

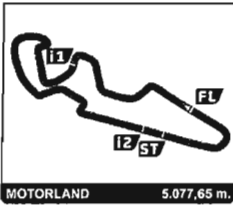


COPA PROMO ARAGÓN VELOCIDAD

MOTORLAND ARAGÓN - 25 y 26 de MAYO de 2013

Nº	Federado	Marca	Licencia	Categoría Prueba	Club
8	MALO GONZALEZ, ALAN	IMR	52238-HU	Promo Aragon 140	Pm. Oscense
10	CANALES GARCIA, ALEX DAVID	IMR	52408-HU	Promo Aragon 140	Mc. Fraga
25	MELGAR HEREDIA, EDUARD	IMR	52338-Z	Promo Aragon 140	
28	GUIRAL GALLINAD, CARLOS	IMR	52323-HU	Promo Aragon 140	Mc. Fraga
45	MOYANO GIMENO, JOSE ANTONIO	IMR	52339-Z	Promo Aragon 140	A.D. Aragon Sport
46	BARRIENTOS ANDRES, MARCOS	IMR	52277-Z	Promo Aragon 140	A.D. Aragon Sport
66	CEAMANOS LAGUNA, GUILLERMO	IMR	52360-Z	Promo Aragon 140	Mc. Calatayud
76	GIRAL ROMERO, JULIAN	IMR	52259-Z	Promo Aragon 140	Mc. Ontinar
79	SERRANO RODRIGUEZ, JORGE	IMR	52250-Z	Promo Aragon 140	Motorland Aragon C.D.
84	BURGAZ VARELA, JOSE MARIA	IMR	52403-Z	Promo Aragon 140	A.D. Aragon Sport





Promo Aragón 140
CEV REPSOL 2013 Motorland Aragón
Entrenamiento Libre

Clasificación Provisional


Nº	Piloto	Nac	Equipo	Moto	Neumaticos	Tiempo	Vlt.	Total	Dif.	Km/h
1	8 ALAN MALO	ESP	Pm. Oscense	IMR		2:54.372	7	8	-	- 104.8
2	76 JULIAN GIRAL	ESP	Mc. Ontinar	IMR		2:55.335	8	8	+0.963	+0.963 104.2
3	79 JORGE SERRANO	ESP	Motorland Aragon C.D.	IMR		2:57.678	7	8	+3.306	+2.343 102.9
4	45 JOSE MOYANO	ESP	A.D. Aragon Sport	IMR		2:58.231	7	8	+3.859	+0.553 102.5
5	66 GUILLERMO CEAMANOS	ESP	Mc. Calatayud	IMR		3:02.012	5	7	+7.640	+3.781 100.4
6	28 CARLOS GUIRAL	ESP	Mc. Fraga	IMR		3:03.562	7	7	+9.190	+1.550 99.6
7	46 MARCOS BARRIENTOS	ESP	A.D. Aragon Sport	IMR		3:05.004	7	7	+10.632	+1.442 98.8
8	84 JOSE BURGAZ	ESP	A.D. Aragon Sport	IMR		3:05.448	7	8	+11.076	+0.444 98.6
9	10 ALEX CANALES	ESP	Mc. Fraga	IMR						
10	25 EDUARD MELGAR	ESP		IMR						

Vuelta Rápida	Vlt. 7	ALAN MALO	2:54.372	104.8 Kph
----------------------	--------	-----------	-----------------	-----------


Hora de publicación: **12:03**

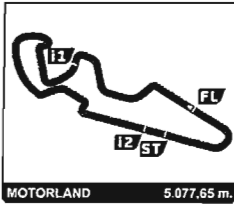
Estado de la pista: **SECO**

Director de carrera:



Cronometrador:

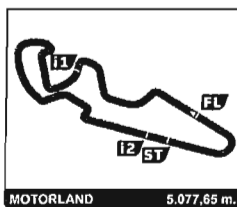




Promo Aragón 140
CEV REPSOL 2013 Motorland Aragón
Entrenamiento Libre

Mejores tiempos de sector

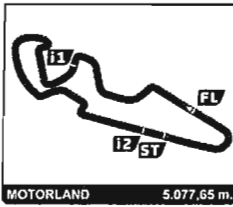
SECTOR 1			SECTOR 2		SECTOR 3		Pos	Piloto	Vuelta Ideal	Mejor Vuelta	
Pos	Piloto	Tiempo	Piloto	Tiempo	Piloto	Tiempo					
1	8 A.MALO	51.671	76 J.GIRAL	1:29.215	8 A.MALO	32.682	1	8 A.MALO	2'54.372	2:54.372	(1)
2	45 J.MOYANO	51.934	8 A.MALO	1:30.019	79 J.SERRANO	33.011	2	76 J.GIRAL	2'54.534	2:55.335	(2)
3	76 J.GIRAL	52.179	79 J.SERRANO	1:31.250	76 J.GIRAL	33.140	3	79 J.SERRANO	2'56.969	2:57.678	(3)
4	79 J.SERRANO	52.708	45 J.MOYANO	1:31.409	66 G.CEAMANOS	33.503	4	45 J.MOYANO	2'58.231	2:58.231	(4)
5	66 G.CEAMANOS	54.543	66 G.CEAMANOS	1:32.205	28 C.GUIRAL	33.925	5	66 G.CEAMANOS	3'00.251	3:02.012	(5)
6	84 J.BURGAZ	54.543	28 C.GUIRAL	1:33.579	84 J.BURGAZ	34.682	6	28 C.GUIRAL	3'03.124	3:03.562	(6)
7	46 M.BARRIENTOS	55.156	46 M.BARRIENTOS	1:33.983	46 M.BARRIENTOS	34.824	7	46 M.BARRIENTOS	3'03.963	3:05.004	(7)
8	28 C.GUIRAL	55.620	84 J.BURGAZ	1:35.650	45 J.MOYANO	34.888	8	84 J.BURGAZ	3'04.875	3:05.448	(8)



Promo Aragón 140
CEV REPSOL 2013 Motorland Aragón
Entrenamiento Libre

Secuencia de vueltas rápidas

Tiempo de sesión	Piloto	Equipo	Moto	Neumaticos	Tiempo	km/h	Vlt.
7:28.779	79 JORGE SERRANO	Motorland Aragon C.D.	IMR		3:07.602	97.4	2
10:34.431	79 JORGE SERRANO	Motorland Aragon C.D.	IMR		3:05.652	98.4	3
11:11.689	8 ALAN MALO	Pm. Oscense	IMR		3:03.552	99.6	3
11:44.711	66 GUILLERMO CEAMANOS	Mc. Calatayud	IMR		3:02.981	99.9	3
11:56.652	76 JULIAN GIRAL	Mc. Ontinar	IMR		3:01.964	100.4	3
14:12.603	8 ALAN MALO	Pm. Oscense	IMR		3:00.914	101.0	4
14:55.908	76 JULIAN GIRAL	Mc. Ontinar	IMR		2:59.256	102.0	4
17:11.792	8 ALAN MALO	Pm. Oscense	IMR		2:59.189	102.0	5
17:51.663	76 JULIAN GIRAL	Mc. Ontinar	IMR		2:55.755	104.0	5
20:07.136	8 ALAN MALO	Pm. Oscense	IMR		2:55.344	104.2	6
23:01.508	8 ALAN MALO	Pm. Oscense	IMR		2:54.372	104.8	7



Promo Aragón 140

CEV REPSOL 2013 Motorland Aragón

Entrenamiento Libre

Vuelta a vuelta

■ Mejor Personal ■ Mejor de la sesión B Cruzando la línea de meta por el pit lane.

Vlt.	Tiempo	Sector 1	Sector 2	Sector 3	Km/h	T. Sesión
8	ALAN MALO ESP					
	Pm. Oscense IMR					
1	4:57.580	2:36.968	1:42.854	37.758	61.4	4:57.580
2	3:10.557	55.940	1:38.832	35.785	95.9	8:08.137
3	3:03.552	53.762	1:35.358	34.432	99.6	11:11.689
4	3:00.914	53.606	1:33.085	34.223	101.0	14:12.603
5	2:59.189	53.384	1:31.933	33.872	102.0	17:11.792
6	2:55.344	52.111	1:30.346	32.887	104.2	20:07.136
7	2:54.372	51.671	1:30.019	32.682	104.8	23:01.508
8	2:55.094	51.989	1:30.354	32.751	104.4	25:56.602

Vlt.	Tiempo	Sector 1	Sector 2	Sector 3	Km/h	T. Sesión
28	CARLOS GIRAL ESP					
	Mc. Fraga IMR					
1	4:58.831	2:36.296	1:45.315	37.220	61.2	4:58.831
2	3:26.611	58.618	1:52.436	35.557	88.5	8:25.442
3	3:09.305	56.631	1:37.099	35.575	96.5	11:34.747
4	3:07.122	56.661	1:35.041	35.420	97.7	14:41.869
5	3:11.543B	55.620	1:33.855	42.068	95.4	17:53.412
6	4:44.771	2:37.069	1:33.579	34.123	64.2	22:38.183
7	3:03.562	55.795	1:33.842	33.925	99.6	25:41.745

Vlt.	Tiempo	Sector 1	Sector 2	Sector 3	Km/h	T. Sesión
45	JOSE MOYANO ESP					
	A.D. Aragon Sport IMR					
1	4:21.248	1:40.655	1:57.255	43.338	70.0	4:21.248
2	3:14.810	56.624	1:39.900	38.286	93.8	7:36.058
3	3:06.777	54.823	1:35.950	36.004	97.9	10:42.835
4	3:05.103	53.529	1:35.386	36.188	98.7	13:47.938
5	3:02.566	52.315	1:33.923	36.328	100.1	16:50.504
6	3:01.624	52.548	1:33.310	35.766	100.6	19:52.128
7	2:58.231	51.934	1:31.409	34.888	102.5	22:50.359
8	3:00.647	52.476	1:32.828	35.343	101.2	25:51.006

Vlt.	Tiempo	Sector 1	Sector 2	Sector 3	Km/h	T. Sesión
46	MARCOS BARRIENTOS ESP					
	A.D. Aragon Sport IMR					
1	4:51.044	2:17.122	1:54.792	39.130	62.8	4:51.044
2	3:32.288B	59.383	1:44.295	48.610	86.1	8:23.332
3	4:10.917	1:55.895	1:38.248	36.774	72.8	12:34.249
4	3:07.439	55.156	1:36.119	36.164	97.5	15:41.688
5	3:16.040B	55.249	1:35.006	45.785	93.2	18:57.728
6	3:50.409	1:40.099	1:34.903	35.407	79.3	22:48.137
7	3:05.004	56.197	1:33.983	34.824	98.8	25:53.141

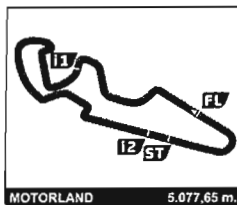
Vlt.	Tiempo	Sector 1	Sector 2	Sector 3	Km/h	T. Sesión
66	GUILLERMO CEAMANOS ESP					
	Mc. Calatayud IMR					
1	5:33.152	3:06.764	1:48.866	37.522	54.9	5:33.152
2	3:08.578	57.955	1:36.037	34.586	96.9	8:41.730
3	3:02.981	55.941	1:33.537	33.503	99.9	11:44.711
4	3:15.701	56.014	1:44.424	35.263	93.4	15:00.412
5	3:02.012	54.543	1:32.205	35.264	100.4	18:02.424
6	3:22.398B	57.411	1:40.320	44.667	90.3	21:24.822
7	3:59.840	1:50.326	1:32.967	36.547	76.2	25:24.662

Vlt.	Tiempo	Sector 1	Sector 2	Sector 3	Km/h	T. Sesión
76	JULIAN GIRAL ESP					
	Mc. Ontinar IMR					

Vlt.	Tiempo	Sector 1	Sector 2	Sector 3	Km/h	T. Sesión
1	5:43.905	3:01.109	2:04.534	38.262	53.1	5:43.905
2	3:10.783	57.801	1:38.622	34.360	95.8	8:54.688
3	3:01.964	55.162	1:33.511	33.291	100.4	11:56.652
4	2:59.256	53.721	1:31.695	33.840	102.0	14:55.908
5	2:55.755	52.179	1:30.022	33.554	104.0	17:51.663
6	3:52.162	1:10.492	2:01.867	39.803	78.7	21:43.825
7	2:57.487	53.572	1:30.497	33.418	103.0	24:41.312
8	2:55.335	52.980	1:29.215	33.140	104.2	27:36.647

Vlt.	Tiempo	Sector 1	Sector 2	Sector 3	Km/h	T. Sesión
79	JORGE SERRANO ESP					
	Motorland Aragon C.D. IMR					
1	4:21.177	1:58.655	1:46.612	35.910	70.0	4:21.177
2	3:07.602	55.111	1:38.440	34.051	97.4	7:28.779
3	3:05.652	54.289	1:37.702	33.661	98.4	10:34.431
4	3:04.482	55.542	1:35.477	33.463	99.1	13:38.913
5	3:00.914	53.996	1:33.324	33.594	101.0	16:39.827
6	2:58.163	53.309	1:31.838	33.016	102.6	19:37.990
7	2:57.678	52.708	1:31.959	33.011	102.9	22:35.668
8	2:58.196	53.388	1:31.250	33.558	102.6	25:33.864

Vlt.	Tiempo	Sector 1	Sector 2	Sector 3	Km/h	T. Sesión
84	JOSE BURGAZ ESP					
	A.D. Aragon Sport IMR					
1	4:58.926	2:20.359	1:59.337	39.230	61.1	4:58.926
2	3:25.828	59.117	1:50.169	36.542	88.8	8:24.754
3	3:18.291	59.934	1:42.708	35.649	92.2	11:43.045
4	3:12.637	57.750	1:38.513	36.374	94.9	14:55.682
5	3:07.719	56.442	1:36.084	35.193	97.4	18:03.401
6	3:05.528	54.797	1:36.049	34.682	98.5	21:08.929
7	3:05.448	54.543	1:35.741	35.164	98.6	24:14.377
8	3:06.434	55.571	1:35.650	35.213	98.0	27:20.811



Promo Aragón 140
CEV REPSOL 2013 Motorland Aragón
Entrenamiento Oficial

Clasificación Provisional

Nº Piloto	Nac	Equipo	Moto	Neumaticos	Tiempo	Vlt.	Total	Dif.	Km/h
1 76 JULIAN GIRAL	ESP	Mc. Ontinar	IMR		2:49.785	9	9	-	107.6
2 8 ALAN MALO	ESP	Pm. Oscense	IMR		2:52.259	8	9	+2.474	106.1
3 45 JOSE MOYANO	ESP	A.D. Aragon Sport	IMR		2:54.490	5	9	+4.705	104.7
4 79 JORGE SERRANO	ESP	Motorland Aragon C.D.	IMR		2:55.324	9	9	+5.539	104.2
5 66 GUILLERMO CEAMANOS	ESP	Mc. Calatayud	IMR		2:56.687	2	8	+6.902	103.4
6 28 CARLOS GUIRAL	ESP	Mc. Fraga	IMR		2:58.880	7	8	+9.095	102.2
7 46 MARCOS BARRIENTOS	ESP	A.D. Aragon Sport	IMR		3:01.132	4	8	+11.347	100.9
8 84 JOSE BURGAS	ESP	A.D. Aragon Sport	IMR		3:06.538	8	8	+16.753	98.0

Tiempo Máximo: 3:23.742

10 ALEX CANALES	ESP	Mc. Fraga	IMR						
25 EDUARD MELGAR	ESP		IMR						

Vuelta Rápida	Vlt.	Piloto	Tiempo	Kph
	9	JULIAN GIRAL	2:49.785	107.6 Kph

Hora de publicación: 15:07

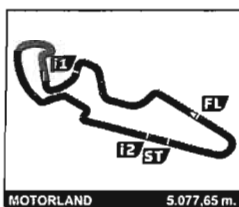
Estado de la pista: **SECO**

Director de carrera:



Cronometrador:

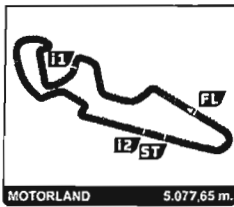




Promo Aragón 140
CEV REPSOL 2013 Motorland Aragón
Entrenamiento Oficial

Mejores tiempos de sector

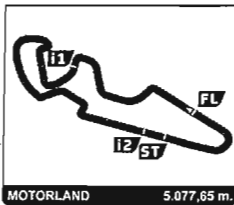
Pos	SECTOR 1		SECTOR 2		SECTOR 3		Pos	Piloto	Vuelta Ideal	Mejor Vuelta	
	Piloto	Tiempo	Piloto	Tiempo	Piloto	Tiempo					
1	76 J.GIRAL	50.225	76 J.GIRAL	1:26.897	76 J.GIRAL	31.850	1	76 J.GIRAL	2'48.972	2:49.785	(1)
2	45 J.MOYANO	50.676	8 A.MALO	1:28.408	8 A.MALO	31.932	2	8 A.MALO	2'51.567	2:52.259	(2)
3	8 A.MALO	51.227	45 J.MOYANO	1:29.527	79 J.SERRANO	32.052	3	45 J.MOYANO	2'53.342	2:54.490	(3)
4	79 J.SERRANO	52.766	79 J.SERRANO	1:30.504	66 G.CEAMANOS	32.347	4	79 J.SERRANO	2'55.322	2:55.324	(4)
5	66 G.CEAMANOS	53.389	28 C.GUIRAL	1:30.795	45 J.MOYANO	33.139	5	66 G.CEAMANOS	2'56.687	2:56.687	(5)
6	46 M.BARRIENTOS	53.646	66 G.CEAMANOS	1:30.951	28 C.GUIRAL	33.295	6	28 C.GUIRAL	2'58.508	2:58.880	(6)
7	84 J.BURGAZ	53.942	46 M.BARRIENTOS	1:33.019	46 M.BARRIENTOS	33.911	7	46 M.BARRIENTOS	3'00.576	3:01.132	(7)
8	28 C.GUIRAL	54.418	84 J.BURGAZ	1:34.736	84 J.BURGAZ	34.246	8	84 J.BURGAZ	3'02.924	3:06.538	(8)



Promo Aragón 140
CEV REPSOL 2013 Motorland Aragón
Entrenamiento Oficial

Secuencia de vueltas rápidas

Tiempo de sesión	Piloto	Equipo	Moto	Neumaticos	Tiempo	km/h	Vlt.
6:14.111	66 GUILLERMO CEAMANOS	Mc. Calatayud	IMR		2:56.687	103.4	2
6:26.546	76 JULIAN GIRAL	Mc. Ontinar	IMR		2:54.165	104.9	2
9:19.006	76 JULIAN GIRAL	Mc. Ontinar	IMR		2:52.460	106.0	3
12:10.982	76 JULIAN GIRAL	Mc. Ontinar	IMR		2:51.976	106.3	4
15:01.679	76 JULIAN GIRAL	Mc. Ontinar	IMR		2:50.697	107.1	5
20:42.974	76 JULIAN GIRAL	Mc. Ontinar	IMR		2:50.473	107.2	7
23:33.179	76 JULIAN GIRAL	Mc. Ontinar	IMR		2:50.205	107.4	8
26:22.964	76 JULIAN GIRAL	Mc. Ontinar	IMR		2:49.785	107.6	9



Promo Aragón 140

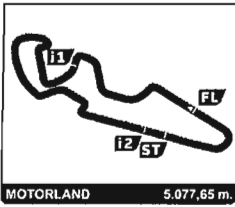
CEV REPSOL 2013 Motorland Aragón

Entrenamiento Oficial

Vuelta a vuelta

■ Mejor Personal ■ Mejor de la sesión B Cruzando la línea de meta por el pit lane.

Vlt.	Tiempo	Sector 1	Sector 2	Sector 3	Km/h	T. Sesión	Vlt.	Tiempo	Sector 1	Sector 2	Sector 3	Km/h	T. Sesión		
8	ALAN MALO	ESP						8	3:03.401	56.999	1:33.243	33.159	99.7	25:25.025	
	Pm. Oscense	IMR													
1	3:58.948	1:32.936	1:47.340	38.672	76.5	3:58.948	1	3:32.381	1:24.963	1:34.454	32.964	86.1	3:32.381		
2	2:58.075	53.256	1:31.654	33.165	102.6	6:57.023	2	2:54.165	52.458	1:29.117	32.590	104.9	6:26.546		
3	2:55.674	51.779	1:31.117	32.778	104.0	9:52.697	3	2:52.460	51.734	1:28.277	32.449	106.0	9:19.006		
4	2:54.529	51.581	1:30.253	32.695	104.7	12:47:226	4	2:51.976	51.191	1:28.113	32.672	106.3	12:10.982		
5	2:53.705	51.739	1:28.976	32.990	105.2	15:40.931	5	2:50.697	50.914	1:26.897	32.886	107.1	15:01.679		
6	2:53.107	51.508	1:28.701	32.898	105.6	18:34.038	6	2:50.822	50.924	1:27.363	32.535	107.0	17:52.501		
7	2:52.583	51.227	1:28.867	32.489	105.9	21:26.621	7	2:50.473	50.568	1:27.465	32.440	107.2	20:42.974		
8	2:52.259	51.354	1:28.408	32.497	106.1	24:18.880	8	2:50.205	50.539	1:26.968	32.698	107.4	23:33.179		
9	2:54.533	51.559	1:31.042	31.932	104.7	27:13.413	9	2:49.785	50.225	1:27.710	31.850	107.6	26:22.964		
28	CARLOS GUIRAL	ESP						76	JULIAN GIRAL	ESP					
	Mc. Fraga	IMR							Mc. Ontinar	IMR					
1	3:38.012	1:20.994	1:43.181	33.837	83.8	3:38.012	1	3:32.381	1:24.963	1:34.454	32.964	86.1	3:32.381		
2	3:02.447	54.914	1:33.773	33.760	100.2	6:40.459	2	2:54.165	52.458	1:29.117	32.590	104.9	6:26.546		
3	3:02.145	55.659	1:33.157	33.329	100.3	9:42.604	3	2:52.460	51.734	1:28.277	32.449	106.0	9:19.006		
4	3:01.708	55.141	1:32.828	33.739	100.6	12:44.312	4	2:51.976	51.191	1:28.113	32.672	106.3	12:10.982		
5	2:59.814	55.724	1:30.795	33.295	101.6	15:44.126	5	2:50.697	50.914	1:26.897	32.886	107.1	15:01.679		
6	2:59.051	54.538	1:30.915	33.598	102.1	18:43.177	6	2:50.822	50.924	1:27.363	32.535	107.0	17:52.501		
7	2:58.880	54.418	1:30.972	33.490	102.2	21:42.057	7	2:50.473	50.568	1:27.465	32.440	107.2	20:42.974		
8	3:13.423B	55.404	1:35.227	42.792	94.5	24:55.480	8	2:50.205	50.539	1:26.968	32.698	107.4	23:33.179		
							9	2:49.785	50.225	1:27.710	31.850	107.6	26:22.964		
45	JOSE MOYANO	ESP						79	JORGE SERRANO	ESP					
	A.D. Aragon Sport	IMR							Motorland Aragon C.D.	IMR					
1	3:20.693	1:09.526	1:35.891	35.276	91.1	3:20.693	1	3:34.934	1:23.878	1:38.021	33.035	85.0	3:34.934		
2	2:58.378	52.042	1:31.734	34.602	102.5	6:19.071	2	3:00.594	53.662	1:33.423	33.590	101.2	6:35.528		
3	2:56.956	51.722	1:30.446	34.788	103.3	9:16.027	3	2:59.954	54.047	1:32.822	33.085	101.6	9:35.482		
4	2:56.609	51.466	1:31.037	34.106	103.5	12:12.636	4	3:00.420	54.198	1:33.063	33.159	101.3	12:35.902		
5	2:54.490	50.676	1:29.527	34.287	104.7	15:07.126	5	2:59.482	53.999	1:31.834	33.649	101.8	15:35.384		
6	2:57.836	52.031	1:31.747	34.058	102.8	18:04.962	6	3:11.313	1:04.093	1:33.940	33.280	95.5	18:46.697		
7	3:05.655	54.832	1:35.247	35.576	98.4	21:10.617	7	2:56.167	52.913	1:30.504	32.750	103.7	21:42.864		
8	2:54.853	51.747	1:29.930	33.176	104.5	24:05.470	8	2:56.600	53.079	1:30.520	33.001	103.5	24:39.464		
9	2:55.685	51.901	1:30.645	33.139	104.0	27:01.155	9	2:55.324	52.766	1:30.506	32.052	104.2	27:34.788		
84	JOSE BURGAZ	ESP						84	JOSE BURGAZ	ESP					
	A.D. Aragon Sport	IMR							A.D. Aragon Sport	IMR					
1	3:38.997	1:21.618	1:42.874	34.505	83.5	3:38.997	1	3:38.997	1:21.618	1:42.874	34.505	83.5	3:38.997		
2	3:46.115	54.653	1:57.081	54.381	80.8	7:25.112	2	3:46.115	54.653	1:57.081	54.381	80.8	7:25.112		
3	3:12.074	54.357	1:42.239	35.478	95.2	10:37.186	3	3:12.074	54.357	1:42.239	35.478	95.2	10:37.186		
4	3:10.103B	55.652	1:35.694	38.757	96.1	13:47.289	4	3:10.103B	55.652	1:35.694	38.757	96.1	13:47.289		
5	3:41.408	1:32.426	1:34.736	34.246	82.5	17:28.697	5	3:41.408	1:32.426	1:34.736	34.246	82.5	17:28.697		
6	3:12.292	54.356	1:42.936	35.000	95.0	20:40.989	6	3:12.292	54.356	1:42.936	35.000	95.0	20:40.989		
7	3:12.852	53.942	1:44.011	34.899	94.8	23:53.841	7	3:12.852	53.942	1:44.011	34.899	94.8	23:53.841		
8	3:06.538	54.910	1:36.934	34.694	98.0	27:00.379	8	3:06.538	54.910	1:36.934	34.694	98.0	27:00.379		
46	MARCOS BARRIENTOS	ESP						66	GUILLERMO CEAMANOS	ESP					
	A.D. Aragon Sport	IMR							Mc. Calatayud	IMR					
1	3:31.099	1:10.845	1:44.583	35.671	86.6	3:31.099	1	3:17.424	1:11.091	1:33.272	33.061	92.6	3:17.424		
2	3:04.321	55.347	1:34.456	34.518	99.2	6:35.420	2	2:56.687	53.389	1:30.951	32.347	103.4	6:14.111		
3	3:02.722	54.669	1:34.052	34.001	100.0	9:38.142	3	3:07.983	1:03.175	1:31.929	32.879	97.2	9:22.094		
4	3:01.132	53.954	1:33.019	34.159	100.9	12:39.274	4	3:06.781	55.333	1:38.548	32.900	97.9	12:28.875		
5	3:10.683B	53.646	1:34.130	42.907	95.9	15:49.957	5	3:09.546B	58.543	1:32.338	38.665	96.4	15:38.421		
6	3:58.430	1:45.667	1:37.903	34.860	76.7	19:48.387	6	3:37.219	1:32.350	1:31.460	33.409	84.1	19:15.640		
7	3:03.641	54.792	1:33.582	35.267	99.5	22:52.028	7	3:05.984	59.152	1:33.563	33.269	98.3	22:21.624		
8	3:01.710	54.253	1:33.546	33.911	100.6	25:53.738									



CEV REPSOL 2013 Motorland Aragón
Promo Aragón 140

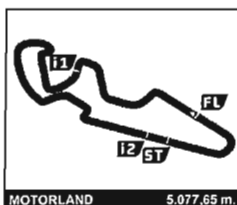
Carrera
Parrilla de Salida

46 M. BARRIENTOS 3:01.132 7	84 J. BURGAZ 3:06.538 8	28 C. GUIRAL 2:58.880 6
79 J. SERRANO 2:55.324 4	66 G. CEAMANOS 2:56.687 5	45 J. MOYANO 2:54.490 3
76 J. GIRAL 2:49.785 1	8 A. MALO 2:52.259 2	



15:43' del 25/5/2013 .

Comissarios Deportivos: 	Cronometradores: 
--	---



Promo Aragón 140
CEV REPSOL 2013 Motorland Aragón
Warm-up

Clasificación Provisional


Nº Piloto	Nac	Equipo	Moto	Neumaticos	Tiempo	Vlt.	Total	Dif.	Km/h
1 76 JULIAN GIRAL	ESP	Mc. Ontinar	IMR		2:48.204	4	4	-	108.7
2 8 ALAN MALO	ESP	Pm. Oscense	IMR		2:48.762	3	4	+0.558 +0.558	108.3
3 66 GUILLERMO CEAMANOS	ESP	Mc. Calatayud	IMR		2:49.892	2	4	+1.688 +1.130	107.6
4 79 JORGE SERRANO	ESP	Motorland Aragon C.D.	IMR		2:49.918	4	4	+1.714 +0.026	107.6
5 28 CARLOS GUIRAL	ESP	Mc. Fraga	IMR		2:49.993	4	4	+1.789 +0.075	107.5
6 10 ALEX CANALES	ESP	Mc. Fraga	IMR		2:51.939	4	4	+3.735 +1.946	106.3
7 45 JOSE MOYANO	ESP	A.D. Aragon Sport	IMR		2:52.409	2	3	+4.205 +0.470	106.0
8 46 MARCOS BARRIENTOS	ESP	A.D. Aragon Sport	IMR		2:56.202	3	4	+7.998 +3.793	103.7
9 84 JOSE BURGAZ	ESP	A.D. Aragon Sport	IMR						

Vuelta Rápida	Vlt. 4	JULIAN GIRAL	2:48.204	108.7 Kph
----------------------	--------	--------------	----------	-----------


Hora de publicación: **10:16**

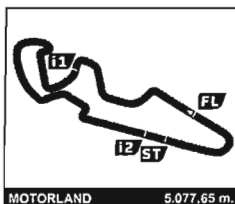
Estado de la pista: **SECO**

Director de carrera:



Cronometrador:

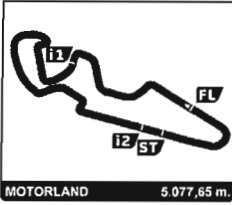




Promo Aragón 140
CEV REPSOL 2013 Motorland Aragón
Warm-up

Mejores tiempos de sector

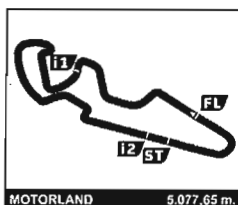
Pos	SECTOR 1		SECTOR 2		SECTOR 3		Pos	Piloto	Vuelta Ideal	Mejor Vuelta	
	Piloto	Tiempo	Piloto	Tiempo	Piloto	Tiempo					
1	76 J.GIRAL	47.480	76 J.GIRAL	1:28.082	8 A.MALO	31.881	1	76 J.GIRAL	2'48.130	2:48.204	(1)
2	8 A.MALO	47.947	8 A.MALO	1:28.512	79 J.SERRANO	32.089	2	8 A.MALO	2'48.340	2:48.762	(2)
3	45 J.MOYANO	48.231	28 C.GUIRAL	1:28.793	28 C.GUIRAL	32.145	3	79 J.SERRANO	2'49.632	2:49.918	(4)
4	66 G.CEAMANOS	48.626	79 J.SERRANO	1:28.817	66 G.CEAMANOS	32.163	4	66 G.CEAMANOS	2'49.875	2:49.892	(3)
5	79 J.SERRANO	48.726	66 G.CEAMANOS	1:29.086	76 J.GIRAL	32.568	5	28 C.GUIRAL	2'49.993	2:49.993	(5)
6	10 A.CANALES	48.862	45 J.MOYANO	1:29.640	10 A.CANALES	32.748	6	45 J.MOYANO	2'51.347	2:52.409	(7)
7	28 C.GUIRAL	49.055	10 A.CANALES	1:30.329	46 M.BARRIENTOS	33.351	7	10 A.CANALES	2'51.939	2:51.939	(6)
8	46 M.BARRIENTOS	50.409	46 M.BARRIENTOS	1:32.389	45 J.MOYANO	33.476	8	46 M.BARRIENTOS	2'56.149	2:56.202	(8)



Promo Aragón 140
CEV REPSOL 2013 Motorland Aragón
Warm-up

Secuencia de vueltas rápidas

Tiempo de sesión	Piloto	Equipo	Moto	Neumaticos	Tiempo	km/h	Vlt.
6:02.999	45 JOSE MOYANO	A.D. Aragon Sport	IMR		2:52.409	106.0	2
6:03.551	8 ALAN MALO	Pm. Oscense	IMR		2:49.183	108.0	2
8:52.313	8 ALAN MALO	Pm. Oscense	IMR		2:48.762	108.3	3
11:51.474	76 JULIAN GIRAL	Mc. Ortinar	IMR		2:48.204	108.7	4



Promo Aragón 140

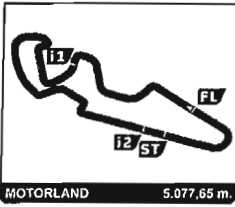
CEV REPSOL 2013 Motorland Aragón

Warm-up

Vuelta a vuelta

■ Mejor Personal ■ Mejor de la sesión B Cruzando la línea de meta por el pit lane.

Vlt.	Tiempo	Sector 1	Sector 2	Sector 3	Km/h	T. Sesión	Vlt.	Tiempo	Sector 1	Sector 2	Sector 3	Km/h	T. Sesión
8	ALAN MALO					ESP	4	2:49.918	48.726	1:28.817	32.375	107.6	11:52.811
	Pm. Oscense					IMR							
1	3:14.368	1:08.122	1:33.846	32.400	94.0	3:14.368							
2	2:49.183	48.223	1:29.079	31.881	108.0	6:03.551							
3	2:48.762	48.036	1:28.512	32.214	108.3	8:52.313							
4	2:48.826	47.947	1:28.839	32.040	108.3	11:41.139							
10	ALEX CANALES					ESP							
	Mc. Fraga					IMR							
1	3:27.168	1:11.932	1:40.841	34.395	88.2	3:27.168							
2	2:58.861	50.924	1:34.014	33.923	102.2	6:26.029							
3	2:55.168	50.577	1:31.760	32.831	104.3	9:21.197							
4	2:51.939	48.862	1:30.329	32.748	106.3	12:13.136							
28	CARLOS GUIRAL					ESP							
	Mc. Fraga					IMR							
1	3:15.923	1:09.056	1:33.940	32.927	93.3	3:15.923							
2	2:53.427	49.656	1:30.941	32.830	105.4	6:09.350							
3	2:53.471	49.300	1:31.469	32.702	105.4	9:02.821							
4	2:49.993	49.055	1:28.793	32.145	107.5	11:52.814							
45	JOSE MOYANO					ESP							
	A.D. Aragon Sport					IMR							
1	3:10.590	1:00.845	1:35.592	34.153	95.9	3:10.590							
2	2:52.409	48.231	1:30.702	33.476	106.0	6:02.999							
3	3:01.939B	49.426	1:29.640	42.873	100.5	9:04.938							
46	MARCOS BARRIENTOS					ESP							
	A.D. Aragon Sport					IMR							
1	3:19.452	1:10.783	1:35.318	33.351	91.6	3:19.452							
2	3:10.163	1:04.004	1:32.665	33.494	96.1	6:29.615							
3	2:56.202	50.409	1:32.389	33.404	103.7	9:25.817							
4	2:58.410	51.325	1:33.628	33.457	102.4	12:24.227							
66	GUILLERMO CEAMANOS					ESP							
	Mc. Calatayud					IMR							
1	3:15.086	1:08.631	1:33.889	32.566	93.7	3:15.086							
2	2:49.892	48.626	1:29.086	32.180	107.6	6:04.978							
3	2:50.741	48.650	1:29.928	32.163	107.0	8:55.719							
4	2:50.802	48.699	1:29.660	32.443	107.0	11:46.521							
76	JULIAN GIRAL					ESP							
	Mc. Ontinar					IMR							
1	3:23.447	1:06.804	1:41.893	34.750	89.8	3:23.447							
2	2:50.914	48.546	1:29.250	33.118	106.9	6:14.361							
3	2:48.909	47.998	1:28.343	32.568	108.2	9:03.270							
4	2:48.204	47.480	1:28.082	32.642	108.7	11:51.474							
79	JORGE SERRANO					ESP							
	Motorland Aragon C.D.					IMR							
1	3:17.230	1:07.954	1:34.031	35.245	92.7	3:17.230							
2	2:53.250	50.116	1:31.045	32.089	105.5	6:10.480							
3	2:52.413	48.756	1:30.762	32.895	106.0	9:02.893							



**CEV REPSOL 2013 Motorland Aragón
Promo Aragón 140**

**Carrera
Parrilla de Salida**

46 M. BARRIENTOS	3:01.132	7	84 J. BURGAZ	3:06.538	8	10 A. CANALES	9
79 J. SERRANO	2:55.324	4	66 G. CEAMANOS	2:56.687	5	28 C. GUIRAL	6
76 J. GIRAL	2:49.785	1	8 A. MALO	2:52.259	2	45 J. MOYANO	3

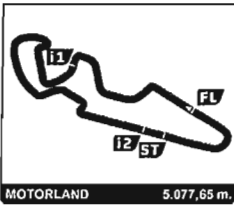


Comissarios Deportivos:

Cronometrados:

10420'





CEV REPSOL 2013 Motorland Aragón

Promo Aragón 140

Carrera (5 Vueltas, 25,4 km.)

Clasificación Provisional


Piloto	Nac	Equipo	Moto	Neumaticos	Vlts.	Tiempo	Dif. Km/h	Mejor Vuelta	
								Vlt.	Tiempo Km/h
1 76 JULIAN GIRAL	ESP	Mc. Ontinar	IMR		5	13:59.449	- 108.9	4	2:47.041 109.4
2 10 ALEX CANALES	ESP	Mc. Fraga	IMR		5	14:05.721	+6.272 108.1	3	2:47.163 109.3
3 8 ALAN MALO	ESP	Pm. Oscense	IMR		5	14:07.045	+7.596 107.9	3	2:47.896 108.9
4 45 JOSE MOYANO	ESP	A.D. Aragon Sport	IMR		5	14:12.691	+13.242 107.2	3	2:49.542 107.8
5 79 JORGE SERRANO	ESP	Motorland Aragon C.D.	IMR		5	14:13.924	+14.475 107.0	3	2:49.107 108.1
6 66 GUILLERMO CEAMANOS	ESP	Mc. Calatayud	IMR		5	14:16.414	+16.965 106.7	3	2:49.376 107.9
7 28 CARLOS GUIRAL	ESP	Mc. Fraga	IMR		5	14:30.413	+30.964 105.0	2	2:48.472 108.5
8 46 MARCOS BARRIENTOS	ESP	A.D. Aragon Sport	IMR		5	14:39.849	+40.400 103.9	2	2:54.870 104.5
9 84 JOSE BURGAZ	ESP	A.D. Aragon Sport	IMR		5	16:14.619	+2:15.170 93.8	3	3:06.333 98.1

Pole	J. GIRAL	2:49.785	107.6 Kph
Vuelta Rápida	Vlt. 4 JULIAN GIRAL	2:47.041	109.4 Kph


Hora de publicación: 45:21

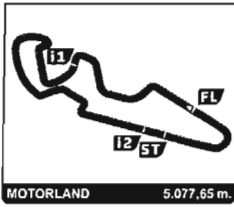
Estado de pista: **SECO**

Director de carrera:



Cronometrador:

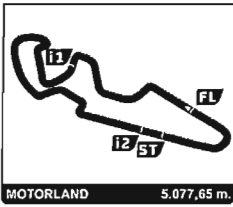




Promo Aragón 140
CEV REPSOL 2013 Motorland Aragón
Carrera

Mejores tiempos de sector

SECTOR 1			SECTOR 2		SECTOR 3				Vuelta Ideal	Mejor Vuelta	
Pos	Piloto	Tiempo	Piloto	Tiempo	Piloto	Tiempo	Pos	Piloto			
1	76 J.GIRAL	46.859	76 J.GIRAL	1:27.152	10 A.CANALES	31.984	1	76 J.GIRAL	2'46.692	2:47.041	(1)
2	8 A.MALO	47.315	10 A.CANALES	1:27.594	28 C.GUIRAL	31.995	2	10 A.CANALES	2'47.054	2:47.163	(2)
3	10 A.CANALES	47.476	8 A.MALO	1:27.693	66 G.CEAMANOS	32.187	3	8 A.MALO	2'47.294	2:47.896	(3)
4	45 J.MOYANO	47.606	28 C.GUIRAL	1:28.094	79 J.SERRANO	32.248	4	28 C.GUIRAL	2'48.008	2:48.472	(4)
5	79 J.SERRANO	47.791	45 J.MOYANO	1:28.612	8 A.MALO	32.286	5	45 J.MOYANO	2'48.715	2:49.542	(7)
6	28 C.GUIRAL	47.919	79 J.SERRANO	1:28.681	45 J.MOYANO	32.497	6	79 J.SERRANO	2'48.720	2:49.107	(5)
7	66 G.CEAMANOS	48.111	66 G.CEAMANOS	1:28.831	76 J.GIRAL	32.681	7	66 G.CEAMANOS	2'49.129	2:49.376	(6)
8	46 M.BARRIENTOS	49.551	46 M.BARRIENTOS	1:30.924	46 M.BARRIENTOS	33.699	8	46 M.BARRIENTOS	2'54.174	2:54.870	(8)
9	84 J.BURGAZ	52.098	84 J.BURGAZ	1:37.644	84 J.BURGAZ	35.140	9	84 J.BURGAZ	3'04.882	3:06.333	(9)

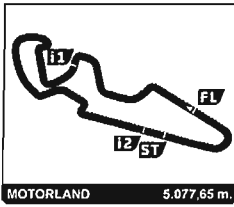


Promo Aragón 140
CEV REPSOL 2013 Motorland Aragón
Carrera

Planing

VUELTA

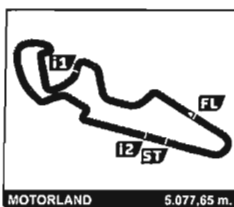
Nº	Pos	Grid	1	2	3	4	5
76	1	76	76	76	76	76	76
8	2	8	79	8	10	10	10
45	3	45	8	10	8	8	8
79	4	79	10	79	79	45	45
66	5	66	66	28	66	79	79
28	6	28	45	66	45	66	66
46	7	46	28	45	28	28	28
84	8	84	46	46	46	46	46
10	9	10	84	84	84	84	84



Promo Aragón 140
CEV REPSOL 2013 Motorland Aragón
Carrera

Secuencia de vueltas rápidas

Tiempo de sesión	Piloto	Equipo	Moto	Neumaticos	Tiempo	km/h	Vlt.
5:37.953	76 JULIAN GIRAL	Mc. Ontinar	IMR		2:47.530	109.1	2
8:25.055	76 JULIAN GIRAL	Mc. Ontinar	IMR		2:47.102	109.4	3
11:12.096	76 JULIAN GIRAL	Mc. Ontinar	IMR		2:47.041	109.4	4



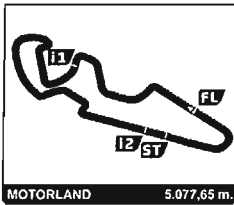
Promo Aragón 140
CEV REPSOL 2013 Motorland Aragón
Carrera

MOTORLAND 5.077,65 m.

Tiempos por vuelta

■ *Piloto Doblado*

Nº	Tiempo	Dif.	Nº	Tiempo	Dif.	Nº	Tiempo	Dif.	Nº	Tiempo	Dif.	Nº	Tiempo	Dif.
Vuelta 1														
76	2:50.423													
79	2:52.124	1.701												
8	2:52.339	1.916												
10	2:52.362	1.939												
66	2:52.765	2.342												
45	2:53.032	2.609												
28	2:54.072	3.649												
46	2:58.235	7.812												
84	3:37.493	47.070												
Vuelta 2														
76	2:47.530													
8	2:49.270	3.656												
10	2:49.771	4.180												
79	2:50.114	4.285												
28	2:48.472	4.591												
66	2:49.815	4.627												
45	2:50.039	5.118												
46	2:54.870	15.152												
84	3:10.189	1'09.729												
Vuelta 3														
76	2:47.102													
10	2:47.163	4.241												
8	2:47.896	4.450												
79	2:49.107	6.290												
66	2:49.376	6.901												
45	2:49.542	7.558												
28	2:51.763	9.252												
46	2:55.100	23.150												
84	3:06.333	1'28.960												
Vuelta 4														
76	2:47.041													
10	2:48.065	5.265												
8	2:48.190	5.599												
45	2:49.898	10.415												
79	2:51.180	10.429												
66	2:52.748	12.608												
28	2:56.289	18.500												
46	2:55.755	31.864												
84	3:11.598	1'53.517												
Vuelta 5														
76	2:47.353													
10	2:48.360	6.272												
8	2:49.350	7.596												
45	2:50.180	13.242												
79	2:51.399	14.475												
66	2:51.710	16.965												
28	2:59.817	30.964												
46	2:55.889	40.400												
84	3:09.006	2'15.170												



Promo Aragón 140

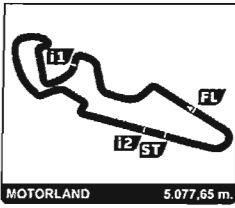
CEV REPSOL 2013 Motorland Aragón

Carrera

Vuelta a vuelta

■ Mejor Personal ■ Mejor de la sesión B Cruzando la línea de meta por el pit lane.

Vlt.	Tiempo	Sector 1	Sector 2	Sector 3	Km/h	T. Sesión	Vlt.	Tiempo	Sector 1	Sector 2	Sector 3	Km/h	T. Sesión	
8	ALAN MALO ESP							5	2:47.353	47.045	1:27.249	33.059	109.2	13:59.449
	Pm. Oscense IMR							79	JORGE SERRANO ESP					
1	2:52.339	51.026	1:28.415	32.898	106.1	2:52.339		Motorland Aragon C.D. IMR						
2	2:49.270	47.993	1:28.978	32.299	108.0	5:41.609	1	2:52.124	50.472	1:28.681	32.971	106.2	2:52.124	
3	2:47.896	47.563	1:28.047	32.286	108.9	8:29.505	2	2:50.114	48.063	1:29.144	32.907	107.4	5:42.238	
4	2:48.190	48.089	1:27.693	32.408	108.7	11:17.695	3	2:49.107	47.791	1:29.068	32.248	108.1	8:31.345	
5	2:49.350	47.315	1:29.748	32.287	107.9	14:07.045	4	2:51.180	48.123	1:30.594	32.463	106.8	11:22.525	
							5	2:51.399	49.241	1:29.384	32.774	106.6	14:13.924	
10	ALEX CANALES ESP							84	JOSE BURGAZ ESP					
	Mc. Fraga IMR							A.D. Aragon Sport IMR						
1	2:52.362	51.449	1:28.594	32.319	106.0	2:52.362	1	3:37.493	55.945	2:04.845	36.703	84.0	3:37.493	
2	2:49.771	48.356	1:28.891	32.524	107.7	5:42.133	2	3:10.189	55.621	1:39.428	35.140	96.1	6:47.682	
3	2:47.163	47.585	1:27.594	31.984	109.3	8:29.296	3	3:06.333	52.098	1:37.644	36.591	98.1	9:54.015	
4	2:48.065	47.755	1:28.209	32.101	108.8	11:17.361	4	3:11.598	55.311	1:39.808	36.479	95.4	13:05.613	
5	2:48.360	47.476	1:28.511	32.373	108.6	14:05.721	5	3:09.006	53.929	1:39.557	35.520	96.7	16:14.619	
28	CARLOS GUIRAL ESP													
	Mc. Fraga IMR													
1	2:54.072	52.089	1:29.438	32.545	105.0	2:54.072								
2	2:48.472	48.383	1:28.094	31.995	108.5	5:42.544								
3	2:51.763	47.919	1:31.016	32.828	106.4	8:34.307								
4	2:56.289	49.501	1:32.240	34.548	103.7	11:30.596								
5	2:59.817	50.526	1:34.529	34.762	101.6	14:30.413								
45	JOSE MOYANO ESP													
	A.D. Aragon Sport IMR													
1	2:53.032	49.738	1:29.763	33.531	105.6	2:53.032								
2	2:50.039	48.263	1:28.893	32.883	107.5	5:43.071								
3	2:49.542	48.023	1:29.022	32.497	107.8	8:32.613								
4	2:49.898	47.868	1:28.612	33.418	107.6	11:22.511								
5	2:50.180	47.606	1:29.129	33.445	107.4	14:12.691								
46	MARCOS BARRIENTOS ESP													
	A.D. Aragon Sport IMR													
1	2:58.235	53.557	1:30.924	33.754	102.5	2:58.235								
2	2:54.870	49.705	1:31.382	33.783	104.5	5:53.105								
3	2:55.100	49.551	1:31.850	33.699	104.4	8:48.205								
4	2:55.755	49.884	1:32.076	33.795	104.0	11:43.960								
5	2:55.889	49.728	1:32.379	33.782	103.9	14:39.849								
66	GUILLERMO CEAMANOS ESP													
	Mc. Calatayud IMR													
1	2:52.765	50.840	1:29.178	32.747	105.8	2:52.765								
2	2:49.815	48.292	1:28.831	32.692	107.6	5:42.580								
3	2:49.376	48.111	1:29.078	32.187	107.9	8:31.956								
4	2:52.748	48.978	1:30.823	32.947	105.8	11:24.704								
5	2:51.710	49.178	1:29.579	32.953	106.4	14:16.414								
76	JULIAN GIRAL ESP													
	Mc. Ontinar IMR													
1	2:50.423	49.966	1:27.350	33.107	107.2	2:50.423								
2	2:47.530	47.236	1:27.152	33.142	109.1	5:37.953								
3	2:47.102	47.019	1:27.402	32.681	109.4	8:25.055								
4	2:47.041	46.859	1:27.181	33.001	109.4	11:12.096								

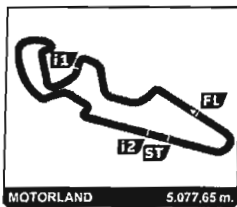


Promo Aragón 140
CEV REPSOL 2013 Motorland Aragón
Carrera

Vuelta a vuelta

■ Mejor Personal ■ Mejor de la sesión B Cruzando la línea de meta por el pit lane.

Vlt.	Tiempo	Sector 1	Sector 2	Sector 3	Km/h	T. Sesión	Vlt.	Tiempo	Sector 1	Sector 2	Sector 3	Km/h	T. Sesión
------	--------	----------	----------	----------	------	-----------	------	--------	----------	----------	----------	------	-----------



CEV REPSOL 2013 Motorland Aragón

Promo Aragón 140

Carrera (5 Vueltas, 25,4 km.)

Clasificación Final

Piloto	Nac	Equipo	Moto	Neumaticos	Vlts.	Tiempo	Dif.	Km/h	Mejor Vuelta		
									Vlt.	Tiempo	Km/h
1 76 JULIAN GIRAL	ESP	Mc. Ontinar	IMR		5	13:59.449	-	108.9	4	2:47.041	109.4
2 10 ALEX CANALES	ESP	Mc. Fraga	IMR		5	14:05.721	+6.272	108.1	3	2:47.163	109.3
3 8 ALAN MALO	ESP	Pm. Oscense	IMR		5	14:07.045	+7.596	107.9	3	2:47.896	108.9
4 45 JOSE MOYANO	ESP	A.D. Aragon Sport	IMR		5	14:12.691	+13.242	107.2	3	2:49.542	107.8
5 79 JORGE SERRANO	ESP	Motorland Aragón C.D.	IMR		5	14:13.924	+14.475	107.0	3	2:49.107	108.1
6 66 GUILLERMO CEAMANOS	ESP	Mc. Calatayud	IMR		5	14:16.414	+16.965	106.7	3	2:49.376	107.9
7 28 CARLOS GUIRAL	ESP	Mc. Fraga	IMR		5	14:30.413	+30.964	105.0	2	2:48.472	108.5
8 46 MARCOS BARRIENTOS	ESP	A.D. Aragon Sport	IMR		5	14:39.849	+40.400	103.9	2	2:54.870	104.5
9 84 JOSE BURGAZ	ESP	A.D. Aragon Sport	IMR		5	16:14.619	+2:15.170	93.8	3	3:06.333	98.1
Pole						J. GIRAL				2:49.785	107.6 Kph
Vuelta Rápida					Vlt. 4	JULIAN GIRAL				2:47.041	109.4 Kph

Hora de publicación:

Estado de pista: **SECO**

Comisarios deportivos:

Cronometrador:

15:45' del 26/05/2013.

26/05/2013 Página 1 / 1

