



Zuera, Camp. Aragón MX

Clasificado por mejor tiempo de vuelta

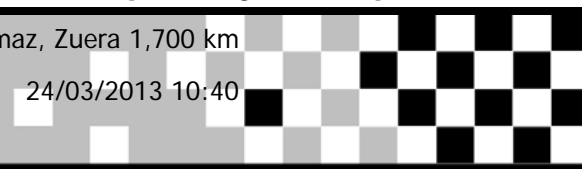
MX PRO / MX 150

L. Imaz, Zuera 1,700 km

Entrenos Oficiales

24/03/2013 10:40

Clasificación (15:00 Tiempo) iniciado a 10:34:17



Pos.	Nº	Nombre	Clase	Mejor Tm	Dif. resp. 1º	Total Tº	En Vuelta	Club
1	96	SERRANO GOTOR, ALEJANDRO	MX-PRO-JN	2:13.779		15:17.353	3	C.M. Epila
2	99	BERNADAUS VILLANUA, ANDRES	MX-PRO	2:16.033	2.254	16:17.238	3	C.M. Epila
3	37	LOPEZ GADEA, ALEJANDRO	MX-PRO	2:16.434	2.655	16:24.562	6	Tauste Mc.
4	71	UTERGA DIEZ, IKER	MX-150	2:16.562	2.783	17:05.386	7	Vallisoletano M
5	85	GONZALEZ BAILON, ELIAS	MX-PRO	2:16.833	3.054	15:07.689	6	Mc. Calatayud
6	80	BELLIDO PARDO, FERNANDO	MX-PRO	2:18.521	4.742	15:22.847	3	Tauste Mc.
7	98	VALERA RODRIGUEZ, SERGIO	MX-PRO	2:19.071	5.292	15:55.136	6	Mc. Villa de Utr
8	26	MAZA HURTADO, RAMON	MX-PRO	2:19.501	5.722	16:04.119	4	Mc. Monegros
9	3	FERRER FECED, XAVIER	MX-150	2:19.543	5.764	15:30.382	6	MC. Segre
10	39	LOPEZ MARTIN, YOEL	MX-PRO	2:20.736	6.957	15:37.418	5	Mc. Villa de Utr
11	74	REY ALLUE, JUAN CARLOS	MX-PRO	2:21.106	7.327	16:32.319	5	Sinesponsor Ra
12	7	FERNANDEZ GARCIA, CESAR	MX-PRO	2:21.228	7.449	16:59.105	7	Sinesponsor Ra
13	122	GARCIA CAÑAS, MICHEL	MX-150	2:22.145	8.366	15:17.206	5	Mc. Villa de Utr
14	224	ARMENGOL OLIVA, JORGE	MX-150	2:23.578	9.799	15:49.852	5	Mc. Bajo Aragó
15	36	TORRE CRESPO, PEDRO	MX-PRO	2:23.775	9.996	16:00.678	6	
16	94	UTERGA RODRIGO, JULEN	MX-PRO-JN	2:24.005	10.226	15:43.479	3	Mc. Navarra
17	35	PRADO CORRALES, SANTOS	MX-PRO-JN	2:24.417	10.638	16:42.323	2	Mc. Monegros
18	72	YUSTA MARTINEZ, EVELIO	MX-PRO	2:24.689	10.910	16:10.067	3	MC TRYFON
19	77	MANGAS NUÑEZ, GORKA	MX-PRO	2:24.787	11.008	16:34.339	6	Vallisoletano M
20	23	MUÑOZ DE LA PEÑA VICENTE, JUAN	MX-150	2:26.418	12.639	16:17.583	5	Sinesponsor Ra
21	76	ROSELL ROMERO, JOAN DAVID	MX-150	2:26.582	12.803	15:50.808	6	MC 3 Turons
22	55	CHUECA GOMEZ, VICTOR	MX-PRO	2:27.494	13.715	15:53.148	4	C.M. Epila
23	25	FONTANALS BENAVENT, MARC	MX-150	2:28.074	14.295	16:23.852	6	Mc Cubelles
24	30	LASTRA TORRE, PABLO	MX-150	2:28.843	15.064	16:08.433	4	Villarcayo Mc
25	22	SUBIRATS ROYO, DANI	MX-150	2:30.852	17.073	16:03.599	2	Mc. Roquetes
26	57	MUNERA LORIENTE, SERGIO	MX-150	2:31.112	17.333	17:31.369	2	Pm. Oscense
27	70	MENDEZ MARTINEZ, DAVID	MX-150	2:31.809	18.030	17:25.973	6	Vallisoletano M
28	185	MASCARILLA GUIU, GUILLEM	MX-150	2:33.615	19.836	17:30.362	6	MC. Segre
29	19	MENE MANERO, LUIS	MX-150	2:34.911	21.132	16:38.326	4	Tauste Mc.
30	73	URAIN MARTIN, AITOR	MX-150	2:35.360	21.581	15:20.543	3	MC. Segre
31	18	GARIN VERA, ADRIAN	MX-150	2:41.572	27.793	17:16.454	4	Mc. Bajo Aragó
32	101	HERNANDEZ SANZ, VICTOR	MX-PRO-JN	2:41.795	28.016	17:35.296	6	Lairon Mc

Jefe de cronometraje

Orbits

Provisional

Los Comisarios Deportivos

El Director de Carrera

El Cronametrador

Definitiva

Hora:

Hora:

Hora:





Zuera, Camp. Aragón MX

L. Imaz, Zuera 1,700 km

24/03/2013 10:40

MX PRO / MX 150

Entrenos Oficiales

Clasificación (15:00 Tiempo) iniciado a 10:34:17

Lap	Lap Tm	Diff	Time of Day
(96) SERRANO GOTOR, ALEJANDRO			
1			10:36:57.561
2	2:24.769	+10.990	10:39:22.330
3	2:13.779		10:41:36.109
4	2:14.951	+1.172	10:43:51.060
5	5:43.403	+3:29.624	10:49:34.463
(99) BERNADAUS VILLANUA, ANDRES			
1			10:38:10.326
2	2:37.192	+21.159	10:40:47.518
3	2:16.033		10:43:03.551
4	2:28.615	+12.582	10:45:32.166
5	2:32.987	+16.954	10:48:05.153
6	2:29.195	+13.162	10:50:34.348
(37) LOPEZ GADEA, ALEJANDRO			
1			10:37:51.324
2	2:23.718	+7.284	10:40:15.042
3	2:26.348	+9.914	10:42:41.390
4	2:19.321	+2.887	10:45:00.711
5	3:24.527	+1:08.093	10:48:25.238
6	2:16.434		10:50:41.672
(71) UTERGA DIEZ, IKER			
1			10:36:52.182
2	2:23.891	+7.329	10:39:16.073
3	2:21.097	+4.535	10:41:37.170
4	2:23.063	+6.501	10:44:00.233
5	2:17.062	+0.500	10:46:17.295
6	2:48.639	+32.077	10:49:05.934
7	2:16.562		10:51:22.496
(85) GONZALEZ BAILON, ELIAS			
1			10:36:42.472
2	2:19.518	+2.685	10:39:01.990
3	2:19.010	+2.177	10:41:21.000
4	2:20.049	+3.216	10:43:41.049
5	3:26.917	+1:10.084	10:47:07.966
6	2:16.833		10:49:24.799
(80) BELLIDO PARDO, FERNANDO			
1			10:36:50.229
2	2:21.302	+2.781	10:39:11.531
3	2:18.521		10:41:30.052
4	3:16.065	+57.544	10:44:46.117
5	2:33.200	+14.679	10:47:19.317
6	2:20.640	+2.119	10:49:39.957
(98) VALERA RODRIGUEZ, SERGIO			
1			10:37:59.076
2	2:23.787	+4.716	10:40:22.863
3	2:28.016	+8.945	10:42:50.879
4	2:19.313	+0.242	10:45:10.192
5	2:42.983	+23.912	10:47:53.175
6	2:19.071		10:50:12.246
(26) MAZA HURTADO, RAMON			
1			10:37:38.973
2	2:42.732	+23.231	10:40:21.705
3	2:21.998	+2.497	10:42:43.703
4	2:19.501		10:45:03.204
5	2:56.150	+36.649	10:47:59.354
6	2:21.875	+2.374	10:50:21.229
(3) FERRER FECED, XAVIER			

Lap	Lap Tm	Diff	Time of Day
1			10:37:29.780
2	2:28.692	+9.149	10:39:58.472
3	2:23.692	+4.149	10:42:22.164
4	2:30.237	+10.694	10:44:52.401
5	2:35.548	+16.005	10:47:27.949
6	2:19.543		10:49:47.492
(39) LOPEZ MARTIN, YOEL			
1			10:37:02.037
2	2:25.598	+4.862	10:39:27.635
3	2:22.892	+2.156	10:41:50.527
4	2:45.632	+24.896	10:44:36.159
5	2:20.736		10:46:56.895
6	2:57.633	+36.897	10:49:54.528
(74) REY ALLUE, JUAN CARLOS			
1			10:37:55.952
2	2:28.913	+7.807	10:40:24.865
3	2:45.941	+24.835	10:43:10.806
4	2:45.640	+24.534	10:45:56.446
5	2:21.106		10:48:17.552
6	2:31.877	+10.771	10:50:49.429
(7) FERNANDEZ GARCIA, CESAR			
1			10:37:01.562
2	2:22.657	+1.429	10:39:24.219
3	2:22.367	+1.139	10:41:46.586
4	2:22.943	+1.715	10:44:09.529
5	2:22.705	+1.477	10:46:32.234
6	2:22.753	+1.525	10:48:54.987
7	2:21.228		10:51:16.215
(122) GARCIA CAÑAS, MICHEL			
1			10:37:16.809
2	2:22.382	+0.237	10:39:39.191
3	2:42.326	+20.181	10:42:21.517
4	2:27.665	+5.520	10:44:49.182
5	2:22.145		10:47:11.327
6	2:22.989	+0.844	10:49:34.316
(224) ARMENGOL OLIVA, JORGE			
1			10:37:18.260
2	2:29.673	+6.095	10:39:47.933
3	2:23.916	+0.338	10:42:11.849
4	2:46.290	+22.712	10:44:58.139
5	2:23.578		10:47:21.717
6	2:45.245	+21.667	10:50:06.962
(36) TORRE CRESPO, PEDRO			
1			10:37:59.794
2	2:30.165	+6.390	10:40:29.959
3	2:29.097	+5.322	10:42:59.056
4	2:27.113	+3.338	10:45:26.169
5	2:27.844	+4.069	10:47:54.013
6	2:23.775		10:50:17.788
(94) UTERGA RODRIGO, JULEN			
1			10:37:29.042
2	2:25.194	+1.189	10:39:54.236
3	2:24.005		10:42:18.241
4	2:24.539	+0.534	10:44:42.780
5	2:53.556	+29.551	10:47:36.336
6	2:24.253	+0.248	10:50:00.589
(35) PRADO CORRALES, SANTOS			
1			10:38:32.356

Lap	Lap Tm	Diff	Time of Day
2	2:24.417		10:40:56.773
3	4:22.596	+1:58.179	10:45:19.369
4	2:29.509	+5.092	10:47:48.878
5	3:10.555	+46.138	10:50:59.433
(72) YUSTA MARTINEZ, EVELIO			
1			10:37:05.549
2	2:27.174	+2.485	10:39:32.723
3	2:24.689		10:41:57.412
4	2:58.784	+34.095	10:44:56.196
5	2:25.062	+0.373	10:47:21.258
6	3:05.919	+41.230	10:50:27.177
(77) MANGAS NUÑEZ, GORKA			
1			10:38:25.420
2	2:39.727	+14.940	10:41:05.147
3	2:29.124	+4.337	10:43:34.271
4	2:25.714	+0.927	10:45:59.985
5	2:26.677	+1.890	10:48:26.662
6	2:24.787		10:50:51.449
(23) MUÑOZ DE LA PEÑA VICENTE, JUAN			
1			10:37:47.260
2	2:36.401	+9.983	10:40:23.661
3	2:45.016	+18.598	10:43:08.677
4	2:30.796	+4.378	10:45:39.473
5	2:26.418		10:48:05.891
6	2:28.802	+2.384	10:50:34.693
(76) ROSELL ROMERO, JOAN DAVID			
1			10:37:41.693
2	2:31.772	+5.190	10:40:13.465
3	2:30.778	+4.196	10:42:44.243
4	2:29.665	+3.083	10:45:13.908
5	2:27.428	+0.846	10:47:41.336
6	2:26.582		10:50:07.918
(55) CHUECA GOMEZ, VICTOR			
1			10:37:36.294
2	2:28.330	+0.836	10:40:04.624
3	2:27.779	+0.285	10:42:32.403
4	2:27.494		10:44:59.897
5	2:30.362	+2.868	10:47:30.259
6	2:39.999	+12.505	10:50:10.258
(25) FONTANALS BENAVENT, MARC			
1			10:38:03.661
2	2:36.492	+8.418	10:40:40.153
3	2:30.679	+2.605	10:43:10.832
4	2:31.464	+3.390	10:45:42.296
5	2:30.592	+2.518	10:48:12.888
6	2:28.074		10:50:40.962
(30) LASTRA TORRE, PABLO			
1			10:37:35.064
2	2:44.198	+15.355	10:40:19.262
3	2:33.894	+5.051	10:42:53.156
4	2:28.843		10:45:21.999
5	2:33.246	+4.403	10:47:55.245
6	2:30.298	+1.455	10:50:25.543
(22) SUBIRATS ROYO, DANI			
1			10:37:30.758
2	2:30.852		10:40:01.610
3	2:32.768	+1.916	10:42:34.378
4	2:33.904	+3.052	10:45:08.282

Jefe de cronometraje

Orbits

Provisional

Los Comisarios Deportivos

El Director de Carrera

El Cronametrador

Definitiva

Hora:

Hora:

Hora:





Zuera, Camp. Aragón MX

MX PRO / MX 150

L. Imaz, Zuera 1,700 km

Entrenos Oficiales

24/03/2013 10:40

Clasificación (15:00 Tiempo) iniciado a 10:34:17

Lap	Lap Tm	Diff	Time of Day
5	2:35.126	+4.274	10:47:43.408
6	2:37.301	+6.449	10:50:20.709

(57) MUNERA LORIENTE, SERGIO

1			10:37:58.569
2	2:31.112		10:40:29.681
3	2:34.653	+3.541	10:43:04.334
4	2:34.151	+3.039	10:45:38.485
5	3:14.184	+43.072	10:48:52.669
6	2:55.810	+24.698	10:51:48.479

(70) MENDEZ MARTINEZ, DAVID

1			10:37:17.751
2	2:32.999	+1.190	10:39:50.750
3	3:06.065	+34.256	10:42:56.815
4	2:51.234	+19.425	10:45:48.049
5	3:23.225	+51.416	10:49:11.274
6	2:31.809		10:51:43.083

(185) MASCARILLA GUIU, GUILLEM

1			10:38:01.236
2	3:26.124	+52.509	10:41:27.360
3	2:35.727	+2.112	10:44:03.087
4	2:35.172	+1.557	10:46:38.259
5	2:35.598	+1.983	10:49:13.857
6	2:33.615		10:51:47.472

(19) MENE MANERO, LUIS

1			10:37:40.730
2	2:39.995	+5.084	10:40:20.725
3	2:37.573	+2.662	10:42:58.298
4	2:34.911		10:45:33.209
5	2:38.526	+3.615	10:48:11.735
6	2:43.701	+8.790	10:50:55.436

(73) URAIN MARTIN, AITOR

1			10:37:36.584
2	2:40.595	+5.235	10:40:17.179
3	2:35.360		10:42:52.539
4	2:49.708	+14.348	10:45:42.247
5	3:55.406	+1:20.046	10:49:37.653

(18) GARIN VERA, ADRIAN

1			10:37:32.580
2	2:46.528	+4.956	10:40:19.108
3	2:43.438	+1.866	10:43:02.546
4	2:41.572		10:45:44.118
5	2:45.059	+3.487	10:48:29.177
6	3:04.387	+22.815	10:51:33.564

(101) HERNANDEZ SANZ, VICTOR


1			10:37:56.208
2	2:47.230	+5.435	10:40:43.438
3	2:44.950	+3.155	10:43:28.388
4	2:49.109	+7.314	10:46:17.497
5	2:53.114	+11.319	10:49:10.611
6	2:41.795		10:51:52.406

Lap	Lap Tm	Diff	Time of Day
-----	--------	------	-------------

Lap	Lap Tm	Diff	Time of Day
-----	--------	------	-------------

Jefe de cronometraje Orbits

<input type="checkbox"/> Provisional	Los Comisarios Deportivos	El Director de Carrera	El Cronametrador
<input type="checkbox"/> Definitiva	Hora:	Hora:	Hora:



**Zuera, Camp. Aragón MX****Clasificado por vueltas**

MX PRO / MX 150

L. Imaz, Zuera 1,700 km

Primera Manga

24/03/2013 12:25

Carrera (25:00 y 2 Vueltas) iniciado a 12:25:47

Pos.	N°	Nombre	Vts.	Total T°	Dif.	Mejor Tm	Club	Marca
MX-150								
1	3	FERRER FECED, XAVIER	13	31:32.647		2:18.999	MC. Segre	YAMAHA
2	76	ROSELL ROMERO, JOAN DAVI	13	32:12.119	39.472	2:24.245	MC 3 Turons	YAMAHA
3	224	ARMENGOL OLIVA, JORGE	13	32:12.536	39.889	2:23.911	Mc. Bajo Aragón	YAMAHA
4	23	MUÑOZ DE LA PEÑA VICENTE	13	32:42.722	1:10.075	2:27.023	Sinesponsor Racing	KTM
5	25	FONTANALS BENAVENT, MARC	12	30:25.321	1 Vuelta	2:27.081	Mc Cubelles	SUZUKI
6	122	GARCIA CAÑAS, MICHEL	12	30:39.211	1 Vuelta	2:25.203	Mc. Villa de Utrillas	KTM
7	22	SUBIRATS ROYO, DANI	12	30:54.312	1 Vuelta	2:30.689	Mc. Roquetes	HONDA
8	30	LASTRA TORRE, PABLO	12	31:01.651	1 Vuelta	2:28.713	Villarcayo Mc	KTM
9	57	MUNERA LORIENTE, SERGIO	12	31:15.388	1 Vuelta	2:30.062	Pm. Oscense	KTM
10	19	MENE MANERO, LUIS	12	31:50.854	1 Vuelta	2:32.017	Tauste Mc.	KTM
11	185	MASCARILLA GUIU, GUILLEM	12	32:07.143	1 Vuelta	2:34.643	MC. Segre	KTM
12	73	URAIN MARTIN, AITOR	12	32:08.884	1 Vuelta	2:35.236	MC. Segre	YAMAHA
13	18	GARIN VERA, ADRIAN	11	30:33.499	2 Vueltas	2:36.062	Mc. Bajo Aragón	KAWASAKI
14	71	UTERGA DIEZ, IKER	11	31:26.069	2 Vueltas	2:20.258	Vallisoletano Mc.	YAMAHA

No clasificado (75% = 10 Vueltas)

NT	70	MENDEZ MARTINEZ, DAVID	5	13:13.128	NT	2:28.322	Vallisoletano Mc.	YAMAHA
----	----	------------------------	---	-----------	----	----------	-------------------	--------

MX-PRO

1	99	BERNADAUS VILLANUA, ANDI	13	30:15.093		2:14.180	C.M. Epila	SIN MARCA
2	85	GONZALEZ BAILON, ELIAS	13	30:42.378	27.285	2:19.776	Mc. Calatayud	KAWASAKI
3	80	BELLIDO PARDO, FERNANDO	13	30:43.567	28.474	2:19.802	Tauste Mc.	KAWASAKI
4	98	VALERA RODRIGUEZ, SERGIC	13	30:45.913	30.820	2:20.261	Mc. Villa de Utrillas	KAWASAKI
5	7	FERNANDEZ GARCIA, CESAR	13	31:10.776	55.683	2:20.118	Sinesponsor Racing	SIN MARCA
6	74	REY ALLUE, JUAN CARLOS	13	31:21.114	1:06.021	2:21.153	Sinesponsor Racing	HONDA
7	36	TORRE CRESPO, PEDRO	13	31:33.359	1:18.266	2:23.012		YAMAHA
8	77	MANGAS NUÑEZ, GORKA	13	32:04.218	1:49.125	2:23.393	Vallisoletano Mc.	SIN MARCA
9	72	YUSTA MARTINEZ, EVELIO	13	32:35.021	2:19.928	2:23.249	MC TRYFON	SUZUKI
10	55	CHUECA GOMEZ, VICTOR	12	30:16.664	1 Vuelta	2:27.835	C.M. Epila	HONDA
11	39	LOPEZ MARTIN, YOEL	12	30:39.609	1 Vuelta	2:23.503	Mc. Villa de Utrillas	KAWASAKI

No clasificado (75% = 10 Vueltas)

NT	26	MAZA HURTADO, RAMON	7	17:25.485	NT	2:20.764	Mc. Monegros	HONDA
NT	37	LOPEZ GADEA, ALEJANDRO	6	15:01.248	NT	2:18.632	Tauste Mc.	SUZUKI

MX-PRO-JN

1	94	UTERGA RODRIGO, JULEN	13	32:02.462		2:24.269	Mc. Navarra	SUZUKI
2	35	PRADO CORRALES, SANTOS	12	30:50.962	1 Vuelta	2:27.934	Mc. Monegros	SIN MARCA
3	101	HERNANDEZ SANZ, VICTOR	12	32:51.096	1 Vuelta	2:39.127	Lairon Mc	HONDA

No clasificado (75% = 10 Vueltas)

NT	96	SERRANO GOTOR, ALEJANDR			NT		C.M. Epila	HUSQVARNA
----	----	-------------------------	--	--	----	--	------------	-----------

Margin of Victory	Avg. Speed	Best Lap Tm	Best Spd	Best Lap by
27.285	43,832	2:14.180	45,610	99 - BERNADAUS VILLANUA, AN

Jefe de cronometraje

Orbits

 Provisional

Los Comisarios Deportivos

El Director de Carrera

El Cronametrador

 Definitiva

Hora:

Hora:

Hora:





Zuera, Camp. Aragón MX

MX PRO / MX 150

L. Imaz, Zuera 1,700 km

Primera Manga

24/03/2013 12:25

Carrera (25:00 y 2 Vueltas) iniciado a 12:25:47

Lap	Lap Tm	Diff	Time of Day
(99) BERNADAUS VILLANUA, ANDRES			
1			12:28:05.262
2	2:14.180		12:30:19.442
3	2:15.910	+1.730	12:32:35.352
4	2:17.050	+2.870	12:34:52.402
5	2:18.512	+4.332	12:37:10.914
6	2:18.306	+4.126	12:39:29.220
7	2:18.806	+4.626	12:41:48.026
8	2:19.050	+4.870	12:44:07.076
9	2:20.479	+6.299	12:46:27.555
10	2:18.990	+4.810	12:48:46.545
11	2:19.784	+5.604	12:51:06.329
12	2:22.178	+7.998	12:53:28.507
13	2:34.197	+20.017	12:56:02.704

Lap	Lap Tm	Diff	Time of Day
(85) GONZALEZ BAILON, ELIAS			
1			12:28:07.588
2	2:20.766	+0.990	12:30:28.354
3	2:19.776		12:32:48.130
4	2:22.386	+2.610	12:35:10.516
5	2:21.612	+1.836	12:37:32.128
6	2:20.643	+0.867	12:39:52.771
7	2:21.415	+1.639	12:42:14.186
8	2:21.657	+1.881	12:44:35.843
9	2:20.725	+0.949	12:46:56.568
10	2:23.490	+3.714	12:49:20.058
11	2:25.421	+5.645	12:51:45.479
12	2:22.852	+3.076	12:54:08.331
13	2:21.658	+1.882	12:56:29.989

Lap	Lap Tm	Diff	Time of Day
(80) BELLIDO PARDO, FERNANDO			
1			12:28:09.884
2	2:20.650	+0.848	12:30:30.534
3	2:19.802		12:32:50.336
4	2:22.174	+2.372	12:35:12.510
5	2:21.080	+1.278	12:37:33.590
6	2:22.171	+2.369	12:39:55.761
7	2:20.099	+0.297	12:42:15.860
8	2:21.607	+1.805	12:44:37.467
9	2:24.056	+4.254	12:47:01.523
10	2:22.766	+2.964	12:49:24.289
11	2:22.961	+3.159	12:51:47.250
12	2:22.566	+2.764	12:54:09.816
13	2:21.362	+1.560	12:56:31.178

Lap	Lap Tm	Diff	Time of Day
(98) VALERA RODRIGUEZ, SERGIO			
1			12:28:17.912
2	2:23.394	+3.133	12:30:41.306
3	2:21.222	+0.961	12:33:02.528
4	2:21.316	+1.055	12:35:23.844
5	2:21.749	+1.488	12:37:45.593
6	2:21.770	+1.509	12:40:07.363
7	2:20.261		12:42:27.624
8	2:20.792	+0.531	12:44:48.416
9	2:20.607	+0.346	12:47:09.023
10	2:21.396	+1.135	12:49:30.419
11	2:20.789	+0.528	12:51:51.208
12	2:20.660	+0.399	12:54:11.868
13	2:21.656	+1.395	12:56:33.524

Lap	Lap Tm	Diff	Time of Day
(7) FERNANDEZ GARCIA, CESAR			
1			12:28:22.153
2	2:21.392	+1.274	12:30:43.545
3	2:23.106	+2.988	12:33:06.651
4	2:25.640	+5.522	12:35:32.291

Lap	Lap Tm	Diff	Time of Day
5	2:20.118		12:37:52.409
6	2:20.516	+0.398	12:40:12.925
7	2:21.572	+1.454	12:42:34.497
8	2:20.244	+0.126	12:44:54.741
9	2:20.157	+0.039	12:47:14.898
10	2:22.282	+2.164	12:49:37.180
11	2:24.309	+4.191	12:52:01.489
12	2:26.927	+6.809	12:54:28.416
13	2:29.971	+9.853	12:56:58.387

Lap	Lap Tm	Diff	Time of Day
(74) REY ALLUE, JUAN CARLOS			
1			12:28:15.574
2	2:21.524	+0.371	12:30:37.098
3	2:21.153		12:32:58.251
4	2:23.418	+2.265	12:35:21.669
5	2:22.839	+1.686	12:37:44.508
6	2:24.404	+3.251	12:40:08.912
7	2:22.661	+1.508	12:42:31.573
8	2:25.705	+4.552	12:44:57.278
9	2:24.528	+3.375	12:47:21.806
10	2:25.363	+4.210	12:49:47.169
11	2:27.677	+6.524	12:52:14.846
12	2:26.572	+5.419	12:54:41.418
13	2:27.307	+6.154	12:57:08.725

Lap	Lap Tm	Diff	Time of Day
(3) FERRER FECED, XAVIER			
1			12:28:13.392
2	2:24.009	+5.010	12:30:37.401
3	2:38.304	+19.305	12:33:15.705
4	2:18.999		12:35:34.704
5	2:24.433	+5.434	12:37:59.137
6	2:23.774	+4.775	12:40:22.911
7	2:25.710	+6.711	12:42:48.621
8	2:23.858	+4.859	12:45:12.479
9	2:26.713	+7.714	12:47:39.192
10	2:26.500	+7.501	12:50:05.692
11	2:23.537	+4.538	12:52:29.229
12	2:22.374	+3.375	12:54:51.603
13	2:28.655	+9.656	12:57:20.258

Lap	Lap Tm	Diff	Time of Day
(36) TORRE CRESPO, PEDRO			
1			12:28:25.875
2	2:24.612	+1.600	12:30:50.487
3	2:24.668	+1.656	12:33:15.155
4	2:23.552	+0.540	12:35:38.707
5	2:23.462	+0.450	12:38:02.169
6	2:26.598	+3.586	12:40:28.767
7	2:27.317	+4.305	12:42:56.084
8	2:25.061	+2.049	12:45:21.145
9	2:24.301	+1.289	12:47:45.446
10	2:23.573	+0.561	12:50:09.019
11	2:24.385	+1.373	12:52:33.404
12	2:24.554	+1.542	12:54:57.958
13	2:23.012		12:57:20.970

Lap	Lap Tm	Diff	Time of Day
(94) UTERGA RODRIGO, JULEN			
1			12:28:26.528
2	2:26.770	+2.501	12:30:53.298
3	2:27.154	+2.885	12:33:20.452
4	2:24.269		12:35:44.721
5	2:25.287	+1.018	12:38:10.008
6	2:24.563	+0.294	12:40:34.571
7	2:27.751	+3.482	12:43:02.322
8	2:26.085	+1.816	12:45:28.407
9	2:27.803	+3.534	12:47:56.210
10	2:27.937	+3.668	12:50:24.147

Lap	Lap Tm	Diff	Time of Day
11	2:27.648	+3.379	12:52:51.795
12	2:29.454	+5.185	12:55:21.249
13	2:28.824	+4.555	12:57:50.073

Lap	Lap Tm	Diff	Time of Day
(77) MANGAS NUÑEZ, GORKA			
1			12:28:34.879
2	2:26.412	+3.019	12:31:01.291
3	2:26.328	+2.935	12:33:27.619
4	2:24.592	+1.199	12:35:52.211
5	2:25.727	+2.334	12:38:17.938
6	2:24.516	+1.123	12:40:42.454
7	2:25.798	+2.405	12:43:08.252
8	2:23.393		12:45:31.645
9	2:38.383	+14.990	12:48:10.028
10	2:25.290	+1.897	12:50:35.318
11	2:26.359	+2.966	12:53:01.677
12	2:26.053	+2.660	12:55:27.730
13	2:24.099	+0.706	12:57:51.829

Lap	Lap Tm	Diff	Time of Day
(76) ROSELL ROMERO, JOAN DAVID			
1			12:28:38.620
2	2:27.918	+3.673	12:31:06.538
3	2:24.626	+0.381	12:33:31.164
4	2:25.853	+1.608	12:35:57.017
5	2:24.915	+0.670	12:38:21.932
6	2:24.998	+0.753	12:40:46.930
7	2:24.880	+0.635	12:43:11.810
8	2:24.245		12:45:36.055
9	2:27.342	+3.097	12:48:03.397
10	2:24.860	+0.615	12:50:28.257
11	2:26.440	+2.195	12:52:54.697
12	2:27.547	+3.302	12:55:22.244
13	2:37.486	+13.241	12:57:59.730

Lap	Lap Tm	Diff	Time of Day
(224) ARMENGOL OLIVA, JORGE			
1			12:28:19.067
2	2:23.911		12:30:42.978
3	2:26.242	+2.331	12:33:09.220
4	2:26.942	+3.031	12:35:36.162
5	2:26.113	+2.202	12:38:02.275
6	2:27.466	+3.555	12:40:29.741
7	2:28.425	+4.514	12:42:58.166
8	2:28.776	+4.865	12:45:26.942
9	2:29.546	+5.635	12:47:56.488
10	2:31.016	+7.105	12:50:27.504
11	2:31.134	+7.223	12:52:58.638
12	2:31.381	+7.470	12:55:30.019
13	2:30.128	+6.217	12:58:00.147

Lap	Lap Tm	Diff	Time of Day
(72) YUSTA MARTINEZ, EVELIO			
1			12:28:16.977
2	2:23.249		12:30:40.226
3	2:25.386	+2.137	12:33:05.612
4	2:26.134	+2.885	12:35:31.746
5	2:28.236	+4.987	12:37:59.982
6	2:27.840	+4.591	12:40:27.822
7	2:27.319	+4.070	12:42:55.141
8	2:29.373	+6.124	12:45:24.514
9	2:29.256	+6.007	12:47:53.770
10	2:41.718	+18.469	12:50:35.488
11	2:36.483	+13.234	12:53:11.971
12	2:33.972	+10.723	12:55:45.943
13	2:36.689	+13.440	12:58:22.632

Lap	Lap Tm	Diff	Time of Day
(23) MUÑOZ DE LA PEÑA VICENTE, JUAN			
1			12:28:36.283

Jefe de cronometraje

Orbits

Provisional

Los Comisarios Deportivos

El Director de Carrera

El Cronametrador

Definitiva

Hora:

Hora:

Hora:



Zuera, Camp. Aragón MX

MX PRO / MX 150

L. Imaz, Zuera 1,700 km

Primera Manga

24/03/2013 12:25

Carrera (25:00 y 2 Vueltas) iniciado a 12:25:47

Table with columns: Lap, Lap Tm, Diff, Time of Day. Rows 2-13.

(55) CHUECA GOMEZ, VICTOR

Table with columns: Lap, Lap Tm, Diff, Time of Day. Rows 1-12.

(25) FONTANALS BENAVENT, MARC

Table with columns: Lap, Lap Tm, Diff, Time of Day. Rows 1-12.

(122) GARCIA CAÑAS, MICHEL

Table with columns: Lap, Lap Tm, Diff, Time of Day. Rows 1-12.

(39) LOPEZ MARTIN, YOEL

Table with columns: Lap, Lap Tm, Diff, Time of Day. Rows 1-10.

Table with columns: Lap, Lap Tm, Diff, Time of Day. Rows 11-12.

(35) PRADO CORRALES, SANTOS

Table with columns: Lap, Lap Tm, Diff, Time of Day. Rows 1-12.

(22) SUBIRATS ROYO, DANI

Table with columns: Lap, Lap Tm, Diff, Time of Day. Rows 1-12.

(30) LASTRA TORRE, PABLO

Table with columns: Lap, Lap Tm, Diff, Time of Day. Rows 1-12.

(57) MUNERA LORIENTE, SERGIO

Table with columns: Lap, Lap Tm, Diff, Time of Day. Rows 1-12.

(19) MENE MANERO, LUIS

Table with columns: Lap, Lap Tm, Diff, Time of Day. Rows 1-6.

Table with columns: Lap, Lap Tm, Diff, Time of Day. Rows 7-12.

(185) MASCARILLA GUIU, GUILLEM

Table with columns: Lap, Lap Tm, Diff, Time of Day. Rows 1-12.

(73) URAIN MARTIN, AITOR

Table with columns: Lap, Lap Tm, Diff, Time of Day. Rows 1-12.

(101) HERNANDEZ SANZ, VICTOR

Table with columns: Lap, Lap Tm, Diff, Time of Day. Rows 1-12.

(18) GARIN VERA, ADRIAN

Table with columns: Lap, Lap Tm, Diff, Time of Day. Rows 1-11.

(71) UTERGA DIEZ, IKER

Table with columns: Lap, Lap Tm, Diff, Time of Day. Rows 1-3.

Jefe de cronometraje

Orbits

Provisional

Los Comisarios Deportivos

El Director de Carrera

El Cronametrador

Definitiva

Hora:

Hora:

Hora:





Zuera, Camp. Aragón MX

MX PRO / MX 150

L. Imaz, Zuera 1,700 km

Primera Manga

24/03/2013 12:25

Carrera (25:00 y 2 Vueltas) iniciado a 12:25:47

Lap	Lap Tm	Diff	Time of Day
4	2:21.311	+1.053	12:40:30.462
5	2:21.349	+1.091	12:42:51.811
6	2:20.817	+0.559	12:45:12.628
7	2:21.221	+0.963	12:47:33.849
8	2:25.876	+5.618	12:49:59.725
9	2:24.095	+3.837	12:52:23.820
10	2:25.180	+4.922	12:54:49.000
11	2:24.680	+4.422	12:57:13.680

Lap	Lap Tm	Diff	Time of Day
-----	--------	------	-------------

Lap	Lap Tm	Diff	Time of Day
-----	--------	------	-------------

(26) MAZA HURTADO, RAMON

1			12:28:12.409
2	2:23.176	+2.412	12:30:35.585
3	2:20.764		12:32:56.349
4	2:23.150	+2.386	12:35:19.499
5	2:23.944	+3.180	12:37:43.443
6	2:26.872	+6.108	12:40:10.315
7	3:02.781	+42.017	12:43:13.096

(37) LOPEZ GADEA, ALEJANDRO

1			12:28:10.638
2	2:18.632		12:30:29.270
3	2:19.414	+0.782	12:32:48.684
4	2:39.964	+21.332	12:35:28.648
5	2:22.939	+4.307	12:37:51.587
6	2:57.272	+38.640	12:40:48.859

(70) MENDEZ MARTINEZ, DAVID

1			12:28:21.323
2	2:28.484	+0.162	12:30:49.807
3	2:28.322		12:33:18.129
4	2:29.070	+0.748	12:35:47.199
5	3:13.540	+45.218	12:39:00.739

Jefe de cronometraje

Orbits

Provisional

Los Comisarios Deportivos

El Director de Carrera

El Cronametrador

Definitiva

Hora:

Hora:

Hora:



**Zuera, Camp. Aragón MX****Clasificado por vueltas**

MX PRO / MX 150

L. Imaz, Zuera 1,700 km

Segunda Manga

24/03/2013 14:10

Carrera (25:00 y 2 Vueltas) iniciado a 14:17:42

Pos.	Nº	Nombre	Vts.	Total T°	Dif.	Mejor Tm Club	Marca	
MX-150								
1	71	UTERGA DIEZ, IKER	13	30:54.543		2:20.071	Vallisoletano Mc.	YAMAHA
2	3	FERRER FECED, XAVIER	13	31:37.287	42.744	2:22.436	Mc. Segre	YAMAHA
3	224	ARMENGOL OLIVA, JORGE	13	32:25.597	1:31.054	2:26.417	Mc. Bajo Aragón	YAMAHA
4	76	ROSELL ROMERO, JOAN DAVI	13	32:37.096	1:42.553	2:27.062	MC 3 Turons	YAMAHA
5	23	MUÑOZ DE LA PEÑA VICENTE	12	30:36.582	1 Vuelta	2:28.952	Sinesponsor Racing	KTM
6	25	FONTANALS BENAVENT, MARC	12	30:44.100	1 Vuelta	2:29.673	Mc Cubelles	SUZUKI
7	22	SUBIRATS ROYO, DANI	12	31:07.008	1 Vuelta	2:32.117	Mc. Roquetes	HONDA
8	30	LASTRA TORRE, PABLO	12	31:17.417	1 Vuelta	2:32.089	Villarcayo Mc	KTM
9	73	URAIN MARTIN, AITOR	12	32:50.023	1 Vuelta	2:36.914	Mc. Segre	YAMAHA
10	19	MENE MANERO, LUIS	11	30:43.087	2 Vueltas	2:40.729	Tauste Mc.	KTM
11	18	GARIN VERA, ADRIAN	11	31:19.461	2 Vueltas	2:44.256	Mc. Bajo Aragón	KAWASAKI

No clasificado (75% = 10 Vueltas)

NT	57	MUNERA LORIENTE, SERGIO	8	21:07.509	NT	2:32.056	Pm. Oscense	KTM
NT	70	MENDEZ MARTINEZ, DAVID	6	16:08.317	NT	2:31.000	Vallisoletano Mc.	YAMAHA
NT	122	GARCIA CAÑAS, MICHEL			NT		Mc. Villa de Utrillas	KTM
NT	185	MASCARILLA GUIU, GUILLEM			NT		Mc. Segre	KTM

MX-PRO

1	99	BERNADAUS VILLANUA, ANDI	13	30:24.995		2:14.716	C.M. Epila	SIN MARCA
2	80	BELLIDO PARDO, FERNANDO	13	30:55.659	30.664	2:20.871	Tauste Mc.	KAWASAKI
3	74	REY ALLUE, JUAN CARLOS	13	31:00.307	35.312	2:21.541	Sinesponsor Racing	HONDA
4	85	GONZALEZ BAILON, ELIAS	13	31:16.356	51.361	2:21.462	Mc. Calatayud	KAWASAKI
5	36	TORRE CRESPO, PEDRO	13	31:18.405	53.410	2:22.293		YAMAHA
6	7	FERNANDEZ GARCIA, CESAR	13	32:01.473	1:36.478	2:24.426	Sinesponsor Racing	SIN MARCA
7	26	MAZA HURTADO, RAMON	13	32:07.365	1:42.370	2:26.189	Mc. Monegros	HONDA
8	98	VALERA RODRIGUEZ, SERGIC	13	32:10.041	1:45.046	2:22.869	Mc. Villa de Utrillas	KAWASAKI
9	39	LOPEZ MARTIN, YOEL	13	32:13.671	1:48.676	2:26.797	Mc. Villa de Utrillas	KAWASAKI
10	72	YUSTA MARTINEZ, EVELIO	13	32:21.075	1:56.080	2:26.480	MC TRYFON	SUZUKI
11	55	CHUECA GOMEZ, VICTOR	12	30:28.855	1 Vuelta	2:29.438	C.M. Epila	HONDA

No clasificado (75% = 10 Vueltas)

NT	77	MANGAS NUÑEZ, GORKA	6	16:22.942	NT	2:23.335	Vallisoletano Mc.	SIN MARCA
NT	37	LOPEZ GADEA, ALEJANDRO	5	13:34.033	NT	2:29.579	Tauste Mc.	SUZUKI

MX-PRO-JN

1	35	PRADO CORRALES, SANTOS	12	30:41.759		2:29.235	Mc. Monegros	SIN MARCA
2	101	HERNANDEZ SANZ, VICTOR	11	31:14.089	1 Vuelta	2:43.912	Lairon Mc	HONDA
3	94	UTERGA RODRIGO, JULEN	11	31:58.651	1 Vuelta	2:30.529	Mc. Navarra	SUZUKI

No clasificado (75% = 10 Vueltas)

NT	96	SERRANO GOTOR, ALEJANDR			NT		C.M. Epila	HUSQVARNA
----	----	-------------------------	--	--	----	--	------------	-----------

Margin of Victory	Avg. Speed	Best Lap Tm	Best Spd	Best Lap by
29.548	43,595	2:14.716	45,429	99 - BERNADAUS VILLANUA, AN

Jefe de cronometraje

Orbits

 Provisional

Los Comisarios Deportivos

El Director de Carrera

El Cronametrador

 Definitiva

Hora:

Hora:

Hora:





Zuera, Camp. Aragón MX

MX PRO / MX 150

L. Imaz, Zuera 1,700 km

Segunda Manga

24/03/2013 14:10

Carrera (25:00 y 2 Vueltas) iniciado a 14:17:42

Table with 4 columns: Lap, Lap Tm, Diff, Time of Day. Header row: Lap, Lap Tm, Diff, Time of Day. Data for (99) BERNADAUS VILLANUA, ANDRES.

Table with 4 columns: Lap, Lap Tm, Diff, Time of Day. Header row: Lap, Lap Tm, Diff, Time of Day. Data for (71) UTERGA DIEZ, IKER.

Table with 4 columns: Lap, Lap Tm, Diff, Time of Day. Header row: Lap, Lap Tm, Diff, Time of Day. Data for (80) BELLIDO PARDO, FERNANDO.

Table with 4 columns: Lap, Lap Tm, Diff, Time of Day. Header row: Lap, Lap Tm, Diff, Time of Day. Data for (74) REY ALLUE, JUAN CARLOS.

Table with 4 columns: Lap, Lap Tm, Diff, Time of Day. Header row: Lap, Lap Tm, Diff, Time of Day. Data for (85) GONZALEZ BAILON, ELIAS.

Table with 4 columns: Lap, Lap Tm, Diff, Time of Day. Header row: Lap, Lap Tm, Diff, Time of Day. Data for (36) TORRE CRESPO, PEDRO.

Table with 4 columns: Lap, Lap Tm, Diff, Time of Day. Header row: Lap, Lap Tm, Diff, Time of Day. Data for (3) FERRER FECED, XAVIER.

Table with 4 columns: Lap, Lap Tm, Diff, Time of Day. Header row: Lap, Lap Tm, Diff, Time of Day. Data for (7) FERNANDEZ GARCIA, CESAR.

Table with 4 columns: Lap, Lap Tm, Diff, Time of Day. Header row: Lap, Lap Tm, Diff, Time of Day. Data for (26) MAZA HURTADO, RAMON.

Table with 4 columns: Lap, Lap Tm, Diff, Time of Day. Header row: Lap, Lap Tm, Diff, Time of Day. Data for (98) VALERA RODRIGUEZ, SERGIO.

Table with 4 columns: Lap, Lap Tm, Diff, Time of Day. Header row: Lap, Lap Tm, Diff, Time of Day. Data for (98) VALERA RODRIGUEZ, SERGIO.

Table with 4 columns: Lap, Lap Tm, Diff, Time of Day. Header row: Lap, Lap Tm, Diff, Time of Day. Data for (39) LOPEZ MARTIN, YOEL.

Table with 4 columns: Lap, Lap Tm, Diff, Time of Day. Header row: Lap, Lap Tm, Diff, Time of Day. Data for (72) YUSTA MARTINEZ, EVELIO.

Table with 4 columns: Lap, Lap Tm, Diff, Time of Day. Header row: Lap, Lap Tm, Diff, Time of Day. Data for (224) ARMENGOL OLIVA, JORGE.

Table with 4 columns: Lap, Lap Tm, Diff, Time of Day. Header row: Lap, Lap Tm, Diff, Time of Day. Data for (76) ROSELL ROMERO, JOAN DAVID.

Jefe de cronometraje Orbits

Provisional Definitiva Los Comisarios Deportivos El Director de Carrera El Cronametrador Hora: Sport Adventure Pagina 1/2



Zuera, Camp. Aragón MX

MX PRO / MX 150

L. Imaz, Zuera 1,700 km

Segunda Manga

24/03/2013 14:10

Carrera (25:00 y 2 Vueltas) iniciado a 14:17:42

Table with 4 columns: Lap, Lap Tm, Diff, Time of Day. Rows 2-13.

(55) CHUECA GOMEZ, VICTOR

Table with 4 columns: Lap, Lap Tm, Diff, Time of Day. Rows 1-12.

(23) MUÑOZ DE LA PEÑA VICENTE, JUAN

Table with 4 columns: Lap, Lap Tm, Diff, Time of Day. Rows 1-12.

(35) PRADO CORRALES, SANTOS

Table with 4 columns: Lap, Lap Tm, Diff, Time of Day. Rows 1-12.

(25) FONTANALS BENAVENT, MARC

Table with 4 columns: Lap, Lap Tm, Diff, Time of Day. Rows 1-10.

Table with 4 columns: Lap, Lap Tm, Diff, Time of Day. Rows 11-12.

(22) SUBIRATS ROYO, DANI

Table with 4 columns: Lap, Lap Tm, Diff, Time of Day. Rows 1-12.

(30) LASTRA TORRE, PABLO

Table with 4 columns: Lap, Lap Tm, Diff, Time of Day. Rows 1-12.

(73) URAIN MARTIN, AITOR

Table with 4 columns: Lap, Lap Tm, Diff, Time of Day. Rows 1-12.

(19) MENE MANERO, LUIS

Table with 4 columns: Lap, Lap Tm, Diff, Time of Day. Rows 1-11.

(101) HERNANDEZ SANZ, VICTOR

Table with 4 columns: Lap, Lap Tm, Diff, Time of Day. Rows 1-7.

Table with 4 columns: Lap, Lap Tm, Diff, Time of Day. Rows 8-11.

(18) GARIN VERA, ADRIAN

Table with 4 columns: Lap, Lap Tm, Diff, Time of Day. Rows 1-11.

(94) UTERGA RODRIGO, JULEN

Table with 4 columns: Lap, Lap Tm, Diff, Time of Day. Rows 1-11.

(57) MUNERA LORIENTE, SERGIO

Table with 4 columns: Lap, Lap Tm, Diff, Time of Day. Rows 1-8.

(70) MENDEZ MARTINEZ, DAVID

Table with 4 columns: Lap, Lap Tm, Diff, Time of Day. Rows 1-6.

(77) MANGAS NUÑEZ, GORKA

Table with 4 columns: Lap, Lap Tm, Diff, Time of Day. Rows 1-6.

(37) LOPEZ GADEA, ALEJANDRO

Table with 4 columns: Lap, Lap Tm, Diff, Time of Day. Rows 1-5.

Jefe de cronometraje

Orbits

Provisional

Los Comisarios Deportivos

El Director de Carrera

El Cronametrador

Definitiva

Hora:

Hora:

Hora:



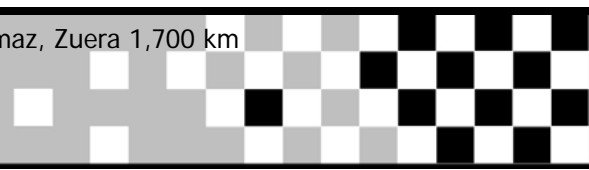


Zuera, Camp. Aragón MX

MX PRO / MX 150

L. Imaz, Zuera 1,700 km

Final MX Pro / MX 150



Pos.	Nº	Nombre	Total puntos	1ªM	2ªM	Club
MX-150						
1	3	FERRER FECED, XAVIER	47	25	22	MC. Segre
2	76	ROSELL ROMERO, JOAN DAVID	40	22	18	MC 3 Turons
3	224	ARMENGOL OLIVA, JORGE	40	20	20	Mc. Bajo Aragón
4	23	MUÑOZ DE LA PEÑA VICENTE, JUAN	34	18	16	Sinesponsor Racing
5	71	UTERGA DIEZ, IKER	32	7	25	Vallisoletano Mc.
6	25	FONTANALS BENAVENT, MARC	31	16	15	Mc Cubelles
7	22	SUBIRATS ROYO, DANI	28	14	14	Mc. Roquetes
8	30	LASTRA TORRE, PABLO	26	13	13	Villarcayo Mc
9	19	MENE MANERO, LUIS	22	11	11	Tauste Mc.
10	73	URAIN MARTIN, AITOR	21	9	12	MC. Segre
11	18	GARIN VERA, ADRIAN	18	8	10	Mc. Bajo Aragón
12	122	GARCIA CAÑAS, MICHEL	15	15	0	Mc. Villa de Utrillas
13	57	MUNERA LORIENTE, SERGIO	12	12	0	Pm. Oscense
14	185	MASCARILLA GUIU, GUILLEM	10	10	0	MC. Segre
NT	70	MENDEZ MARTINEZ, DAVID	0	0	0	Vallisoletano Mc.

MX-PRO						
1	99	BERNADAUS VILLANUA, ANDRES	50	25	25	C.M. Epila
2	80	BELLIDO PARDO, FERNANDO	42	20	22	Tauste Mc.
3	85	GONZALEZ BAILON, ELIAS	40	22	18	Mc. Calatayud
4	74	REY ALLUE, JUAN CARLOS	35	15	20	Sinesponsor Racing
5	98	VALERA RODRIGUEZ, SERGIO	31	18	13	Mc. Villa de Utrillas
6	7	FERNANDEZ GARCIA, CESAR	31	16	15	Sinesponsor Racing
7	36	TORRE CRESPO, PEDRO	30	14	16	
8	72	YUSTA MARTINEZ, EVELIO	23	12	11	MC TRYFON
9	39	LOPEZ MARTIN, YOEL	22	10	12	Mc. Villa de Utrillas
10	55	CHUECA GOMEZ, VICTOR	21	11	10	C.M. Epila
11	26	MAZA HURTADO, RAMON	14	0	14	Mc. Monegros
12	77	MANGAS NUÑEZ, GORKA	13	13	0	Vallisoletano Mc.
NT	37	LOPEZ GADEA, ALEJANDRO	0	0	0	Tauste Mc.

MX-PRO-JN						
1	35	PRADO CORRALES, SANTOS	47	22	25	Mc. Monegros
2	94	UTERGA RODRIGO, JULEN	45	25	20	Mc. Navarra
3	101	HERNANDEZ SANZ, VICTOR	42	20	22	Lairon Mc
NT	96	SERRANO GOTOR, ALEJANDRO	0	0	0	C.M. Epila

Jefe de cronometraje

Orbits

Provisional

Los Comisarios Deportivos

El Director de Carrera

El Cronametrador

Definitiva

Hora:

Hora:

Hora:





Zuera, Camp. Aragón MX

Clasificado por mejor tiempo de vuelta


MX 3 / Veterano

L. Imaz, Zuera 1,700 km

Entrenos Oficiales

24/03/2013 09:45

Clasificación (15:00 Tiempo) iniciado a 9:43:18



Pos.	Nº	Nombre	Clase	Mejor Tm	Dif. resp. 1º	Total Tº	En Vuelta Club
1	33	TELLO SALAS, RAUL	Veteranos	2:19.870		17:07.791	4 Esc. R.T.S.
2	104	ROMAN ROMAN, HECTOR	MX-3	2:21.521	1.651	16:33.580	4
3	66	ROYO MILAGRO, FRANCISCO	Veteranos	2:26.799	6.929	15:36.652	5
4	89	MORO SALES, CARLOS	MX-3	2:27.374	7.504	15:25.776	4 Alcora Compet
5	144	CUARTERO SANCHO, JOSE LUIS	MX-3	2:30.102	10.232	16:18.146	5 C.M. Epila
6	88	ROYO MILAGRO, JAVIER	Veteranos	2:30.163	10.293	15:48.321	5
7	7	FERNANDEZ GARCIA, CESAR	MX-3	2:31.950	12.080	9:47.540	1 Sinesponsor Ra
8	95	MORENO ARROYO, VICTOR	MX-3	2:34.567	14.697	11:57.088	2 Tauste Mc.
9	191	SANCHEZ MARTIN, RUBEN	MX-3	2:35.513	15.643	16:41.928	4 Mc. Villa de Utr
10	25	LLUCH LIARTE, JUAN CARLOS	Veteranos	2:35.971	16.101	17:12.049	1 Mc. Zuera
11	67	URZAY BAQUERO, VICTOR	MX-3	2:36.260	16.390	15:14.559	3 A.D. Aragon Sp
12	48	MATEO PEREZ, OCTAVIO JOSE	Veteranos	2:36.512	16.642	17:27.031	3 Lairon Mc
13	333	FATAS PAUL, JORGE J.	MX-3	2:38.870	19.000	17:14.331	2 Independiente
14	50	GRACIA GIMENO, EMILIO JESUS	MX-3	2:40.396	20.526	15:25.771	4 Tauste Mc.
15	29	LORIENTE MARTINEZ, BORJA	MX-3	2:40.962	21.092	17:12.180	2 Pm. Oscense
16	22	FERRER COLOMINA, MANUEL	MX-3	2:41.321	21.451	13:14.561	1 Sinesponsor Ra
17	28	MUGUERZA GUIRAL, JAVIER	MX-3	2:41.418	21.548	17:35.705	2 Mc. Monegros
18	12	MARZAL LAZARO, ALBERTO	Veteranos	2:43.522	23.652	17:45.165	4 Mc. Zuera
19	81	CASADO GARCIA, LUIS	MX-3	2:43.616	23.746	15:05.293	3 A.D.M. La Almu
20	21	CASAS AQUILUE, ALEJANDRO	MX-3	2:44.107	24.237	17:37.336	5 Pm. Oscense
21	43	SANCHEZ MARTIN, HECTOR	MX-3	2:45.557	25.687	14:58.513	3 Mc Villa de Utr
22	24	PUYUELO BESCOS, SERGIO	MX-3	2:45.919	26.049	17:10.956	3 Pm. Oscense
23	54	CORTELL DEBUENO, JOSE RAFAEL	Veteranos	2:47.750	27.880	17:34.442	1 Mc. Zuera
24	6	BUENO NAVALPOTRO, JESUS JULIAN	Veteranos	2:47.881	28.011	15:12.615	3 Mc. Zuera
25	55	MITJAVILA GARCES, CARLOS	MX-3	2:50.600	30.730	14:35.226	2 Independiente
26	91	TORRES ROMERO, JESUS	MX-3	2:52.164	32.294	15:46.025	1 Mc. Zuera
27	39	CANELA DIEZ, ABEL	MX-3	2:52.856	32.986	17:36.639	5 A.D.M. La Almu
28	47	GIMENEZ ASCASO, ALEJANDRO	Veteranos	2:52.872	33.002	15:08.720	3 Correcaminos f

Jefe de cronometraje

Orbits

Provisional

Los Comisarios Deportivos

El Director de Carrera

El Cronametrador

Definitiva

Hora:

Hora:

Hora:





Zuera, Camp. Aragón MX

L. Imaz, Zuera 1,700 km

MX 3 / Veterano

Entrenos Oficiales

24/03/2013 09:45

Clasificación (15:00 Tiempo) iniciado a 9:43:18

Lap	Lap Tm	Diff	Time of Day
(33) TELLO SALAS, RAUL			
1	2:23.871	+4.001	9:48:46.624
2	3:50.332	+1:30.462	9:52:36.956
3	2:23.936	+4.066	9:55:00.892
4	2:19.870		9:57:20.762
5	3:05.178	+45.308	10:00:25.940

Lap	Lap Tm	Diff	Time of Day
(104) ROMAN ROMAN, HECTOR			
1	2:46.365	+24.844	9:52:05.325
2	2:38.207	+16.686	9:54:43.532
3	2:46.676	+25.155	9:57:30.208
4	2:21.521		9:59:51.729

Lap	Lap Tm	Diff	Time of Day
(66) ROYO MILAGRO, FRANCISCO			
1	2:43.175	+16.376	9:48:48.762
2	2:30.653	+3.854	9:51:19.415
3	2:39.073	+12.274	9:53:58.488
4	2:29.514	+2.715	9:56:28.002
5	2:26.799		9:58:54.801

Lap	Lap Tm	Diff	Time of Day
(89) MORO SALES, CARLOS			
1	2:32.058	+4.684	9:48:52.073
2	2:27.911	+0.537	9:51:19.984
3	2:27.715	+0.341	9:53:47.699
4	2:27.374		9:56:15.073
5	2:28.852	+1.478	9:58:43.925

Lap	Lap Tm	Diff	Time of Day
(144) CUARTERO SANCHO, JOSE LUIS			
1	2:34.839	+4.737	9:48:46.395
2	2:31.797	+1.695	9:51:18.192
3	2:41.691	+11.589	9:53:59.883
4	3:06.310	+36.208	9:57:06.193
5	2:30.102		9:59:36.295

Lap	Lap Tm	Diff	Time of Day
(88) ROYO MILAGRO, JAVIER			
1	2:42.698	+12.535	9:48:50.061
2	2:34.545	+4.382	9:51:24.606
3	2:39.745	+9.582	9:54:04.351
4	2:31.956	+1.793	9:56:36.307
5	2:30.163		9:59:06.470

Lap	Lap Tm	Diff	Time of Day
(7) FERNANDEZ GARCIA, CESAR			
1	2:31.950		9:50:32.790
2	2:32.899	+0.949	9:53:05.689

Lap	Lap Tm	Diff	Time of Day
(95) MORENO ARROYO, VICTOR			
1	3:27.214	+52.647	9:50:02.982
2	2:34.567		9:52:37.549
3	2:37.688	+3.121	9:55:15.237

Lap	Lap Tm	Diff	Time of Day
(191) SANCHEZ MARTIN, RUBEN			
1	2:47.107	+11.594	9:49:22.261
2	2:45.254	+9.741	9:52:07.515
3	2:41.217	+5.704	9:54:48.732
4	2:35.513		9:57:24.245
5	2:35.832	+0.319	10:00:00.077

Lap	Lap Tm	Diff	Time of Day
(25) LLUCH LIARTE, JUAN CARLOS			
1	2:35.971		9:49:08.490
2	2:45.039	+9.068	9:51:53.529
3	2:52.133	+16.162	9:54:45.662
4	2:54.167	+18.196	9:57:39.829
5	2:50.369	+14.398	10:00:30.198

Lap	Lap Tm	Diff	Time of Day
(67) URZAY BAQUERO, VICTOR			

Lap	Lap Tm	Diff	Time of Day
1	2:42.828	+6.568	9:50:28.154
2	2:43.966	+7.706	9:53:12.120
3	2:36.260		9:55:48.380
4	2:44.328	+8.068	9:58:32.708

Lap	Lap Tm	Diff	Time of Day
(48) MATEO PEREZ, OCTAVIO JOSE			
1	2:37.701	+1.189	9:49:22.878
2	2:39.372	+2.860	9:52:02.250
3	2:36.512		9:54:38.762
4	3:19.714	+43.202	9:57:58.476
5	2:46.704	+10.192	10:00:45.180

Lap	Lap Tm	Diff	Time of Day
(333) FATAS PAUL, JORGE J.			
1	3:11.480	+32.610	9:49:48.550
2	2:38.870		9:52:27.420
3	2:44.547	+5.677	9:55:11.967
4	2:40.719	+1.849	9:57:52.686
5	2:39.794	+0.924	10:00:32.480

Lap	Lap Tm	Diff	Time of Day
(50) GRACIA GIMENO, EMILIO JESUS			
1	2:51.002	+10.606	9:50:33.008
2	2:46.061	+5.665	9:53:19.069
3	2:44.455	+4.059	9:56:03.524
4	2:40.396		9:58:43.920

Lap	Lap Tm	Diff	Time of Day
(29) LORIENTE MARTINEZ, BORJA			
1	2:42.802	+1.840	9:49:34.548
2	2:40.962		9:52:15.510
3	2:44.985	+4.023	9:55:00.495
4	2:44.445	+3.483	9:57:44.940
5	2:45.389	+4.427	10:00:30.329

Lap	Lap Tm	Diff	Time of Day
(22) FERRER COLOMINA, MANUEL			
1	2:41.321		9:49:43.506
2	6:49.204	+4:07.883	9:56:32.710

Lap	Lap Tm	Diff	Time of Day
(28) MUGUERZA GUIRAL, JAVIER			
1	2:47.600	+6.182	9:49:41.598
2	2:41.418		9:52:23.016
3	2:45.343	+3.925	9:55:08.359
4	2:49.156	+7.738	9:57:57.515
5	2:56.339	+14.921	10:00:53.854

Lap	Lap Tm	Diff	Time of Day
(12) MARZAL LAZARO, ALBERTO			
1	2:47.679	+4.157	9:49:56.027
2	2:45.520	+1.998	9:52:41.547
3	2:48.905	+5.383	9:55:30.452
4	2:43.522		9:58:13.974
5	2:49.340	+5.818	10:01:03.314

Lap	Lap Tm	Diff	Time of Day
(81) CASADO GARCIA, LUIS			
1	2:48.242	+4.626	9:49:15.495
2	3:19.024	+35.408	9:52:34.519
3	2:43.616		9:55:18.135
4	3:05.307	+21.691	9:58:23.442

Lap	Lap Tm	Diff	Time of Day
(21) CASAS AQUILUE, ALEJANDRO			
1	2:50.086	+5.979	9:49:37.703
2	2:49.357	+5.250	9:52:27.060
3	2:49.792	+5.685	9:55:16.852
4	2:54.526	+10.419	9:58:11.378
5	2:44.107		10:00:55.485

Lap	Lap Tm	Diff	Time of Day
(43) SANCHEZ MARTIN, HECTOR			
1	2:51.282	+5.725	9:49:33.535
2	2:52.290	+6.733	9:52:25.825

Lap	Lap Tm	Diff	Time of Day
3	2:45.557		9:55:11.382
4	3:05.280	+19.723	9:58:16.662

Lap	Lap Tm	Diff	Time of Day
(24) PUYUELO BESCOS, SERGIO			
1	2:47.086	+1.167	9:49:17.456
2	2:46.945	+1.026	9:52:04.401
3	2:45.919		9:54:50.320
4	2:47.721	+1.802	9:57:38.041
5	2:51.064	+5.145	10:00:29.105

Lap	Lap Tm	Diff	Time of Day
(54) CORTELL DEBUENO, JOSE RAFAEL			
1	2:47.750		9:49:16.942
2	2:49.749	+1.999	9:52:06.691
3	2:55.715	+7.965	9:55:02.406
4	2:54.173	+6.423	9:57:56.579
5	2:56.012	+8.262	10:00:52.591

Lap	Lap Tm	Diff	Time of Day
(6) BUENO NAVALPOTRO, JESUS JULIAN			
1	2:55.135	+7.254	9:49:58.751
2	2:52.716	+4.835	9:52:51.467
3	2:47.881		9:55:39.348
4	2:51.416	+3.535	9:58:30.764

Lap	Lap Tm	Diff	Time of Day
(55) MITJAVILA GARCES, CARLOS			
1	3:36.123	+45.523	9:51:01.114
2	2:50.600		9:53:51.714
3	4:01.661	+1:11.061	9:57:53.375

Lap	Lap Tm	Diff	Time of Day
(91) TORRES ROMERO, JESUS			
1	2:52.164		9:50:23.702
2	2:54.607	+2.443	9:53:18.309
3	2:53.313	+1.149	9:56:11.622
4	2:52.552	+0.388	9:59:04.174

Lap	Lap Tm	Diff	Time of Day
(39) CANELA DIEZ, ABEL			
1	2:53.012	+0.156	9:49:06.901
2	2:57.346	+4.490	9:52:04.247
3	3:01.035	+8.179	9:55:05.282
4	2:56.650	+3.794	9:58:01.932
5	2:52.856		10:00:54.788

Lap	Lap Tm	Diff	Time of Day
(47) GIMENEZ ASCASO, ALEJANDRO			
1	2:52.890	+0.018	9:49:43.421
2	2:55.716	+2.844	9:52:39.137
3	2:52.872		9:55:32.009
4	2:54.860	+1.988	9:58:26.869

Jefe de cronometraje

Orbits

Provisional

Los Comisarios Deportivos

El Director de Carrera

El Cronametrador

Definitiva

Hora:

Hora:

Hora:



**Zuera, Camp. Aragón MX****Clasificado por vueltas**

MX 3 / Veterano

L. Imaz, Zuera 1,700 km

Primera Manga

24/03/2013 11:15

Carrera (20:00 y 2 Vueltas) iniciado a 11:08:08

Pos.	Nº	Nombre	Vts.	Total T°	Dif.	Mejor Tm Club	Marca
MX-3							
1	89	MORO SALES, CARLOS	11	26:02.545		2:19.625	Alcora Competició YAMAHA
2	104	ROMAN ROMAN, HECTOR	11	26:21.738	19.193	2:18.239	
3	144	CUARTERO SANCHO, JOSE LL	11	26:53.654	51.109	2:23.952	C.M. Epila SIN MARCA
4	28	MUGUERZA GUIRAL, JAVIER	11	27:45.820	1:43.275	2:27.699	Mc. Monegros HONDA
5	22	FERRER COLOMINA, MANUEL	11	27:52.704	1:50.159	2:28.640	Sinesponsor Racing SIN MARCA
6	95	MORENO ARROYO, VICTOR	11	28:06.003	2:03.458	2:27.957	Tauste Mc. KAWASAKI
7	191	SANCHEZ MARTIN, RUBEN	10	25:46.827	1 Vuelta	2:32.696	Mc. Villa de Utrillas HONDA
8	29	LORIENTE MARTINEZ, BORJA	10	26:08.316	1 Vuelta	2:33.127	Pm. Oscense KTM
9	67	URZAY BAQUERO, VICTOR	10	26:36.728	1 Vuelta	2:35.671	A.D. Aragon Sport HONDA
10	24	PUYUELO BESCOS, SERGIO	10	26:42.127	1 Vuelta	2:37.875	Pm. Oscense KAWASAKI
11	333	FATAS PAUL, JORGE J.	10	26:42.854	1 Vuelta	2:33.044	Independiente SIN MARCA
12	81	CASADO GARCIA, LUIS	10	27:16.910	1 Vuelta	2:39.279	A.D.M. La Almunia HONDA
13	43	SANCHEZ MARTIN, HECTOR	10	27:30.105	1 Vuelta	2:38.857	Mc Villa de Utrillas SUZUKI
14	91	TORRES ROMERO, JESUS	10	27:41.328	1 Vuelta	2:42.603	Mc. Zuera KAWASAKI
15	21	CASAS AQUILUE, ALEJANDRO	10	27:47.375	1 Vuelta	2:38.507	Pm. Oscense SIN MARCA
16	50	GRACIA GIMENO, EMILIO JES	10	28:03.331	1 Vuelta	2:37.110	Tauste Mc. KAWASAKI
17	39	CANELA DIEZ, ABEL	10	28:16.011	1 Vuelta	2:46.315	A.D.M. La Almunia KTM
18	55	MITJAVILA GARCES, CARLOS	9	26:41.304	2 Vueltas	2:51.585	Independiente SUZUKI

Veteranos

1	33	TELLO SALAS, RAUL	11	25:45.413		2:16.893	Esc. R.T.S. KAWASAKI
2	66	ROYO MILAGRO, FRANCISCO	11	27:23.107	1:37.694	2:26.253	SUZUKI
3	88	ROYO MILAGRO, JAVIER	11	27:43.085	1:57.672	2:27.019	SUZUKI
4	25	LLUCH LIARTE, JUAN CARLOS	11	27:59.876	2:14.463	2:29.634	Mc. Zuera KAWASAKI
5	48	MATEO PEREZ, OCTAVIO JOS	10	26:38.091	1 Vuelta	2:33.018	Lairon Mc YAMAHA
6	12	MARZAL LAZARO, ALBERTO	10	27:26.838	1 Vuelta	2:40.380	Mc. Zuera SUZUKI
7	54	CORTELL DEBUENO, JOSE RA	10	28:04.766	1 Vuelta	2:43.556	Mc. Zuera KAWASAKI
8	47	GIMENEZ ASCASO, ALEJANDF	9	26:16.390	2 Vueltas	2:43.476	Correcaminos Mc. SUZUKI
9	6	BUENO NAVALPOTRO, JESUS	8	25:54.173	3 Vueltas	2:49.078	Mc. Zuera KAWASAKI

Margin of Victory	Avg. Speed	Best Lap Tm	Best Spd	Best Lap by
17.132	43,561	2:16.893	44,706	33 - TELLO SALAS, RAUL

Jefe de cronometraje

Orbits

 Provisional

Los Comisarios Deportivos

El Director de Carrera

El Cronametrador

 Definitiva

Hora:

Hora:

Hora:





Zuera, Camp. Aragón MX

MX 3 / Veterano

L. Imaz, Zuera 1,700 km

Primera Manga

24/03/2013 11:15

Carrera (20:00 y 2 Vueltas) iniciado a 11:08:08

Lap	Lap Tm	Diff	Time of Day
(33) TELLO SALAS, RAUL			
1			11:10:30.477
2	2:16.893		11:12:47.370
3	2:18.297	+1.404	11:15:05.667
4	2:19.492	+2.599	11:17:25.159
5	2:19.768	+2.875	11:19:44.927
6	2:19.164	+2.271	11:22:04.091
7	2:20.356	+3.463	11:24:24.447
8	2:20.100	+3.207	11:26:44.547
9	2:23.273	+6.380	11:29:07.820
10	2:22.172	+5.279	11:31:29.992
11	2:24.091	+7.198	11:33:54.083

Lap	Lap Tm	Diff	Time of Day
(89) MORO SALES, CARLOS			
1			11:10:33.070
2	2:19.625		11:12:52.695
3	2:21.551	+1.926	11:15:14.246
4	2:22.729	+3.104	11:17:36.975
5	2:22.996	+3.371	11:19:59.971
6	2:19.942	+0.317	11:22:19.913
7	2:22.214	+2.589	11:24:42.127
8	2:23.461	+3.836	11:27:05.588
9	2:21.442	+1.817	11:29:27.030
10	2:21.875	+2.250	11:31:48.905
11	2:22.310	+2.685	11:34:11.215

Lap	Lap Tm	Diff	Time of Day
(104) ROMAN ROMAN, HECTOR			
1			11:10:28.162
2	2:18.239		11:12:46.401
3	2:18.676	+0.437	11:15:05.077
4	2:31.758	+13.519	11:17:36.835
5	2:20.713	+2.474	11:19:57.548
6	2:19.246	+1.007	11:22:16.794
7	2:22.478	+4.239	11:24:39.272
8	2:24.379	+6.140	11:27:03.651
9	2:21.116	+2.877	11:29:24.767
10	2:24.673	+6.434	11:31:49.440
11	2:40.968	+22.729	11:34:30.408

Lap	Lap Tm	Diff	Time of Day
(144) CUARTERO SANCHO, JOSE LUIS			
1			11:10:35.656
2	2:25.816	+1.864	11:13:01.472
3	2:23.952		11:15:25.424
4	2:24.587	+0.635	11:17:50.011
5	2:26.447	+2.495	11:20:16.458
6	2:26.355	+2.403	11:22:42.813
7	2:28.052	+4.100	11:25:10.865
8	2:28.961	+5.009	11:27:39.826
9	2:26.925	+2.973	11:30:06.751
10	2:27.390	+3.438	11:32:34.141
11	2:28.183	+4.231	11:35:02.324

Lap	Lap Tm	Diff	Time of Day
(66) ROYO MILAGRO, FRANCISCO			
1			11:10:38.096
2	2:26.253		11:13:04.349
3	2:27.561	+1.308	11:15:31.910
4	2:27.294	+1.041	11:17:59.204
5	2:28.149	+1.896	11:20:27.353
6	2:29.119	+2.866	11:22:56.472
7	2:30.800	+4.547	11:25:27.272
8	2:30.978	+4.725	11:27:58.250
9	2:30.497	+4.244	11:30:28.747
10	2:29.326	+3.073	11:32:58.073
11	2:33.704	+7.451	11:35:31.777

Lap	Lap Tm	Diff	Time of Day
(88) ROYO MILAGRO, JAVIER			
1			11:10:47.426
2	2:29.090	+2.071	11:13:16.516
3	2:29.731	+2.712	11:15:46.247
4	2:31.609	+4.590	11:18:17.856
5	2:31.114	+4.095	11:20:48.970
6	2:29.328	+2.309	11:23:18.298
7	2:30.097	+3.078	11:25:48.395
8	2:27.019		11:28:15.414
9	2:30.255	+3.236	11:30:45.669
10	2:31.339	+4.320	11:33:17.008
11	2:34.747	+7.728	11:35:51.755

Lap	Lap Tm	Diff	Time of Day
(28) MUGUERZA GUIRAL, JAVIER			
1			11:10:44.986
2	2:28.663	+0.964	11:13:13.649
3	2:27.699		11:15:41.348
4	2:28.920	+1.221	11:18:10.268
5	2:31.160	+3.461	11:20:41.428
6	2:29.312	+1.613	11:23:10.740
7	2:34.492	+6.793	11:25:45.232
8	2:29.335	+1.636	11:28:14.567
9	2:33.207	+5.508	11:30:47.774
10	2:33.017	+5.318	11:33:20.791
11	2:33.699	+6.000	11:35:54.490

Lap	Lap Tm	Diff	Time of Day
(22) FERRER COLOMINA, MANUEL			
1			11:10:40.803
2	2:28.640		11:13:09.443
3	2:29.590	+0.950	11:15:39.033
4	2:32.001	+3.361	11:18:11.034
5	2:31.780	+3.140	11:20:42.814
6	2:29.387	+0.747	11:23:12.201
7	2:33.815	+5.175	11:25:46.016
8	2:33.439	+4.799	11:28:19.455
9	2:30.982	+2.342	11:30:50.437
10	2:32.863	+4.223	11:33:23.300
11	2:38.074	+9.434	11:36:01.374

Lap	Lap Tm	Diff	Time of Day
(25) LLUCH LIARTE, JUAN CARLOS			
1			11:10:50.669
2	2:32.134	+2.500	11:13:22.803
3	2:31.181	+1.547	11:15:53.984
4	2:36.230	+6.596	11:18:30.214
5	2:30.166	+0.532	11:21:00.380
6	2:29.634		11:23:30.014
7	2:30.311	+0.677	11:26:00.325
8	2:30.565	+0.931	11:28:30.890
9	2:31.348	+1.714	11:31:02.238
10	2:34.510	+4.876	11:33:36.748
11	2:31.798	+2.164	11:36:08.546

Lap	Lap Tm	Diff	Time of Day
(95) MORENO ARROYO, VICTOR			
1			11:10:44.199
2	2:27.957		11:13:12.156
3	2:28.296	+0.339	11:15:40.452
4	2:33.085	+5.128	11:18:13.537
5	2:32.504	+4.547	11:20:46.041
6	2:35.316	+7.359	11:23:21.357
7	2:33.984	+6.027	11:25:55.341
8	2:33.352	+5.395	11:28:28.693
9	2:31.261	+3.304	11:30:59.954
10	2:36.354	+8.397	11:33:36.308
11	2:38.365	+10.408	11:36:14.673

(191) SANCHEZ MARTIN, RUBEN

Lap	Lap Tm	Diff	Time of Day
(29) LORIENTE MARTINEZ, BORJA			
1			11:10:47.773
2	2:34.354	+1.658	11:13:22.127
3	2:35.369	+2.673	11:15:57.496
4	2:35.181	+2.485	11:18:32.677
5	2:32.931	+0.235	11:21:05.608
6	2:32.934	+0.238	11:23:38.542
7	2:32.696		11:26:11.238
8	2:35.738	+3.042	11:28:46.976
9	2:33.294	+0.598	11:31:20.270
10	2:35.227	+2.531	11:33:55.497

Lap	Lap Tm	Diff	Time of Day
(79) URZAY BAQUERO, VICTOR			
1			11:10:49.756
2	2:36.949	+3.822	11:13:26.705
3	2:33.898	+0.771	11:16:00.603
4	2:34.459	+1.332	11:18:35.062
5	2:34.439	+1.312	11:21:09.501
6	2:33.127		11:23:42.628
7	2:36.862	+3.735	11:26:19.490
8	2:38.203	+5.076	11:28:57.693
9	2:38.906	+5.779	11:31:36.599
10	2:40.387	+7.260	11:34:16.986

Lap	Lap Tm	Diff	Time of Day
(67) URZAY BAQUERO, VICTOR			
1			11:10:54.621
2	2:38.425	+2.754	11:13:33.046
3	2:37.061	+1.390	11:16:10.107
4	2:35.671		11:18:45.778
5	2:38.672	+3.001	11:21:24.450
6	2:40.387	+4.716	11:24:04.837
7	2:36.475	+0.804	11:26:41.312
8	2:42.966	+7.295	11:29:24.278
9	2:43.719	+8.048	11:32:07.997
10	2:37.401	+1.730	11:34:45.398

Lap	Lap Tm	Diff	Time of Day
(48) MATEO PEREZ, OCTAVIO JOSE			
1			11:10:45.859
2	2:33.018		11:13:18.877
3	2:35.605	+2.587	11:15:54.482
4	2:38.377	+5.359	11:18:32.859
5	2:38.567	+5.549	11:21:11.426
6	2:40.700	+7.682	11:23:52.126
7	2:43.784	+10.766	11:26:35.910
8	2:43.338	+10.320	11:29:19.248
9	2:44.264	+11.246	11:32:03.512
10	2:43.249	+10.231	11:34:46.761

Lap	Lap Tm	Diff	Time of Day
(24) PUYUELO BESCOS, SERGIO			
1			11:10:53.902
2	2:39.835	+1.960	11:13:33.737
3	2:37.875		11:16:11.612
4	2:38.022	+0.147	11:18:49.634
5	2:37.931	+0.056	11:21:27.565
6	2:38.664	+0.789	11:24:06.229
7	2:39.832	+1.957	11:26:46.061
8	2:41.774	+3.899	11:29:27.835
9	2:40.496	+2.621	11:32:08.331
10	2:42.466	+4.591	11:34:50.797

Lap	Lap Tm	Diff	Time of Day
(333) FATAS PAUL, JORGE J.			
1			11:10:43.044
2	2:33.845	+0.801	11:13:16.889
3	2:33.921	+0.877	11:15:50.810
4	2:33.476	+0.432	11:18:24.286
5	2:42.863	+9.819	11:21:07.149
6	2:34.366	+1.322	11:23:41.515

Jefe de cronometraje

Orbits

Provisional

Los Comisarios Deportivos

El Director de Carrera

El Cronametrador

Definitiva

Hora:

Hora:

Hora:





Zuera, Camp. Aragón MX

MX 3 / Veterano

L. Imaz, Zuera 1,700 km

Primera Manga

24/03/2013 11:15

Carrera (20:00 y 2 Vueltas) iniciado a 11:08:08

Lap	Lap Tm	Diff	Time of Day
7	2:33.044		11:26:14.559
8	2:35.716	+2.672	11:28:50.275
9	2:38.681	+5.637	11:31:28.956
10	3:22.568	+49.524	11:34:51.524

(81) CASADO GARCIA, LUIS

1			11:11:01.786
2	2:41.001	+1.722	11:13:42.787
3	2:40.209	+0.930	11:16:22.996
4	2:39.279		11:19:02.275
5	2:42.640	+3.361	11:21:44.915
6	2:44.036	+4.757	11:24:28.951
7	2:44.514	+5.235	11:27:13.465
8	2:41.805	+2.526	11:29:55.270
9	2:45.584	+6.305	11:32:40.854
10	2:44.726	+5.447	11:35:25.580

(12) MARZAL LAZARO, ALBERTO

1			11:10:58.465
2	2:40.380		11:13:38.845
3	2:43.142	+2.762	11:16:21.987
4	2:43.332	+2.952	11:19:05.319
5	2:42.437	+2.057	11:21:47.756
6	2:42.253	+1.873	11:24:30.009
7	2:44.180	+3.800	11:27:14.189
8	2:47.820	+7.440	11:30:02.009
9	2:45.876	+5.496	11:32:47.885
10	2:47.623	+7.243	11:35:35.508

(43) SANCHEZ MARTIN, HECTOR

1			11:10:58.901
2	2:42.387	+3.530	11:13:41.288
3	2:38.857		11:16:20.145
4	2:41.233	+2.376	11:19:01.378
5	2:43.947	+5.090	11:21:45.325
6	2:42.969	+4.112	11:24:28.294
7	2:42.876	+4.019	11:27:11.170
8	2:45.881	+7.024	11:29:57.051
9	2:52.302	+13.445	11:32:49.353
10	2:49.422	+10.565	11:35:38.775

(91) TORRES ROMERO, JESUS

1			11:11:06.546
2	2:47.931	+5.328	11:13:54.477
3	2:42.603		11:16:37.080
4	2:44.563	+1.960	11:19:21.643
5	2:43.703	+1.100	11:22:05.346
6	2:44.735	+2.132	11:24:50.081
7	2:42.728	+0.125	11:27:32.809
8	2:46.248	+3.645	11:30:19.057
9	2:44.489	+1.886	11:33:03.546
10	2:46.452	+3.849	11:35:49.998

(21) CASAS AQUILUE, ALEJANDRO

1			11:10:57.573
2	2:38.507		11:13:36.080
3	2:38.994	+0.487	11:16:15.074
4	2:40.621	+2.114	11:18:55.695
5	2:41.507	+3.000	11:21:37.202
6	2:55.957	+17.450	11:24:33.159
7	2:43.125	+4.618	11:27:16.284
8	2:46.369	+7.862	11:30:02.653
9	2:47.195	+8.688	11:32:49.848
10	3:06.197	+27.690	11:35:56.045

(50) GRACIA GIMENO, EMILIO JESUS

Lap	Lap Tm	Diff	Time of Day
1			11:10:53.005
2	2:39.288	+2.178	11:13:32.293
3	2:37.110		11:16:09.403
4	2:38.586	+1.476	11:18:47.989
5	2:51.396	+14.286	11:21:39.385
6	2:44.649	+7.539	11:24:24.034
7	2:48.439	+11.329	11:27:12.473
8	2:48.423	+11.313	11:30:00.896
9	2:46.131	+9.021	11:32:47.027
10	3:24.974	+47.864	11:36:12.001

(54) CORTELL DEBUENO, JOSE RAFAEL

1			11:11:02.898
2	2:43.556		11:13:46.454
3	2:44.978	+1.422	11:16:31.432
4	2:46.677	+3.121	11:19:18.109
5	2:47.091	+3.535	11:22:05.200
6	2:47.943	+4.387	11:24:53.143
7	2:49.370	+5.814	11:27:42.513
8	2:49.030	+5.474	11:30:31.543
9	2:49.535	+5.979	11:33:21.078
10	2:52.358	+8.802	11:36:13.436

(39) CANELA DIEZ, ABEL

1			11:11:04.433
2	2:52.141	+5.826	11:13:56.574
3	2:48.480	+2.165	11:16:45.054
4	2:47.573	+1.258	11:19:32.627
5	2:48.365	+2.050	11:22:20.992
6	2:47.924	+1.609	11:25:08.916
7	2:46.315		11:27:55.231
8	2:48.843	+2.528	11:30:44.074
9	2:52.172	+5.857	11:33:36.246
10	2:48.435	+2.120	11:36:24.681

(47) GIMENEZ ASCASO, ALEJANDRO

1			11:11:07.687
2	2:47.546	+4.070	11:13:55.233
3	2:43.476		11:16:38.709
4	2:45.009	+1.533	11:19:23.718
5	2:50.509	+7.033	11:22:14.227
6	2:49.829	+6.353	11:25:04.056
7	2:46.337	+2.861	11:27:50.393
8	2:46.564	+3.088	11:30:36.957
9	3:48.103	+1:04.627	11:34:25.060

(55) MITJAVILA GARCES, CARLOS

1			11:11:09.836
2	2:52.331	+0.746	11:14:02.167
3	3:20.689	+29.104	11:17:22.856
4	2:51.585		11:20:14.441
5	2:51.613	+0.028	11:23:06.054
6	2:58.883	+7.298	11:26:04.937
7	2:54.770	+3.185	11:28:59.707
8	2:54.967	+3.382	11:31:54.674
9	2:55.300	+3.715	11:34:49.974

(6) BUENO NAVALPOTRO, JESUS JULIAN

1			11:11:10.310
2	3:25.541	+36.463	11:14:35.851
3	2:49.078		11:17:24.929
4	2:51.000	+1.922	11:20:15.929
5	2:52.858	+3.780	11:23:08.787
6	2:53.337	+4.259	11:26:02.124
7	4:57.483	+2:08.405	11:30:59.607
8	3:03.236	+14.158	11:34:02.843

Jefe de cronometraje

Orbits

Provisional

Los Comisarios Deportivos

El Director de Carrera

El Cronametrador

Definitiva

Hora:

Hora:

Hora:



**Zuera, Camp. Aragón MX****Clasificado por vueltas**

MX 3 / Veterano

L. Imaz, Zuera 1,700 km

Segunda Manga

24/03/2013 12:55

Carrera (20:00 y 2 Vueltas) iniciado a 13:00:49

Pos.	Nº	Nombre	Vts.	Total Tº	Dif.	Mejor Tm	Club	Marca
MX-3								
1	104	ROMAN ROMAN, HECTOR	11	26:29.656		2:22.206		
2	89	MORO SALES, CARLOS	11	26:34.092	4.436	2:09.187	Alcora Competició	YAMAHA
3	144	CUARTERO SANCHO, JOSE LL	11	26:53.182	23.526	2:08.560	C.M. Epila	SIN MARCA
4	7	FERNANDEZ GARCIA, CESAR	11	27:23.877	54.221	2:26.235	Sinesponsor Racing	SIN MARCA
5	95	MORENO ARROYO, VICTOR	11	28:00.622	1:30.966	2:30.242	Tauste Mc.	KAWASAKI
6	28	MUGUERZA GUIRAL, JAVIER	11	28:07.537	1:37.881	2:29.829	Mc. Monegros	HONDA
7	22	FERRER COLOMINA, MANUEL	11	28:29.440	1:59.784	2:29.005	Sinesponsor Racing	SIN MARCA
8	191	SANCHEZ MARTIN, RUBEN	10	26:25.234	1 Vuelta	2:30.549	Mc. Villa de Utrillas	HONDA
9	67	URZAY BAQUERO, VICTOR	10	26:52.329	1 Vuelta	2:38.232	A.D. Aragon Sport	HONDA
10	24	PUYUELO BESCOS, SERGIO	10	27:03.377	1 Vuelta	2:39.155	Pm. Oscense	KAWASAKI
11	21	CASAS AQUILUE, ALEJANDRO	10	27:04.524	1 Vuelta	2:39.367	Pm. Oscense	SIN MARCA
12	29	LORIENTE MARTINEZ, BORJA	10	27:19.694	1 Vuelta	2:38.429	Pm. Oscense	KTM
13	81	CASADO GARCIA, LUIS	10	27:28.355	1 Vuelta	2:40.611	A.D.M. La Almunia	HONDA
14	91	TORRES ROMERO, JESUS	10	27:56.800	1 Vuelta	2:45.411	Mc. Zuera	KAWASAKI
15	50	GRACIA GIMENO, EMILIO JES	10	28:20.992	1 Vuelta	2:44.780	Tauste Mc.	KAWASAKI
16	39	CANELA DIEZ, ABEL	10	28:34.139	1 Vuelta	2:46.320	A.D.M. La Almunia	KTM
17	55	MITJAVILA GARCES, CARLOS	10	28:48.230	1 Vuelta	2:44.384	Independiente	SUZUKI

No clasificado (75% = 9 Vueltas)

NT	333	FATAS PAUL, JORGE J.	3	8:48.092	NT	2:49.037	Independiente	SIN MARCA
NT	43	SANCHEZ MARTIN, HECTOR			NT		Mc Villa de Utrillas	SUZUKI

Veteranos

1	33	TELLO SALAS, RAUL	11	26:20.268		2:22.663	Esc. R.T.S.	KAWASAKI
2	66	ROYO MILAGRO, FRANCISCO	11	27:31.690	1:11.422	2:21.631		SUZUKI
3	88	ROYO MILAGRO, JAVIER	11	27:53.782	1:33.514	2:28.028		SUZUKI
4	25	LLUCH LIARTE, JUAN CARLOS	11	28:00.833	1:40.565	2:19.642	Mc. Zuera	KAWASAKI
5	48	MATEO PEREZ, OCTAVIO JOS	10	27:11.478	1 Vuelta	2:40.434	Lairon Mc	YAMAHA
6	54	CORTELL DEBUENO, JOSE RA	10	27:50.100	1 Vuelta	2:43.287	Mc. Zuera	KAWASAKI
7	12	MARZAL LAZARO, ALBERTO	10	27:57.709	1 Vuelta	2:42.098	Mc. Zuera	SUZUKI
8	47	GIMENEZ ASCASO, ALEJANDF	10	29:08.602	1 Vuelta	2:33.053	Correcaminos Mc.	SUZUKI
9	6	BUENO NAVALPOTRO, JESUS	9	26:28.327	2 Vueltas	2:46.266	Mc. Zuera	KAWASAKI

Margin of Victory	Avg. Speed	Best Lap Tm	Best Spd	Best Lap by
9.388	42,600	2:08.560	47,604	144 - CUARTERO SANCHO, JOSE

Jefe de cronometraje

Orbits

 Provisional

Los Comisarios Deportivos

El Director de Carrera

El Cronametrador

 Definitiva

Hora:

Hora:

Hora:






Zuera, Camp. Aragón MX

L. Imaz, Zuera 1,700 km

24/03/2013 12:55



MX 3 / Veterano

Segunda Manga

Carrera (20:00 y 2 Vueltas) iniciado a 13:00:49

Lap	Lap Tm	Diff	Time of Day
(33) TELLO SALAS, RAUL			
1			13:03:12.942
2	2:24.500	+1.837	13:05:37.442
3	2:23.113	+0.450	13:08:00.555
4	2:23.301	+0.638	13:10:23.856
5	2:22.674	+0.011	13:12:46.530
6	2:22.663		13:15:09.193
7	2:23.074	+0.411	13:17:32.267
8	2:24.005	+1.342	13:19:56.272
9	2:23.949	+1.286	13:22:20.221
10	2:23.813	+1.150	13:24:44.034
11	2:25.713	+3.050	13:27:09.747

Lap	Lap Tm	Diff	Time of Day
(104) ROMAN ROMAN, HECTOR			
1			13:03:16.413
2	2:22.206		13:05:38.619
3	2:23.053	+0.847	13:08:01.672
4	2:23.843	+1.637	13:10:25.515
5	2:24.510	+2.304	13:12:50.025
6	2:23.041	+0.835	13:15:13.066
7	2:22.991	+0.785	13:17:36.057
8	2:26.407	+4.201	13:20:02.464
9	2:24.865	+2.659	13:22:27.329
10	2:24.092	+1.886	13:24:51.421
11	2:27.714	+5.508	13:27:19.135

Lap	Lap Tm	Diff	Time of Day
(89) MORO SALES, CARLOS			
1			13:03:14.303
2	2:24.111	+14.924	13:05:38.414
3	2:24.417	+15.230	13:08:02.831
4	2:23.575	+14.388	13:10:26.406
5	2:22.872	+13.685	13:12:49.278
6	2:50.419	+41.232	13:15:39.697
7	2:09.187		13:17:48.884
8	2:24.205	+15.018	13:20:13.089
9	2:22.596	+13.409	13:22:35.685
10	2:24.544	+15.357	13:25:00.229
11	2:23.342	+14.155	13:27:23.571

Lap	Lap Tm	Diff	Time of Day
(144) CUARTERO SANCHO, JOSE LUIS			
1			13:03:17.374
2	2:23.692	+15.134	13:05:41.066
3	2:25.516	+16.958	13:08:06.582
4	2:25.528	+16.970	13:10:32.110
5	2:24.369	+15.811	13:12:56.479
6	2:43.219	+34.661	13:15:39.698
7	2:08.558		13:17:48.256
8	2:25.024	+16.466	13:20:13.280
9	2:31.701	+23.143	13:22:44.981
10	2:26.423	+17.865	13:25:11.404
11	2:31.257	+22.699	13:27:42.661

Lap	Lap Tm	Diff	Time of Day
(7) FERNANDEZ GARCIA, CESAR			
1			13:03:31.216
2	2:27.893	+1.658	13:05:59.109
3	2:29.808	+3.573	13:08:28.917
4	2:27.471	+1.236	13:10:56.388
5	2:26.235		13:13:22.623
6	2:27.417	+1.182	13:15:50.040
7	2:29.558	+3.323	13:18:19.598
8	2:27.730	+1.495	13:20:47.328
9	2:29.883	+3.648	13:23:17.211
10	2:28.031	+1.796	13:25:45.242
11	2:28.114	+1.879	13:28:13.356

Lap	Lap Tm	Diff	Time of Day
(66) ROYO MILAGRO, FRANCISCO			
1			13:03:20.808
2	2:29.414	+7.783	13:05:50.222
3	2:30.294	+8.663	13:08:20.516
4	2:28.576	+6.945	13:10:49.092
5	2:29.505	+7.874	13:13:18.597
6	2:21.631		13:15:40.228
7	2:36.532	+14.901	13:18:16.760
8	2:29.718	+8.087	13:20:46.478
9	2:30.437	+8.806	13:23:16.915
10	2:29.578	+7.947	13:25:46.493
11	2:34.676	+13.045	13:28:21.169

Lap	Lap Tm	Diff	Time of Day
(88) ROYO MILAGRO, JAVIER			
1			13:03:24.043
2	2:30.023	+1.995	13:05:54.066
3	2:31.377	+3.349	13:08:25.443
4	2:30.153	+2.125	13:10:55.596
5	2:31.786	+3.758	13:13:27.382
6	2:28.028		13:15:55.410
7	2:30.767	+2.739	13:18:26.177
8	2:31.078	+3.050	13:20:57.255
9	2:39.253	+11.225	13:23:36.508
10	2:32.310	+4.282	13:26:08.818
11	2:34.443	+6.415	13:28:43.261

Lap	Lap Tm	Diff	Time of Day
(95) MORENO ARROYO, VICTOR			
1			13:03:28.251
2	2:30.506	+0.264	13:05:58.757
3	2:31.008	+0.766	13:08:29.765
4	2:30.242		13:11:00.007
5	2:30.692	+0.450	13:13:30.699
6	2:30.999	+0.757	13:16:01.698
7	2:34.746	+4.504	13:18:36.444
8	2:30.811	+0.569	13:21:07.255
9	2:33.914	+3.672	13:23:41.169
10	2:37.287	+7.045	13:26:18.456
11	2:31.645	+1.403	13:28:50.101

Lap	Lap Tm	Diff	Time of Day
(22) FERRER COLOMINA, MANUEL			
1			13:03:37.969
2	2:34.924	+5.919	13:06:12.893
3	2:29.005		13:08:41.898
4	2:30.974	+1.969	13:11:12.872
5	2:35.217	+6.212	13:13:48.089
6	2:33.412	+4.407	13:16:21.501
7	2:32.772	+3.767	13:18:54.273
8	2:31.891	+2.886	13:21:26.164
9	2:35.783	+6.778	13:24:01.947
10	2:35.943	+6.938	13:26:37.890
11	2:41.029	+12.024	13:29:18.919

Lap	Lap Tm	Diff	Time of Day
(191) SANCHEZ MARTIN, RUBEN			
1			13:03:40.040
2	2:40.120	+9.571	13:06:20.160
3	2:39.309	+8.760	13:08:59.469
4	2:38.227	+7.678	13:11:37.696
5	2:35.770	+5.221	13:14:13.466
6	2:36.596	+6.047	13:16:50.062
7	2:40.207	+9.658	13:19:30.269
8	2:30.549		13:22:00.818
9	2:35.964	+5.415	13:24:36.782
10	2:37.931	+7.382	13:27:14.713

Lap	Lap Tm	Diff	Time of Day
(67) URZAY BAQUERO, VICTOR			
1			13:03:34.956

Lap	Lap Tm	Diff	Time of Day
2	2:42.716	+4.484	13:06:17.672
3	2:40.339	+2.107	13:08:58.011
4	2:38.330	+0.098	13:11:36.341
5	2:38.962	+0.730	13:14:15.303
6	2:41.090	+2.858	13:16:56.393
7	2:38.232		13:19:34.625
8	2:40.871	+2.639	13:22:15.496
9	2:44.093	+5.861	13:24:59.589
10	2:42.219	+3.987	13:27:41.808

Lap	Lap Tm	Diff	Time of Day
(24) PUYUELO BESCOS, SERGIO			
1			13:03:36.738
2	2:42.408	+3.253	13:06:19.146
3	2:44.095	+4.940	13:09:03.241
4	2:41.595	+2.440	13:11:44.836
5	2:41.503	+2.348	13:14:26.339
6	2:40.378	+1.223	13:17:06.717
7	2:39.155		13:19:45.872
8	2:40.956	+1.801	13:22:26.828
9	2:42.905	+3.750	13:25:09.733
10	2:43.123	+3.968	13:27:52.856

Lap	Lap Tm	Diff	Time of Day
(21) CASAS AQUILUE, ALEJANDRO			
1			13:03:40.827
2	2:42.447	+3.080	13:06:23.274
3	2:41.159	+1.792	13:09:04.433
4	2:42.937	+3.570	13:11:47.370
5	2:39.653	+0.286	13:14:27.023
6	2:40.241	+0.874	13:17:07.264
7	2:39.367		13:19:46.631
8	2:41.915	+2.548	13:22:28.546
9	2:41.714	+2.347	13:25:10.260
10	2:43.743	+4.376	13:27:54.003

Lap	Lap Tm	Diff	Time of Day
(48) MATEO PEREZ, OCTAVIO JOSE			
1			13:03:27.864
2	2:40.483	+0.049	13:06:08.347
3	2:40.434		13:08:48.781
4	2:40.880	+0.446	13:11:29.661
5	2:44.341	+3.907	13:14:14.002
6	2:46.040	+5.606	13:17:00.042
7	2:43.038	+2.604	13:19:43.080
8	2:49.596	+9.162	13:22:32.676
9	2:45.101	+4.667	13:25:17.777
10	2:43.180	+2.746	13:28:00.957

Lap	Lap Tm	Diff	Time of Day
(29) LORIENTE MARTINEZ, BORJA			
1			13:03:40.691
2	2:40.022	+1.593	13:06:20.713
3	2:42.176	+3.747	13:09:02.889
4	2:43.568	+5.139	13:11:46.457
5	2:41.586	+3.157	13:14:28.043
6	2:41.118	+2.689	13:17:09.161
7	2:38.429		13:19:47.590
8	2:42.912	+4.483	13:22:30.502
9	2:55.789	+17.360	13:25:26.291
10	2:42.882	+4.453	13:28:09.173

Lap	Lap Tm	Diff	Time of Day
(81) CASADO GARCIA, LUIS			
1			13:03:47.835
2	2:43.982	+3.371	13:06:31.817
3	2:47.287	+6.676	13:09:19.104
4	2:41.611	+1.000	13:12:00.715
5	2:42.229	+1.618	13:14:42.944
6	2:43.507	+2.896	13:17:26.451
7	2:44.079	+3.468	13:20:10.530

Jefe de cronometraje

Orbits

Provisional Definitiva

 Los Comisarios Deportivos

 El Director de Carrera

 El Cronametrador

Hora:
Hora:
Hora:

Sport Adventure



Zuera, Camp. Aragón MX

MX 3 / Veterano

L. Imaz, Zuera 1,700 km

Segunda Manga

24/03/2013 12:55

Carrera (20:00 y 2 Vueltas) iniciado a 13:00:49

Lap	Lap Tm	Diff	Time of Day
8	2:43.640	+3.029	13:22:54.170
9	2:40.611		13:25:34.781
10	2:43.053	+2.442	13:28:17.834

(54) CORTELL DEBUENO, JOSE RAFAEL

1			13:03:44.879
2	2:45.986	+2.699	13:06:30.865
3	2:44.108	+0.821	13:09:14.973
4	2:43.612	+0.325	13:11:58.585
5	2:43.287		13:14:41.872
6	2:43.549	+0.262	13:17:25.421
7	2:47.244	+3.957	13:20:12.665
8	2:50.116	+6.829	13:23:02.781
9	2:48.807	+5.520	13:25:51.588
10	2:47.991	+4.704	13:28:39.579

(91) TORRES ROMERO, JESUS

1			13:03:46.880
2	2:47.939	+2.528	13:06:34.819
3	2:46.360	+0.949	13:09:21.179
4	2:45.425	+0.014	13:12:06.604
5	2:48.611	+3.200	13:14:55.215
6	2:46.449	+1.038	13:17:41.664
7	2:45.411		13:20:27.075
8	2:45.815	+0.404	13:23:12.890
9	2:47.325	+1.914	13:26:00.215
10	2:46.064	+0.653	13:28:46.279

(12) MARZAL LAZARO, ALBERTO

1			13:03:43.017
2	2:46.340	+4.242	13:06:29.357
3	2:47.436	+5.338	13:09:16.793
4	3:01.895	+19.797	13:12:18.688
5	2:42.098		13:15:00.786
6	2:44.139	+2.041	13:17:44.925
7	2:45.485	+3.387	13:20:30.410
8	2:44.570	+2.472	13:23:14.980
9	2:46.437	+4.339	13:26:01.417
10	2:45.771	+3.673	13:28:47.188

(25) LLUCH LIARTE, JUAN CARLOS

1			13:03:34.344
2	2:33.509	+3.445	13:06:07.853
3	2:30.225	+0.161	13:08:38.078
4	2:30.064		13:11:08.142
5	2:32.450	+2.386	13:13:40.592
6	2:30.621	+0.557	13:16:11.213
7	5:02.701	+2:32.637	13:21:13.914
8	2:31.849	+1.785	13:23:45.763
9	2:33.644	+3.580	13:26:19.407
10	2:30.905	+0.841	13:28:50.312

(28) MUGUERZA GUIRAL, JAVIER

1			13:03:17.660
2	2:29.829		13:05:47.489
3	2:32.219	+2.390	13:08:19.708
4	2:30.541	+0.712	13:10:50.249
5	2:31.924	+2.095	13:13:22.173
6	2:33.530	+3.701	13:15:55.703
7	5:11.000	+2:41.171	13:21:06.703
8	2:35.820	+5.991	13:23:42.523
9	2:37.132	+7.303	13:26:19.655
10	2:37.361	+7.532	13:28:57.016

(50) GRACIA GIMENO, EMILIO JESUS

1			13:04:00.325
---	--	--	--------------

Lap	Lap Tm	Diff	Time of Day
2	2:46.698	+1.918	13:06:47.023
3	2:47.870	+3.090	13:09:34.893
4	2:47.428	+2.648	13:12:22.321
5	2:47.799	+3.019	13:15:10.120
6	2:48.053	+3.273	13:17:58.173
7	2:44.780		13:20:42.953
8	2:49.084	+4.304	13:23:32.037
9	2:47.161	+2.381	13:26:19.198
10	2:51.273	+6.493	13:29:10.471

(39) CANELA DIEZ, ABEL

1			13:03:49.701
2	2:47.099	+0.779	13:06:36.800
3	2:46.892	+0.572	13:09:23.692
4	2:46.320		13:12:10.012
5	2:48.923	+2.603	13:14:58.935
6	2:50.780	+4.460	13:17:49.715
7	2:49.809	+3.489	13:20:39.524
8	2:53.254	+6.934	13:23:32.778
9	2:49.836	+3.516	13:26:22.614
10	3:01.004	+14.684	13:29:23.618

(55) MITJAVILA GARCES, CARLOS

1			13:03:53.023
2	2:49.030	+4.646	13:06:42.053
3	2:49.502	+5.118	13:09:31.555
4	2:51.628	+7.244	13:12:23.183
5	2:44.384		13:15:07.567
6	2:48.383	+3.999	13:17:55.950
7	2:45.815	+1.431	13:20:41.765
8	2:49.505	+5.121	13:23:31.270
9	3:16.226	+31.842	13:26:47.496
10	2:50.213	+5.829	13:29:37.709

(47) GIMENEZ ASCASO, ALEJANDRO

1			13:03:51.197
2	2:48.795	+15.742	13:06:39.992
3	2:50.340	+17.287	13:09:30.332
4	2:51.131	+18.078	13:12:21.463
5	3:17.876	+44.823	13:15:39.339
6	2:33.053		13:18:12.392
7	3:02.834	+29.781	13:21:15.226
8	2:57.207	+24.154	13:24:12.433
9	2:51.294	+18.241	13:27:03.727
10	2:54.354	+21.301	13:29:58.081

(6) BUENO NAVALPOTRO, JESUS JULIAN

1			13:03:56.562
2	2:49.655	+10.645	13:06:46.217
3	2:52.984	+13.974	13:09:39.201
4	2:54.008	+14.998	13:12:33.209
5	3:14.274	+35.264	13:15:47.483
6	2:39.010		13:18:26.493
7	2:57.330	+18.320	13:21:23.823
8	2:56.712	+17.702	13:24:20.535
9	2:57.271	+18.261	13:27:17.806

(333) FATAS PAUL, JORGE J.

1			13:03:32.962
2	2:49.037		13:06:21.999
3	3:15.572	+26.535	13:09:37.571

Jefe de cronometraje

Orbits

Provisional

Los Comisarios Deportivos

El Director de Carrera

El Cronametrador

Definitiva

Hora:

Hora:

Hora:



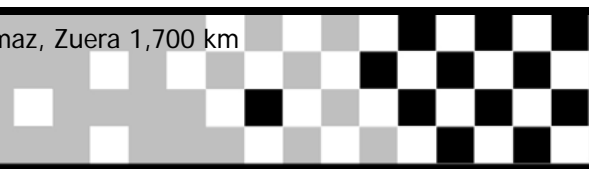


Zuera, Camp. Aragón MX

MX 3 / Veterano

L. Imaz, Zuera 1,700 km

Final MX3 / Veteranos



Pos.	Nº	Nombre	Total puntos	1ªM	2ªM Club
MX-3					
1	104	ROMAN ROMAN, HECTOR	47	22	25
2	89	MORO SALES, CARLOS	47	25	22 Alcora Competició
3	144	CUARTERO SANCHO, JOSE LUIS	40	20	20 C.M. Epila
4	28	MUGUERZA GUIRAL, JAVIER	33	18	15 Mc. Monegros
5	95	MORENO ARROYO, VICTOR	31	15	16 Tauste Mc.
6	22	FERRER COLOMINA, MANUEL	30	16	14 Sinesponsor Racing
7	191	SANCHEZ MARTIN, RUBEN	27	14	13 Mc. Villa de Utrillas
8	67	URZAY BAQUERO, VICTOR	24	12	12 A.D. Aragon Sport
9	29	LORIENTE MARTINEZ, BORJA	22	13	9 Pm. Oscense
10	24	PUYUELO BESCOS, SERGIO	22	11	11 Pm. Oscense
11	7	FERNANDEZ GARCIA, CESAR	18	--	18 Sinesponsor Racing
12	81	CASADO GARCIA, LUIS	17	9	8 A.D.M. La Almunia
13	21	CASAS AQUILUE, ALEJANDRO	16	6	10 Pm. Oscense
14	91	TORRES ROMERO, JESUS	14	7	7 Mc. Zuera
15	50	GRACIA GIMENO, EMILIO JESUS	11	5	6 Tauste Mc.
16	333	FATAS PAUL, JORGE J.	10	10	0 Independiente
17	39	CANELA DIEZ, ABEL	9	4	5 A.D.M. La Almunia
18	43	SANCHEZ MARTIN, HECTOR	8	8	0 Mc Villa de Utrillas
19	55	MITJAVILA GARCES, CARLOS	7	3	4 Independiente
Veteranos					
1	33	TELLO SALAS, RAUL	50	25	25 Esc. R.T.S.
2	66	ROYO MILAGRO, FRANCISCO	44	22	22
3	88	ROYO MILAGRO, JAVIER	40	20	20
4	25	LLUCH LIARTE, JUAN CARLOS	36	18	18 Mc. Zuera
5	48	MATEO PEREZ, OCTAVIO JOSE	32	16	16 Lairon Mc
6	54	CORTELL DEBUENO, JOSE RAFAEL	29	14	15 Mc. Zuera
7	12	MARZAL LAZARO, ALBERTO	29	15	14 Mc. Zuera
8	47	GIMENEZ ASCASO, ALEJANDRO	26	13	13 Correcaminos Mc.
9	6	BUENO NAVALPOTRO, JESUS JULIAN	24	12	12 Mc. Zuera

Jefe de cronometraje

Orbits

Provisional

Los Comisarios Deportivos

El Director de Carrera

El Cronametrador

Definitiva

Hora:

Hora:

Hora:





Zuera, Camp. Aragón MX

Clasificado por mejor tiempo de vuelta


MX Promesas

L. Imaz, Zuera 1,700 km

Entrenos Oficiales

24/03/2013 10:05

Clasificación (15:00 Tiempo) iniciado a 10:01:36



Pos.	Nº	Nombre	Clase	Mejor Tm	Dif. resp. 1º	Total Tº	En Vuelta Club
1	23	MORANTINOS SUAREZ, IVAN	Prom-Cad	2:25.737		15:19.092	4
2	91	FERRANDIS TORMOS, AITOR	Prom-Juv	2:36.463	10.726	16:35.037	5 Alcora Compet
3	17	OYARZABAL MORATE, AMETS	Prom-Juv	2:39.333	13.596	16:41.670	4 Mc. Gernika Of
4	8	SAIZ OCHOA, DIEGO	Prom-Cad	2:40.635	14.898	16:52.462	5 C.M. Epila
5	26	MASCARILLA GUIU, VALERI XAVIER	Prom-Juv	2:45.206	19.469	17:36.730	5 MC. Segre
6	24	URAIN MARTIN, ASIER	Prom-Juv	2:49.006	23.269	15:14.474	4 MC. Segre
7	49	RIBERA LOMBARTE, CESC	Prom-Juv	2:49.121	23.384	15:13.143	4 MC. Segre
8	43	PALACIN INAZ, OHIAN	Prom-Juv	2:49.630	23.893	15:01.129	3 Mc. Zuera
9	99	ABELLAN GIL, JOSE MARIA	Prom-Cad	2:50.703	24.966	16:20.888	4 C.M. Epila
10	15	LLORENTE TOVAR, CRISTOBAL	Prom-Cad	2:51.177	25.440	15:22.010	4 Esc. R.T.S.
11	1	MENE MANERO, NICOLAS	Prom-Juv	2:56.577	30.840	15:44.284	4 Tauste Mc.
12	4	ARIE LORENTE, ADRIAN	Prom-Cad	3:00.622	34.885	15:56.243	2 C.M. Epila
13	5	LABENA BLASCO, ANDRES	Prom-Juv	3:08.165	42.428	16:43.453	4 Mc. Salvador
14	16	BUENO GARCIA, HECTOR	Prom-Cad	3:10.958	45.221	15:06.079	3 Mc. Zuera
15	14	PRADAS RODRIGUEZ, SERGIO	Prom-Juv	3:19.066	53.329	18:51.790	3 Mc. Salvador
16	41	LARREN NIEVES, MIGUEL ANGEL	Prom-Juv	4:04.899	1:39.162	17:50.236	2

Jefe de cronometraje

Orbits

Provisional

Los Comisarios Deportivos

El Director de Carrera

El Cronametrador

Definitiva

Hora:

Hora:

Hora:





Zuera, Camp. Aragón MX

MX Promesas

L. Imaz, Zuera 1,700 km

Entrenos Oficiales

24/03/2013 10:05

Clasificación (15:00 Tiempo) iniciado a 10:01:36

Lap	Lap Tm	Diff	Time of Day
(23) MORANTINOS SUAREZ, IVAN			
1	2:30.547	+4.810	10:07:07.564
2	2:27.430	+1.693	10:09:34.994
3	2:27.987	+2.250	10:12:02.981
4	2:25.737		10:14:28.718
5	2:27.281	+1.544	10:16:55.999

Lap	Lap Tm	Diff	Time of Day
(91) FERRANDIS TORMOS, AITOR			
1	2:42.343	+5.880	10:07:41.182
2	2:38.565	+2.102	10:10:19.747
3	2:38.216	+1.753	10:12:57.963
4	2:37.518	+1.055	10:15:35.481
5	2:36.463		10:18:11.944

Lap	Lap Tm	Diff	Time of Day
(17) OYARZABAL MORATE, AMETS			
1	2:40.511	+1.178	10:07:37.259
2	2:39.437	+0.104	10:10:16.696
3	2:40.450	+1.117	10:12:57.146
4	2:39.333		10:15:36.479
5	2:42.098	+2.765	10:18:18.577

Lap	Lap Tm	Diff	Time of Day
(8) SAIZ OCHOA, DIEGO			
1	2:43.307	+2.672	10:07:39.262
2	2:42.925	+2.290	10:10:22.187
3	2:43.515	+2.880	10:13:05.702
4	2:43.032	+2.397	10:15:48.734
5	2:40.635		10:18:29.369

Lap	Lap Tm	Diff	Time of Day
(26) MASCARILLA GUIU, VALERI XAVIER			
1	2:48.028	+2.822	10:08:08.200
2	2:45.396	+0.190	10:10:53.596
3	2:48.110	+2.904	10:13:41.706
4	2:46.725	+1.519	10:16:28.431
5	2:45.206		10:19:13.637

Lap	Lap Tm	Diff	Time of Day
(24) URAIN MARTIN, ASIER			
1	2:54.779	+5.773	10:08:19.068
2	2:53.037	+4.031	10:11:12.105
3	2:50.270	+1.264	10:14:02.375
4	2:49.006		10:16:51.381

Lap	Lap Tm	Diff	Time of Day
(49) RIBERA LOMBARTE, CESC			
1	2:54.224	+5.103	10:08:16.094
2	2:53.870	+4.749	10:11:09.964
3	2:50.965	+1.844	10:14:00.929
4	2:49.121		10:16:50.050

Lap	Lap Tm	Diff	Time of Day
(43) PALACIN INAZ, OHIAN			
1	2:58.539	+8.909	10:08:04.096
2	2:51.784	+2.154	10:10:55.880
3	2:49.630		10:13:45.510
4	2:52.526	+2.896	10:16:38.036

Lap	Lap Tm	Diff	Time of Day
(99) ABELLAN GIL, JOSE MARIA			
1	3:27.601	+36.898	10:09:22.066
2	2:53.490	+2.787	10:12:15.556
3	2:51.536	+0.833	10:15:07.092
4	2:50.703		10:17:57.795

Lap	Lap Tm	Diff	Time of Day
(15) LLORENTE TOVAR, CRISTOBAL			
1	2:56.114	+4.937	10:08:21.404
2	2:54.415	+3.238	10:11:15.819
3	2:51.921	+0.744	10:14:07.740
4	2:51.177		10:16:58.917

Lap	Lap Tm	Diff	Time of Day
(1) MENE MANERO, NICOLAS			
1	2:59.524	+2.947	10:08:29.033
2	2:57.763	+1.186	10:11:26.796
3	2:57.818	+1.241	10:14:24.614
4	2:56.577		10:17:21.191

Lap	Lap Tm	Diff	Time of Day
(4) ARIE LORENTE, ADRIAN			
1	3:00.683	+0.061	10:08:23.263
2	3:00.622		10:11:23.885
3	3:06.225	+5.603	10:14:30.110
4	3:03.040	+2.418	10:17:33.150

Lap	Lap Tm	Diff	Time of Day
(5) LABENA BLASCO, ANDRES			
1	3:16.114	+7.949	10:08:52.856
2	3:10.701	+2.536	10:12:03.557
3	3:08.638	+0.473	10:15:12.195
4	3:08.165		10:18:20.360

Lap	Lap Tm	Diff	Time of Day
(16) BUENO GARCIA, HECTOR			
1	3:20.143	+9.185	10:10:13.738
2	3:18.290	+7.332	10:13:32.028
3	3:10.958		10:16:42.986

Lap	Lap Tm	Diff	Time of Day
(14) PRADAS RODRIGUEZ, SERGIO			
1	3:21.427	+2.361	10:09:07.987
2	3:26.176	+7.110	10:12:34.163
3	3:19.066		10:15:53.229
4	4:35.468	+1:16.402	10:20:28.697

Lap	Lap Tm	Diff	Time of Day
(41) LARREN NIEVES, MIGUEL ANGEL			
1	4:14.136	+9.237	10:11:06.716
2	4:04.899		10:15:11.615
3	4:15.528	+10.629	10:19:27.143

Jefe de cronometraje

Orbits

Provisional

Los Comisarios Deportivos

El Director de Carrera

El Cronametrador

Definitiva

Hora:

Hora:

Hora:





Zuera, Camp. Aragón MX

Clasificado por vueltas

MX Promesas

L. Imaz, Zuera 1,700 km

Primera Manga

24/03/2013 11:45

Carrera (15:00 y 2 Vueltas) iniciado a 11:39:19


Pos.	N°	Nombre	Vts.	Total T°	Dif.	Mejor Tm	Club	Marca
Prom-Cad								
1	23	MORANTINOS SUAREZ, IVAN	9	22:03.329		2:25.807		
2	8	SAIZ OCHOA, DIEGO	9	24:44.353	2:41.024	2:40.306	C.M. Epila	KAWASAKI
3	15	LLORENTE TOVAR, CRISTOBA	8	22:29.375	1 Vuelta	2:45.531	Esc. R.T.S.	KAWASAKI
4	99	ABELLAN GIL, JOSE MARIA	8	22:43.189	1 Vuelta	2:43.699	C.M. Epila	SIN MARCA
5	4	ARIE LORENTE, ADRIAN	8	23:45.949	1 Vuelta	2:48.938	C.M. Epila	KAWASAKI
6	16	BUENO GARCIA, HECTOR	7	23:15.120	2 Vueltas	3:09.777	Mc. Zuera	KAWASAKI
Prom-Juv								
1	91	FERRANDIS TORMOS, AITOR	9	23:29.423		2:33.944	Alcora Competició	KTM
2	17	OYARZABAL MORATE, AMETS	9	24:16.117	46.694	2:37.004	Mc. Gernika Off road	KTM
3	26	MASCARILLA GUIU, VALERI X	8	22:27.811	1 Vuelta	2:43.759	MC. Segre	KTM
4	24	URAIN MARTIN, ASIER	8	22:30.009	1 Vuelta	2:44.830	MC. Segre	YAMAHA
5	43	PALACIN INAZ, OHIAN	8	22:42.384	1 Vuelta	2:46.716	Mc. Zuera	SIN MARCA
6	1	MENE MANERO, NICOLAS	8	22:57.660	1 Vuelta	2:48.698	Tauste Mc.	KAWASAKI
7	49	RIBERA LOMBARTE, CESC	8	23:16.070	1 Vuelta	2:46.175	MC. Segre	KTM
8	5	LABENA BLASCO, ANDRES	8	24:30.911	1 Vuelta	3:01.801	Mc. Salvador	KTM
9	14	PRADAS RODRIGUEZ, SERGIC	7	25:05.493	2 Vueltas	3:18.690	Mc. Salvador	KAWASAKI
10	41	LARREN NIEVES, MIGUEL AN	6	24:06.733	3 Vueltas	3:49.731		

Margin of Victory	Avg. Speed	Best Lap Tm	Best Spd	Best Lap by
1:26.094	41,622	2:25.807	41,973	23 - MORANTINOS SUAREZ, IVA

Jefe de cronometraje Orbits

Provisional Los Comisarios Deportivos El Director de Carrera El Cronametrador

Definitiva Hora: Hora: Hora:





Zuera, Camp. Aragón MX

MX Promesas

L. Imaz, Zuera 1,700 km

Primera Manga

24/03/2013 11:45

Carrera (15:00 y 2 Vueltas) iniciado a 11:39:19

Lap	Lap Tm	Diff	Time of Day
(23) MORANTINOS SUAREZ, IVAN			
1			11:41:49.935
2	2:26.726	+0.919	11:44:16.661
3	2:26.843	+1.036	11:46:43.504
4	2:25.840	+0.033	11:49:09.344
5	2:26.046	+0.239	11:51:35.390
6	2:27.334	+1.527	11:54:02.724
7	2:25.807		11:56:28.531
8	2:26.140	+0.333	11:58:54.671
9	2:28.250	+2.443	12:01:22.921

Lap	Lap Tm	Diff	Time of Day
(91) FERRANDIS TORMOS, AITOR			
1			11:41:58.629
2	2:35.127	+1.183	11:44:33.756
3	2:35.275	+1.331	11:47:09.031
4	2:35.459	+1.515	11:49:44.490
5	2:34.586	+0.642	11:52:19.076
6	2:33.944		11:54:53.020
7	2:39.335	+5.391	11:57:32.355
8	2:36.367	+2.423	12:00:08.722
9	2:40.293	+6.349	12:02:49.015

Lap	Lap Tm	Diff	Time of Day
(17) OYARZABAL MORATE, AMETS			
1			11:42:03.081
2	2:37.004		11:44:40.085
3	2:47.429	+10.425	11:47:27.514
4	2:40.217	+3.213	11:50:07.731
5	2:41.729	+4.725	11:52:49.460
6	2:42.488	+5.484	11:55:31.948
7	2:40.659	+3.655	11:58:12.607
8	2:41.224	+4.220	12:00:53.831
9	2:41.878	+4.874	12:03:35.709

Lap	Lap Tm	Diff	Time of Day
(8) SAIZ OCHOA, DIEGO			
1			11:42:05.718
2	2:43.187	+2.881	11:44:48.905
3	2:40.306		11:47:29.211
4	2:56.436	+16.130	11:50:25.647
5	2:43.237	+2.931	11:53:08.884
6	2:45.297	+4.991	11:55:54.181
7	2:42.346	+2.040	11:58:36.527
8	2:44.253	+3.947	12:01:20.780
9	2:43.165	+2.859	12:04:03.945

Lap	Lap Tm	Diff	Time of Day
(26) MASCARILLA GUIU, VALERI XAVIER			
1			11:42:20.433
2	2:47.621	+3.862	11:45:08.054
3	2:43.759		11:47:51.813
4	2:48.948	+5.189	11:50:40.761
5	2:45.522	+1.763	11:53:26.283
6	2:46.827	+3.068	11:56:13.110
7	2:46.186	+2.427	11:58:59.296
8	2:48.107	+4.348	12:01:47.403

Lap	Lap Tm	Diff	Time of Day
(15) LLORENTE TOVAR, CRISTOBAL			
1			11:42:19.850
2	2:51.002	+5.471	11:45:10.852
3	2:45.766	+0.235	11:47:56.618
4	2:47.921	+2.390	11:50:44.539
5	2:46.895	+1.364	11:53:31.434
6	2:45.531		11:56:16.965
7	2:46.077	+0.546	11:59:03.042
8	2:45.925	+0.394	12:01:48.967

(24) URAIN MARTIN, ASIER			
---------------------------------	--	--	--

Lap	Lap Tm	Diff	Time of Day
1			11:42:21.647
2	2:51.771	+6.941	11:45:13.418
3	2:47.209	+2.379	11:48:00.627
4	2:44.830		11:50:45.457
5	2:47.118	+2.288	11:53:32.575
6	2:47.312	+2.482	11:56:19.887
7	2:44.872	+0.042	11:59:04.759
8	2:44.842	+0.012	12:01:49.601

Lap	Lap Tm	Diff	Time of Day
(43) PALACIN INAZ, OHIAN			
1			11:42:13.660
2	2:47.668	+0.952	11:45:01.328
3	2:47.099	+0.383	11:47:48.427
4	2:54.426	+7.710	11:50:42.853
5	2:46.716		11:53:29.569
6	2:50.717	+4.001	11:56:20.286
7	2:51.874	+5.158	11:59:12.160
8	2:49.816	+3.100	12:02:01.976


Lap	Lap Tm	Diff	Time of Day
(99) ABELLAN GIL, JOSE MARIA			
1			11:42:23.969
2	2:49.499	+5.800	11:45:13.468
3	2:50.053	+6.354	11:48:03.521
4	2:48.036	+4.337	11:50:51.557
5	2:43.699		11:53:35.256
6	2:46.167	+2.468	11:56:21.423
7	2:50.823	+7.124	11:59:12.246
8	2:50.535	+6.836	12:02:02.781

Lap	Lap Tm	Diff	Time of Day
(1) MENE MANERO, NICOLAS			
1			11:42:18.740
2	2:51.118	+2.420	11:45:09.858
3	2:49.727	+1.029	11:47:59.585
4	2:50.105	+1.407	11:50:49.690
5	2:48.698		11:53:38.388
6	2:55.150	+6.452	11:56:33.538
7	2:50.953	+2.255	11:59:24.491
8	2:52.761	+4.063	12:02:17.252

Lap	Lap Tm	Diff	Time of Day
(49) RIBERA LOMBARTE, CESC			
1			11:42:23.252
2	2:49.225	+3.050	11:45:12.477
3	2:50.655	+4.480	11:48:03.132
4	2:49.308	+3.133	11:50:52.440
5	2:46.175		11:53:38.615
6	2:50.882	+4.707	11:56:29.497
7	3:15.437	+29.262	11:59:44.934
8	2:50.728	+4.553	12:02:35.662

Lap	Lap Tm	Diff	Time of Day
(4) ARIE LORENTE, ADRIAN			
1			11:42:11.136
2	2:48.938		11:45:00.074
3	2:49.986	+1.048	11:47:50.060
4	2:51.018	+2.080	11:50:41.078
5	2:49.353	+0.415	11:53:30.431
6	2:59.648	+10.710	11:56:30.079
7	3:35.748	+46.810	12:00:05.827
8	2:59.714	+10.776	12:03:05.541

Lap	Lap Tm	Diff	Time of Day
(5) LABENA BLASCO, ANDRES			
1			11:42:31.710
2	3:03.478	+1.677	11:45:35.188
3	3:03.569	+1.768	11:48:38.757
4	3:01.801		11:51:40.558
5	3:02.433	+0.632	11:54:42.991
6	3:02.539	+0.738	11:57:45.530



Jefe de cronometraje

Orbits

Provisional

Los Comisarios Deportivos

El Director de Carrera

El Cronametrador

Definitiva

Hora:

Hora:

Hora:





Zuera, Camp. Aragón MX

Clasificado por vueltas

MX Promesas

L. Imaz, Zuera 1,700 km

Segunda Manga

24/03/2013 13:25

Carrera (15:00 y 2 Vueltas) iniciado a 13:30:59

Pos.	Nº	Nombre	Vts.	Total T°	Dif.	Mejor Tm	Club	Marca
Prom-Cad								
1	23	MORANTINOS SUAREZ, IVAN	9	22:21.399		2:27.447		
2	8	SAIZ OCHOA, DIEGO	9	24:50.927	2:29.528	2:43.365	C.M. Epila	KAWASAKI
3	15	LLORENTE TOVAR, CRISTOBA	8	22:28.192	1 Vuelta	2:44.875	Esc. R.T.S.	KAWASAKI
4	99	ABELLAN GIL, JOSE MARIA	8	23:06.882	1 Vuelta	2:48.829	C.M. Epila	SIN MARCA
5	16	BUENO GARCIA, HECTOR	7	24:40.056	2 Vueltas	3:19.178	Mc. Zuera	KAWASAKI
No clasificado								
NT	4	ARIE LORENTE, ADRIAN			NT		C.M. Epila	KAWASAKI
Prom-Juv								
1	91	FERRANDIS TORMOS, AITOR	9	23:52.506		2:37.387	Alcora Competició	KTM
2	17	OYARZABAL MORATE, AMETS	8	22:35.022	1 Vuelta	2:43.809	Mc. Gernika Off road	KTM
3	26	MASCARILLA GUIU, VALERI X	8	22:52.864	1 Vuelta	2:46.817	MC. Segre	KTM
4	24	URAIN MARTIN, ASIER	8	23:02.834	1 Vuelta	2:48.358	MC. Segre	YAMAHA
5	1	MENE MANERO, NICOLAS	8	23:51.033	1 Vuelta	2:49.552	Tauste Mc.	KAWASAKI
6	49	RIBERA LOMBARTE, CESC	8	23:56.589	1 Vuelta	2:50.640	MC. Segre	KTM
7	5	LABENA BLASCO, ANDRES	8	24:08.246	1 Vuelta	2:57.425	Mc. Salvador	KTM
8	43	PALACIN INAZ, OHIAN	7	23:02.903	2 Vueltas	2:55.892	Mc. Zuera	SIN MARCA
9	14	PRADAS RODRIGUEZ, SERGIC	7	26:17.490	2 Vueltas	3:27.235	Mc. Salvador	KAWASAKI
10	41	LARREN NIEVES, MIGUEL AN	6	23:55.408	3 Vueltas	3:50.667		

Margin of Victory	Avg. Speed	Best Lap Tm	Best Spd	Best Lap by
1:31.107	41,062	2:27.447	41,506	23 - MORANTINOS SUAREZ, IVA

Jefe de cronometraje Orbits

Provisional Definitiva

Los Comisarios Deportivos

Hora:

El Director de Carrera

Hora:

El Cronametrador

Hora:



Zuera, Camp. Aragón MX

MX Promesas

L. Imaz, Zuera 1,700 km

Segunda Manga

24/03/2013 13:25

Carrera (15:00 y 2 Vueltas) iniciado a 13:30:59

Lap	Lap Tm	Diff	Time of Day
(23) MORANTINOS SUAREZ, IVAN			
1			13:33:33.441
2	2:30.396	+2.949	13:36:03.837
3	2:27.550	+0.103	13:38:31.387
4	2:27.807	+0.360	13:40:59.194
5	2:27.447		13:43:26.641
6	2:29.349	+1.902	13:45:55.990
7	2:29.087	+1.640	13:48:25.077
8	2:27.912	+0.465	13:50:52.989
9	2:28.116	+0.669	13:53:21.105

Lap	Lap Tm	Diff	Time of Day
(91) FERRANDIS TORMOS, AITOR			
1			13:33:39.935
2	2:37.387		13:36:17.322
3	2:38.407	+1.020	13:38:55.729
4	2:37.541	+0.154	13:41:33.270
5	2:37.613	+0.226	13:44:10.883
6	2:40.074	+2.687	13:46:50.957
7	2:39.595	+2.208	13:49:30.552
8	2:39.700	+2.313	13:52:10.252
9	2:41.960	+4.573	13:54:52.212

Lap	Lap Tm	Diff	Time of Day
(8) SAIZ OCHOA, DIEGO			
1			13:33:54.288
2	2:45.140	+1.775	13:36:39.428
3	2:45.195	+1.830	13:39:24.623
4	2:43.886	+0.521	13:42:08.509
5	2:44.527	+1.162	13:44:53.036
6	2:43.853	+0.488	13:47:36.889
7	2:43.365		13:50:20.254
8	2:43.373	+0.008	13:53:03.627
9	2:47.006	+3.641	13:55:50.633

Lap	Lap Tm	Diff	Time of Day
(15) LLORENTE TOVAR, CRISTOBAL			
1			13:34:00.111
2	2:46.666	+1.791	13:36:46.777
3	2:46.955	+2.080	13:39:33.732
4	2:46.028	+1.153	13:42:19.760
5	2:50.965	+6.090	13:45:10.725
6	2:45.572	+0.697	13:47:56.297
7	2:46.726	+1.851	13:50:43.023
8	2:44.875		13:53:27.898

Lap	Lap Tm	Diff	Time of Day
(17) OYARZABAL MORATE, AMETS			
1			13:34:01.851
2	2:58.295	+14.486	13:37:00.146
3	2:45.124	+1.315	13:39:45.270
4	2:46.766	+2.957	13:42:32.036
5	2:43.809		13:45:15.845
6	2:46.771	+2.962	13:48:02.616
7	2:44.614	+0.805	13:50:47.230
8	2:47.498	+3.689	13:53:34.728

Lap	Lap Tm	Diff	Time of Day
(26) MASCARILLA GUIU, VALERI XAVIER			
1			13:33:59.090
2	2:53.784	+6.967	13:36:52.874
3	2:50.707	+3.890	13:39:43.581
4	2:50.633	+3.816	13:42:34.214
5	2:46.817		13:45:21.031
6	2:49.991	+3.174	13:48:11.022
7	2:50.225	+3.408	13:51:01.247
8	2:51.323	+4.506	13:53:52.570

Lap	Lap Tm	Diff	Time of Day
(24) URAIN MARTIN, ASIER			
1			13:34:10.263

Lap	Lap Tm	Diff	Time of Day
2	2:54.012	+5.654	13:37:04.275
3	2:51.376	+3.018	13:39:55.651
4	2:52.430	+4.072	13:42:48.081
5	2:48.358		13:45:36.439
6	2:48.766	+0.408	13:48:25.205
7	2:48.682	+0.324	13:51:13.887
8	2:48.653	+0.295	13:54:02.540

Lap	Lap Tm	Diff	Time of Day
(99) ABELLAN GIL, JOSE MARIA			
1			13:34:07.598
2	2:55.639	+6.810	13:37:03.237
3	2:51.563	+2.734	13:39:54.800
4	2:49.292	+0.463	13:42:44.092
5	2:51.623	+2.794	13:45:35.715
6	2:52.912	+4.083	13:48:28.627
7	2:49.132	+0.303	13:51:17.759
8	2:48.829		13:54:06.588

Lap	Lap Tm	Diff	Time of Day
(1) MENE MANERO, NICOLAS			
1			13:34:05.052
2	2:56.831	+7.279	13:37:01.883
3	3:22.309	+32.757	13:40:24.192
4	2:54.393	+4.841	13:43:18.585
5	2:53.250	+3.698	13:46:11.835
6	2:56.042	+6.490	13:49:07.877
7	2:53.310	+3.758	13:52:01.187
8	2:49.552		13:54:50.739

Lap	Lap Tm	Diff	Time of Day
(49) RIBERA LOMBARTE, CESC			
1			13:34:07.072
2	2:54.014	+3.374	13:37:01.086
3	2:53.244	+2.604	13:39:54.330
4	2:52.449	+1.809	13:42:46.779
5	2:50.640		13:45:37.419
6	2:56.345	+5.705	13:48:33.764
7	3:30.214	+39.574	13:52:03.978
8	2:52.317	+1.677	13:54:56.295

Lap	Lap Tm	Diff	Time of Day
(5) LABENA BLASCO, ANDRES			
1			13:34:09.877
2	2:58.841	+1.416	13:37:08.718
3	3:02.219	+4.794	13:40:10.937
4	3:01.876	+4.451	13:43:12.813
5	2:58.650	+1.225	13:46:11.463
6	2:58.559	+1.134	13:49:10.022
7	2:57.425		13:52:07.447
8	3:00.505	+3.080	13:55:07.952

Lap	Lap Tm	Diff	Time of Day
(43) PALACIN INAZ, OHIAN			
1			13:34:03.712
2	2:55.892		13:36:59.604
3	4:23.837	+1:27.945	13:41:23.441
4	3:09.317	+13.425	13:44:32.758
5	3:03.960	+8.068	13:47:36.718
6	3:14.367	+18.475	13:50:51.085
7	3:11.524	+15.632	13:54:02.609

Lap	Lap Tm	Diff	Time of Day
(16) BUENO GARCIA, HECTOR			
1			13:34:24.195
2	3:20.751	+1.573	13:37:44.946
3	3:23.115	+3.937	13:41:08.061
4	4:04.268	+45.090	13:45:12.329
5	3:19.178		13:48:31.507
6	3:22.818	+3.640	13:51:54.325
7	3:45.437	+26.259	13:55:39.762

Jefe de cronometraje

Orbits

Provisional

Los Comisarios Deportivos

El Director de Carrera

El Cronametrador

Definitiva

Hora:

Hora:

Hora:



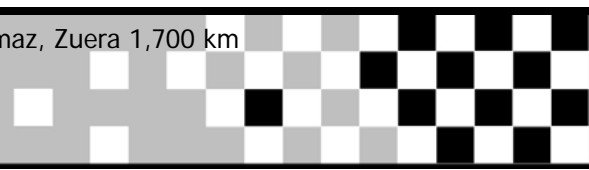


Zuera, Camp. Aragón MX

MX Promesas

L. Imaz, Zuera 1,700 km

Final MX Promesas



Pos.	Nº	Nombre	Total puntos	1ªM	2ªM	Club
Prom-Cad						
1	23	MORANTINOS SUAREZ, IVAN	50	25	25	
2	8	SAIZ OCHOA, DIEGO	44	22	22	C.M. Epila
3	15	LLORENTE TOVAR, CRISTOBAL	40	20	20	Esc. R.T.S.
4	99	ABELLAN GIL, JOSE MARIA	36	18	18	C.M. Epila
5	16	BUENO GARCIA, HECTOR	31	15	16	Mc. Zuera
6	4	ARIE LORENTE, ADRIAN	16	16	0	C.M. Epila
Prom-Juv						
1	91	FERRANDIS TORMOS, AITOR	50	25	25	Alcora Competició
2	17	OYARZABAL MORATE, AMETS	44	22	22	Mc. Gernika Off road
3	26	MASCARILLA GUIU, VALERI XAVIER	40	20	20	MC. Segre
4	24	URAIN MARTIN, ASIER	36	18	18	MC. Segre
5	1	MENE MANERO, NICOLAS	31	15	16	Tauste Mc.
6	43	PALACIN INAZ, OHIAN	29	16	13	Mc. Zuera
7	49	RIBERA LOMBARTE, CESC	29	14	15	MC. Segre
8	5	LABENA BLASCO, ANDRES	27	13	14	Mc. Salvador
9	14	PRADAS RODRIGUEZ, SERGIO	24	12	12	Mc. Salvador
10	41	LARREN NIEVES, MIGUEL ANGEL	22	11	11	

Jefe de cronometraje

Orbits

Provisional

Los Comisarios Deportivos

El Director de Carrera

El Cronametrador

Definitiva

Hora:

Hora:

Hora:





Zuera, Camp. Aragón MX

Clasificado por mejor tiempo de vuelta

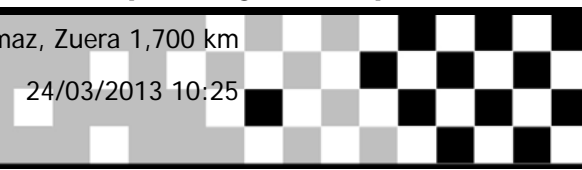
MX Alevín

L. Imaz, Zuera 1,700 km

Entrenos Oficiales

24/03/2013 10:25

Clasificación (10:00 Tiempo) iniciado a 10:21:33



Pos.	Nº	Nombre	Clase	Mejor Tm	Dif. resp. 1º	Total Tº	En Vuelta Club
1	199	ABELLAN GIL, EDGAR	Alevín	1:58.006		10:40.114	5 C.M. Epila
2	11	ALBISUA FUENTES, GILEN	Alevín	1:58.214	0.208	10:35.627	5 Mc. Aiala
3	12	SAEZ ZAPATA, FERMIN	Alevín	1:59.009	1.003	10:44.303	4 Tauste Mc.
4	95	ROSELL ROMERO, CARLES	Alevín	2:02.108	4.102	10:50.819	5 MC 3 Turons
5	9	CIUDAD DOMINGUEZ, HUGO	Alevín	2:02.373	4.367	10:48.407	5 Mc. Salvador
6	39	MONTAÑES PONZ, MARCOS	Alevín	2:07.313	9.307	4:34.271	2 Independiente
7	6	EMBID LATORRE, MANUEL	Alevín	2:07.495	9.489	11:24.042	5 Mc. Salvador
8	7	TORRIJO SIESO, DIEGO	Alevín	2:09.958	11.952	11:26.508	4 C.M. Epila
9	55	SANTIAGO VALLINAS, SAMUEL	Alevín	2:16.931	18.925	12:02.012	3 Tauste Mc.
10	17	CLAVER GIMENEZ, CRISTIAN	Alevín	2:23.264	25.258	10:34.968	3 Sinesponsor R

Jefe de cronometraje

Orbits

Provisional

Los Comisarios Deportivos

El Director de Carrera

El Cronametrador

Definitiva

Hora:

Hora:

Hora:





Zuera, Camp. Aragón MX

MX Alevin

L. Imaz, Zuera 1,700 km

Entrenos Oficiales

24/03/2013 10:25

Clasificación (10:00 Tiempo) iniciado a 10:21:33

Lap	Lap Tm	Diff	Time of Day
(199) ABELLAN GIL, EDGAR			
1			10:24:02.698
2	2:07.605	+9.599	10:26:10.303
3	2:05.728	+7.722	10:28:16.031
4	1:59.600	+1.594	10:30:15.631
5	1:58.006		10:32:13.637

Lap	Lap Tm	Diff	Time of Day
(11) ALBISUA FUENTES, GILEN			
1			10:24:01.266
2	2:07.974	+9.760	10:26:09.240
3	2:02.762	+4.548	10:28:12.002
4	1:58.934	+0.720	10:30:10.936
5	1:58.214		10:32:09.150

Lap	Lap Tm	Diff	Time of Day
(12) SAEZ ZAPATA, FERMIN			
1			10:23:59.633
2	2:04.346	+5.337	10:26:03.979
3	2:10.195	+11.186	10:28:14.174
4	1:59.009		10:30:13.183
5	2:04.643	+5.634	10:32:17.826

Lap	Lap Tm	Diff	Time of Day
(95) ROSELL ROMERO, CARLES			
1			10:24:06.105
2	2:07.874	+5.766	10:26:13.979
3	2:05.015	+2.907	10:28:18.994
4	2:03.240	+1.132	10:30:22.234
5	2:02.108		10:32:24.342

Lap	Lap Tm	Diff	Time of Day
(9) CIUDAD DOMINGUEZ, HUGO			
1			10:24:05.008
2	2:06.529	+4.156	10:26:11.537
3	2:05.220	+2.847	10:28:16.757
4	2:02.800	+0.427	10:30:19.557
5	2:02.373		10:32:21.930

Lap	Lap Tm	Diff	Time of Day
(39) MONTAÑES PONZ, MARCOS			
1			10:24:00.481
2	2:07.313		10:26:07.794

Lap	Lap Tm	Diff	Time of Day
(6) EMBID LATORRE, MANUEL			
1			10:24:13.551
2	2:15.435	+7.940	10:26:28.986
3	2:11.047	+3.552	10:28:40.033
4	2:10.037	+2.542	10:30:50.070
5	2:07.495		10:32:57.565

Lap	Lap Tm	Diff	Time of Day
(7) TORRIJO SIESO, DIEGO			
1			10:23:59.566
2	2:20.796	+10.838	10:26:20.362
3	2:18.411	+8.453	10:28:38.773
4	2:09.958		10:30:48.731
5	2:11.300	+1.342	10:33:00.031

Lap	Lap Tm	Diff	Time of Day
(55) SANTIAGO VALLINAS, SAMUEL			
1			10:24:19.957
2	2:22.508	+5.577	10:26:42.465
3	2:16.931		10:28:59.396
4	2:17.415	+0.484	10:31:16.811
5	2:18.724	+1.793	10:33:35.535

Lap	Lap Tm	Diff	Time of Day
(17) CLAVER GIMENEZ, CRISTIAN			
1			10:24:17.457
2	3:03.551	+40.287	10:27:21.008
3	2:23.264		10:29:44.272
4	2:24.219	+0.955	10:32:08.491

Jefe de cronometraje

Orbits

Provisional

Los Comisarios Deportivos

El Director de Carrera

El Cronametrador

Definitiva

Hora:

Hora:

Hora:





Zuera, Camp. Aragón MX

Clasificado por vueltas

MX Alevin

L. Imaz, Zuera 1,700 km

Primera Manga

24/03/2013 12:10

Carrera (10:00 y 1 Vueltas) iniciado a 12:06:34


Pos.	N°	Nombre	Vts.	Total T°	Dif.	Mejor Tm Club	Marca
Alevin							
1	12	SAEZ ZAPATA, FERMIN	7	13:48.786		1:56.002 Tauste Mc.	KTM
2	11	ALBISUA FUENTES, GILEN	7	13:50.715	1.929	1:56.038 Mc. Aiala	KTM
3	95	ROSELL ROMERO, CARLES	7	13:55.867	7.081	1:55.863 MC 3 Turons	KTM
4	199	ABELLAN GIL, EDGAR	7	14:35.625	46.839	1:55.312 C.M. Epila	SIN MARCA
5	6	EMBED LATORRE, MANUEL	7	14:38.468	49.682	1:59.091 Mc. Salvador	KTM
6	55	SANTIAGO VALLINAS, SAMUE	7	15:24.215	1:35.429	2:05.720 Tauste Mc.	KTM
7	7	TORRIJO SIESO, DIEGO	7	15:34.921	1:46.135	2:09.781 C.M. Epila	SIN MARCA
8	17	CLAVER GIMENEZ, CRISTIAN	7	15:41.752	1:52.966	2:09.600 Sinesponsor Racing	KTM
9	39	MONTAÑES PONZ, MARCOS	7	15:45.820	1:57.034	2:05.492 Independiente	KTM
10	9	CIUDAD DOMINGUEZ, HUGO	6	15:28.604	1 Vuelta	2:01.796 Mc. Salvador	KTM

Margin of Victory	Avg. Speed	Best Lap Tm	Best Spd	Best Lap by
1.929	51,690	1:55.312	53,073	199 - ABELLAN GIL, EDGAR

Jefe de cronometraje Orbits

Provisional Definitiva

Los Comisarios Deportivos Hora:	El Director de Carrera Hora:	El Cronametrador Hora:
------------------------------------	---------------------------------	---------------------------





Zuera, Camp. Aragón MX

MX Alevin

L. Imaz, Zuera 1,700 km

Primera Manga

24/03/2013 12:10

Carrera (10:00 y 1 Vueltas) iniciado a 12:06:34

Lap	Lap Tm	Diff	Time of Day
(12) SAEZ ZAPATA, FERMIN			
1			12:08:37.534
2	1:56.871	+0.869	12:10:34.405
3	1:59.859	+3.857	12:12:34.264
4	1:58.905	+2.903	12:14:33.169
5	1:56.002		12:16:29.171
6	1:56.509	+0.507	12:18:25.680
7	1:57.208	+1.206	12:20:22.888

Lap	Lap Tm	Diff	Time of Day
(11) ALBISUA FUENTES, GILEN			
1			12:08:42.821
2	1:57.920	+1.882	12:10:40.741
3	1:56.709	+0.671	12:12:37.450
4	1:57.063	+1.025	12:14:34.513
5	1:57.175	+1.137	12:16:31.688
6	1:56.038		12:18:27.726
7	1:57.091	+1.053	12:20:24.817

Lap	Lap Tm	Diff	Time of Day
(95) ROSELL ROMERO, CARLES			
1			12:08:43.752
2	1:58.909	+3.046	12:10:42.661
3	1:57.812	+1.949	12:12:40.473
4	1:55.863		12:14:36.336
5	1:58.218	+2.355	12:16:34.554
6	1:57.981	+2.118	12:18:32.535
7	1:57.434	+1.571	12:20:29.969

Lap	Lap Tm	Diff	Time of Day
(199) ABELLAN GIL, EDGAR			
1			12:09:22.926
2	1:57.475	+2.163	12:11:20.401
3	1:57.801	+2.489	12:13:18.202
4	1:57.833	+2.521	12:15:16.035
5	1:57.727	+2.415	12:17:13.762
6	2:00.653	+5.341	12:19:14.415
7	1:55.312		12:21:09.727

Lap	Lap Tm	Diff	Time of Day
(6) EMBID LATORRE, MANUEL			
1			12:08:50.981
2	2:08.326	+9.235	12:10:59.307
3	2:05.931	+6.840	12:13:05.238
4	2:04.211	+5.120	12:15:09.449
5	2:03.399	+4.308	12:17:12.848
6	2:00.631	+1.540	12:19:13.479
7	1:59.091		12:21:12.570

Lap	Lap Tm	Diff	Time of Day
(55) SANTIAGO VALLINAS, SAMUEL			
1			12:08:54.446
2	2:13.320	+7.600	12:11:07.766
3	2:09.794	+4.074	12:13:17.560
4	2:11.107	+5.387	12:15:28.667
5	2:12.045	+6.325	12:17:40.712
6	2:11.885	+6.165	12:19:52.597
7	2:05.720		12:21:58.317

Lap	Lap Tm	Diff	Time of Day
(7) TORRIJO SIESO, DIEGO			
1			12:09:04.704
2	2:10.041	+0.260	12:11:14.745
3	2:09.781		12:13:24.526
4	2:10.700	+0.919	12:15:35.226
5	2:12.669	+2.888	12:17:47.895
6	2:10.012	+0.231	12:19:57.907
7	2:11.116	+1.335	12:22:09.023

Lap	Lap Tm	Diff	Time of Day
(17) CLAVER GIMENEZ, CRISTIAN			
1			12:09:03.119

Lap	Lap Tm	Diff	Time of Day
2	2:16.705	+7.105	12:11:19.824
3	2:11.276	+1.676	12:13:31.100
4	2:09.892	+0.292	12:15:40.992
5	2:11.689	+2.089	12:17:52.681
6	2:13.573	+3.973	12:20:06.254
7	2:09.600		12:22:15.854

Lap	Lap Tm	Diff	Time of Day
(39) MONTAÑES PONZ, MARCOS			
1			12:09:21.823
2	2:05.985	+0.493	12:11:27.808
3	2:05.492		12:13:33.300
4	2:08.726	+3.234	12:15:42.026
5	2:12.161	+6.669	12:17:54.187
6	2:13.418	+7.926	12:20:07.605
7	2:12.317	+6.825	12:22:19.922

Lap	Lap Tm	Diff	Time of Day
(9) CIUDAD DOMINGUEZ, HUGO			
1			12:09:01.798
2	2:02.010	+0.214	12:11:03.808
3	2:01.796		12:13:05.604
4	4:40.394	+2:38.598	12:17:45.998
5	2:07.932	+6.136	12:19:53.930
6	2:08.776	+6.980	12:22:02.706

Jefe de cronometraje

Orbits

Provisional

Los Comisarios Deportivos

El Director de Carrera

El Cronametrador

Definitiva

Hora:

Hora:

Hora:





Zuera, Camp. Aragón MX

Clasificado por vueltas

MX Alevin

L. Imaz, Zuera 1,700 km

Segunda Manga

24/03/2013 13:55


Carrera (10:00 y 1 Vueltas) iniciado a 13:58:16

Pos.	N°	Nombre	Vts.	Total T°	Dif.	Mejor Tm Club	Marca
Alevin							
1	12	SAEZ ZAPATA, FERMIN	7	13:34.304		1:54.574 Tauste Mc.	KTM
2	95	ROSELL ROMERO, CARLES	7	14:10.241	35.937	1:56.432 MC 3 Turons	KTM
3	11	ALBISUA FUENTES, GILEN	7	14:12.031	37.727	1:53.941 Mc. Aiala	KTM
4	199	ABELLAN GIL, EDGAR	7	14:30.958	56.654	1:56.500 C.M. Epila	SIN MARCA
5	6	EMBED LATORRE, MANUEL	7	14:52.632	1:18.328	2:02.859 Mc. Salvador	KTM
6	39	MONTAÑES PONZ, MARCOS	7	15:15.934	1:41.630	2:06.698 Independiente	KTM
7	17	CLAVER GIMENEZ, CRISTIAN	7	15:35.459	2:01.155	2:11.028 Sinesponsor Racing	KTM
8	9	CIUDAD DOMINGUEZ, HUGO	6	14:15.113	1 Vuelta	2:10.478 Mc. Salvador	KTM
9	55	SANTIAGO VALLINAS, SAMUE	6	14:52.259	1 Vuelta	2:11.819 Tauste Mc.	KTM
No clasificado (75% = 6 Vueltas)							
NT	7	TORRIJO SIESO, DIEGO	3	7:37.259	NT	2:09.392 C.M. Epila	SIN MARCA

Margin of Victory	Avg. Speed	Best Lap Tm	Best Spd	Best Lap by
35.937	52,609	1:53.941	53,712	11 - ALBISUA FUENTES, GILEN

Jefe de cronometraje Orbits

<input type="checkbox"/> Provisional	Los Comisarios Deportivos	El Director de Carrera	El Cronametrador
<input type="checkbox"/> Definitiva	Hora:	Hora:	Hora:





Zuera, Camp. Aragón MX

MX Alevin

L. Imaz, Zuera 1,700 km

Segunda Manga

24/03/2013 13:55

Carrera (10:00 y 1 Vueltas) iniciado a 13:58:16

Lap	Lap Tm	Diff	Time of Day
(12) SAEZ ZAPATA, FERMIN			
1			14:00:16.459
2	1:54.574		14:02:11.033
3	1:55.908	+1.334	14:04:06.941
4	1:54.651	+0.077	14:06:01.592
5	1:55.281	+0.707	14:07:56.873
6	1:57.312	+2.738	14:09:54.185
7	1:56.377	+1.803	14:11:50.562

Lap	Lap Tm	Diff	Time of Day
(95) ROSELL ROMERO, CARLES			
1			14:00:25.243
2	1:56.432		14:02:21.675
3	1:59.363	+2.931	14:04:21.038
4	1:59.725	+3.293	14:06:20.763
5	2:01.661	+5.229	14:08:22.424
6	2:01.342	+4.910	14:10:23.766
7	2:02.733	+6.301	14:12:26.499

Lap	Lap Tm	Diff	Time of Day
(11) ALBISUA FUENTES, GILEN			
1			14:00:15.991
2	1:53.941		14:02:09.932
3	1:54.097	+0.156	14:04:04.029
4	1:56.452	+2.511	14:06:00.481
5	1:58.085	+4.144	14:07:58.566
6	1:56.735	+2.794	14:09:55.301
7	2:32.988	+39.047	14:12:28.289

Lap	Lap Tm	Diff	Time of Day
(199) ABELLAN GIL, EDGAR			
1			14:00:36.513
2	2:02.223	+5.723	14:02:38.736
3	2:00.702	+4.202	14:04:39.438
4	1:56.500		14:06:35.938
5	2:09.023	+12.523	14:08:44.961
6	2:02.329	+5.829	14:10:47.290
7	1:59.926	+3.426	14:12:47.216

Lap	Lap Tm	Diff	Time of Day
(6) EMBID LATORRE, MANUEL			
1			14:00:28.175
2	2:08.284	+5.425	14:02:36.459
3	2:08.917	+6.058	14:04:45.376
4	2:06.797	+3.938	14:06:52.173
5	2:05.313	+2.454	14:08:57.486
6	2:08.545	+5.686	14:11:06.031
7	2:02.859		14:13:08.890

Lap	Lap Tm	Diff	Time of Day
(39) MONTAÑES PONZ, MARCOS			
1			14:00:30.843
2	2:06.698		14:02:37.541
3	2:12.017	+5.319	14:04:49.558
4	2:10.263	+3.565	14:06:59.821
5	2:10.734	+4.036	14:09:10.555
6	2:09.622	+2.924	14:11:20.177
7	2:12.015	+5.317	14:13:32.192

Lap	Lap Tm	Diff	Time of Day
(17) CLAVER GIMENEZ, CRISTIAN			
1			14:00:40.026
2	2:11.059	+0.031	14:02:51.085
3	2:11.269	+0.241	14:05:02.354
4	2:11.397	+0.369	14:07:13.751
5	2:11.028		14:09:24.779
6	2:14.130	+3.102	14:11:38.909
7	2:12.808	+1.780	14:13:51.717

Lap	Lap Tm	Diff	Time of Day
(9) CIUDAD DOMINGUEZ, HUGO			
1			14:00:41.009

Lap	Lap Tm	Diff	Time of Day
2	2:56.572	+46.094	14:03:37.581
3	2:17.620	+7.142	14:05:55.201
4	2:10.478		14:08:05.679
5	2:14.091	+3.613	14:10:19.770
6	2:11.601	+1.123	14:12:31.371

Lap	Lap Tm	Diff	Time of Day
(55) SANTIAGO VALLINAS, SAMUEL			
1			14:01:56.066
2	2:18.756	+6.937	14:04:14.822
3	2:14.104	+2.285	14:06:28.926
4	2:11.819		14:08:40.745
5	2:14.434	+2.615	14:10:55.179
6	2:13.338	+1.519	14:13:08.517

Lap	Lap Tm	Diff	Time of Day
(7) TORRIJO SIESO, DIEGO			
1			14:00:26.176
2	2:09.392		14:02:35.568
3	3:17.949	+1:08.557	14:05:53.517

Jefe de cronometraje

Orbits

Provisional

Los Comisarios Deportivos

El Director de Carrera

El Cronametrador

Definitiva

Hora:

Hora:

Hora:



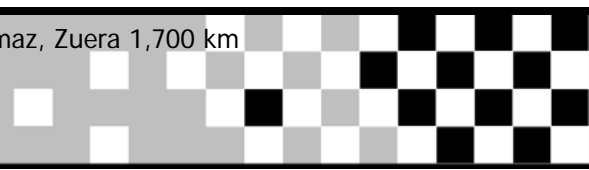


Zuera, Camp. Aragón MX

MX Alevin

L. Imaz, Zuera 1,700 km

Final Alevin



Pos.	Nº	Nombre	Total puntos	1ªM	2ªM	Club
1	12	SAEZ ZAPATA, FERMIN	50	25	25	Tauste Mc.
2	95	ROSELL ROMERO, CARLES	42	20	22	MC 3 Turons
3	11	ALBISUA FUENTES, GILEN	42	22	20	Mc. Aiala
4	199	ABELLAN GIL, EDGAR	36	18	18	C.M. Epila
5	6	EMBID LATORRE, MANUEL	32	16	16	Mc. Salvador
6	39	MONTAÑES PONZ, MARCOS	27	12	15	Independiente
7	55	SANTIAGO VALLINAS, SAMUEL	27	15	12	Tauste Mc.
8	17	CLAVER GIMENEZ, CRISTIAN	27	13	14	Sinesponsor Racing
9	9	CIUDAD DOMINGUEZ, HUGO	24	11	13	Mc. Salvador
10	7	TORRIJO SIESO, DIEGO	14	14	0	C.M. Epila

Jefe de cronometraje

Orbits

Provisional

Los Comisarios Deportivos

El Director de Carrera

El Cronametrador

Definitiva

Hora:

Hora:

Hora:

