



Robres, Camp. Aragón MX

Clasificado por mejor tiempo de vuelta

MX 1 / Veteranos

Robres 1,200 km

Entrenos Oficiales

13/11/2011 10:10

Clasificación (15:00 Tiempo) iniciado a 10:11:06

| Pos. | Nº | Name | Mejor Tm | Dif. 1º | En Vlt. | Club |
|------|-----|-----------------------------|----------|---------|---------|--------------------|
| MX-1 | | | | | | |
| 1 | 30 | TELLO SALAS, RAUL | 1:53.837 | | 5 | Esc. R.T.S. |
| 2 | 26 | MAZA HURTADO, RAMON | 1:54.342 | 0.505 | 7 | Mc. Monegros |
| 3 | 14 | BAZAN GODOY, HECTOR GABRIEL | 1:56.768 | 2.931 | 3 | Mc. Cerro Blanco |
| 4 | 74 | REY ALLUE, JUAN CARLOS | 1:57.327 | 3.490 | 4 | Sinesponsor Racing |
| 5 | 7 | FERNANDEZ GARCIA, CESAR | 1:57.412 | 3.575 | 8 | Sinesponsor Racing |
| 6 | 101 | FERRER COLOMINA, MANUEL | 2:00.344 | 6.507 | 4 | Sinesponsor Racing |
| 7 | 28 | MUGUERZA GUIRAL, JAVIER | 2:03.590 | 9.753 | 6 | Mc. Monegros |
| 8 | 46 | URZAY BAQUERO, VICTOR | 2:05.149 | 11.312 | 3 | A.D. Aragon Sport |
| 9 | 10 | GASCON ZAPATA, ARTURO | 2:06.991 | 13.154 | 3 | Esc. R.T.S. |
| 10 | 81 | CASADO GARCIA, LUIS | 2:09.758 | 15.921 | 6 | A.D.M. La Almunia |

Veteranos

| | | | | | | |
|---|-----|-------------------------------------|----------|-------|---|---------------|
| 1 | 4 | PEREZ CUEN, ANTONIO | 2:02.062 | | 4 | Esc. R.T.S. |
| 2 | 25 | LLUCH LIARTE, JUAN CARLOS | 2:04.249 | 2.187 | 3 | Mc. Zuera |
| 3 | 48 | MATEO PEREZ, OCTAVIO JOSE | 2:06.564 | 4.502 | 3 | Mc. Calatayud |
| 4 | 968 | CABRERA GUARDIOLA, FRANCISCO JAVIER | 2:06.725 | 4.663 | 7 | Mc. Fraga |

Jefe de cronometraje

Orbits

Provisional

Los Comisarios Deportivos

El Director de Carrera

El Cronametrador

Definitiva

Hora:

Hora:

Hora:






Robres, Camp. Aragón MX

Robres 1,200 km

13/11/2011 10:10



MX 1 / Veteranos

Entrenos Oficiales

Clasificación (15:00 Tiempo) iniciado a 10:11:06

| Lap | Lap Tm | Diff | Time of Day |
|-------------------------------|-----------------|---------|--------------|
| (30) TELLO SALAS, RAUL | | | |
| 1 | | | 10:14:05.294 |
| 2 | 2:09.075 | +15.238 | 10:16:14.369 |
| 3 | 1:55.723 | +1.886 | 10:18:10.092 |
| 4 | 1:54.751 | +0.914 | 10:20:04.843 |
| 5 | 1:53.837 | | 10:21:58.680 |
| 6 | 2:03.510 | +9.673 | 10:24:02.190 |
| 7 | 2:13.416 | +19.579 | 10:26:15.606 |

| Lap | Lap Tm | Diff | Time of Day |
|---------------------------------|-----------------|---------|--------------|
| (26) MAZA HURTADO, RAMON | | | |
| 1 | | | 10:14:01.161 |
| 2 | 1:58.736 | +4.394 | 10:15:59.897 |
| 3 | 1:55.961 | +1.619 | 10:17:55.858 |
| 4 | 2:12.712 | +18.370 | 10:20:08.570 |
| 5 | 1:55.655 | +1.313 | 10:22:04.225 |
| 6 | 2:12.025 | +17.683 | 10:24:16.250 |
| 7 | 1:54.342 | | 10:26:10.592 |

| Lap | Lap Tm | Diff | Time of Day |
|-----------------------------------------|-----------------|--------|--------------|
| (14) BAZAN GODOY, HECTOR GABRIEL | | | |
| 1 | | | 10:13:09.483 |
| 2 | 1:58.370 | +1.602 | 10:15:07.853 |
| 3 | 1:56.768 | | 10:17:04.621 |
| 4 | 1:57.911 | +1.143 | 10:19:02.532 |
| 5 | 1:59.063 | +2.295 | 10:21:01.595 |
| 6 | 1:57.742 | +0.974 | 10:22:59.337 |
| 7 | 1:57.320 | +0.552 | 10:24:56.657 |
| 8 | 1:56.948 | +0.180 | 10:26:53.605 |

| Lap | Lap Tm | Diff | Time of Day |
|------------------------------------|-----------------|---------|--------------|
| (74) REY ALLUE, JUAN CARLOS | | | |
| 1 | | | 10:13:22.571 |
| 2 | 2:01.453 | +4.126 | 10:15:24.024 |
| 3 | 2:01.138 | +3.811 | 10:17:25.162 |
| 4 | 1:57.327 | | 10:19:22.489 |
| 5 | 1:58.553 | +1.226 | 10:21:21.042 |
| 6 | 1:58.810 | +1.483 | 10:23:19.852 |
| 7 | 2:17.662 | +20.335 | 10:25:37.514 |
| 8 | 1:59.106 | +1.779 | 10:27:36.620 |

| Lap | Lap Tm | Diff | Time of Day |
|------------------------------------|-----------------|---------|--------------|
| (7) FERNANDEZ GARCIA, CESAR | | | |
| 1 | | | 10:13:14.774 |
| 2 | 1:58.097 | +0.685 | 10:15:12.871 |
| 3 | 2:17.389 | +19.977 | 10:17:30.260 |
| 4 | 1:59.109 | +1.697 | 10:19:29.369 |
| 5 | 1:59.903 | +2.491 | 10:21:29.272 |
| 6 | 1:57.816 | +0.404 | 10:23:27.088 |
| 7 | 1:57.505 | +0.093 | 10:25:24.593 |
| 8 | 1:57.412 | | 10:27:22.005 |

| Lap | Lap Tm | Diff | Time of Day |
|--------------------------------------|-----------------|---------|--------------|
| (101) FERRER COLOMINA, MANUEL | | | |
| 1 | | | 10:13:53.727 |
| 2 | 2:40.582 | +40.238 | 10:16:34.309 |
| 3 | 2:14.069 | +13.725 | 10:18:48.378 |
| 4 | 2:00.344 | | 10:20:48.722 |
| 5 | 2:12.825 | +12.481 | 10:23:01.547 |
| 6 | 2:01.270 | +0.926 | 10:25:02.817 |
| 7 | 2:03.431 | +3.087 | 10:27:06.248 |

| Lap | Lap Tm | Diff | Time of Day |
|--------------------------------|-----------------|--------|--------------|
| (4) PEREZ CUEN, ANTONIO | | | |
| 1 | | | 10:13:28.115 |
| 2 | 2:03.204 | +1.142 | 10:15:31.319 |
| 3 | 2:02.757 | +0.695 | 10:17:34.076 |
| 4 | 2:02.062 | | 10:19:36.138 |
| 5 | 2:02.140 | +0.078 | 10:21:38.278 |
| 6 | 2:02.136 | +0.074 | 10:23:40.414 |
| 7 | 2:02.199 | +0.137 | 10:25:42.613 |

| Lap | Lap Tm | Diff | Time of Day |
|-------------------------------------|-----------------|---------|--------------|
| 8 | 2:02.415 | +0.353 | 10:27:45.028 |
| (28) MUGUERZA GUIRAL, JAVIER | | | |
| 1 | | | 10:14:18.512 |
| 2 | 2:09.211 | +5.621 | 10:16:27.723 |
| 3 | 2:07.669 | +4.079 | 10:18:35.392 |
| 4 | 2:08.895 | +5.305 | 10:20:44.287 |
| 5 | 2:18.152 | +14.562 | 10:23:02.439 |
| 6 | 2:03.590 | | 10:25:06.029 |
| 7 | 2:30.264 | +26.674 | 10:27:36.293 |

| Lap | Lap Tm | Diff | Time of Day |
|---------------------------------------|-----------------|---------|--------------|
| (25) LLUCH LIARTE, JUAN CARLOS | | | |
| 1 | | | 10:14:26.166 |
| 2 | 2:05.604 | +1.355 | 10:16:31.770 |
| 3 | 2:04.249 | | 10:18:36.019 |
| 4 | 2:08.343 | +4.094 | 10:20:44.362 |
| 5 | 2:04.894 | +0.645 | 10:22:49.256 |
| 6 | 2:11.964 | +7.715 | 10:25:01.220 |
| 7 | 2:18.904 | +14.655 | 10:27:20.124 |

| Lap | Lap Tm | Diff | Time of Day |
|-----------------------------------|-----------------|---------|--------------|
| (46) URZAY BAQUERO, VICTOR | | | |
| 1 | | | 10:13:31.225 |
| 2 | 2:06.178 | +1.029 | 10:15:37.403 |
| 3 | 2:05.149 | | 10:17:42.552 |
| 4 | 2:06.099 | +0.950 | 10:19:48.651 |
| 5 | 2:07.151 | +2.002 | 10:21:55.802 |
| 6 | 2:33.412 | +28.263 | 10:24:29.214 |
| 7 | 2:05.826 | +0.677 | 10:26:35.040 |

| Lap | Lap Tm | Diff | Time of Day |
|---------------------------------------|-----------------|---------|--------------|
| (48) MATEO PEREZ, OCTAVIO JOSE | | | |
| 1 | | | 10:13:34.538 |
| 2 | 2:06.805 | +0.241 | 10:15:41.343 |
| 3 | 2:06.564 | | 10:17:47.907 |
| 4 | 2:08.130 | +1.566 | 10:19:56.037 |
| 5 | 2:41.219 | +34.655 | 10:22:37.256 |
| 6 | 2:48.772 | +42.208 | 10:25:26.028 |
| 7 | 2:08.007 | +1.443 | 10:27:34.035 |

| Lap | Lap Tm | Diff | Time of Day |
|--------------------------------------------------|-----------------|---------|--------------|
| (968) CABRERA GUARDIOLA, FRANCISCO JAVIER | | | |
| 1 | | | 10:13:36.447 |
| 2 | 2:09.887 | +3.162 | 10:15:46.334 |
| 3 | 2:10.670 | +3.945 | 10:17:57.004 |
| 4 | 2:09.715 | +2.990 | 10:20:06.719 |
| 5 | 2:32.099 | +25.374 | 10:22:38.818 |
| 6 | 2:12.899 | +6.174 | 10:24:51.717 |
| 7 | 2:06.725 | | 10:26:58.442 |

| Lap | Lap Tm | Diff | Time of Day |
|-----------------------------------|-----------------|---------|--------------|
| (10) GASCON ZAPATA, ARTURO | | | |
| 1 | | | 10:13:37.051 |
| 2 | 2:16.172 | +9.181 | 10:15:53.223 |
| 3 | 2:06.991 | | 10:18:00.214 |
| 4 | 2:11.935 | +4.944 | 10:20:12.149 |
| 5 | 2:08.962 | +1.971 | 10:22:21.111 |
| 6 | 2:09.452 | +2.461 | 10:24:30.563 |
| 7 | 2:20.680 | +13.689 | 10:26:51.243 |

| Lap | Lap Tm | Diff | Time of Day |
|---------------------------------|-----------------|---------|--------------|
| (81) CASADO GARCIA, LUIS | | | |
| 1 | | | 10:13:38.037 |
| 2 | 2:38.684 | +28.926 | 10:16:16.721 |
| 3 | 2:12.906 | +3.148 | 10:18:29.627 |
| 4 | 2:10.287 | +0.529 | 10:20:39.914 |
| 5 | 2:10.163 | +0.405 | 10:22:50.077 |
| 6 | 2:09.758 | | 10:24:59.835 |
| 7 | 2:27.995 | +18.237 | 10:27:27.830 |

Jefe de cronometraje

Orbits

Provisional

Los Comisarios Deportivos

El Director de Carrera

El Cronametrador

Definitiva

Hora:

Hora:

Hora:





Robres, Camp. Aragón MX

Clasificado por vueltas

MX 1 / Veteranos

Robres 1,200 km

Primera Manga

13/11/2011 11:45

Carrera (20:00 y 2 Vueltas) iniciado a 11:33:11

| Pos. | N° | Nombre | Vlts | Total T° | Dif. 1° | Mejor Tm Club | Marca |
|------------------|-----|------------------------------------|------|-----------|----------|---------------|--------------------|
| MX-1 | | | | | | | |
| 1 | 30 | TELLO SALAS, RAUL | 13 | 24:49.250 | | 1:52.382 | Esc. R.T.S. |
| 2 | 26 | MAZA HURTADO, RAMON | 13 | 25:39.987 | 50.737 | 1:55.619 | Mc. Monegros |
| 3 | 7 | FERNANDEZ GARCIA, CESAR | 13 | 25:43.523 | 54.273 | 1:56.822 | Sinesponsor Racing |
| 4 | 14 | BAZAN GODOY, HECTOR GABRIEL | 13 | 25:47.294 | 58.044 | 1:54.581 | Mc. Cerro Blanco |
| 5 | 74 | REY ALLUE, JUAN CARLOS | 13 | 25:57.022 | 1:07.772 | 1:58.066 | Sinesponsor Racing |
| 6 | 101 | FERRER COLOMINA, MANUEL | 12 | 25:07.598 | 1 Vuelta | 2:03.288 | Sinesponsor Racing |
| 7 | 28 | MUGUERZA GUIRAL, JAVIER | 12 | 25:09.044 | 1 Vuelta | 2:02.623 | Mc. Monegros |
| 8 | 46 | URZAY BAQUERO, VICTOR | 12 | 25:11.513 | 1 Vuelta | 2:04.038 | A.D. Aragon Sport |
| 9 | 81 | CASADO GARCIA, LUIS | 12 | 26:16.950 | 1 Vuelta | 2:07.946 | A.D.M. La Almunia |
| 10 | 10 | GASCON ZAPATA, ARTURO | 12 | 26:18.702 | 1 Vuelta | 2:04.125 | Esc. R.T.S. |
| Veteranos | | | | | | | |
| 1 | 4 | PEREZ CUEN, ANTONIO | 13 | 25:56.227 | | 1:58.118 | Esc. R.T.S. |
| 2 | 25 | LLUCH LIARTE, JUAN CARLOS | 12 | 24:52.018 | 1 Vuelta | 2:02.091 | Mc. Zuera |
| 3 | 968 | CABRERA GUARDIOLA, FRANCISCO JAVIE | 12 | 25:51.916 | 1 Vuelta | 2:06.509 | Mc. Fraga |
| 4 | 48 | MATEO PEREZ, OCTAVIO JOSE | 12 | 26:27.909 | 1 Vuelta | 2:08.939 | Mc. Calatayud |

| Margin of Victory | Avg. Speed | Best Lap Tm | Best Spd | Best Lap by |
|-------------------|------------|-------------|----------|------------------------|
| 50.737 | 37,710 | 1:52.382 | 38,440 | 30 - TELLO SALAS, RAUL |

Jefe de cronometraje

Provisional Definitiva

Los Comisarios Deportivos


El Director de Carrera

El Cronametrador

Hora:

Hora:

Hora:





Robres, Camp. Aragón MX

MX 1 / Veteranos

Robres 1,200 km

Primera Manga

13/11/2011 11:45

Carrera (20:00 y 2 Vueltas) iniciado a 11:33:11

| Lap | Lap Tm | Diff | Time of Day |
|-----|----------|---------|--------------|
| 9 | 2:13.025 | +4.086 | 11:52:47.299 |
| 10 | 2:16.514 | +7.575 | 11:55:03.813 |
| 11 | 2:15.639 | +6.700 | 11:57:19.452 |
| 12 | 2:20.162 | +11.223 | 11:59:39.614 |

| Lap | Lap Tm | Diff | Time of Day |
|-----|--------|------|-------------|
|-----|--------|------|-------------|

| Lap | Lap Tm | Diff | Time of Day |
|-----|--------|------|-------------|
|-----|--------|------|-------------|

Jefe de cronometraje

Orbits

Provisional

Los Comisarios Deportivos

El Director de Carrera

El Cronametrador

Definitiva

Hora:

Hora:

Hora:





Robres, Camp. Aragón MX

Clasificado por vueltas

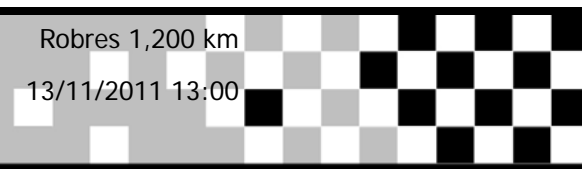
MX 1 / Veteranos

Robres 1,200 km

Segunda Manga

13/11/2011 13:00

Carrera (20:00 y 2 Vueltas) iniciado a 13:07:27



| Pos. | N° | Nombre | Vlts | Total T° | Dif. 1° | Mejor Tm Club | Marca |
|------|-----|-----------------------------|------|-----------|----------|---------------|--------------------|
| MX-1 | | | | | | | |
| 1 | 30 | TELLO SALAS, RAUL | 13 | 25:13.743 | | 1:54.478 | Esc. R.T.S. |
| 2 | 26 | MAZA HURTADO, RAMON | 13 | 25:42.627 | 28.884 | 1:55.627 | Mc. Monegros |
| 3 | 7 | FERNANDEZ GARCIA, CESAR | 13 | 25:44.056 | 30.313 | 1:57.381 | Sinesponsor Racing |
| 4 | 14 | BAZAN GODOY, HECTOR GABRIEL | 13 | 25:52.121 | 38.378 | 1:55.997 | Mc. Cerro Blanco |
| 5 | 74 | REY ALLUE, JUAN CARLOS | 13 | 26:10.571 | 56.828 | 1:58.826 | Sinesponsor Racing |
| 6 | 101 | FERRER COLOMINA, MANUEL | 12 | 25:33.103 | 1 Vuelta | 2:03.921 | Sinesponsor Racing |
| 7 | 46 | URZAY BAQUERO, VICTOR | 12 | 25:35.931 | 1 Vuelta | 2:05.376 | A.D. Aragon Sport |
| 8 | 28 | MUGUERZA GUIRAL, JAVIER | 12 | 25:37.081 | 1 Vuelta | 2:04.549 | Mc. Monegros |
| 9 | 81 | CASADO GARCIA, LUIS | 12 | 27:08.981 | 1 Vuelta | 2:09.820 | A.D.M. La Almunia |
| 10 | 10 | GASCON ZAPATA, ARTURO | 12 | 27:46.617 | 1 Vuelta | 2:07.599 | Esc. R.T.S. |

| | | | | | | | |
|-----------|-----|------------------------------------|----|-----------|----------|----------|---------------|
| Veteranos | | | | | | | |
| 1 | 25 | LLUCH LIARTE, JUAN CARLOS | 13 | 26:31.193 | | 2:01.165 | Mc. Zuera |
| 2 | 4 | PEREZ CUEN, ANTONIO | 13 | 26:32.087 | 0.894 | 2:00.970 | Esc. R.T.S. |
| 3 | 968 | CABRERA GUARDIOLA, FRANCISCO JAVIE | 12 | 26:24.850 | 1 Vuelta | 2:07.314 | Mc. Fraga |
| 4 | 48 | MATEO PEREZ, OCTAVIO JOSE | 12 | 26:52.376 | 1 Vuelta | 2:07.549 | Mc. Calatayud |

| Margin of Victory | Avg. Speed | Best Lap Tm | Best Spd | Best Lap by |
|-------------------|------------|-------------|----------|------------------------|
| 28.884 | 37,100 | 1:54.478 | 37,737 | 30 - TELLO SALAS, RAUL |

Jefe de cronometraje

Provisional Definitiva

Los Comisarios Deportivos


El Director de Carrera

El Cronametrador

Hora:

Hora:

Hora:





Robres, Camp. Aragón MX

Robres 1,200 km

13/11/2011 13:00

MX 1 / Veteranos

Segunda Manga

Carrera (20:00 y 2 Vueltas) iniciado a 13:07:27

| Lap | Lap Tm | Diff | Time of Day | Lap | Lap Tm | Diff | Time of Day | Lap | Lap Tm | Diff | Time of Day | | | | |
|-----------------------------------------|-----------------|---------|--------------|---------------------------------------|-----------------|--------|--------------|--------------------------------------------------|-----------------|---------|--------------|---------------------------------------|----------|---------|--------------|
| (30) TELLO SALAS, RAUL | | | | | | | | | | | | | | | |
| 1 | | | 13:09:20.909 | 5 | 2:00.410 | +1.584 | 13:17:28.667 | 12 | 2:08.003 | +2.627 | 13:33:03.429 | | | | |
| 2 | 1:54.597 | +0.119 | 13:11:15.506 | 6 | 2:00.460 | +1.634 | 13:19:29.127 | (28) MUGUERZA GUIRAL, JAVIER | | | | | | | |
| 3 | 1:56.636 | +2.158 | 13:13:12.142 | 7 | 2:00.490 | +1.664 | 13:21:29.617 | 1 | | | 13:09:34.999 | | | | |
| 4 | 1:54.651 | +0.173 | 13:15:06.793 | 8 | 2:00.712 | +1.886 | 13:23:30.329 | 2 | 2:05.683 | +1.134 | 13:11:40.682 | | | | |
| 5 | 1:54.478 | | 13:17:01.271 | 9 | 1:58.826 | | 13:25:29.155 | 3 | 2:06.211 | +1.662 | 13:13:46.893 | | | | |
| 6 | 1:56.620 | +2.142 | 13:18:57.891 | 10 | 1:59.744 | +0.918 | 13:27:28.899 | 4 | 2:04.549 | | 13:15:51.442 | | | | |
| 7 | 1:56.427 | +1.949 | 13:20:54.318 | 11 | 2:01.894 | +3.068 | 13:29:30.793 | 5 | 2:05.935 | +1.386 | 13:17:57.377 | | | | |
| 8 | 1:55.787 | +1.309 | 13:22:50.105 | 12 | 2:03.298 | +4.472 | 13:31:34.091 | 6 | 2:08.258 | +3.709 | 13:20:05.635 | | | | |
| 9 | 1:56.890 | +2.412 | 13:24:46.995 | 13 | 2:03.978 | +5.152 | 13:33:38.069 | 7 | 2:07.463 | +2.914 | 13:22:13.098 | | | | |
| 10 | 1:56.178 | +1.700 | 13:26:43.173 | (25) LLUCH LIARTE, JUAN CARLOS | | | | | | | | 8 | 2:12.027 | +7.478 | 13:24:25.125 |
| 11 | 1:59.249 | +4.771 | 13:28:42.422 | 1 | | | 13:09:33.069 | 9 | 2:09.590 | +5.041 | 13:26:34.715 | | | | |
| 12 | 1:59.140 | +4.662 | 13:30:41.562 | 2 | 2:03.897 | +2.732 | 13:11:36.966 | 10 | 2:10.933 | +6.384 | 13:28:45.648 | | | | |
| 13 | 1:59.679 | +5.201 | 13:32:41.241 | 3 | 2:02.587 | +1.422 | 13:13:39.553 | 11 | 2:08.181 | +3.632 | 13:30:53.829 | | | | |
| (26) MAZA HURTADO, RAMON | | | | | | | | | | | | 12 | 2:10.750 | +6.201 | 13:33:04.579 |
| 1 | | | 13:09:24.393 | 4 | 2:02.218 | +1.053 | 13:15:41.771 | (968) CABRERA GUARDIOLA, FRANCISCO JAVIER | | | | | | | |
| 2 | 1:56.367 | +0.740 | 13:11:20.760 | 5 | 2:03.131 | +1.966 | 13:17:44.902 | 1 | | | 13:09:44.798 | | | | |
| 3 | 1:55.627 | | 13:13:16.387 | 6 | 2:01.165 | | 13:19:46.067 | 2 | 2:09.937 | +2.623 | 13:11:54.735 | | | | |
| 4 | 1:55.979 | +0.352 | 13:15:12.366 | 7 | 2:01.695 | +0.530 | 13:21:47.762 | 3 | 2:09.005 | +1.691 | 13:14:03.740 | | | | |
| 5 | 1:56.094 | +0.467 | 13:17:08.460 | 8 | 2:01.552 | +0.387 | 13:23:49.314 | 4 | 2:07.314 | | 13:16:11.054 | | | | |
| 6 | 1:58.214 | +2.587 | 13:19:06.674 | 9 | 2:01.803 | +0.638 | 13:25:51.117 | 5 | 2:08.901 | +1.587 | 13:18:19.955 | | | | |
| 7 | 2:00.518 | +4.891 | 13:21:07.192 | 10 | 2:02.348 | +1.183 | 13:27:53.465 | 6 | 2:09.474 | +2.160 | 13:20:29.429 | | | | |
| 8 | 2:02.331 | +6.704 | 13:23:09.523 | 11 | 2:02.425 | +1.260 | 13:29:55.890 | 7 | 2:12.036 | +4.722 | 13:22:41.465 | | | | |
| 9 | 1:59.888 | +4.261 | 13:25:09.411 | 12 | 2:01.535 | +0.370 | 13:31:57.425 | 8 | 2:12.856 | +5.542 | 13:24:54.321 | | | | |
| 10 | 2:00.585 | +4.958 | 13:27:09.996 | 13 | 2:01.266 | +0.101 | 13:33:58.691 | 9 | 2:07.934 | +0.620 | 13:27:02.255 | | | | |
| 11 | 2:00.453 | +4.826 | 13:29:10.449 | (4) PEREZ CUEN, ANTONIO | | | | | | | | 10 | 2:16.610 | +9.296 | 13:29:18.865 |
| 12 | 1:59.479 | +3.852 | 13:31:09.928 | 1 | | | 13:09:33.887 | 11 | 2:12.166 | +4.852 | 13:31:31.031 | | | | |
| 13 | 2:00.197 | +4.570 | 13:33:10.125 | 2 | 2:04.558 | +3.588 | 13:11:38.445 | 12 | 2:21.317 | +14.003 | 13:33:52.348 | | | | |
| (7) FERNANDEZ GARCIA, CESAR | | | | | | | | | | | | (48) MATEO PEREZ, OCTAVIO JOSE | | | |
| 1 | | | 13:09:27.470 | 3 | 2:01.641 | +0.671 | 13:13:40.086 | 1 | | | 13:09:39.397 | | | | |
| 2 | 1:59.324 | +1.943 | 13:11:26.794 | 4 | 2:01.896 | +0.926 | 13:15:41.982 | 2 | 2:11.692 | +4.143 | 13:11:51.089 | | | | |
| 3 | 1:59.750 | +2.369 | 13:13:26.544 | 5 | 2:03.479 | +2.509 | 13:17:45.461 | 3 | 2:07.549 | | 13:13:58.638 | | | | |
| 4 | 1:58.961 | +1.580 | 13:15:25.505 | 6 | 2:02.067 | +1.097 | 13:19:47.528 | 4 | 2:08.901 | +1.352 | 13:16:07.539 | | | | |
| 5 | 1:58.615 | +1.234 | 13:17:24.120 | 7 | 2:01.743 | +0.773 | 13:21:49.271 | 5 | 2:10.320 | +2.771 | 13:18:17.859 | | | | |
| 6 | 1:58.451 | +1.070 | 13:19:22.571 | 8 | 2:00.970 | | 13:23:50.241 | 6 | 2:10.750 | +3.201 | 13:20:28.609 | | | | |
| 7 | 2:00.200 | +2.819 | 13:21:22.771 | 9 | 2:02.064 | +1.094 | 13:25:52.305 | 7 | 2:12.110 | +4.561 | 13:22:40.719 | | | | |
| 8 | 1:58.378 | +0.997 | 13:23:21.149 | 10 | 2:01.867 | +0.897 | 13:27:54.172 | 8 | 2:12.998 | +5.449 | 13:24:53.717 | | | | |
| 9 | 1:57.381 | | 13:25:18.530 | 11 | 2:02.382 | +1.412 | 13:29:56.554 | 9 | 2:17.211 | +9.662 | 13:27:10.928 | | | | |
| 10 | 1:58.539 | +1.158 | 13:27:17.069 | 12 | 2:01.435 | +0.465 | 13:31:57.989 | 10 | 2:25.582 | +18.033 | 13:29:36.510 | | | | |
| 11 | 1:58.349 | +0.968 | 13:29:15.418 | 13 | 2:01.596 | +0.626 | 13:33:59.585 | 11 | 2:22.691 | +15.142 | 13:31:59.201 | | | | |
| 12 | 1:58.608 | +1.227 | 13:31:14.026 | (101) FERRER COLOMINA, MANUEL | | | | | | | | 12 | 2:20.673 | +13.124 | 13:34:19.874 |
| 13 | 1:57.528 | +0.147 | 13:33:11.554 | 1 | | | 13:09:40.786 | (81) CASADO GARCIA, LUIS | | | | | | | |
| (14) BAZAN GODOY, HECTOR GABRIEL | | | | | | | | | | | | 1 | | | 13:09:46.845 |
| 1 | | | 13:09:25.067 | 2 | 2:06.796 | +2.875 | 13:11:47.582 | 2 | 2:12.299 | +2.479 | 13:11:59.144 | | | | |
| 2 | 1:56.737 | +0.740 | 13:11:21.804 | 3 | 2:04.344 | +0.423 | 13:13:51.926 | 3 | 2:10.848 | +1.028 | 13:14:09.992 | | | | |
| 3 | 1:56.497 | +0.500 | 13:13:18.301 | 4 | 2:04.611 | +0.690 | 13:15:56.537 | 4 | 2:09.820 | | 13:16:19.812 | | | | |
| 4 | 1:55.997 | | 13:15:14.298 | 5 | 2:03.921 | | 13:18:00.458 | 5 | 2:10.198 | +0.378 | 13:18:30.010 | | | | |
| 5 | 1:57.090 | +1.093 | 13:17:11.388 | 6 | 2:05.688 | +1.767 | 13:20:06.146 | 6 | 2:09.901 | +39.311 | 13:21:19.141 | | | | |
| 6 | 1:57.460 | +1.463 | 13:19:08.848 | 7 | 2:07.534 | +3.613 | 13:22:13.680 | 7 | 2:17.294 | +7.474 | 13:23:36.435 | | | | |
| 7 | 2:07.109 | +11.112 | 13:21:15.957 | 8 | 2:12.668 | +8.747 | 13:24:26.348 | 8 | 2:10.286 | +0.466 | 13:25:46.721 | | | | |
| 8 | 1:59.708 | +3.711 | 13:23:15.665 | 9 | 2:08.856 | +4.935 | 13:26:35.204 | 9 | 2:13.834 | +4.014 | 13:28:00.555 | | | | |
| 9 | 2:00.641 | +4.644 | 13:25:16.306 | 10 | 2:09.724 | +5.803 | 13:28:44.928 | 10 | 2:10.144 | +0.324 | 13:30:10.699 | | | | |
| 10 | 1:59.068 | +3.071 | 13:27:15.374 | 11 | 2:06.837 | +2.916 | 13:30:51.765 | 11 | 2:12.820 | +3.000 | 13:32:23.519 | | | | |
| 11 | 2:01.521 | +5.524 | 13:29:16.895 | 12 | 2:08.836 | +4.915 | 13:33:00.601 | 12 | 2:12.960 | +3.140 | 13:34:36.479 | | | | |
| 12 | 2:00.688 | +4.691 | 13:31:17.583 | (46) URZAY BAQUERO, VICTOR | | | | | | | | (10) GASCON ZAPATA, ARTURO | | | |
| 13 | 2:02.036 | +6.039 | 13:33:19.619 | 1 | | | 13:09:39.892 | 1 | | | 13:09:48.188 | | | | |
| (74) REY ALLUE, JUAN CARLOS | | | | | | | | | | | | 2 | 2:20.759 | +13.160 | 13:12:08.947 |
| 1 | | | 13:09:29.210 | 2 | 2:05.376 | | 13:11:45.268 | 3 | 2:07.599 | | 13:14:16.546 | | | | |
| 2 | 1:59.763 | +0.937 | 13:11:28.973 | 3 | 2:05.682 | +0.306 | 13:13:50.950 | 4 | 2:08.737 | +1.138 | 13:16:25.283 | | | | |
| 3 | 1:59.328 | +0.502 | 13:13:28.301 | 4 | 2:07.245 | +1.869 | 13:15:58.195 | 5 | 2:11.044 | +3.445 | 13:18:36.327 | | | | |
| 4 | 1:59.956 | +1.130 | 13:15:28.257 | 5 | 2:09.220 | +3.844 | 13:18:07.415 | 6 | 2:24.587 | +16.988 | 13:21:00.914 | | | | |

Jefe de cronometraje

Orbits

 Provisional

Los Comisarios Deportivos

El Director de Carrera

El Cronometrador

 Definitiva

Hora:

Hora:

Hora:



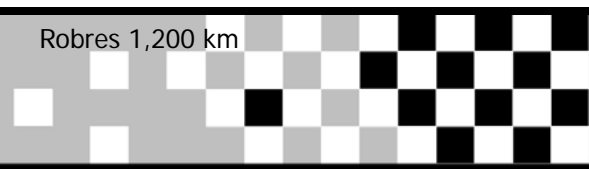


Robres, Camp. Aragón MX

MX 1 / Veteranos

Robres 1,200 km

Final MX1/Veteranos



| Pos. | Nº | Nombre | T. puntos | 1ª C | 2ª C | Club | Marca |
|------------------|-----|-------------------------------------|-----------|------|------|--------------------|-------|
| MX-1 | | | | | | | |
| 1 | 30 | TELLO SALAS, RAUL | 50 | 25 | 25 | Esc. R.T.S. | |
| 2 | 26 | MAZA HURTADO, RAMON | 44 | 22 | 22 | Mc. Monegros | |
| 3 | 7 | FERNANDEZ GARCIA, CESAR | 40 | 20 | 20 | Sinesponsor Racing | |
| 4 | 14 | BAZAN GODOY, HECTOR GABRIEL | 36 | 18 | 18 | Mc. Cerro Blanco | |
| 5 | 74 | REY ALLUE, JUAN CARLOS | 32 | 16 | 16 | Sinesponsor Racing | |
| 6 | 101 | FERRER COLOMINA, MANUEL | 30 | 15 | 15 | Sinesponsor Racing | |
| 7 | 46 | URZAY BAQUERO, VICTOR | 27 | 13 | 14 | A.D. Aragon Sport | |
| 8 | 28 | MUGUERZA GUIRAL, JAVIER | 27 | 14 | 13 | Mc. Monegros | |
| 9 | 81 | CASADO GARCIA, LUIS | 24 | 12 | 12 | A.D.M. La Almunia | |
| 10 | 10 | GASCON ZAPATA, ARTURO | 22 | 11 | 11 | Esc. R.T.S. | |
| Veteranos | | | | | | | |
| 1 | 25 | LLUCH LIARTE, JUAN CARLOS | 47 | 22 | 25 | Mc. Zuera | |
| 2 | 4 | PEREZ CUEN, ANTONIO | 47 | 25 | 22 | Esc. R.T.S. | |
| 3 | 968 | CABRERA GUARDIOLA, FRANCISCO JAVIER | 40 | 20 | 20 | Mc. Fraga | |
| 4 | 48 | MATEO PEREZ, OCTAVIO JOSE | 36 | 18 | 18 | Mc. Calatayud | |

Jefe de cronometraje

Orbits

Provisional

Los Comisarios Deportivos

El Director de Carrera

El Cronametrador

Definitiva

Hora:

Hora:

Hora:





Robres, Camp. Aragón MX

MX 1 / Veteranos

Robres 1,200 km

Segunda Manga

13/11/2011 13:00

Carrera (20:00 y 2 Vueltas) iniciado a 13:07:27

| Lap | Lap Tm | Diff | Time of Day |
|-----|----------|---------|--------------|
| 8 | 2:16.481 | +8.882 | 13:25:53.441 |
| 9 | 2:12.346 | +4.747 | 13:28:05.787 |
| 10 | 2:14.698 | +7.099 | 13:30:20.485 |
| 11 | 2:09.234 | +1.635 | 13:32:29.719 |
| 12 | 2:44.396 | +36.797 | 13:35:14.115 |

| Lap | Lap Tm | Diff | Time of Day |
|-----|--------|------|-------------|
|-----|--------|------|-------------|

| Lap | Lap Tm | Diff | Time of Day |
|-----|--------|------|-------------|
|-----|--------|------|-------------|

Jefe de cronometraje

Orbits

Provisional

Los Comisarios Deportivos

El Director de Carrera

El Cronametrador

Definitiva

Hora:

Hora:

Hora:





Robres, Camp. Aragón MX

Clasificado por mejor tiempo de vuelta

MX 2

Robres 1,200 km

Entrenos Oficiales

13/11/2011 09:30

Clasificación (15:00 Tiempo) iniciado a 9:32:05

| Pos. | N° | Name | Mejor Tm | Dif. 1° | En Vlt. | Club |
|------|-----|---------------------------|----------|---------|---------|-----------------------|
| 1 | 31 | VILLAVERDE MARIN, ADRIAN | 1:52.307 | | 3 | Mc. Zuera |
| 2 | 37 | LOPEZ GADEA, ALEJANDRO | 1:53.165 | 0.858 | 7 | Tauste Mc. |
| 3 | 98 | VALERA RODRIGUEZ, SERGIO | 1:55.429 | 3.122 | 4 | Mc. Villa de Utrillas |
| 4 | 55 | CHUECA GOMEZ, VICTOR | 1:56.637 | 4.330 | 4 | Mc La Molilla |
| 5 | 80 | BELLIDO PARDO, FERNANDO | 1:57.255 | 4.948 | 7 | Tauste Mc. |
| 6 | 5 | RAUFAST PARDO, RICARDO | 1:58.488 | 6.181 | 4 | Mc. Zuera |
| 7 | 224 | ARMENGOL OLIVA, JORGE | 1:58.986 | 6.679 | 6 | Mc. Bajo Aragón |
| 8 | 60 | URGEL HERNANDO, AARON | 2:00.308 | 8.001 | 7 | Mc. Calatayud |
| 9 | 35 | PRADO CORRALES, SANTOS | 2:00.407 | 8.100 | 6 | Mc. Cerro Blanco |
| 10 | 28 | MUÑOZ VILLUENDAS, VALENTI | 2:02.546 | 10.239 | 6 | Mc. Villa de Utrillas |
| 11 | 111 | ESPALLARGAS GIL, JESUS | 2:04.015 | 11.708 | 4 | Mc. Bajo Aragón |
| 12 | 32 | GREGORIO GABARRE, LORENZO | 2:04.039 | 11.732 | 4 | Pm. Oscense |
| 13 | 95 | MORENO ARROYO, VICTOR | 2:04.646 | 12.339 | 3 | Tauste Mc. |
| 14 | 33 | MUNERA LORIENTE, SERGIO | 2:04.766 | 12.459 | 5 | Pm. Oscense |
| 15 | 88 | GARCIA MIÑES, JAVIER | 2:09.384 | 17.077 | 6 | Tauste Mc. |

Jefe de cronometraje

Orbits

Provisional

Los Comisarios Deportivos

El Director de Carrera

El Cronametrador

Definitiva

Hora:

Hora:

Hora:





Robres, Camp. Aragón MX

MX 2

Robres 1,200 km

Entrenos Oficiales

13/11/2011 09:30

Clasificación (15:00 Tiempo) iniciado a 9:32:05

| Lap | Lap Tm | Diff | Time of Day |
|--------------------------------------|-----------------|---------|-------------|
| (31) VILLAVERDE MARIN, ADRIAN | | | |
| 1 | | | 9:35:02.814 |
| 2 | 2:00.417 | +8.110 | 9:37:03.231 |
| 3 | 1:52.307 | | 9:38:55.538 |
| 4 | 2:17.256 | +24.949 | 9:41:12.794 |
| 5 | 2:10.965 | +18.658 | 9:43:23.759 |
| 6 | 1:52.788 | +0.481 | 9:45:16.547 |
| 7 | 2:10.555 | +18.248 | 9:47:27.102 |

| Lap | Lap Tm | Diff | Time of Day |
|------------------------------------|-----------------|-----------|-------------|
| (37) LOPEZ GADEA, ALEJANDRO | | | |
| 1 | | | 9:35:38.285 |
| 2 | 1:59.294 | +6.129 | 9:37:37.579 |
| 3 | 1:57.527 | +4.362 | 9:39:35.106 |
| 4 | 3:18.791 | +1:25.626 | 9:42:53.897 |
| 5 | 1:53.352 | +0.187 | 9:44:47.249 |
| 6 | 2:17.565 | +24.400 | 9:47:04.814 |
| 7 | 1:53.165 | | 9:48:57.979 |

| Lap | Lap Tm | Diff | Time of Day |
|--------------------------------------|-----------------|--------|-------------|
| (98) VALERA RODRIGUEZ, SERGIO | | | |
| 1 | | | 9:34:34.803 |
| 2 | 1:59.517 | +4.088 | 9:36:34.320 |
| 3 | 1:56.155 | +0.726 | 9:38:30.475 |
| 4 | 1:55.429 | | 9:40:25.904 |
| 5 | 1:57.268 | +1.839 | 9:42:23.172 |
| 6 | 1:56.102 | +0.673 | 9:44:19.274 |
| 7 | 1:56.586 | +1.157 | 9:46:15.860 |
| 8 | 1:56.532 | +1.103 | 9:48:12.392 |

| Lap | Lap Tm | Diff | Time of Day |
|----------------------------------|-----------------|--------|-------------|
| (55) CHUECA GOMEZ, VICTOR | | | |
| 1 | | | 9:36:09.199 |
| 2 | 1:59.154 | +2.517 | 9:38:08.353 |
| 3 | 2:00.181 | +3.544 | 9:40:08.534 |
| 4 | 1:56.637 | | 9:42:05.171 |
| 5 | 1:59.955 | +3.318 | 9:44:05.126 |
| 6 | 2:02.110 | +5.473 | 9:46:07.236 |
| 7 | 2:00.973 | +4.336 | 9:48:08.209 |

| Lap | Lap Tm | Diff | Time of Day |
|-------------------------------------|-----------------|---------|-------------|
| (80) BELLIDO PARDO, FERNANDO | | | |
| 1 | | | 9:35:49.581 |
| 2 | 2:03.876 | +6.621 | 9:37:53.457 |
| 3 | 2:11.500 | +14.245 | 9:40:04.957 |
| 4 | 1:58.169 | +0.914 | 9:42:03.126 |
| 5 | 2:19.848 | +22.593 | 9:44:22.974 |
| 6 | 2:35.897 | +38.642 | 9:46:58.871 |
| 7 | 1:57.255 | | 9:48:56.126 |

| Lap | Lap Tm | Diff | Time of Day |
|-----------------------------------|-----------------|-----------|-------------|
| (5) RAUFAST PARDO, RICARDO | | | |
| 1 | | | 9:34:51.261 |
| 2 | 1:47.326 | -11.161 | 9:36:38.588 |
| 3 | 5:04.340 | +3:05.852 | 9:41:42.928 |
| 4 | 1:58.488 | | 9:43:41.416 |
| 5 | 3:22.237 | +1:23.749 | 9:47:03.653 |
| 6 | 2:22.546 | +24.058 | 9:49:26.199 |

| Lap | Lap Tm | Diff | Time of Day |
|------------------------------------|-----------------|---------|-------------|
| (224) ARMENGOL OLIVA, JORGE | | | |
| 1 | | | 9:37:16.183 |
| 2 | 2:05.567 | +6.581 | 9:39:21.750 |
| 3 | 2:00.794 | +1.808 | 9:41:22.544 |
| 4 | 2:20.387 | +21.401 | 9:43:42.931 |
| 5 | 2:09.278 | +10.292 | 9:45:52.209 |
| 6 | 1:58.986 | | 9:47:51.195 |

| Lap | Lap Tm | Diff | Time of Day |
|-----------------------------------|----------|--------|-------------|
| (60) URGEL HERNANDO, AARON | | | |
| 1 | | | 9:36:17.898 |
| 2 | 2:08.132 | +7.824 | 9:38:26.030 |

| Lap | Lap Tm | Diff | Time of Day |
|-----|-----------------|--------|-------------|
| 3 | 2:05.367 | +5.059 | 9:40:31.397 |
| 4 | 2:01.522 | +1.214 | 9:42:32.919 |
| 5 | 2:00.790 | +0.482 | 9:44:33.709 |
| 6 | 2:00.563 | +0.255 | 9:46:34.272 |
| 7 | 2:00.308 | | 9:48:34.580 |

| Lap | Lap Tm | Diff | Time of Day |
|------------------------------------|-----------------|---------|-------------|
| (35) PRADO CORRALES, SANTOS | | | |
| 1 | | | 9:34:51.262 |
| 2 | 2:02.358 | +1.951 | 9:36:53.620 |
| 3 | 2:39.804 | +39.397 | 9:39:33.424 |
| 4 | 2:03.282 | +2.875 | 9:41:36.706 |
| 5 | 2:01.989 | +1.582 | 9:43:38.695 |
| 6 | 2:00.407 | | 9:45:39.102 |
| 7 | 2:13.972 | +13.565 | 9:47:53.074 |

| Lap | Lap Tm | Diff | Time of Day |
|---------------------------------------|-----------------|--------|-------------|
| (28) MUÑOZ VILLUENDAS, VALENTI | | | |
| 1 | | | 9:37:36.685 |
| 2 | 2:10.164 | +7.618 | 9:39:46.849 |
| 3 | 2:08.666 | +6.120 | 9:41:55.515 |
| 4 | 2:05.802 | +3.256 | 9:44:01.317 |
| 5 | 2:05.403 | +2.857 | 9:46:06.720 |
| 6 | 2:02.546 | | 9:48:09.266 |

| Lap | Lap Tm | Diff | Time of Day |
|-------------------------------------|-----------------|--------|-------------|
| (111) ESPALLARGAS GIL, JESUS | | | |
| 1 | | | 9:37:44.317 |
| 2 | 2:11.150 | +7.135 | 9:39:55.467 |
| 3 | 2:04.490 | +0.475 | 9:41:59.957 |
| 4 | 2:04.015 | | 9:44:03.972 |
| 5 | 2:08.773 | +4.758 | 9:46:12.745 |
| 6 | 2:07.640 | +3.625 | 9:48:20.385 |

| Lap | Lap Tm | Diff | Time of Day |
|---------------------------------------|-----------------|-----------|-------------|
| (32) GREGORIO GABARRE, LORENZO | | | |
| 1 | | | 9:35:36.611 |
| 2 | 2:06.576 | +2.537 | 9:37:43.187 |
| 3 | 2:04.397 | +0.358 | 9:39:47.584 |
| 4 | 2:04.039 | | 9:41:51.623 |
| 5 | 2:04.885 | +0.846 | 9:43:56.508 |
| 6 | 3:34.414 | +1:30.375 | 9:47:30.922 |

| Lap | Lap Tm | Diff | Time of Day |
|-----------------------------------|-----------------|---------|-------------|
| (95) MORENO ARROYO, VICTOR | | | |
| 1 | | | 9:35:42.844 |
| 2 | 2:08.666 | +4.020 | 9:37:51.510 |
| 3 | 2:04.646 | | 9:39:56.156 |
| 4 | 2:19.225 | +14.579 | 9:42:15.381 |
| 5 | 2:11.130 | +6.484 | 9:44:26.511 |
| 6 | 2:10.078 | +5.432 | 9:46:36.589 |
| 7 | 2:18.718 | +14.072 | 9:48:55.307 |

| Lap | Lap Tm | Diff | Time of Day |
|-------------------------------------|-----------------|--------|-------------|
| (33) MUNERA LORIENTE, SERGIO | | | |
| 1 | | | 9:35:18.712 |
| 2 | 2:08.637 | +3.871 | 9:37:27.349 |
| 3 | 2:07.257 | +2.491 | 9:39:34.606 |
| 4 | 2:12.663 | +7.897 | 9:41:47.269 |
| 5 | 2:04.766 | | 9:43:52.035 |
| 6 | 2:05.730 | +0.964 | 9:45:57.765 |
| 7 | 2:04.939 | +0.173 | 9:48:02.704 |

| Lap | Lap Tm | Diff | Time of Day |
|----------------------------------|-----------------|--------|-------------|
| (88) GARCIA MIÑES, JAVIER | | | |
| 1 | | | 9:35:48.161 |
| 2 | 2:13.648 | +4.264 | 9:38:01.809 |
| 3 | 2:10.718 | +1.334 | 9:40:12.527 |
| 4 | 2:09.535 | +0.151 | 9:42:22.062 |
| 5 | 2:12.226 | +2.842 | 9:44:34.288 |
| 6 | 2:09.384 | | 9:46:43.672 |
| 7 | 2:09.392 | +0.008 | 9:48:53.064 |

Jefe de cronometraje

Orbits

Provisional

Los Comisarios Deportivos

El Director de Carrera

El Cronametrador

Definitiva

Hora:

Hora:

Hora:





Robres, Camp. Aragón MX

Clasificado por vueltas

MX 2

Robres 1,200 km

Primera Manga

13/11/2011 10:40

Carrera (20:00 y 2 Vueltas) iniciado a 10:33:13

| Pos. | N° | Nombre | Vlts | Total T° | Dif. 1° | Mejor Tm Club | Marca |
|---------|----|---------------------------|------|-----------|----------|---------------|-----------------------|
| MX-2-JN | | | | | | | |
| 1 | 98 | VALERA RODRIGUEZ, SERGIO | 13 | 24:59.660 | | 1:53.895 | Mc. Villa de Utrillas |
| 2 | 55 | CHUECA GOMEZ, VICTOR | 13 | 25:51.406 | 51.746 | 1:57.177 | Mc La Molilla |
| 3 | 35 | PRADO CORRALES, SANTOS | 13 | 26:11.411 | 1:11.751 | 1:59.417 | Mc. Cerro Blanco |
| 4 | 33 | MUNERA LORIENTE, SERGIO | 13 | 26:12.982 | 1:13.322 | 2:00.204 | Pm. Oscense |
| 5 | 28 | MUÑOZ VILLUENDAS, VALENTI | 13 | 26:14.357 | 1:14.697 | 1:57.136 | Mc. Villa de Utrillas |
| 6 | 60 | URGEL HERNANDO, AARON | 13 | 26:56.386 | 1:56.726 | 1:58.447 | Mc. Calatayud |
| 7 | 88 | GARCIA MIÑES, JAVIER | 12 | 25:47.351 | 1 Vuelta | 2:03.510 | Tauste Mc. |
| 8 | 32 | GREGORIO GABARRE, LORENZO | 12 | 25:55.335 | 1 Vuelta | 2:03.486 | Pm. Oscense |
| 9 | 95 | MORENO ARROYO, VICTOR | 12 | 26:01.762 | 1 Vuelta | 2:02.519 | Tauste Mc. |

No clasificado (75% = 10 Vueltas)

| | | | | | | | |
|----|-----|------------------------|--|--|----|--|-----------------|
| NT | 111 | ESPALLARGAS GIL, JESUS | | | NT | | Mc. Bajo Aragón |
|----|-----|------------------------|--|--|----|--|-----------------|

MX-2-SN

| | | | | | | | |
|---|-----|--------------------------|----|-----------|----------|----------|-----------------|
| 1 | 31 | VILLAVERDE MARIN, ADRIAN | 13 | 24:57.502 | | 1:53.800 | Mc. Zuera |
| 2 | 37 | LOPEZ GADEA, ALEJANDRO | 13 | 25:16.655 | 19.153 | 1:55.124 | Tauste Mc. |
| 3 | 80 | BELLIDO PARDO, FERNANDO | 13 | 25:38.773 | 41.271 | 1:56.143 | Tauste Mc. |
| 4 | 224 | ARMENGOL OLIVA, JORGE | 13 | 26:05.542 | 1:08.040 | 1:57.921 | Mc. Bajo Aragón |

No clasificado (75% = 10 Vueltas)

| | | | | | | | |
|----|---|------------------------|----|-----------|----|----------|-----------|
| NT | 5 | RAUFAST PARDO, RICARDO | 10 | 21:13.728 | NT | 1:59.871 | Mc. Zuera |
|----|---|------------------------|----|-----------|----|----------|-----------|

| Margin of Victory | Avg. Speed | Best Lap Tm | Best Spd | Best Lap by |
|-------------------|------------|-------------|----------|------------------------------|
| 2.158 | 37,502 | 1:53.800 | 37,961 | 31 - VILLAVERDE MARIN, ADRIA |

Jefe de cronometraje

Orbits

Provisional

Los Comisarios Deportivos

El Director de Carrera

El Cronametrador

Definitiva

Hora:

Hora:

Hora:





Robres, Camp. Aragón MX

MX 2 Robres 1,200 km

Primera Manga 13/11/2011 10:40

Carrera (20:00 y 2 Vueltas) iniciado a 10:33:13

| Lap | Lap Tm | Diff | Time of Day |
|-----|-----------------|---------|--------------|
| 5 | 1:59.871 | | 10:43:22.654 |
| 6 | 2:00.791 | +0.920 | 10:45:23.445 |
| 7 | 2:01.009 | +1.138 | 10:47:24.454 |
| 8 | 2:50.272 | +50.401 | 10:50:14.726 |
| 9 | 2:04.751 | +4.880 | 10:52:19.477 |
| 10 | 2:07.838 | +7.967 | 10:54:27.315 |

| Lap | Lap Tm | Diff | Time of Day |
|-----|--------|------|-------------|
|-----|--------|------|-------------|

| Lap | Lap Tm | Diff | Time of Day |
|-----|--------|------|-------------|
|-----|--------|------|-------------|

Jefe de cronometraje

Orbits

Provisional

Los Comisarios Deportivos

El Director de Carrera

El Cronametrador

Definitiva

Hora:

Hora:

Hora:





Robres, Camp. Aragón MX

Clasificado por vueltas

MX 2

Robres 1,200 km

Segunda Manga

13/11/2011 12:05

Carrera (20:00 y 2 Vueltas) iniciado a 12:05:47

| Pos. | N° | Nombre | Vlts | Total T° | Dif. 1° | Mejor Tm Club | Marca |
|---------|----|---------------------------|------|-----------|----------|---------------|-----------------------|
| MX-2-JN | | | | | | | |
| 1 | 98 | VALERA RODRIGUEZ, SERGIO | 13 | 24:47.750 | | 1:52.700 | Mc. Villa de Utrillas |
| 2 | 55 | CHUECA GOMEZ, VICTOR | 13 | 25:58.680 | 1:10.930 | 1:58.461 | Mc La Molilla |
| 3 | 35 | PRADO CORRALES, SANTOS | 13 | 26:17.043 | 1:29.293 | 1:59.404 | Mc. Cerro Blanco |
| 4 | 28 | MUÑOZ VILLUENDAS, VALENTI | 13 | 26:18.301 | 1:30.551 | 1:59.058 | Mc. Villa de Utrillas |
| 5 | 33 | MUNERA LORIENTE, SERGIO | 13 | 26:19.929 | 1:32.179 | 1:59.481 | Pm. Oscense |
| 6 | 60 | URGEL HERNANDO, AARON | 12 | 25:13.751 | 1 Vuelta | 2:02.565 | Mc. Calatayud |
| 7 | 95 | MORENO ARROYO, VICTOR | 12 | 25:17.209 | 1 Vuelta | 2:04.243 | Tauste Mc. |
| 8 | 32 | GREGORIO GABARRE, LORENZO | 12 | 25:22.054 | 1 Vuelta | 2:00.520 | Pm. Oscense |
| 9 | 88 | GARCIA MIÑES, JAVIER | 12 | 25:54.523 | 1 Vuelta | 2:04.514 | Tauste Mc. |

| | | | | | | | |
|---------|-----|--------------------------|----|-----------|-----------|----------|-----------------|
| MX-2-SN | | | | | | | |
| 1 | 31 | VILLAVERDE MARIN, ADRIAN | 13 | 24:39.385 | | 1:51.098 | Mc. Zuera |
| 2 | 37 | LOPEZ GADEA, ALEJANDRO | 13 | 25:12.930 | 33.545 | 1:54.230 | Tauste Mc. |
| 3 | 80 | BELLIDO PARDO, FERNANDO | 13 | 25:45.678 | 1:06.293 | 1:56.904 | Tauste Mc. |
| 4 | 224 | ARMENGOL OLIVA, JORGE | 10 | 25:05.070 | 3 Vueltas | 2:03.375 | Mc. Bajo Aragón |

No clasificado (75% = 10 Vueltas)

| | | | | | | | |
|----|---|------------------------|---|----------|----|----------|-----------|
| NT | 5 | RAUFAST PARDO, RICARDO | 3 | 7:29.858 | NT | 2:03.428 | Mc. Zuera |
|----|---|------------------------|---|----------|----|----------|-----------|

| Margin of Victory | Avg. Speed | Best Lap Tm | Best Spd | Best Lap by |
|-------------------|------------|-------------|----------|------------------------------|
| 8.365 | 37,962 | 1:51.098 | 38,885 | 31 - VILLAVERDE MARIN, ADRIA |

| Jefe de cronometraje | | | Orbits |
|--------------------------------------|---------------------------|------------------------|------------------|
| <input type="checkbox"/> Provisional | Los Comisarios Deportivos | El Director de Carrera | El Cronametrador |
| <input type="checkbox"/> Definitiva | Hora: | Hora: | Hora: |





Robres, Camp. Aragón MX

MX 2

Robres 1,200 km

Segunda Manga

13/11/2011 12:05

Carrera (20:00 y 2 Vueltas) iniciado a 12:05:47

Table with columns: Lap, Lap Tm, Diff, Time of Day. Includes rider (31) VILLAVERDE MARIN, ADRIAN.

Table with columns: Lap, Lap Tm, Diff, Time of Day. Includes rider (98) VALERA RODRIGUEZ, SERGIO.

Table with columns: Lap, Lap Tm, Diff, Time of Day. Includes rider (37) LOPEZ GADEA, ALEJANDRO.

Table with columns: Lap, Lap Tm, Diff, Time of Day. Includes rider (80) BELLIDO PARDO, FERNANDO.

Table with columns: Lap, Lap Tm, Diff, Time of Day. Includes rider (55) CHUECA GOMEZ, VICTOR.

Table with columns: Lap, Lap Tm, Diff, Time of Day. Includes rider (35) PRADO CORRALES, SANTOS.

Table with columns: Lap, Lap Tm, Diff, Time of Day. Includes rider (28) MUÑOZ VILLUENDAS, VALENTI.

Table with columns: Lap, Lap Tm, Diff, Time of Day. Includes rider (33) MUNERA LORIENTE, SERGIO.

Table with columns: Lap, Lap Tm, Diff, Time of Day. Includes rider (60) URGEL HERNANDO, AARON.

Table with columns: Lap, Lap Tm, Diff, Time of Day. Includes rider (95) MORENO ARROYO, VICTOR.

Table with columns: Lap, Lap Tm, Diff, Time of Day. Includes rider (32) GREGORIO GABARRE, LORENZO.

Table with columns: Lap, Lap Tm, Diff, Time of Day. Includes rider (88) GARCIA MIÑES, JAVIER.

Table with columns: Lap, Lap Tm, Diff, Time of Day. Includes rider (224) ARMENGOL OLIVA, JORGE.

Table with columns: Lap, Lap Tm, Diff, Time of Day. Includes rider (5) RAUFAS Pardo, RICARDO.

Jefe de cronometraje

Orbits

Provisional

Los Comisarios Deportivos

El Director de Carrera

El Cronametrador

Definitiva

Hora:

Hora:

Hora:






Robres, Camp. Aragón MX

MX 2

Robres 1,200 km

Final MX2



| Pos. | Nº | Nombre | T. puntos | 1ª C | 2ª C | Club | Marca |
|----------------|-----|---------------------------|-----------|------|------|-----------------------|-------|
| MX-2-JN | | | | | | | |
| 1 | 98 | VALERA RODRIGUEZ, SERGIO | 50 | 25 | 25 | Mc. Villa de Utrillas | |
| 2 | 55 | CHUECA GOMEZ, VICTOR | 44 | 22 | 22 | Mc La Molilla | |
| 3 | 35 | PRADO CORRALES, SANTOS | 40 | 20 | 20 | Mc. Cerro Blanco | |
| 4 | 28 | MUÑOZ VILLUENDAS, VALENTI | 34 | 16 | 18 | Mc. Villa de Utrillas | |
| 5 | 33 | MUNERA LORIENTE, SERGIO | 34 | 18 | 16 | Pm. Oscense | |
| 6 | 60 | URGEL HERNANDO, AARON | 30 | 15 | 15 | Mc. Calatayud | |
| 7 | 95 | MORENO ARROYO, VICTOR | 26 | 12 | 14 | Tauste Mc. | |
| 8 | 32 | GREGORIO GABARRE, LORENZO | 26 | 13 | 13 | Pm. Oscense | |
| 9 | 88 | GARCIA MIÑES, JAVIER | 26 | 14 | 12 | Tauste Mc. | |
| 10 | 111 | ESPALLARGAS GIL, JESUS | 0 | 0 | -- | Mc. Bajo Aragón | |
| MX-2-SN | | | | | | | |
| 1 | 31 | VILLAVERDE MARIN, ADRIAN | 50 | 25 | 25 | Mc. Zuera | |
| 2 | 37 | LOPEZ GADEA, ALEJANDRO | 44 | 22 | 22 | Tauste Mc. | |
| 3 | 80 | BELLIDO PARDO, FERNANDO | 40 | 20 | 20 | Tauste Mc. | |
| 4 | 224 | ARMENGOL OLIVA, JORGE | 36 | 18 | 18 | Mc. Bajo Aragón | |
| 5 | 5 | RAUFAST PARDO, RICARDO | 0 | 0 | 0 | Mc. Zuera | |

Jefe de cronometraje

Orbits

Provisional

Los Comisarios Deportivos

El Director de Carrera

El Cronametrador

Definitiva

Hora:

Hora:

Hora:





Robres, Camp. Aragón MX

Clasificado por mejor tiempo de vuelta

MX Promesas

Robres 1,200 km

Entrenos Oficiales

13/11/2011 09:50

Clasificación (15:00 Tiempo) iniciado a 9:51:36

| Pos. | Nº | Name | Mejor Tm | Dif. 1º | En Vlt. | Club |
|------|----|---------------------------------|----------|---------|---------|--------------------|
| 1 | 23 | MUÑOZ DE LA PEÑA VICENTE, JUAN | 2:05.338 | | 8 | Pm. Oscense |
| 2 | 13 | GAYA HERNANDEZ, JAUME | 2:10.754 | 5.416 | 7 | Mc Segre |
| 3 | 9 | ORTIZ DE V. REDONDO, GARIKOITZ | 2:11.576 | 6.238 | 6 | Independiente |
| 4 | 26 | MASCARILLA GUIU, VALERI XAVIER | 2:13.461 | 8.123 | 5 | Mc Segre |
| 5 | 7 | MENE MANERO, LUIS | 2:13.593 | 8.255 | 3 | Tauste Mc. |
| 6 | 85 | MASCARILLA GUIU, GUILLEM | 2:13.810 | 8.472 | 5 | Mc Segre |
| 7 | 99 | ABELLAN GIL, JOSE MARIA | 2:22.618 | 17.280 | 4 | Sinesponsor Racing |
| 8 | 14 | GERRIKAETXEBARRIA ALKORTA, UNAI | 2:30.701 | 25.363 | 3 | Gernika Off road |
| 9 | 1 | MENE MANERO, NICOLAS | 2:37.089 | 31.751 | 2 | Tauste Mc. |
| 10 | 15 | LLORENTE TOVAR, CRISTOBAL | 2:44.147 | 38.809 | 4 | Mc. Calatayud |

Jefe de cronometraje

Orbits

Provisional

Los Comisarios Deportivos

El Director de Carrera

El Cronametrador

Definitiva

Hora:

Hora:

Hora:





Robres, Camp. Aragón MX

MX Promesas

Robres 1,200 km

Entrenos Oficiales

13/11/2011 09:50

Clasificación (15:00 Tiempo) iniciado a 9:51:36

| Lap | Lap Tm | Diff | Time of Day |
|--------------------------------------------|-----------------|--------|--------------|
| (23) MUÑOZ DE LA PEÑA VICENTE, JUAN | | | |
| 1 | | | 9:53:59.320 |
| 2 | 2:08.109 | +2.771 | 9:56:07.429 |
| 3 | 2:06.195 | +0.857 | 9:58:13.624 |
| 4 | 2:08.045 | +2.707 | 10:00:21.669 |
| 5 | 2:05.940 | +0.602 | 10:02:27.609 |
| 6 | 2:07.604 | +2.266 | 10:04:35.213 |
| 7 | 2:05.893 | +0.555 | 10:06:41.106 |
| 8 | 2:05.338 | | 10:08:46.444 |

| Lap | Lap Tm | Diff | Time of Day |
|-----------------------------------|-----------------|--------|--------------|
| (13) GAYA HERNANDEZ, JAUME | | | |
| 1 | | | 9:54:07.105 |
| 2 | 2:16.722 | +5.968 | 9:56:23.827 |
| 3 | 2:13.475 | +2.721 | 9:58:37.302 |
| 4 | 2:15.855 | +5.101 | 10:00:53.157 |
| 5 | 2:12.361 | +1.607 | 10:03:05.618 |
| 6 | 2:17.981 | +7.227 | 10:05:23.499 |
| 7 | 2:10.754 | | 10:07:34.253 |

| Lap | Lap Tm | Diff | Time of Day |
|-------------------------------------------|-----------------|---------|--------------|
| (9) ORTIZ DE V. REDONDO, GARIKOITZ | | | |
| 1 | | | 9:53:55.223 |
| 2 | 2:19.434 | +7.858 | 9:56:14.657 |
| 3 | 2:17.158 | +5.582 | 9:58:31.815 |
| 4 | 2:18.905 | +7.329 | 10:00:50.720 |
| 5 | 3:02.250 | +50.674 | 10:03:52.970 |
| 6 | 2:11.576 | | 10:06:04.546 |
| 7 | 2:14.985 | +3.409 | 10:08:19.531 |

| Lap | Lap Tm | Diff | Time of Day |
|--------------------------------------------|-----------------|--------|--------------|
| (26) MASCARILLA GUIU, VALERI XAVIER | | | |
| 1 | | | 9:54:14.549 |
| 2 | 2:17.353 | +3.892 | 9:56:31.902 |
| 3 | 2:15.106 | +1.645 | 9:58:47.008 |
| 4 | 2:15.403 | +1.942 | 10:01:02.411 |
| 5 | 2:13.461 | | 10:03:15.872 |
| 6 | 2:15.649 | +2.188 | 10:05:31.521 |
| 7 | 2:13.686 | +0.225 | 10:07:45.207 |

| Lap | Lap Tm | Diff | Time of Day |
|------------------------------|-----------------|---------|--------------|
| (7) MENE MANERO, LUIS | | | |
| 1 | | | 9:54:02.333 |
| 2 | 2:18.731 | +5.138 | 9:56:21.064 |
| 3 | 2:13.593 | | 9:58:34.657 |
| 4 | 2:14.186 | +0.593 | 10:00:48.843 |
| 5 | 2:15.366 | +1.773 | 10:03:04.209 |
| 6 | 2:31.472 | +17.879 | 10:05:35.681 |
| 7 | 2:36.361 | +22.768 | 10:08:12.042 |

| Lap | Lap Tm | Diff | Time of Day |
|--------------------------------------|-----------------|--------|--------------|
| (85) MASCARILLA GUIU, GUILLEM | | | |
| 1 | | | 9:54:37.322 |
| 2 | 2:20.508 | +6.698 | 9:56:57.830 |
| 3 | 2:14.539 | +0.729 | 9:59:12.369 |
| 4 | 2:14.223 | +0.413 | 10:01:26.592 |
| 5 | 2:13.810 | | 10:03:40.402 |
| 6 | 2:14.608 | +0.798 | 10:05:55.010 |
| 7 | 2:15.181 | +1.371 | 10:08:10.191 |

| Lap | Lap Tm | Diff | Time of Day |
|-------------------------------------|-----------------|-----------|--------------|
| (99) ABELLAN GIL, JOSE MARIA | | | |
| 1 | | | 9:54:25.270 |
| 2 | 2:27.283 | +4.665 | 9:56:52.553 |
| 3 | 2:27.058 | +4.440 | 9:59:19.611 |
| 4 | 2:22.618 | | 10:01:42.229 |
| 5 | 3:44.859 | +1:22.241 | 10:05:27.088 |
| 6 | 2:23.421 | +0.803 | 10:07:50.509 |

| Lap | Lap Tm | Diff | Time of Day |
|---------------------------------------------|--------|------|-------------|
| (14) GERRIKAETXEBARRIA ALKORTA, UNAI | | | |
| 1 | | | 9:54:30.108 |

| Lap | Lap Tm | Diff | Time of Day |
|-----|-----------------|---------|--------------|
| 2 | 2:36.192 | +5.491 | 9:57:06.300 |
| 3 | 2:30.701 | | 9:59:37.001 |
| 4 | 2:32.129 | +1.428 | 10:02:09.130 |
| 5 | 2:57.312 | +26.611 | 10:05:06.442 |
| 6 | 2:33.645 | +2.944 | 10:07:40.087 |

| Lap | Lap Tm | Diff | Time of Day |
|---------------------------------|-----------------|-----------|--------------|
| (1) MENE MANERO, NICOLAS | | | |
| 1 | | | 9:54:26.844 |
| 2 | 2:37.089 | | 9:57:03.933 |
| 3 | 3:09.747 | +32.658 | 10:00:13.680 |
| 4 | 2:38.099 | +1.010 | 10:02:51.779 |
| 5 | 2:46.521 | +9.432 | 10:05:38.300 |
| 6 | 4:42.079 | +2:04.990 | 10:10:20.379 |

| Lap | Lap Tm | Diff | Time of Day |
|---------------------------------------|-----------------|--------|--------------|
| (15) LLORENTE TOVAR, CRISTOBAL | | | |
| 1 | | | 9:54:44.612 |
| 2 | 2:50.326 | +6.179 | 9:57:34.938 |
| 3 | 2:45.808 | +1.661 | 10:00:20.746 |
| 4 | 2:44.147 | | 10:03:04.893 |
| 5 | 2:45.052 | +0.905 | 10:05:49.945 |
| 6 | 2:45.912 | +1.765 | 10:08:35.857 |

| Lap | Lap Tm | Diff | Time of Day |
|-----|--------|------|-------------|
|-----|--------|------|-------------|

Jefe de cronometraje

Orbits

Provisional

Los Comisarios Deportivos

El Director de Carrera

El Cronometrador

Definitiva

Hora:

Hora:

Hora:





Robres, Camp. Aragón MX

Clasificado por vueltas

MX Promesas

Robres 1,200 km

Primera Manga

13/11/2011 11:15

Carrera (15:00 y 2 Vueltas) iniciado a 11:04:29

| Pos. | N° | Nombre | Vlts | Total T° | Dif. 1° | Mejor Tm Club | Marca |
|-----------------------|----|----------------------------------|------|-----------|-----------|---------------|--------------------|
| Alevín | | | | | | | |
| 1 | 13 | GAYA HERNANDEZ, JAUME | 10 | 21:30.007 | | 2:06.825 | Mc Segre |
| 2 | 26 | MASCARILLA GUIU, VALERI XAVIER | 10 | 22:41.849 | 1:11.842 | 2:12.197 | Mc Segre |
| 3 | 1 | MENE MANERO, NICOLAS | 8 | 21:38.152 | 2 Vueltas | 2:35.673 | Tauste Mc. |
| 4 | 14 | GERRIKAETXE BARRIA ALKORTA, UNAI | 8 | 22:38.184 | 2 Vueltas | 2:37.796 | Gernika Off road |
| Prom-Cad | | | | | | | |
| 1 | 23 | MUÑOZ DE LA PEÑA VICENTE, JUAN | 10 | 21:10.657 | | 2:04.616 | Pm. Oscense |
| Prom-Jv | | | | | | | |
| 1 | 9 | ORTIZ DE V. REDONDO, GARIKOITZ | 10 | 22:31.383 | | 2:10.943 | Independiente |
| 2 | 85 | MASCARILLA GUIU, GUILLEM | 10 | 22:42.596 | 11.213 | 2:09.539 | Mc Segre |
| 3 | 99 | ABELLAN GIL, JOSE MARIA | 9 | 21:23.495 | 1 Vuelta | 2:19.961 | Sinesponsor Racing |
| 4 | 15 | LLORENTE TOVAR, CRISTOBAL | 8 | 21:15.874 | 2 Vueltas | 2:34.876 | Mc. Calatayud |
| No clasificado | | | | | | | |
| NT | 7 | MENE MANERO, LUIS | | | NT | | Tauste Mc. |

| Margin of Victory | Avg. Speed | Best Lap Tm | Best Spd | Best Lap by |
|-------------------|------------|-------------|----------|-------------------------------|
| 19.350 | 33,998 | 2:04.616 | 34,666 | 23 - MUÑOZ DE LA PEÑA VICENTE |

Jefe de cronometraje

Orbits

Provisional

Los Comisarios Deportivos

El Director de Carrera

El Cronametrador

Definitiva

Hora:

Hora:

Hora:





Robres, Camp. Aragón MX

MX Promesas

Robres 1,200 km

Primera Manga

13/11/2011 11:15

Carrera (15:00 y 2 Vueltas) iniciado a 11:04:29

| Lap | Lap Tm | Diff | Time of Day |
|--------------------------------------------|-----------------|--------|--------------|
| (23) MUÑOZ DE LA PEÑA VICENTE, JUAN | | | |
| 1 | | | 11:06:37.934 |
| 2 | 2:07.009 | +2.393 | 11:08:44.943 |
| 3 | 2:07.876 | +3.260 | 11:10:52.819 |
| 4 | 2:07.421 | +2.805 | 11:13:00.240 |
| 5 | 2:07.013 | +2.397 | 11:15:07.253 |
| 6 | 2:04.616 | | 11:17:11.869 |
| 7 | 2:04.816 | +0.200 | 11:19:16.685 |
| 8 | 2:06.019 | +1.403 | 11:21:22.704 |
| 9 | 2:07.881 | +3.265 | 11:23:30.585 |
| 10 | 2:09.088 | +4.472 | 11:25:39.673 |

| Lap | Lap Tm | Diff | Time of Day |
|-----------------------------------|-----------------|---------|--------------|
| (13) GAYA HERNANDEZ, JAUME | | | |
| 1 | | | 11:06:36.796 |
| 2 | 2:07.030 | +0.205 | 11:08:43.826 |
| 3 | 2:08.077 | +1.252 | 11:10:51.903 |
| 4 | 2:07.304 | +0.479 | 11:12:59.207 |
| 5 | 2:09.777 | +2.952 | 11:15:08.984 |
| 6 | 2:08.526 | +1.701 | 11:17:17.510 |
| 7 | 2:18.243 | +11.418 | 11:19:35.753 |
| 8 | 2:07.589 | +0.764 | 11:21:43.342 |
| 9 | 2:06.825 | | 11:23:50.167 |
| 10 | 2:08.856 | +2.031 | 11:25:59.023 |

| Lap | Lap Tm | Diff | Time of Day |
|-------------------------------------------|-----------------|---------|--------------|
| (9) ORTIZ DE V. REDONDO, GARIKOITZ | | | |
| 1 | | | 11:06:39.809 |
| 2 | 2:11.218 | +0.275 | 11:08:51.027 |
| 3 | 2:11.220 | +0.277 | 11:11:02.247 |
| 4 | 2:11.050 | +0.107 | 11:13:13.297 |
| 5 | 2:12.349 | +1.406 | 11:15:25.646 |
| 6 | 2:10.943 | | 11:17:36.589 |
| 7 | 2:14.059 | +3.116 | 11:19:50.648 |
| 8 | 2:19.398 | +8.455 | 11:22:10.046 |
| 9 | 2:23.578 | +12.635 | 11:24:33.624 |
| 10 | 2:26.775 | +15.832 | 11:27:00.399 |

| Lap | Lap Tm | Diff | Time of Day |
|--------------------------------------------|-----------------|---------|--------------|
| (26) MASCARILLA GUIU, VALERI XAVIER | | | |
| 1 | | | 11:06:47.118 |
| 2 | 2:16.249 | +4.052 | 11:09:03.367 |
| 3 | 2:14.859 | +2.662 | 11:11:18.226 |
| 4 | 2:16.360 | +4.163 | 11:13:34.586 |
| 5 | 2:12.301 | +0.104 | 11:15:46.887 |
| 6 | 2:13.097 | +0.900 | 11:17:59.984 |
| 7 | 2:29.232 | +17.035 | 11:20:29.216 |
| 8 | 2:14.517 | +2.320 | 11:22:43.733 |
| 9 | 2:14.935 | +2.738 | 11:24:58.668 |
| 10 | 2:12.197 | | 11:27:10.865 |

| Lap | Lap Tm | Diff | Time of Day |
|--------------------------------------|-----------------|---------|--------------|
| (85) MASCARILLA GUIU, GUILLEM | | | |
| 1 | | | 11:06:41.095 |
| 2 | 2:12.459 | +2.920 | 11:08:53.554 |
| 3 | 2:11.179 | +1.640 | 11:11:04.733 |
| 4 | 2:39.967 | +30.428 | 11:13:44.700 |
| 5 | 2:12.451 | +2.912 | 11:15:57.151 |
| 6 | 2:09.539 | | 11:18:06.690 |
| 7 | 2:32.043 | +22.504 | 11:20:38.733 |
| 8 | 2:12.900 | +3.361 | 11:22:51.633 |
| 9 | 2:09.759 | +0.220 | 11:25:01.392 |
| 10 | 2:10.220 | +0.681 | 11:27:11.612 |

| Lap | Lap Tm | Diff | Time of Day |
|-------------------------------------|-----------------|--------|--------------|
| (99) ABELLAN GIL, JOSE MARIA | | | |
| 1 | | | 11:06:53.910 |
| 2 | 2:22.105 | +2.144 | 11:09:16.015 |
| 3 | 2:19.961 | | 11:11:35.976 |
| 4 | 2:20.948 | +0.987 | 11:13:56.924 |

| Lap | Lap Tm | Diff | Time of Day |
|-----|----------|--------|--------------|
| 5 | 2:20.776 | +0.815 | 11:16:17.700 |
| 6 | 2:21.810 | +1.849 | 11:18:39.510 |
| 7 | 2:22.447 | +2.486 | 11:21:01.957 |
| 8 | 2:24.736 | +4.775 | 11:23:26.693 |
| 9 | 2:25.818 | +5.857 | 11:25:52.511 |

| Lap | Lap Tm | Diff | Time of Day |
|---------------------------------------|-----------------|--------|--------------|
| (15) LLORENTE TOVAR, CRISTOBAL | | | |
| 1 | | | 11:07:15.505 |
| 2 | 2:41.485 | +6.609 | 11:09:56.990 |
| 3 | 2:40.077 | +5.201 | 11:12:37.067 |
| 4 | 2:37.458 | +2.582 | 11:15:14.525 |
| 5 | 2:37.953 | +3.077 | 11:17:52.478 |
| 6 | 2:40.226 | +5.350 | 11:20:32.704 |
| 7 | 2:37.310 | +2.434 | 11:23:10.014 |
| 8 | 2:34.876 | | 11:25:44.890 |

| Lap | Lap Tm | Diff | Time of Day |
|---------------------------------|-----------------|---------|--------------|
| (1) MENE MANERO, NICOLAS | | | |
| 1 | | | 11:07:13.004 |
| 2 | 2:38.699 | +3.026 | 11:09:51.703 |
| 3 | 2:37.749 | +2.076 | 11:12:29.452 |
| 4 | 2:37.057 | +1.384 | 11:15:06.509 |
| 5 | 2:38.161 | +2.488 | 11:17:44.670 |
| 6 | 3:08.654 | +32.981 | 11:20:53.324 |
| 7 | 2:38.171 | +2.498 | 11:23:31.495 |
| 8 | 2:35.673 | | 11:26:07.168 |

| Lap | Lap Tm | Diff | Time of Day |
|---------------------------------------------|-----------------|--------|--------------|
| (14) GERRIKAETXEBARRIA ALKORTA, UNAI | | | |
| 1 | | | 11:08:16.927 |
| 2 | 2:46.981 | +9.185 | 11:11:03.908 |
| 3 | 2:45.326 | +7.530 | 11:13:49.234 |
| 4 | 2:37.796 | | 11:16:27.030 |
| 5 | 2:39.606 | +1.810 | 11:19:06.636 |
| 6 | 2:38.941 | +1.145 | 11:21:45.577 |
| 7 | 2:41.209 | +3.413 | 11:24:26.786 |
| 8 | 2:40.414 | +2.618 | 11:27:07.200 |

Jefe de cronometraje

Orbits

Provisional

Los Comisarios Deportivos

El Director de Carrera

El Cronometrador

Definitiva

Hora:

Hora:

Hora:





Robres, Camp. Aragón MX

Clasificado por vueltas

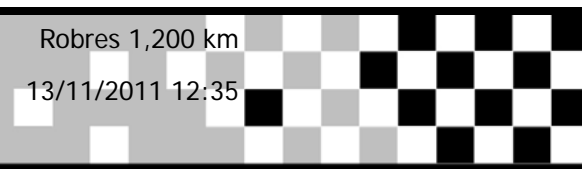
MX Promesas

Robres 1,200 km

Segunda Manga

13/11/2011 12:35

Carrera (15:00 y 2 Vueltas) iniciado a 12:37:26



| Pos. | N° | Nombre | Vlts | Total T° | Dif. 1° | Mejor Tm Club | Marca |
|-----------------|----|---------------------------------|------|-----------|-----------|---------------|--------------------|
| Alevín | | | | | | | |
| 1 | 13 | GAYA HERNANDEZ, JAUME | 10 | 22:12.875 | | 2:09.265 | Mc Segre |
| 2 | 26 | MASCARILLA GUIU, VALERI XAVIER | 10 | 22:35.536 | 22.661 | 2:12.932 | Mc Segre |
| 3 | 1 | MENE MANERO, NICOLAS | 9 | 23:12.981 | 1 Vuelta | 2:27.192 | Tauste Mc. |
| 4 | 14 | GERRIKAETXEBARRIA ALKORTA, UNAI | 8 | 23:16.223 | 2 Vueltas | 2:29.330 | Gernika Off road |
| Prom-Cad | | | | | | | |
| 1 | 23 | MUÑOZ DE LA PEÑA VICENTE, JUAN | 10 | 21:27.865 | | 2:06.380 | Pm. Oscense |
| Prom-Jv | | | | | | | |
| 1 | 9 | ORTIZ DE V. REDONDO, GARIKOITZ | 10 | 22:07.119 | | 2:11.551 | Independiente |
| 2 | 85 | MASCARILLA GUIU, GUILLEM | 10 | 22:35.920 | 28.801 | 2:12.694 | Mc Segre |
| 3 | 7 | MENE MANERO, LUIS | 10 | 23:17.074 | 1:09.955 | 2:16.628 | Tauste Mc. |
| 4 | 99 | ABELLAN GIL, JOSE MARIA | 9 | 21:51.993 | 1 Vuelta | 2:21.216 | Sinesponsor Racing |
| 5 | 15 | LLORENTE TOVAR, CRISTOBAL | 9 | 23:46.088 | 1 Vuelta | 2:36.325 | Mc. Calatayud |

| Margin of Victory | Avg. Speed | Best Lap Tm | Best Spd | Best Lap by |
|-------------------|------------|-------------|----------|-----------------------------|
| 39.254 | 33,544 | 2:06.380 | 34,183 | 23 - MUÑOZ DE LA PEÑA VICEN |

Jefe de cronometraje

Orbits

Provisional

Los Comisarios Deportivos

El Director de Carrera

El Cronametrador

Definitiva

Hora:

Hora:

Hora:





Robres, Camp. Aragón MX

MX Promesas

Robres 1,200 km

Segunda Manga

13/11/2011 12:35

Carrera (15:00 y 2 Vueltas) iniciado a 12:37:26

| Lap | Lap Tm | Diff | Time of Day |
|--------------------------------------------|-----------------|--------|--------------|
| (23) MUÑOZ DE LA PEÑA VICENTE, JUAN | | | |
| 1 | | | 12:39:37.587 |
| 2 | 2:07.489 | +1.109 | 12:41:45.076 |
| 3 | 2:07.009 | +0.629 | 12:43:52.085 |
| 4 | 2:06.416 | +0.036 | 12:45:58.501 |
| 5 | 2:06.380 | | 12:48:04.881 |
| 6 | 2:07.634 | +1.254 | 12:50:12.515 |
| 7 | 2:09.634 | +3.254 | 12:52:22.149 |
| 8 | 2:07.849 | +1.469 | 12:54:29.998 |
| 9 | 2:09.965 | +3.585 | 12:56:39.963 |
| 10 | 2:13.942 | +7.562 | 12:58:53.905 |

| Lap | Lap Tm | Diff | Time of Day |
|-------------------------------------------|-----------------|--------|--------------|
| (9) ORTIZ DE V. REDONDO, GARIKOITZ | | | |
| 1 | | | 12:39:36.692 |
| 2 | 2:12.114 | +0.563 | 12:41:48.806 |
| 3 | 2:11.825 | +0.274 | 12:44:00.631 |
| 4 | 2:13.407 | +1.856 | 12:46:14.038 |
| 5 | 2:15.011 | +3.460 | 12:48:29.049 |
| 6 | 2:13.576 | +2.025 | 12:50:42.625 |
| 7 | 2:13.796 | +2.245 | 12:52:56.421 |
| 8 | 2:12.005 | +0.454 | 12:55:08.426 |
| 9 | 2:11.551 | | 12:57:19.977 |
| 10 | 2:13.182 | +1.631 | 12:59:33.159 |

| Lap | Lap Tm | Diff | Time of Day |
|-----------------------------------|-----------------|---------|--------------|
| (13) GAYA HERNANDEZ, JAUME | | | |
| 1 | | | 12:39:43.074 |
| 2 | 2:15.186 | +5.921 | 12:41:58.260 |
| 3 | 2:16.811 | +7.546 | 12:44:15.071 |
| 4 | 2:19.933 | +10.668 | 12:46:35.004 |
| 5 | 2:09.423 | +0.158 | 12:48:44.427 |
| 6 | 2:12.235 | +2.970 | 12:50:56.662 |
| 7 | 2:11.306 | +2.041 | 12:53:07.968 |
| 8 | 2:09.265 | | 12:55:17.233 |
| 9 | 2:11.697 | +2.432 | 12:57:28.930 |
| 10 | 2:09.985 | +0.720 | 12:59:38.915 |

| Lap | Lap Tm | Diff | Time of Day |
|--------------------------------------------|-----------------|--------|--------------|
| (26) MASCARILLA GUIU, VALERI XAVIER | | | |
| 1 | | | 12:39:47.499 |
| 2 | 2:12.932 | | 12:42:00.431 |
| 3 | 2:13.764 | +0.832 | 12:44:14.195 |
| 4 | 2:13.583 | +0.651 | 12:46:27.778 |
| 5 | 2:13.420 | +0.488 | 12:48:41.198 |
| 6 | 2:14.037 | +1.105 | 12:50:55.235 |
| 7 | 2:17.396 | +4.464 | 12:53:12.631 |
| 8 | 2:14.872 | +1.940 | 12:55:27.503 |
| 9 | 2:17.965 | +5.033 | 12:57:45.468 |
| 10 | 2:16.108 | +3.176 | 13:00:01.576 |

| Lap | Lap Tm | Diff | Time of Day |
|--------------------------------------|-----------------|--------|--------------|
| (85) MASCARILLA GUIU, GUILLEM | | | |
| 1 | | | 12:39:42.209 |
| 2 | 2:15.397 | +2.703 | 12:41:57.606 |
| 3 | 2:15.232 | +2.538 | 12:44:12.838 |
| 4 | 2:16.567 | +3.873 | 12:46:29.405 |
| 5 | 2:12.694 | | 12:48:42.099 |
| 6 | 2:13.760 | +1.066 | 12:50:55.859 |
| 7 | 2:17.715 | +5.021 | 12:53:13.574 |
| 8 | 2:14.339 | +1.645 | 12:55:27.913 |
| 9 | 2:17.850 | +5.156 | 12:57:45.763 |
| 10 | 2:16.197 | +3.503 | 13:00:01.960 |

| Lap | Lap Tm | Diff | Time of Day |
|------------------------------|-----------------|--------|--------------|
| (7) MENE MANERO, LUIS | | | |
| 1 | | | 12:39:48.965 |
| 2 | 2:18.448 | +1.820 | 12:42:07.413 |
| 3 | 2:18.846 | +2.218 | 12:44:26.259 |
| 4 | 2:16.628 | | 12:46:42.887 |

| Lap | Lap Tm | Diff | Time of Day |
|-----|----------|--------|--------------|
| 5 | 2:19.051 | +2.423 | 12:49:01.938 |
| 6 | 2:20.014 | +3.386 | 12:51:21.952 |
| 7 | 2:19.452 | +2.824 | 12:53:41.404 |
| 8 | 2:19.763 | +3.135 | 12:56:01.167 |
| 9 | 2:20.263 | +3.635 | 12:58:21.430 |
| 10 | 2:21.684 | +5.056 | 13:00:43.114 |

| Lap | Lap Tm | Diff | Time of Day |
|-------------------------------------|-----------------|---------|--------------|
| (99) ABELLAN GIL, JOSE MARIA | | | |
| 1 | | | 12:39:55.034 |
| 2 | 2:24.051 | +2.835 | 12:42:19.085 |
| 3 | 2:24.165 | +2.949 | 12:44:43.250 |
| 4 | 2:25.040 | +3.824 | 12:47:08.290 |
| 5 | 2:22.539 | +1.323 | 12:49:30.829 |
| 6 | 2:21.216 | | 12:51:52.045 |
| 7 | 2:24.974 | +3.758 | 12:54:17.019 |
| 8 | 2:28.031 | +6.815 | 12:56:45.050 |
| 9 | 2:32.983 | +11.767 | 12:59:18.033 |

| Lap | Lap Tm | Diff | Time of Day |
|---------------------------------|-----------------|---------|--------------|
| (1) MENE MANERO, NICOLAS | | | |
| 1 | | | 12:40:09.731 |
| 2 | 2:31.072 | +3.880 | 12:42:40.803 |
| 3 | 2:29.310 | +2.118 | 12:45:10.113 |
| 4 | 2:27.192 | | 12:47:37.305 |
| 5 | 2:31.059 | +3.867 | 12:50:08.364 |
| 6 | 2:36.150 | +8.958 | 12:52:44.514 |
| 7 | 2:38.570 | +11.378 | 12:55:23.084 |
| 8 | 2:40.057 | +12.865 | 12:58:03.141 |
| 9 | 2:35.880 | +8.688 | 13:00:39.021 |

| Lap | Lap Tm | Diff | Time of Day |
|---------------------------------------|-----------------|--------|--------------|
| (15) LLORENTE TOVAR, CRISTOBAL | | | |
| 1 | | | 12:40:11.673 |
| 2 | 2:36.436 | +0.111 | 12:42:48.109 |
| 3 | 2:37.724 | +1.399 | 12:45:25.833 |
| 4 | 2:37.238 | +0.913 | 12:48:03.071 |
| 5 | 2:36.325 | | 12:50:39.396 |
| 6 | 2:38.058 | +1.733 | 12:53:17.454 |
| 7 | 2:38.744 | +2.419 | 12:55:56.198 |
| 8 | 2:36.775 | +0.450 | 12:58:32.973 |
| 9 | 2:39.155 | +2.830 | 13:01:12.128 |

| Lap | Lap Tm | Diff | Time of Day |
|---------------------------------------------|-----------------|-----------|--------------|
| (14) GERRIKAETXEBARRIA ALKORTA, UNAI | | | |
| 1 | | | 12:40:07.089 |
| 2 | 2:32.138 | +2.808 | 12:42:39.227 |
| 3 | 2:29.330 | | 12:45:08.557 |
| 4 | 2:30.524 | +1.194 | 12:47:39.081 |
| 5 | 3:06.621 | +37.291 | 12:50:45.702 |
| 6 | 3:59.977 | +1:30.647 | 12:54:45.679 |
| 7 | 3:04.340 | +35.010 | 12:57:50.019 |
| 8 | 2:52.244 | +22.914 | 13:00:42.263 |

Jefe de cronometraje

Orbits

Provisional

Los Comisarios Deportivos

El Director de Carrera

El Cronametrador

Definitiva

Hora:

Hora:

Hora:



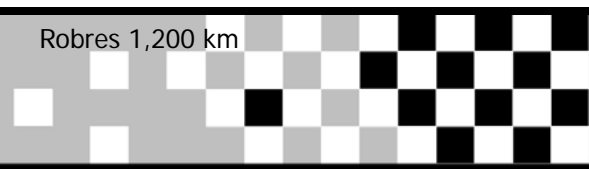


Robres, Camp. Aragón MX

MX Promesas

Robres 1,200 km

Final Promesas - Alevín



| Pos. | Nº | Nombre | T. puntos | 1ª C | 2ª C Club | Marca |
|-----------------|----|---------------------------------|-----------|------|-----------|--------------------|
| Alevín | | | | | | |
| 1 | 13 | GAYA HERNANDEZ, JAUME | 50 | 25 | 25 | Mc Segre |
| 2 | 26 | MASCARILLA GUIU, VALERI XAVIER | 44 | 22 | 22 | Mc Segre |
| 3 | 1 | MENE MANERO, NICOLAS | 40 | 20 | 20 | Tauste Mc. |
| 4 | 14 | GERRIKAETXEBARRIA ALKORTA, UNAI | 36 | 18 | 18 | Gernika Off road |
| Prom-Cad | | | | | | |
| 1 | 23 | MUÑOZ DE LA PEÑA VICENTE, JUAN | 50 | 25 | 25 | Pm. Oscense |
| Prom-Jv | | | | | | |
| 1 | 9 | ORTIZ DE V. REDONDO, GARIKOITZ | 50 | 25 | 25 | Independiente |
| 2 | 85 | MASCARILLA GUIU, GUILLEM | 44 | 22 | 22 | Mc Segre |
| 3 | 99 | ABELLAN GIL, JOSE MARIA | 38 | 20 | 18 | Sinesponsor Racing |
| 4 | 15 | LLORENTE TOVAR, CRISTOBAL | 34 | 18 | 16 | Mc. Calatayud |
| 5 | 7 | MENE MANERO, LUIS | 20 | 0 | 20 | Tauste Mc. |

Jefe de cronometraje

Orbits

Provisional

Los Comisarios Deportivos

El Director de Carrera

El Cronametrador

Definitiva

Hora:

Hora:

Hora:

