



Quinto, Camp. Aragón MX

Clasificado por mejor tiempo de vuelta

MX 1 / Veteranos

Quinto 0,000 km

Entrenos Oficiales

20/11/2011 09:30

Clasificación (15:00 Tiempo) iniciado a 9:29:54

Pos.	Nº	Name	Mejor Tm	Dif. 1º	En Vlt.	Club
1	39	LOPEZ MARTIN, YOEL	1:29.418		5	Mc. Villa de Utrillas
2	14	BAZAN GODOY, HECTOR GABRIEL	1:29.986	0.568	7	Mc. Cerro Blanco
3	7	FERNANDEZ GARCIA, CESAR	1:30.895	1.477	6	Sinesponsor Racing
4	18	SANZ LOPEZ, RICARDO	1:32.071	2.653	9	Esc. R.T.S.
5	26	MAZA HURTADO, RAMON	1:32.397	2.979	4	Mc. Monegros
6	4	PEREZ CUEN, ANTONIO	1:34.202	4.784	6	Esc. R.T.S.
7	101	FERRER COLOMINA, MANUEL	1:36.945	7.527	6	Sinesponsor Racing
8	25	LLUCH LIARTE, JUAN CARLOS	1:39.512	10.094	6	Mc. Zuera
9	81	CASADO GARCIA, LUIS	1:43.484	14.066	9	A.D.M. La Almunia
10	28	MUGUERZA GUIRAL, JAVIER	1:43.745	14.327	4	Mc. Monegros
11	48	MATEO PEREZ, OCTAVIO JOSE	1:44.223	14.805	5	Mc. Calatayud
12	47	GIMENEZ ASCASO, ALEJANDRO	1:44.952	15.534	7	Correcaminos Mc.
13	50	GRACIA GIMENO, EMILIO JESUS	1:52.075	22.657	6	Tauste Mc.
14	333	FATAS PAUL, JORGE J.	1:52.785	23.367	3	Mc. Cerro Blanco

Jefe de cronometraje

Orbits

Provisional

Los Comisarios Deportivos

El Director de Carrera

El Cronametrador

Definitiva

Hora:

Hora:

Hora:





Quinto, Camp. Aragón MX

MX 1 / Veteranos

Quinto 0,000 km

Entrenos Oficiales

20/11/2011 09:30

Clasificación (15:00 Tiempo) iniciado a 9:29:54

Lap	Lap Tm	Diff	Time of Day
(39) LOPEZ MARTIN, YOEL			
1			9:30:44.603
2	1:57.944	+28.526	9:32:42.547
3	1:34.262	+4.844	9:34:16.809
4	2:21.817	+52.399	9:36:38.626
5	1:29.418		9:38:08.044
6	1:49.976	+20.558	9:39:58.020
7	1:31.558	+2.140	9:41:29.578
8	2:02.548	+33.130	9:43:32.126
9	1:29.680	+0.262	9:45:01.806

Lap	Lap Tm	Diff	Time of Day
(14) BAZAN GODOY, HECTOR GABRIEL			
1			9:30:00.127
2	1:33.844	+3.858	9:31:33.971
3	1:31.276	+1.290	9:33:05.247
4	1:31.830	+1.844	9:34:37.077
5	1:30.701	+0.715	9:36:07.778
6	1:31.858	+1.872	9:37:39.636
7	1:29.986		9:39:09.622
8	1:30.457	+0.471	9:40:40.079
9	1:30.902	+0.916	9:42:10.981
10	1:35.025	+5.039	9:43:46.006
11	3:12.784	+1:42.798	9:46:58.790

Lap	Lap Tm	Diff	Time of Day
(7) FERNANDEZ GARCIA, CESAR			
1			9:30:15.753
2	1:45.476	+14.581	9:32:01.229
3	1:39.465	+8.570	9:33:40.694
4	1:33.706	+2.811	9:35:14.400
5	1:31.598	+0.703	9:36:45.998
6	1:30.895		9:38:16.893
7	1:36.341	+5.446	9:39:53.234
8	1:33.361	+2.466	9:41:26.595
9	1:53.448	+22.553	9:43:20.043
10	1:32.271	+1.376	9:44:52.314
11	1:31.458	+0.563	9:46:23.772

Lap	Lap Tm	Diff	Time of Day
(18) SANZ LOPEZ, RICARDO			
1			9:30:34.092
2	1:51.154	+19.083	9:32:25.246
3	1:48.208	+16.137	9:34:13.454
4	1:32.450	+0.379	9:35:45.904
5	1:34.671	+2.600	9:37:20.575
6	1:56.306	+24.235	9:39:16.881
7	1:32.308	+0.237	9:40:49.189
8	2:04.289	+32.218	9:42:53.478
9	1:32.071		9:44:25.549
10	1:33.834	+1.763	9:45:59.383

Lap	Lap Tm	Diff	Time of Day
(26) MAZA HURTADO, RAMON			
1			9:30:02.214
2	1:40.426	+8.029	9:31:42.640
3	1:33.563	+1.166	9:33:16.203
4	1:32.397		9:34:48.600
5	1:39.960	+7.563	9:36:28.560
6	1:44.614	+12.217	9:38:13.174
7	1:53.995	+21.598	9:40:07.169
8	1:40.758	+8.361	9:41:47.927
9	2:04.495	+32.098	9:43:52.422
10	1:33.723	+1.326	9:45:26.145

Lap	Lap Tm	Diff	Time of Day
(4) PEREZ CUEN, ANTONIO			
1			9:30:10.437
2	1:50.036	+15.834	9:32:00.473
3	1:35.995	+1.793	9:33:36.468

Lap	Lap Tm	Diff	Time of Day
4	1:34.926	+0.724	9:35:11.394
5	1:54.726	+20.524	9:37:06.120
6	1:34.202		9:38:40.322
7	1:36.038	+1.836	9:40:16.360
8	1:41.956	+7.754	9:41:58.316
9	1:43.318	+9.116	9:43:41.634
10	1:49.438	+15.236	9:45:31.072

Lap	Lap Tm	Diff	Time of Day
(101) FERRER COLOMINA, MANUEL			
1			9:30:26.017
2	2:18.760	+41.815	9:32:44.777
3	1:42.175	+5.230	9:34:26.952
4	1:48.185	+11.240	9:36:15.137
5	1:39.412	+2.467	9:37:54.549
6	1:36.945		9:39:31.494
7	1:37.678	+0.733	9:41:09.172
8	1:38.302	+1.357	9:42:47.474
9	2:13.551	+36.606	9:45:01.025

Lap	Lap Tm	Diff	Time of Day
(25) LLUCH LIARTE, JUAN CARLOS			
1			9:30:10.124
2	1:52.828	+13.316	9:32:02.952
3	1:43.286	+3.774	9:33:46.238
4	1:43.285	+3.773	9:35:29.523
5	1:41.200	+1.688	9:37:10.723
6	1:39.512		9:38:50.235
7	1:39.546	+0.034	9:40:29.781
8	1:40.200	+0.688	9:42:09.981
9	1:44.617	+5.105	9:43:54.598
10	1:46.642	+7.130	9:45:41.240

Lap	Lap Tm	Diff	Time of Day
(81) CASADO GARCIA, LUIS			
1			9:30:13.285
2	2:00.730	+17.246	9:32:14.015
3	1:50.640	+7.156	9:34:04.655
4	1:47.946	+4.462	9:35:52.601
5	1:45.293	+1.809	9:37:37.894
6	1:44.545	+1.061	9:39:22.439
7	1:45.745	+2.261	9:41:08.184
8	1:57.896	+14.412	9:43:06.080
9	1:43.484		9:44:49.564
10	2:07.329	+23.845	9:46:56.893

Lap	Lap Tm	Diff	Time of Day
(28) MUGUERZA GUIRAL, JAVIER			
1			9:30:20.554
2	2:07.400	+23.655	9:32:27.954
3	1:55.824	+12.079	9:34:23.778
4	1:43.745		9:36:07.523
5	1:56.685	+12.940	9:38:04.208
6	1:50.854	+7.109	9:39:55.062
7	1:54.821	+11.076	9:41:49.883
8	1:52.715	+8.970	9:43:42.598
9	1:58.009	+14.264	9:45:40.607

Lap	Lap Tm	Diff	Time of Day
(48) MATEO PEREZ, OCTAVIO JOSE			
1			9:30:16.998
2	2:06.935	+22.712	9:32:23.933
3	1:48.998	+4.775	9:34:12.931
4	1:44.277	+0.054	9:35:57.208
5	1:44.223		9:37:41.431
6	1:46.784	+2.561	9:39:28.215
7	2:22.658	+38.435	9:41:50.873
8	1:57.881	+13.658	9:43:48.754
9	1:46.016	+1.793	9:45:34.770

Lap	Lap Tm	Diff	Time of Day
(47) GIMENEZ ASCASO, ALEJANDRO			

Lap	Lap Tm	Diff	Time of Day
1			9:30:15.023
2	2:05.002	+20.050	9:32:20.025
3	2:15.847	+30.895	9:34:35.872
4	1:47.262	+2.310	9:36:23.134
5	1:45.115	+0.163	9:38:08.249
6	1:53.380	+8.428	9:40:01.629
7	1:44.952		9:41:46.581
8	1:51.424	+6.472	9:43:38.005
9	1:45.629	+0.677	9:45:23.634

Lap	Lap Tm	Diff	Time of Day
(50) GRACIA GIMENO, EMILIO JESUS			
1			9:30:12.019
2	2:05.206	+13.131	9:32:17.225
3	1:56.142	+4.067	9:34:13.367
4	1:53.416	+1.341	9:36:06.783
5	1:53.599	+1.524	9:38:00.382
6	1:52.075		9:39:52.457
7	1:53.145	+1.070	9:41:45.602
8	1:52.429	+0.354	9:43:38.031
9	2:09.701	+17.626	9:45:47.732

Lap	Lap Tm	Diff	Time of Day
(333) FATAS PAUL, JORGE J.			
1			9:30:18.156
2	1:59.207	+6.422	9:32:17.363
3	1:52.785		9:34:10.148
4	1:55.480	+2.695	9:36:05.628
5	1:59.209	+6.424	9:38:04.837
6	2:07.129	+14.344	9:40:11.966
7	2:02.081	+9.296	9:42:14.047
8	2:05.074	+12.289	9:44:19.121
9	2:01.854	+9.069	9:46:20.975

Jefe de cronometraje

Orbits

Provisional

Los Comisarios Deportivos

El Director de Carrera

El Cronametrador

Definitiva

Hora:

Hora:

Hora:





Quinto, Camp. Aragón MX

Clasificado por vueltas

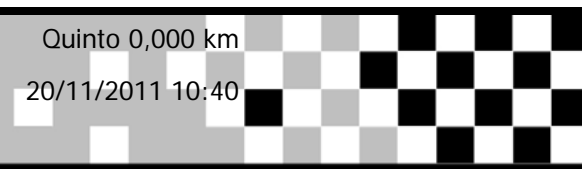
MX 1 / Veteranos

Quinto 0,000 km

Primera Manga

20/11/2011 10:40

Carrera iniciado a 10:50:43



Pos.	N°	Nombre	Vlts	Total T°	Dif. 1°	Mejor Tm Club	Marca
MX-1							
1	18	SANZ LOPEZ, RICARDO	15	22:32.637		1:28.276	Esc. R.T.S.
2	14	BAZAN GODOY, HECTOR GABRIEL	15	22:36.739	4.102	1:27.398	Mc. Cerro Blanco
3	7	FERNANDEZ GARCIA, CESAR	15	22:40.454	7.817	1:28.424	Sinesponsor Racing
4	39	LOPEZ MARTIN, YOEL	15	22:41.169	8.532	1:28.614	Mc. Villa de Utrillas
5	26	MAZA HURTADO, RAMON	14	23:01.182	1 Vuelta	1:30.596	Mc. Monegros
6	101	FERRER COLOMINA, MANUEL	14	23:01.625	1 Vuelta	1:35.480	Sinesponsor Racing
7	28	MUGUERZA GUIRAL, JAVIER	14	23:37.722	1 Vuelta	1:35.837	Mc. Monegros
8	81	CASADO GARCIA, LUIS	13	22:43.116	2 Vueltas	1:39.237	A.D.M. La Almunia
9	333	FATAS PAUL, JORGE J.	12	23:18.927	3 Vueltas	1:49.339	Mc. Cerro Blanco

Veteranos							
1	4	PEREZ CUEN, ANTONIO	15	23:48.966		1:31.824	Esc. R.T.S.
2	25	LLUCH LIARTE, JUAN CARLOS	15	24:05.788	16.822	1:34.576	Mc. Zuera
3	48	MATEO PEREZ, OCTAVIO JOSE	13	22:47.939	2 Vueltas	1:40.027	Mc. Calatayud
4	50	GRACIA GIMENO, EMILIO JESUS	13	24:13.528	2 Vueltas	1:46.653	Tauste Mc.
5	47	GIMENEZ ASCASO, ALEJANDRO	13	24:17.261	2 Vueltas	1:40.569	Correcaminos Mc.

Margin of Victory	Avg. Speed	Best Lap Tm	Best Spd	Best Lap by
4.102	-	1:27.398	-	14 - BAZAN GODOY, HECTOR GA

Jefe de cronometraje

Provisional Definitiva


Los Comisarios Deportivos

El Director de Carrera

El Cronametrador

Hora: Hora: Hora:

Orbits





Quinto, Camp. Aragón MX

MX 1 / Veteranos

Quinto 0,000 km

Primera Manga

20/11/2011 10:40

Carrera iniciado a 10:50:43



Lap	Lap Tm	Diff	Time of Day
2	1:44.558	+3.989	10:54:27.774
3	1:42.881	+2.312	10:56:10.655
4	1:40.569		10:57:51.224
5	1:42.836	+2.267	10:59:34.060
6	1:50.567	+9.998	11:01:24.627
7	1:47.713	+7.144	11:03:12.340
8	1:44.247	+3.678	11:04:56.587
9	1:44.021	+3.452	11:06:40.608
10	1:47.490	+6.921	11:08:28.098
11	1:48.471	+7.902	11:10:16.569
12	2:52.886	+1:12.317	11:13:09.455
13	1:51.194	+10.625	11:15:00.649

Lap	Lap Tm	Diff	Time of Day
-----	--------	------	-------------

Lap	Lap Tm	Diff	Time of Day
-----	--------	------	-------------

(333) FATAS PAUL, JORGE J.

1	1:56.111	+6.772	10:52:47.811
2	1:50.400	+1.061	10:54:38.211
3	1:49.339		10:56:27.550
4	1:55.051	+5.712	10:58:22.601
5	1:53.909	+4.570	11:00:16.510
6	1:54.607	+5.268	11:02:11.117
7	1:53.863	+4.524	11:04:04.980
8	2:01.549	+12.210	11:06:06.529
9	1:55.692	+6.353	11:08:02.221
10	1:58.019	+8.680	11:10:00.240
11	2:04.631	+15.292	11:12:04.871
12	1:57.444	+8.105	11:14:02.315

Jefe de cronometraje

Orbits

Provisional

Los Comisarios Deportivos

El Director de Carrera

El Cronametrador

Definitiva

Hora:

Hora:

Hora:





Quinto, Camp. Aragón MX

Clasificado por vueltas

MX 1 / Veteranos

Quinto 0,000 km

Segunda Manga

20/11/2011 12:05

Carrera (20:00 y 2 Vueltas) iniciado a 12:07:30

Pos.	Nº	Nombre	Vlts	Total T°	Dif. 1°	Mejor Tm Club	Marca
MX-1							
1	18	SANZ LOPEZ, RICARDO	16	24:10.309		1:29.456	Esc. R.T.S.
2	7	FERNANDEZ GARCIA, CESAR	16	24:10.866	0.557	1:28.729	Sinesponsor Racing
3	39	LOPEZ MARTIN, YOEL	16	24:24.848	14.539	1:29.954	Mc. Villa de Utrillas
4	14	BAZAN GODOY, HECTOR GABRIEL	16	24:38.423	28.114	1:28.326	Mc. Cerro Blanco
5	26	MAZA HURTADO, RAMON	16	25:18.134	1:07.825	1:29.977	Mc. Monegros
6	28	MUGUERZA GUIRAL, JAVIER	15	25:37.592	1 Vuelta	1:35.489	Mc. Monegros
7	81	CASADO GARCIA, LUIS	14	24:50.434	2 Vueltas	1:41.353	A.D.M. La Almunia

No clasificado (75% = 12 Vueltas)

NT	101	FERRER COLOMINA, MANUEL	3	5:01.287	NT	1:36.054	Sinesponsor Racing
NT	333	FATAS PAUL, JORGE J.	1	2:02.221	NT	1:52.801	Mc. Cerro Blanco

Veteranos

1	4	PEREZ CUEN, ANTONIO	16	25:26.218		1:32.530	Esc. R.T.S.
2	25	LLUCH LIARTE, JUAN CARLOS	16	25:28.796	2.578	1:33.295	Mc. Zuera
3	48	MATEO PEREZ, OCTAVIO JOSE	14	25:48.312	2 Vueltas	1:42.537	Mc. Calatayud
4	50	GRACIA GIMENO, EMILIO JESUS	13	25:22.471	3 Vueltas	1:48.623	Tauste Mc.

No clasificado (75% = 12 Vueltas)

NT	47	GIMENEZ ASCASO, ALEJANDRO	3	5:22.288	NT	1:42.871	Correcaminos Mc.
----	----	---------------------------	---	----------	----	----------	------------------

Margin of Victory	Avg. Speed	Best Lap Tm	Best Spd	Best Lap by
0.557	-	1:28.326	-	14 - BAZAN GODOY, HECTOR GA

Jefe de cronometraje

Orbits

Provisional

Los Comisarios Deportivos

El Director de Carrera

El Cronametrador

Definitiva

Hora:

Hora:

Hora:





Quinto, Camp. Aragón MX

MX 1 / Veteranos

Quinto 0,000 km

Segunda Manga

20/11/2011 12:05

Carrera (20:00 y 2 Vueltas) iniciado a 12:07:30

Lap	Lap Tm	Diff	Time of Day
2	1:42.871		12:11:08.600
3	1:44.584	+1.713	12:12:53.184

(333) FATAS PAUL, JORGE J.

1	1:52.801		12:09:33.117
---	----------	--	--------------

Lap	Lap Tm	Diff	Time of Day
-----	--------	------	-------------

Lap	Lap Tm	Diff	Time of Day
-----	--------	------	-------------

Jefe de cronometraje

Orbits

Provisional

Los Comisarios Deportivos

El Director de Carrera

El Cronametrador

Definitiva

Hora:

Hora:

Hora:



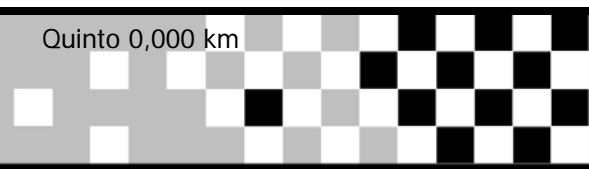


Quinto, Camp. Aragón MX

MX 1 / Veteranos

Quinto 0,000 km

Final MX 1 / Veteranos



Pos.	Nº	Nombre	T. puntos	1ª C	2ª C	Club	Marca
MX-1							
1	18	SANZ LOPEZ, RICARDO	50	25	25	Esc. R.T.S.	
2	7	FERNANDEZ GARCIA, CESAR	42	20	22	Sinesponsor Racing	
3	14	BAZAN GODOY, HECTOR GABRIEL	40	22	18	Mc. Cerro Blanco	
4	39	LOPEZ MARTIN, YOEL	38	18	20	Mc. Villa de Utrillas	
5	26	MAZA HURTADO, RAMON	32	16	16	Mc. Monegros	
6	28	MUGUERZA GUIRAL, JAVIER	29	14	15	Mc. Monegros	
7	81	CASADO GARCIA, LUIS	27	13	14	A.D.M. La Almunia	
8	101	FERRER COLOMINA, MANUEL	15	15	0	Sinesponsor Racing	
9	333	FATAS PAUL, JORGE J.	12	12	0	Mc. Cerro Blanco	
Veteranos							
1	4	PEREZ CUEN, ANTONIO	50	25	25	Esc. R.T.S.	
2	25	LLUCH LIARTE, JUAN CARLOS	44	22	22	Mc. Zuera	
3	48	MATEO PEREZ, OCTAVIO JOSE	40	20	20	Mc. Calatayud	
4	50	GRACIA GIMENO, EMILIO JESUS	36	18	18	Tauste Mc.	
5	47	GIMENEZ ASCASO, ALEJANDRO	16	16	0	Correcaminos Mc.	

Jefe de cronometraje

Orbits

Provisional

Los Comisarios Deportivos

El Director de Carrera

El Cronametrador

Definitiva

Hora:

Hora:

Hora:





Quinto, Camp. Aragón MX

Clasificado por mejor tiempo de vuelta

MX 2

Quinto 0,000 km

Entrenos Oficiales

20/11/2011 10:10

Clasificación (15:00 Tiempo) iniciado a 10:05:24

Pos.	Nº	Name	Mejor Tm	Dif. 1º	En Vlt.	Club
1	98	VALERA RODRIGUEZ, SERGIO	1:26.565		8	Mc. Villa de Utrillas
2	31	VILLAVERDE MARIN, ADRIAN	1:26.870	0.305	6	Mc. Zuera
3	39	LOPEZ MARTIN, YOEL	1:27.791	1.226	4	Mc. Villa de Utrillas
4	37	LOPEZ GADEA, ALEJANDRO	1:28.145	1.580	7	Tauste Mc.
5	80	BELLIDO PARDO, FERNANDO	1:29.967	3.402	8	Tauste Mc.
6	5	RAUFAST PARDO, RICARDO	1:30.512	3.947	4	Mc. Zuera
7	34	SEGURA GARCIA, VICTOR MANUEL	1:30.572	4.007	4	MC Morella
8	55	CHUECA GOMEZ, VICTOR	1:32.249	5.684	5	Mc La Molilla
9	35	PRADO CORRALES, SANTOS	1:33.041	6.476	7	Mc. Cerro Blanco
10	224	ARMENGOL OLIVA, JORGE	1:33.070	6.505	7	Mc. Bajo Aragón
11	111	ESPALLARGAS GIL, JESUS	1:33.739	7.174	7	Mc. Bajo Aragón
12	60	URGEL HERNANDO, AARON	1:34.401	7.836	8	Mc. Calatayud
13	28	MUÑOZ VILLUENDAS, VALENTI	1:34.589	8.024	7	Mc. Villa de Utrillas
14	33	MUNERA LORIENTE, SERGIO	1:35.779	9.214	7	Pm. Oscense
15	113	GRASA ROYO, CESAR	1:36.866	10.301	4	Mc. Epila
16	30	TOLON PEREZ, MARCO	1:38.219	11.654	5	Mc. Fuentes
17	95	MORENO ARROYO, VICTOR	1:39.541	12.976	6	Tauste Mc.
18	88	GARCIA MIÑES, JAVIER	1:42.168	15.603	7	Tauste Mc.
19	86	LOPEZ MATEO, ALEJANDRO	1:50.662	24.097	6	Correcaminos Mc.
20	7	ARRIEZU MANZANARES, ASTOR			0	Independiente

Jefe de cronometraje

Orbits

Provisional

Los Comisarios Deportivos

El Director de Carrera

El Cronametrador

Definitiva

Hora:

Hora:

Hora:



Quinto, Camp. Aragón MX

MX 2

Entrenos Oficiales

Quinto 0,000 km

20/11/2011 10:10

Clasificación (15:00 Tiempo) iniciado a 10:05:24

Lap	Lap Tm	Diff	Time of Day
(98) VALERA RODRIGUEZ, SERGIO			
1			10:05:30.789
2	1:39.508	+12.943	10:07:10.297
3	1:31.065	+4.500	10:08:41.362
4	1:29.010	+2.445	10:10:10.372
5	1:36.494	+9.929	10:11:46.866
6	1:26.838	+0.273	10:13:13.704
7	1:40.742	+14.177	10:14:54.446
8	1:26.565		10:16:21.011
9	1:38.314	+11.749	10:17:59.325

Lap	Lap Tm	Diff	Time of Day
(31) VILLAVERDE MARIN, ADRIAN			
1			10:05:29.585
2	1:35.607	+8.737	10:07:05.192
3	1:30.915	+4.045	10:08:36.107
4	1:27.291	+0.421	10:10:03.398
5	1:35.188	+8.318	10:11:38.586
6	1:26.870		10:13:05.456
7	1:41.124	+14.254	10:14:46.580

Lap	Lap Tm	Diff	Time of Day
(39) LOPEZ MARTIN, YOEL			
1			10:06:23.383
2	1:52.674	+24.883	10:08:16.057
3	1:28.631	+0.840	10:09:44.688
4	1:27.791		10:11:12.479
5	1:29.941	+2.150	10:12:42.420

Lap	Lap Tm	Diff	Time of Day
(37) LOPEZ GADEA, ALEJANDRO			
1			10:05:35.429
2	1:42.616	+14.471	10:07:18.045
3	1:34.044	+5.899	10:08:52.089
4	1:29.726	+1.581	10:10:21.815
5	1:29.366	+1.221	10:11:51.181
6	4:20.092	+2:51.947	10:16:11.273
7	1:28.145		10:17:39.418

Lap	Lap Tm	Diff	Time of Day
(80) BELLIDO PARDO, FERNANDO			
1			10:05:33.457
2	1:46.255	+16.288	10:07:19.712
3	1:35.194	+5.227	10:08:54.906
4	1:31.321	+1.354	10:10:26.227
5	1:40.750	+10.783	10:12:06.977
6	1:40.703	+10.736	10:13:47.680
7	1:31.048	+1.081	10:15:18.728
8	1:29.967		10:16:48.695

Lap	Lap Tm	Diff	Time of Day
(5) RAUFAST PARDO, RICARDO			
1			10:05:33.433
2	1:39.018	+8.506	10:07:12.451
3	1:31.946	+1.434	10:08:44.397
4	1:30.512		10:10:14.909
5	1:37.230	+6.718	10:11:52.139
6	1:37.464	+6.952	10:13:29.603
7	1:30.827	+0.315	10:15:00.430
8	1:45.207	+14.695	10:16:45.637
9	1:46.955	+16.443	10:18:32.592

Lap	Lap Tm	Diff	Time of Day
(34) SEGURA GARCIA, VICTOR MANUEL			
1			10:05:36.588
2	1:42.423	+11.851	10:07:19.011
3	1:34.534	+3.962	10:08:53.545
4	1:30.572		10:10:24.117
5	1:32.030	+1.458	10:11:56.147
6	1:34.138	+3.566	10:13:30.285
7	1:32.024	+1.452	10:15:02.309

Lap	Lap Tm	Diff	Time of Day
8	1:31.243	+0.671	10:16:33.552
9	1:47.328	+16.756	10:18:20.880

Lap	Lap Tm	Diff	Time of Day
(55) CHUECA GOMEZ, VICTOR			
1			10:05:32.681
2	1:56.613	+24.364	10:07:29.294
3	1:36.908	+4.659	10:09:06.202
4	1:38.958	+6.709	10:10:45.160
5	1:32.249		10:12:17.409
6	1:34.762	+2.513	10:13:52.171
7	1:33.027	+0.778	10:15:25.198
8	1:35.989	+3.740	10:17:01.187

Lap	Lap Tm	Diff	Time of Day
(35) PRADO CORRALES, SANTOS			
1			10:06:12.997
2	1:55.743	+22.702	10:08:08.740
3	1:37.724	+4.683	10:09:46.464
4	1:33.239	+0.198	10:11:19.703
5	1:34.154	+1.113	10:12:53.857
6	1:33.585	+0.544	10:14:27.442
7	1:33.041		10:16:00.483
8	1:36.281	+3.240	10:17:36.764

Lap	Lap Tm	Diff	Time of Day
(224) ARMENGOL OLIVA, JORGE			
1			10:05:36.384
2	1:48.330	+15.260	10:07:24.714
3	1:39.226	+6.156	10:09:03.940
4	1:36.350	+3.280	10:10:40.290
5	1:38.294	+5.224	10:12:18.584
6	1:44.969	+11.899	10:14:03.553
7	1:33.070		10:15:36.623
8	2:25.411	+52.341	10:18:02.034

Lap	Lap Tm	Diff	Time of Day
(111) ESPALLARGAS GIL, JESUS			
1			10:05:34.501
2	1:48.035	+14.296	10:07:22.536
3	1:35.908	+2.169	10:08:58.444
4	1:34.812	+1.073	10:10:33.256
5	1:40.529	+6.790	10:12:13.785
6	1:51.564	+17.825	10:14:05.349
7	1:33.739		10:15:39.088
8	1:35.781	+2.042	10:17:14.869

Lap	Lap Tm	Diff	Time of Day
(60) URGEL HERNANDO, AARON			
1			10:05:30.758
2	1:47.794	+13.393	10:07:18.552
3	1:41.546	+7.145	10:09:00.098
4	1:35.043	+0.642	10:10:35.141
5	1:34.770	+0.369	10:12:09.911
6	1:45.677	+11.276	10:13:55.588
7	1:34.984	+0.583	10:15:30.572
8	1:34.401		10:17:04.973

Lap	Lap Tm	Diff	Time of Day
(28) MUÑOZ VILLUENDAS, VALENTI			
1			10:05:32.095
2	1:52.010	+17.421	10:07:24.105
3	1:43.054	+8.465	10:09:07.159
4	1:40.672	+6.083	10:10:47.831
5	1:34.858	+0.269	10:12:22.689
6	1:36.120	+1.531	10:13:58.809
7	1:34.589		10:15:33.398
8	1:35.336	+0.747	10:17:08.734

Lap	Lap Tm	Diff	Time of Day
(33) MUNERA LORIENTE, SERGIO			
1			10:05:37.133
2	1:49.611	+13.832	10:07:26.744

Lap	Lap Tm	Diff	Time of Day
3	1:39.446	+3.667	10:09:06.190
4	1:36.972	+1.193	10:10:43.162
5	1:37.592	+1.813	10:12:20.754
6	1:45.291	+9.512	10:14:06.045
7	1:35.779		10:15:41.824
8	1:36.501	+0.722	10:17:18.325

Lap	Lap Tm	Diff	Time of Day
(113) GRASA ROYO, CESAR			
1			10:05:40.381
2	1:52.186	+15.320	10:07:32.567
3	1:46.901	+10.035	10:09:19.468
4	1:36.866		10:10:56.334
5	5:02.203	+3:25.337	10:15:58.537
6	1:37.456	+0.590	10:17:35.993

Lap	Lap Tm	Diff	Time of Day
(30) TOLON PEREZ, MARCO			
1			10:05:40.990
2	1:52.600	+14.381	10:07:33.590
3	1:40.970	+2.751	10:09:14.560
4	1:39.624	+1.405	10:10:54.184
5	1:38.219		10:12:32.403
6	1:43.075	+4.856	10:14:15.478
7	1:41.196	+2.977	10:15:56.674
8	1:38.789	+0.570	10:17:35.463

Lap	Lap Tm	Diff	Time of Day
(95) MORENO ARROYO, VICTOR			
1			10:05:38.569
2	1:51.607	+12.066	10:07:30.176
3	1:46.438	+6.897	10:09:16.614
4	1:40.264	+0.723	10:10:56.878
5	1:40.983	+1.442	10:12:37.861
6	1:39.541		10:14:17.402
7	1:39.676	+0.135	10:15:57.078
8	1:50.792	+11.251	10:17:47.870

Lap	Lap Tm	Diff	Time of Day
(88) GARCIA MIÑES, JAVIER			
1			10:05:39.405
2	2:16.914	+34.746	10:07:56.319
3	2:09.591	+27.423	10:10:05.910
4	1:44.344	+2.176	10:11:50.254
5	1:43.371	+1.203	10:13:33.625
6	1:44.877	+2.709	10:15:18.502
7	1:42.168		10:17:00.670

Lap	Lap Tm	Diff	Time of Day
(86) LOPEZ MATEO, ALEJANDRO			
1			10:05:37.946
2	1:58.147	+7.485	10:07:36.093
3	2:11.898	+21.236	10:09:47.991
4	1:52.094	+1.432	10:11:40.085
5	1:51.006	+0.344	10:13:31.091
6	1:50.662		10:15:21.753
7	1:52.646	+1.984	10:17:14.399

Jefe de cronometraje

Orbits

 Provisional

Los Comisarios Deportivos

El Director de Carrera

El Cronometrador

 Definitiva

Hora:

Hora:

Hora:





Quinto, Camp. Aragón MX

Clasificado por vueltas

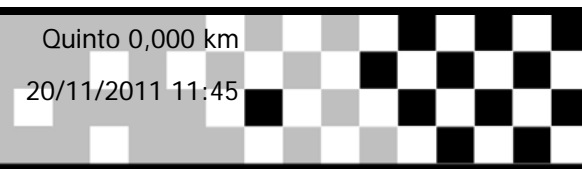
MX 2

Quinto 0,000 km

Primera Manga

20/11/2011 11:45

Carrera (20:00 y 2 Vueltas) iniciado a 11:38:22



Pos.	N°	Nombre	Vlts	Total T°	Dif. 1°	Mejor Tm Club	Marca
MX-2-JN							
1	55	CHUECA GOMEZ, VICTOR	16	24:55.412		1:30.123	Mc La Molilla
2	35	PRADO CORRALES, SANTOS	16	25:07.516	12.104	1:31.819	Mc. Cerro Blanco
3	60	URGEL HERNANDO, AARON	15	24:05.408	1 Vuelta	1:32.556	Mc. Calatayud
4	28	MUÑOZ VILLUENDAS, VALENTI	15	24:37.348	1 Vuelta	1:34.302	Mc. Villa de Utrillas
5	111	ESPALLARGAS GIL, JESUS	15	24:53.376	1 Vuelta	1:32.928	Mc. Bajo Aragón
6	95	MORENO ARROYO, VICTOR	15	24:56.827	1 Vuelta	1:36.149	Tauste Mc.
7	30	TOLON PEREZ, MARCO	15	25:09.975	1 Vuelta	1:35.284	Mc. Fuentes
8	33	MUNERA LORIENTE, SERGIO	14	24:15.500	2 Vueltas	1:32.898	Pm. Oscense
9	88	GARCIA MIÑES, JAVIER	14	24:23.830	2 Vueltas	1:37.419	Tauste Mc.
10	86	LOPEZ MATEO, ALEJANDRO	14	25:47.275	2 Vueltas	1:46.745	Correcaminos Mc.

No clasificado (75% = 12 Vueltas)

NT	113	GRASA ROYO, CESAR	5	8:12.375	NT	1:34.436	Mc. Epila
NT	98	VALERA RODRIGUEZ, SERGIO	1	1:40.135	NT	1:32.672	Mc. Villa de Utrillas

MX-2-SN

1	31	VILLAVERDE MARIN, ADRIAN	16	24:01.130		1:26.842	Mc. Zuera
2	39	LOPEZ MARTIN, YOEL	16	24:04.922	3.792	1:28.300	Mc. Villa de Utrillas
3	80	BELLIDO PARDO, FERNANDO	16	24:40.732	39.602	1:29.777	Tauste Mc.
4	37	LOPEZ GADEA, ALEJANDRO	16	24:50.614	49.484	1:29.370	Tauste Mc.
5	34	SEGURA GARCIA, VICTOR MANUEL	16	24:55.096	53.966	1:29.949	MC Morella
6	5	RAUFAST PARDO, RICARDO	16	25:26.110	1:24.980	1:31.750	Mc. Zuera
7	224	ARMENGOL OLIVA, JORGE	15	24:03.387	1 Vuelta	1:33.152	Mc. Bajo Aragón

Margin of Victory	Avg. Speed	Best Lap Tm	Best Spd	Best Lap by
3.792	-	1:26.842	-	31 - VILLAVERDE MARIN, ADRIA

Jefe de cronometraje

Orbits

Provisional

Los Comisarios Deportivos

El Director de Carrera

El Cronametrador

Definitiva

Hora:

Hora:

Hora:





Quinto, Camp. Aragón MX

MX 2

Quinto 0,000 km

Primera Manga

20/11/2011 11:45

Carrera (20:00 y 2 Vueltas) iniciado a 11:38:22

Table with columns: Lap, Lap Tm, Diff, Time of Day. Row (31) VILLAVERDE MARIN, ADRIAN. Laps 1-16.

Table with columns: Lap, Lap Tm, Diff, Time of Day. Row (39) LOPEZ MARTIN, YOEL. Laps 1-16.

Table with columns: Lap, Lap Tm, Diff, Time of Day. Row (80) BELLIDO PARDO, FERNANDO. Laps 1-16.

Table with columns: Lap, Lap Tm, Diff, Time of Day. Row (37) LOPEZ GADEA, ALEJANDRO. Laps 1-10.

Table with columns: Lap, Lap Tm, Diff, Time of Day. Laps 11-16.

Table with columns: Lap, Lap Tm, Diff, Time of Day. Row (34) SEGURA GARCIA, VICTOR MANUEL. Laps 1-16.

Table with columns: Lap, Lap Tm, Diff, Time of Day. Row (55) CHUECA GOMEZ, VICTOR. Laps 1-16.

Table with columns: Lap, Lap Tm, Diff, Time of Day. Row (35) PRADO CORRALES, SANTOS. Laps 1-16.

Table with columns: Lap, Lap Tm, Diff, Time of Day. Row (5) RAUFAST PARDO, RICARDO. Laps 1-4.

Table with columns: Lap, Lap Tm, Diff, Time of Day. Laps 5-16.

Table with columns: Lap, Lap Tm, Diff, Time of Day. Row (224) ARMENGOL OLIVA, JORGE. Laps 1-15.

Table with columns: Lap, Lap Tm, Diff, Time of Day. Row (60) URGEL HERNANDO, AARON. Laps 1-15.

Table with columns: Lap, Lap Tm, Diff, Time of Day. Row (28) MUÑOZ VILLUENDAS, VALENTI. Laps 1-15.

Table with columns: Lap, Lap Tm, Diff, Time of Day. Row (111) ESPALLARGAS GIL, JESUS. Lap 1.

Jefe de cronometraje

Orbits

Form with checkboxes for Provisional and Definitiva, and a field for Hora.

Form with a field for El Director de Carrera and Hora.

Form with a field for El Cronametrador and Hora.





Quinto, Camp. Aragón MX


MX 2

Quinto 0,000 km

Primera Manga

20/11/2011 11:45

Carrera (20:00 y 2 Vueltas) iniciado a 11:38:22



Lap	Lap Tm	Diff	Time of Day
2	2:09.911	+36.983	11:42:23.314
3	1:32.928		11:43:56.242
4	1:35.009	+2.081	11:45:31.251
5	1:37.397	+4.469	11:47:08.648
6	1:42.966	+10.038	11:48:51.614
7	1:35.619	+2.691	11:50:27.233
8	1:34.099	+1.171	11:52:01.332
9	1:35.554	+2.626	11:53:36.886
10	1:34.506	+1.578	11:55:11.392
11	1:38.156	+5.228	11:56:49.548
12	1:35.869	+2.941	11:58:25.417
13	1:35.769	+2.841	12:00:01.186
14	1:37.153	+4.225	12:01:38.339
15	1:37.135	+4.207	12:03:15.474

(95) MORENO ARROYO, VICTOR

1	1:43.921	+7.772	11:40:14.330
2	1:38.251	+2.102	11:41:52.581
3	1:36.149		11:43:28.730
4	1:36.291	+0.142	11:45:05.021
5	1:36.243	+0.094	11:46:41.264
6	1:37.807	+1.658	11:48:19.071
7	1:36.745	+0.596	11:49:55.816
8	1:37.395	+1.246	11:51:33.211
9	1:36.451	+0.302	11:53:09.662
10	1:40.011	+3.862	11:54:49.673
11	1:38.289	+2.140	11:56:27.962
12	1:51.497	+15.348	11:58:19.459
13	1:40.771	+4.622	12:00:00.230
14	1:39.292	+3.143	12:01:39.522
15	1:39.403	+3.254	12:03:18.925

(30) TOLON PEREZ, MARCO

1	1:41.597	+6.313	11:40:11.528
2	1:37.533	+2.249	11:41:49.061
3	1:36.121	+0.837	11:43:25.182
4	1:35.284		11:45:00.466
5	1:36.734	+1.450	11:46:37.200
6	1:38.025	+2.741	11:48:15.225
7	1:38.907	+3.623	11:49:54.132
8	1:38.294	+3.010	11:51:32.426
9	1:40.200	+4.916	11:53:12.626
10	1:45.028	+9.744	11:54:57.654
11	1:41.295	+6.011	11:56:38.949
12	1:42.880	+7.596	11:58:21.829
13	1:42.547	+7.263	12:00:04.376
14	1:44.950	+9.666	12:01:49.326
15	1:42.747	+7.463	12:03:32.073

(33) MUNERA LORIENTE, SERGIO

1	1:39.610	+6.712	11:40:09.145
2	1:33.633	+0.735	11:41:42.778
3	1:32.898		11:43:15.676
4	1:34.484	+1.586	11:44:50.160
5	1:34.404	+1.506	11:46:24.564
6	1:35.974	+3.076	11:48:00.538
7	1:39.020	+6.122	11:49:39.558
8	1:35.337	+2.439	11:51:14.895
9	1:47.579	+14.681	11:53:02.474
10	2:01.931	+29.033	11:55:04.405
11	1:50.980	+18.082	11:56:55.385
12	1:51.561	+18.663	11:58:46.946
13	1:54.055	+21.157	12:00:41.001
14	1:56.597	+23.699	12:02:37.598

(88) GARCIA MIÑES, JAVIER

Lap	Lap Tm	Diff	Time of Day
1	1:44.037	+6.618	11:40:14.104
2	1:41.261	+3.842	11:41:55.365
3	1:38.067	+0.648	11:43:33.432
4	1:37.735	+0.316	11:45:11.167
5	1:56.779	+19.360	11:47:07.946
6	1:44.608	+7.189	11:48:52.554
7	1:37.419		11:50:29.973
8	1:44.701	+7.282	11:52:14.674
9	1:42.816	+5.397	11:53:57.490
10	1:41.919	+4.500	11:55:39.409
11	1:42.296	+4.877	11:57:21.705
12	1:43.375	+5.956	11:59:05.080
13	1:56.941	+19.522	12:01:02.021
14	1:43.907	+6.488	12:02:45.928

(86) LOPEZ MATEO, ALEJANDRO

1	1:52.265	+5.520	11:40:23.257
2	1:47.740	+0.995	11:42:10.997
3	1:47.266	+0.521	11:43:58.263
4	1:46.745		11:45:45.008
5	1:51.061	+4.316	11:47:36.069
6	1:48.289	+1.544	11:49:24.358
7	1:50.066	+3.321	11:51:14.424
8	1:51.210	+4.465	11:53:05.634
9	1:52.891	+6.146	11:54:58.525
10	1:48.698	+1.953	11:56:47.223
11	1:53.448	+6.703	11:58:40.671
12	1:50.154	+3.409	12:00:30.825
13	1:47.600	+0.855	12:02:18.425
14	1:50.948	+4.203	12:04:09.373

(113) GRASA ROYO, CESAR

1	1:40.959	+6.523	11:40:10.546
2	1:35.267	+0.831	11:41:45.813
3	1:37.902	+3.466	11:43:23.715
4	1:34.436		11:44:58.151
5	1:36.322	+1.886	11:46:34.473

(98) VALERA RODRIGUEZ, SERGIO

1	1:32.672		11:40:02.233
---	-----------------	--	--------------

Jefe de cronometraje

Orbits

Provisional

Los Comisarios Deportivos

El Director de Carrera

El Cronametrador

Definitiva

Hora:

Hora:

Hora:





Quinto, Camp. Aragón MX

Clasificado por vueltas

MX 2

Quinto 0,000 km

Segunda Manga

20/11/2011 13:00

Carrera (20:00 y 2 Vueltas) iniciado a 13:55:24

Pos.	N°	Nombre	Vlts	Total T°	Dif. 1°	Mejor Tm Club	Marca
MX-2-JN							
1	98	VALERA RODRIGUEZ, SERGIO	16	25:19.813		1:29.709	Mc. Villa de Utrillas
2	55	CHUECA GOMEZ, VICTOR	16	25:21.171	1.358	1:32.343	Mc La Molilla
3	60	URGEL HERNANDO, AARON	16	25:51.170	31.357	1:35.492	Mc. Calatayud
4	111	ESPALLARGAS GIL, JESUS	15	24:25.280	1 Vuelta	1:35.490	Mc. Bajo Aragón
5	33	MUNERA LORIENTE, SERGIO	15	24:40.087	1 Vuelta	1:35.619	Pm. Oscense
6	88	GARCIA MIÑES, JAVIER	15	24:55.050	1 Vuelta	1:36.560	Tauste Mc.
7	95	MORENO ARROYO, VICTOR	15	24:55.404	1 Vuelta	1:36.852	Tauste Mc.
8	35	PRADO CORRALES, SANTOS	15	25:18.724	1 Vuelta	1:31.985	Mc. Cerro Blanco
9	30	TOLON PEREZ, MARCO	15	25:46.379	1 Vuelta	1:37.819	Mc. Fuentes
10	28	MUÑOZ VILLUENDAS, VALENTI	14	24:50.598	2 Vueltas	1:33.366	Mc. Villa de Utrillas
11	86	LOPEZ MATEO, ALEJANDRO	14	26:00.752	2 Vueltas	1:47.071	Correcaminos Mc.

No clasificado (75% = 12 Vueltas)

NT	113	GRASA ROYO, CESAR	8	13:29.146	NT	1:38.379	Mc. Epila
----	-----	-------------------	---	-----------	----	----------	-----------

MX-2-SN

1	31	VILLAVERDE MARIN, ADRIAN	16	24:19.286		1:28.033	Mc. Zuera
2	37	LOPEZ GADEA, ALEJANDRO	16	24:24.600	5.314	1:29.873	Tauste Mc.
3	39	LOPEZ MARTIN, YOEL	16	24:32.605	13.319	1:30.001	Mc. Villa de Utrillas
4	80	BELLIDO PARDO, FERNANDO	16	24:40.238	20.952	1:30.475	Tauste Mc.
5	34	SEGURA GARCIA, VICTOR MANUEL	16	24:54.471	35.185	1:31.168	MC Morella
6	5	RAUFAST PARDO, RICARDO	16	25:19.244	59.958	1:31.054	Mc. Zuera
7	224	ARMENGOL OLIVA, JORGE	14	24:22.885	2 Vueltas	1:35.826	Mc. Bajo Aragón

Margin of Victory	Avg. Speed	Best Lap Tm	Best Spd	Best Lap by
5.314	-	1:28.033	-	31 - VILLAVERDE MARIN, ADRIA

Jefe de cronometraje

Orbits

Provisional

Los Comisarios Deportivos

El Director de Carrera

El Cronametrador

Definitiva

Hora:

Hora:

Hora:





Quinto, Camp. Aragón MX

MX 2

Quinto 0,000 km

Segunda Manga

20/11/2011 13:00

Carrera (20:00 y 2 Vueltas) iniciado a 13:55:24

Lap	Lap Tm	Diff	Time of Day
(31) VILLAVERDE MARIN, ADRIAN			
1	1:33.389	+5.356	13:57:05.070
2	1:28.033		13:58:33.103
3	1:29.243	+1.210	14:00:02.346
4	1:29.758	+1.725	14:01:32.104
5	1:29.065	+1.032	14:03:01.169
6	1:29.660	+1.627	14:04:30.829
7	1:29.557	+1.524	14:06:00.386
8	1:30.310	+2.277	14:07:30.696
9	1:29.401	+1.368	14:09:00.097
10	1:30.187	+2.154	14:10:30.284
11	1:31.656	+3.623	14:12:01.940
12	1:31.415	+3.382	14:13:33.355
13	1:31.195	+3.162	14:15:04.550
14	1:31.735	+3.702	14:16:36.285
15	1:32.695	+4.662	14:18:08.980
16	1:34.657	+6.624	14:19:43.637

Lap	Lap Tm	Diff	Time of Day
(37) LOPEZ GADEA, ALEJANDRO			
1	1:30.473	+0.600	13:57:01.139
2	1:31.302	+1.429	13:58:32.441
3	1:31.777	+1.904	14:00:04.218
4	1:30.088	+0.215	14:01:34.306
5	1:29.873		14:03:04.179
6	1:30.493	+0.620	14:04:34.672
7	1:30.092	+0.219	14:06:04.764
8	1:30.595	+0.722	14:07:35.359
9	1:30.362	+0.489	14:09:05.721
10	1:31.126	+1.253	14:10:36.847
11	1:31.319	+1.446	14:12:08.166
12	1:31.521	+1.648	14:13:39.687
13	1:31.539	+1.666	14:15:11.226
14	1:31.608	+1.735	14:16:42.834
15	1:32.048	+2.175	14:18:14.882
16	1:34.069	+4.196	14:19:48.951

Lap	Lap Tm	Diff	Time of Day
(39) LOPEZ MARTIN, YOEL			
1	1:35.130	+5.129	13:57:07.367
2	1:30.901	+0.900	13:58:38.268
3	1:30.873	+0.872	14:00:09.141
4	1:31.669	+1.668	14:01:40.810
5	1:30.003	+0.002	14:03:10.813
6	1:30.001		14:04:40.814
7	1:30.354	+0.353	14:06:11.168
8	1:30.540	+0.539	14:07:41.708
9	1:30.401	+0.400	14:09:12.109
10	1:31.289	+1.288	14:10:43.398
11	1:31.250	+1.249	14:12:14.648
12	1:32.164	+2.163	14:13:46.812
13	1:31.991	+1.990	14:15:18.803
14	1:31.572	+1.571	14:16:50.375
15	1:31.598	+1.597	14:18:21.973
16	1:34.983	+4.982	14:19:56.956

Lap	Lap Tm	Diff	Time of Day
(80) BELLIDO PARDO, FERNANDO			
1	1:35.607	+5.132	13:57:06.789
2	1:31.190	+0.715	13:58:37.979
3	1:30.719	+0.244	14:00:08.698
4	1:32.205	+1.730	14:01:40.903
5	1:31.612	+1.137	14:03:12.515
6	1:31.268	+0.793	14:04:43.783
7	1:31.829	+1.354	14:06:15.612
8	1:31.060	+0.585	14:07:46.672
9	1:30.475		14:09:17.147
10	1:32.177	+1.702	14:10:49.324

Lap	Lap Tm	Diff	Time of Day
11	1:32.826	+2.351	14:12:22.150
12	1:32.232	+1.757	14:13:54.382
13	1:32.332	+1.857	14:15:26.714
14	1:32.572	+2.097	14:16:59.286
15	1:32.275	+1.800	14:18:31.561
16	1:33.028	+2.553	14:20:04.589

Lap	Lap Tm	Diff	Time of Day
(34) SEGURA GARCIA, VICTOR MANUEL			
1	1:32.999	+1.831	13:57:03.957
2	1:32.120	+0.952	13:58:36.077
3	1:31.286	+0.118	14:00:07.363
4	1:31.987	+0.819	14:01:39.350
5	1:31.168		14:03:10.518
6	1:32.386	+1.218	14:04:42.904
7	1:32.018	+0.850	14:06:14.922
8	1:33.487	+2.319	14:07:48.409
9	1:32.613	+1.445	14:09:21.022
10	1:34.464	+3.296	14:10:55.486
11	1:33.398	+2.230	14:12:28.884
12	1:33.394	+2.226	14:14:02.278
13	1:33.502	+2.334	14:15:35.780
14	1:33.894	+2.726	14:17:09.674
15	1:33.567	+2.399	14:18:43.241
16	1:35.581	+4.413	14:20:18.822

Lap	Lap Tm	Diff	Time of Day
(5) RAUFAST PARDO, RICARDO			
1	1:36.961	+5.907	13:57:08.155
2	1:36.242	+5.188	13:58:44.397
3	1:31.842	+0.788	14:00:16.239
4	1:33.057	+2.003	14:01:49.296
5	1:31.054		14:03:20.350
6	1:33.631	+2.577	14:04:53.981
7	1:33.657	+2.603	14:06:27.638
8	1:34.229	+3.175	14:08:01.867
9	1:35.375	+4.321	14:09:37.242
10	1:34.743	+3.689	14:11:11.985
11	1:35.059	+4.005	14:12:47.044
12	1:35.617	+4.563	14:14:22.661
13	1:35.552	+4.498	14:15:58.213
14	1:35.265	+4.211	14:17:33.478
15	1:34.835	+3.781	14:19:08.313
16	1:35.282	+4.228	14:20:43.595

Lap	Lap Tm	Diff	Time of Day
(98) VALERA RODRIGUEZ, SERGIO			
1	1:33.708	+3.999	13:57:28.233
2	1:33.791	+4.082	13:59:02.024
3	1:31.878	+2.169	14:00:33.902
4	1:32.121	+2.412	14:02:06.023
5	1:36.338	+6.629	14:03:42.361
6	1:33.284	+3.575	14:05:15.645
7	1:33.216	+3.507	14:06:48.861
8	1:34.685	+4.976	14:08:23.546
9	1:33.895	+4.186	14:09:57.441
10	1:33.388	+3.679	14:11:30.829
11	1:33.515	+3.806	14:13:04.344
12	1:32.031	+2.322	14:14:36.375
13	1:33.596	+3.887	14:16:09.971
14	1:32.423	+2.714	14:17:42.394
15	1:32.061	+2.352	14:19:14.455
16	1:29.709		14:20:44.164

Lap	Lap Tm	Diff	Time of Day
(55) CHUECA GOMEZ, VICTOR			
1	1:41.784	+9.441	13:57:13.981
2	1:32.674	+0.331	13:58:46.655
3	1:33.496	+1.153	14:00:20.151
4	1:32.343		14:01:52.494

Lap	Lap Tm	Diff	Time of Day
5	1:33.433	+1.090	14:03:25.927
6	1:33.186	+0.843	14:04:59.113
7	1:32.988	+0.645	14:06:32.101
8	1:35.868	+3.525	14:08:07.969
9	1:33.995	+1.652	14:09:41.964
10	1:34.438	+2.095	14:11:16.402
11	1:34.315	+1.972	14:12:50.717
12	1:33.961	+1.618	14:14:24.678
13	1:34.536	+2.193	14:15:59.214
14	1:35.210	+2.867	14:17:34.424
15	1:35.156	+2.813	14:19:09.580
16	1:35.942	+3.599	14:20:45.522

Lap	Lap Tm	Diff	Time of Day
(60) URGEL HERNANDO, AARON			
1	1:38.258	+2.766	13:57:09.859
2	1:36.111	+0.619	13:58:45.970
3	1:35.886	+0.394	14:00:21.856
4	1:35.996	+0.504	14:01:57.852
5	1:36.129	+0.637	14:03:33.981
6	1:35.492		14:05:09.473
7	1:36.048	+0.556	14:06:45.521
8	1:37.123	+1.631	14:08:22.644
9	1:36.244	+0.752	14:09:58.888
10	1:35.631	+0.139	14:11:34.519
11	1:35.859	+0.367	14:13:10.378
12	1:36.531	+1.039	14:14:46.909
13	1:35.913	+0.421	14:16:22.822
14	1:36.665	+1.173	14:17:59.487
15	1:37.596	+2.104	14:19:37.083
16	1:38.438	+2.946	14:21:15.521

Lap	Lap Tm	Diff	Time of Day
(111) ESPALLARGAS GIL, JESUS			
1	1:39.437	+3.947	13:57:11.990
2	1:35.490		13:58:47.480
3	1:39.227	+3.737	14:00:26.707
4	1:37.151	+1.661	14:02:03.858
5	1:36.294	+0.804	14:03:40.152
6	1:36.127	+0.637	14:05:16.279
7	1:36.372	+0.882	14:06:52.651
8	1:37.016	+1.526	14:08:29.667
9	1:37.673	+2.183	14:10:07.340
10	1:36.369	+0.879	14:11:43.709
11	1:35.842	+0.352	14:13:19.551
12	1:36.506	+1.016	14:14:56.057
13	1:36.772	+1.282	14:16:32.829
14	1:38.291	+2.801	14:18:11.120
15	1:38.511	+3.021	14:19:49.631

Lap	Lap Tm	Diff	Time of Day
(33) MUNERA LORIENTE, SERGIO			
1	1:41.646	+6.027	13:57:14.617
2	1:35.619		13:58:50.236
3	1:37.256	+1.637	14:00:27.492
4	1:37.447	+1.828	14:02:04.939
5	1:38.759	+3.140	14:03:43.698
6	1:36.798	+1.179	14:05:20.496
7	1:35.737	+0.118	14:06:56.233
8	1:36.934	+1.315	14:08:33.167
9	1:37.490	+1.871	14:10:10.657
10	1:36.680	+1.061	14:11:47.337
11	1:37.004	+1.385	14:13:24.341
12	1:38.097	+2.478	14:15:02.438
13	1:38.515	+2.896	14:16:40.953
14	1:42.481	+6.862	14:18:23.434
15	1:41.004	+5.385	14:20:04.438

(88) GARCIA MIÑES, JAVIER

Jefe de cronometraje

Orbits

Provisional

Los Comisarios Deportivos

El Director de Carrera

El Cronametrador

Definitiva

Hora:

Hora:

Hora:





Quinto, Camp. Aragón MX

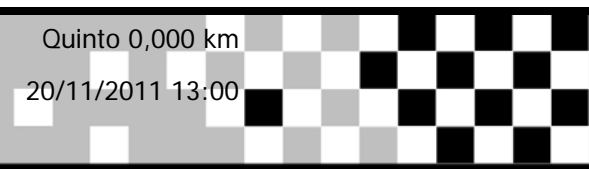
MX 2

Quinto 0,000 km

Segunda Manga

20/11/2011 13:00

Carrera (20:00 y 2 Vueltas) iniciado a 13:55:24



Lap	Lap Tm	Diff	Time of Day
1	1:36.560		13:57:07.312
2	1:38.126	+1.566	13:58:45.438
3	1:40.189	+3.629	14:00:25.627
4	1:38.071	+1.511	14:02:03.698
5	1:38.988	+2.428	14:03:42.686
6	1:39.017	+2.457	14:05:21.703
7	1:38.792	+2.232	14:07:00.495
8	1:39.914	+3.354	14:08:40.409
9	1:38.293	+1.733	14:10:18.702
10	1:38.784	+2.224	14:11:57.486
11	1:40.068	+3.508	14:13:37.554
12	1:41.061	+4.501	14:15:18.615
13	1:41.768	+5.208	14:17:00.383
14	1:39.158	+2.598	14:18:39.541
15	1:39.860	+3.300	14:20:19.401

(95) MORENO ARROYO, VICTOR

1	1:41.045	+4.193	13:57:13.670
2	1:37.651	+0.799	13:58:51.321
3	1:37.032	+0.180	14:00:28.353
4	1:36.852		14:02:05.205
5	1:40.242	+3.390	14:03:45.447
6	1:37.143	+0.291	14:05:22.590
7	1:38.589	+1.737	14:07:01.179
8	1:39.875	+3.023	14:08:41.054
9	1:38.191	+1.339	14:10:19.245
10	1:39.095	+2.243	14:11:58.340
11	1:40.270	+3.418	14:13:38.610
12	1:41.168	+4.316	14:15:19.778
13	1:41.396	+4.544	14:17:01.174
14	1:38.747	+1.895	14:18:39.921
15	1:39.834	+2.982	14:20:19.755

(35) PRADO CORRALES, SANTOS

1	1:37.487	+5.502	13:57:09.162
2	1:35.953	+3.968	13:58:45.115
3	1:33.561	+1.576	14:00:18.676
4	1:32.863	+0.878	14:01:51.539
5	1:32.739	+0.754	14:03:24.278
6	1:31.985		14:04:56.263
7	1:32.021	+0.036	14:06:28.284
8	2:42.565	+1:10.580	14:09:10.849
9	1:35.199	+3.214	14:10:46.048
10	1:49.924	+17.939	14:12:35.972
11	1:36.163	+4.178	14:14:12.135
12	1:34.620	+2.635	14:15:46.755
13	1:36.698	+4.713	14:17:23.453
14	1:37.991	+6.006	14:19:01.444
15	1:41.631	+9.646	14:20:43.075

(30) TOLON PEREZ, MARCO

1	1:37.819		13:57:27.508
2	1:38.928	+1.109	13:59:06.436
3	1:38.626	+0.807	14:00:45.062
4	1:37.926	+0.107	14:02:22.988
5	1:39.315	+1.496	14:04:02.303
6	1:40.777	+2.958	14:05:43.080
7	1:40.962	+3.143	14:07:24.042
8	1:42.694	+4.875	14:09:06.736
9	1:43.595	+5.776	14:10:50.331
10	1:43.645	+5.826	14:12:33.976
11	1:41.968	+4.149	14:14:15.944
12	1:44.189	+6.370	14:16:00.133
13	1:43.583	+5.764	14:17:43.716
14	1:42.897	+5.078	14:19:26.613
15	1:44.117	+6.298	14:21:10.730

Lap	Lap Tm	Diff	Time of Day
(224) ARMENGOL OLIVA, JORGE			
1	1:47.154	+11.328	13:57:38.246
2	2:33.876	+58.050	14:00:12.122
3	1:38.527	+2.701	14:01:50.649
4	1:37.442	+1.616	14:03:28.091
5	1:36.413	+0.587	14:05:04.504
6	1:36.661	+0.835	14:06:41.165
7	1:37.303	+1.477	14:08:18.468
8	1:35.826		14:09:54.294
9	1:37.357	+1.531	14:11:31.651
10	1:38.197	+2.371	14:13:09.848
11	1:38.035	+2.209	14:14:47.883
12	1:38.906	+3.080	14:16:26.789
13	1:38.905	+3.079	14:18:05.694
14	1:41.542	+5.716	14:19:47.236

(28) MUÑOZ VILLUENDAS, VALENTI

1	1:33.717	+0.351	13:57:41.666
2	1:34.714	+1.348	13:59:16.380
3	1:33.366		14:00:49.746
4	1:33.711	+0.345	14:02:23.457
5	1:33.638	+0.272	14:03:57.095
6	1:37.437	+4.071	14:05:34.532
7	1:35.051	+1.685	14:07:09.583
8	1:35.528	+2.162	14:08:45.111
9	1:36.696	+3.330	14:10:21.807
10	1:37.020	+3.654	14:11:58.827
11	1:40.169	+6.803	14:13:38.996
12	3:14.829	+1:41.463	14:16:53.825
13	1:41.118	+7.752	14:18:34.943
14	1:40.006	+6.640	14:20:14.949

(86) LOPEZ MATEO, ALEJANDRO

1	1:48.917	+1.846	13:57:21.986
2	1:48.289	+1.218	13:59:10.275
3	1:47.071		14:00:57.346
4	1:49.101	+2.030	14:02:46.447
5	1:51.542	+4.471	14:04:37.989
6	1:51.336	+4.265	14:06:29.325
7	1:56.150	+9.079	14:08:25.475
8	1:50.369	+3.298	14:10:15.844
9	1:51.241	+4.170	14:12:07.085
10	1:52.917	+5.846	14:14:00.002
11	1:49.875	+2.804	14:15:49.877
12	1:54.687	+7.616	14:17:44.564
13	1:48.437	+1.366	14:19:33.001
14	1:52.102	+5.031	14:21:25.103

(113) GRASA ROYO, CESAR

1	1:41.992	+3.613	13:57:15.620
2	1:39.677	+1.298	13:58:55.297
3	1:39.306	+0.927	14:00:34.603
4	1:40.119	+1.740	14:02:14.722
5	1:40.736	+2.357	14:03:55.458
6	1:38.379		14:05:33.837
7	1:40.114	+1.735	14:07:13.951
8	1:39.546	+1.167	14:08:53.497

Jefe de cronometraje

Orbits

Provisional

Los Comisarios Deportivos

El Director de Carrera

El Cronametrador

Definitiva

Hora:

Hora:

Hora:



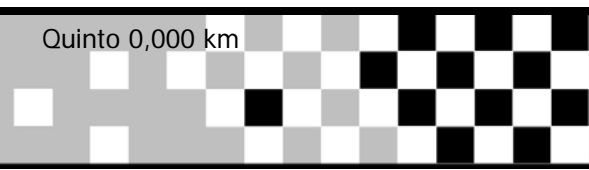


Quinto, Camp. Aragón MX

MX 2

Quinto 0,000 km

Final MX 2



Pos.	Nº	Nombre	T. puntos	1ª C	2ª C	Club	Marca
MX-2-JN							
1	55	CHUECA GOMEZ, VICTOR	47	25	22	Mc La Molilla	
2	60	URGEL HERNANDO, AARON	40	20	20	Mc. Calatayud	
3	35	PRADO CORRALES, SANTOS	35	22	13	Mc. Cerro Blanco	
4	111	ESPALLARGAS GIL, JESUS	34	16	18	Mc. Bajo Aragón	
5	28	MUÑOZ VILLUENDAS, VALENTI	29	18	11	Mc. Villa de Utrillas	
6	33	MUNERA LORIENTE, SERGIO	29	13	16	Pm. Oscense	
7	95	MORENO ARROYO, VICTOR	29	15	14	Tauste Mc.	
8	88	GARCIA MIÑES, JAVIER	27	12	15	Tauste Mc.	
9	30	TOLON PEREZ, MARCO	26	14	12	Mc. Fuentes	
10	98	VALERA RODRIGUEZ, SERGIO	25	0	25	Mc. Villa de Utrillas	
11	86	LOPEZ MATEO, ALEJANDRO	21	11	10	Correcaminos Mc.	
12	113	GRASA ROYO, CESAR	0	0	0	Mc. Epila	
MX-2-SN							
1	31	VILLAVERDE MARIN, ADRIAN	50	25	25	Mc. Zuera	
2	39	LOPEZ MARTIN, YOEL	42	22	20	Mc. Villa de Utrillas	
3	37	LOPEZ GADEA, ALEJANDRO	40	18	22	Tauste Mc.	
4	80	BELLIDO PARDO, FERNANDO	38	20	18	Tauste Mc.	
5	34	SEGURA GARCIA, VICTOR MANUEL	32	16	16	MC Morella	
6	5	RAUFAST PARDO, RICARDO	30	15	15	Mc. Zuera	
7	224	ARMENGOL OLIVA, JORGE	28	14	14	Mc. Bajo Aragón	

Jefe de cronometraje

Orbits

Provisional

Los Comisarios Deportivos

El Director de Carrera

El Cronametrador

Definitiva

Hora:

Hora:

Hora:





Quinto, Camp. Aragón MX

Clasificado por mejor tiempo de vuelta

MX Promesas

Quinto 0,000 km

Entrenos Oficiales

20/11/2011 09:50

Clasificación (15:00 Tiempo) iniciado a 9:48:03

Pos.	Nº	Name	Mejor Tm	Dif. 1º	En Vlt.	Club
1	23	MUÑOZ DE LA PEÑA VICENTE, JUAN	1:43.441		8	Pm. Oscense
2	9	ORTIZ DE V. REDONDO, GARIKOITZ	1:48.026	4.585	8	Independiente
3	7	MENE MANERO, LUIS	1:49.581	6.140	9	Tauste Mc.
4	99	ABELLAN GIL, JOSE MARIA	1:54.297	10.856	6	Sinesponsor Racing
5	1	MENE MANERO, NICOLAS	2:09.251	25.810	4	Tauste Mc.
6	15	LLORENTE TOVAR, CRISTOBAL	2:09.536	26.095	8	Mc. Calatayud

Jefe de cronometraje

Orbits

Provisional

Los Comisarios Deportivos

El Director de Carrera

El Cronametrador

Definitiva

Hora:

Hora:

Hora:





Quinto, Camp. Aragón MX

Clasificado por vueltas

MX Promesas

Quinto 0,000 km

Primera Manga

20/11/2011 11:15


Carrera (15:00 y 2 Vueltas) iniciado a 11:16:30

Pos.	N°	Nombre	Vlts	Total T°	Dif. 1°	Mejor Tm Club	Marca
Alevín							
1	1	MENE MANERO, NICOLAS	10	20:40.726		2:00.314	Tauste Mc.
Prom-Cad							
1	23	MUÑOZ DE LA PEÑA VICENTE, JUAN	11	18:51.296		1:41.907	Pm. Oscense
Prom-Juv							
1	9	ORTIZ DE V. REDONDO, GARIKOITZ	11	19:09.008		1:42.885	Independiente
2	7	MENE MANERO, LUIS	11	19:55.012	46.004	1:42.345	Tauste Mc.
3	99	ABELLAN GIL, JOSE MARIA	11	20:37.147	1:28.139	1:49.314	Sinesponsor Racing
4	15	LLORENTE TOVAR, CRISTOBAL	10	20:45.610	1 Vuelta	2:02.651	Mc. Calatayud

Margin of Victory	Avg. Speed	Best Lap Tm	Best Spd	Best Lap by
17.712	-	1:41.907	-	23 - MUÑOZ DE LA PEÑA VICEN

Jefe de cronometraje Orbits

<input type="checkbox"/> Provisional	Los Comisarios Deportivos	El Director de Carrera	El Cronametrador
<input type="checkbox"/> Definitiva	Hora:	Hora:	Hora:





Quinto, Camp. Aragón MX

MX Promesas

Quinto 0,000 km

Primera Manga

20/11/2011 11:15

Carrera (15:00 y 2 Vueltas) iniciado a 11:16:30

Lap	Lap Tm	Diff	Time of Day
(23) MUÑOZ DE LA PEÑA VICENTE, JUAN			
1			11:18:07.743
2	1:42.619	+0.712	11:19:50.362
3	1:41.907		11:21:32.269
4	1:42.234	+0.327	11:23:14.503
5	1:43.682	+1.775	11:24:58.185
6	1:44.729	+2.822	11:26:42.914
7	1:41.921	+0.014	11:28:24.835
8	1:42.405	+0.498	11:30:07.240
9	1:43.116	+1.209	11:31:50.356
10	1:44.190	+2.283	11:33:34.546
11	1:47.276	+5.369	11:35:21.822

(9) ORTIZ DE V. REDONDO, GARIKOITZ			
1			11:18:13.028
2	1:45.585	+2.700	11:19:58.613
3	1:44.193	+1.308	11:21:42.806
4	1:43.698	+0.813	11:23:26.504
5	1:43.603	+0.718	11:25:10.107
6	1:43.373	+0.488	11:26:53.480
7	1:44.565	+1.680	11:28:38.045
8	1:42.885		11:30:20.930
9	1:43.751	+0.866	11:32:04.681
10	1:44.928	+2.043	11:33:49.609
11	1:49.925	+7.040	11:35:39.534

(7) MENE MANERO, LUIS			
1			11:18:15.445
2	1:44.178	+1.833	11:19:59.623
3	1:45.448	+3.103	11:21:45.071
4	1:42.345		11:23:27.416
5	1:43.444	+1.099	11:25:10.860
6	1:44.198	+1.853	11:26:55.058
7	1:43.792	+1.447	11:28:38.850
8	1:43.252	+0.907	11:30:22.102
9	1:46.408	+4.063	11:32:08.510
10	2:04.435	+22.090	11:34:12.945
11	2:12.593	+30.248	11:36:25.538

(99) ABELLAN GIL, JOSE MARIA			
1			11:18:22.755
2	1:51.883	+2.569	11:20:14.638
3	1:50.235	+0.921	11:22:04.873
4	1:50.283	+0.969	11:23:55.156
5	1:50.130	+0.816	11:25:45.286
6	1:50.302	+0.988	11:27:35.588
7	1:49.314		11:29:24.902
8	1:53.007	+3.693	11:31:17.909
9	1:52.057	+2.743	11:33:09.966
10	1:58.339	+9.025	11:35:08.305
11	1:59.368	+10.054	11:37:07.673

(1) MENE MANERO, NICOLAS			
1			11:18:37.422
2	2:01.971	+1.657	11:20:39.393
3	2:02.197	+1.883	11:22:41.590
4	2:00.314		11:24:41.904
5	2:05.451	+5.137	11:26:47.355
6	2:04.654	+4.340	11:28:52.009
7	2:05.398	+5.084	11:30:57.407
8	2:03.572	+3.258	11:33:00.979
9	2:05.448	+5.134	11:35:06.427
10	2:04.825	+4.511	11:37:11.252

(15) LLORENTE TOVAR, CRISTOBAL

Lap	Lap Tm	Diff	Time of Day
1			11:18:35.727
2	2:05.143	+2.492	11:20:40.870
3	2:04.620	+1.969	11:22:45.490
4	2:04.463	+1.812	11:24:49.953
5	2:06.486	+3.835	11:26:56.439
6	2:04.620	+1.969	11:29:01.059
7	2:05.623	+2.972	11:31:06.682
8	2:03.686	+1.035	11:33:10.368
9	2:03.117	+0.466	11:35:13.485
10	2:02.651		11:37:16.136

Lap	Lap Tm	Diff	Time of Day
-----	--------	------	-------------

Jefe de cronometraje

Orbits

Provisional

Los Comisarios Deportivos

El Director de Carrera

El Cronametrador

Definitiva

Hora:

Hora:

Hora:





Quinto, Camp. Aragón MX

Clasificado por vueltas

MX Promesas

Quinto 0,000 km

Segunda Manga

20/11/2011 12:35


Carrera (15:00 y 2 Vueltas) iniciado a 13:33:08

Pos.	N°	Nombre	Vlts	Total T°	Dif. 1°	Mejor Tm Club	Marca
Alevín							
1	1	MENE MANERO, NICOLAS	10	20:40.297		1:58.853	Tauste Mc.
Prom-Cad							
1	23	MUÑOZ DE LA PEÑA VICENTE, JUAN	11	19:09.320		1:40.892	Pm. Oscense
Prom-Juv							
1	9	ORTIZ DE V. REDONDO, GARIKOITZ	11	19:42.804		1:44.701	Independiente
2	99	ABELLAN GIL, JOSE MARIA	10	19:58.872	1 Vuelta	1:51.986	Sinesponsor Racing
3	15	LLORENTE TOVAR, CRISTOBAL	10	20:37.395	1 Vuelta	2:01.335	Mc. Calatayud
No clasificado							
NT	7	MENE MANERO, LUIS	9	18:36.069	NT	1:48.299	Tauste Mc.

Margin of Victory	Avg. Speed	Best Lap Tm	Best Spd	Best Lap by
33.484	-	1:40.892	-	23 - MUÑOZ DE LA PEÑA VICEN

Jefe de cronometraje Orbits

<input type="checkbox"/> Provisional	Los Comisarios Deportivos	El Director de Carrera	El Cronametrador
<input type="checkbox"/> Definitiva	Hora:	Hora:	Hora:





Quinto, Camp. Aragón MX

MX Promesas

Quinto 0,000 km

Segunda Manga

20/11/2011 12:35

Carrera (15:00 y 2 Vueltas) iniciado a 13:33:08

Lap	Lap Tm	Diff	Time of Day
(23) MUÑOZ DE LA PEÑA VICENTE, JUAN			
1	1:40.892		13:34:55.753
2	1:42.276	+1.384	13:36:38.029
3	1:42.160	+1.268	13:38:20.189
4	1:42.079	+1.187	13:40:02.268
5	1:45.061	+4.169	13:41:47.329
6	1:45.008	+4.116	13:43:32.337
7	1:43.980	+3.088	13:45:16.317
8	1:45.869	+4.977	13:47:02.186
9	1:44.414	+3.522	13:48:46.600
10	1:44.862	+3.970	13:50:31.462
11	1:46.042	+5.150	13:52:17.504

(9) ORTIZ DE V. REDONDO, GARIKOITZ			
1	1:45.419	+0.718	13:35:00.205
2	1:44.701		13:36:44.906
3	1:45.096	+0.395	13:38:30.002
4	1:45.926	+1.225	13:40:15.928
5	1:49.750	+5.049	13:42:05.678
6	1:47.072	+2.371	13:43:52.750
7	1:46.391	+1.690	13:45:39.141
8	1:45.762	+1.061	13:47:24.903
9	1:46.354	+1.653	13:49:11.257
10	1:46.607	+1.906	13:50:57.864
11	1:53.124	+8.423	13:52:50.988

(99) ABELLAN GIL, JOSE MARIA			
1	1:56.604	+4.618	13:35:50.356
2	1:54.602	+2.616	13:37:44.958
3	1:52.999	+1.013	13:39:37.957
4	1:53.586	+1.600	13:41:31.543
5	1:53.214	+1.228	13:43:24.757
6	1:52.961	+0.975	13:45:17.718
7	1:51.986		13:47:09.704
8	1:53.176	+1.190	13:49:02.880
9	1:59.405	+7.419	13:51:02.285
10	2:04.771	+12.785	13:53:07.056

(15) LLORENTE TOVAR, CRISTOBAL			
1	2:05.797	+4.462	13:35:22.655
2	2:04.020	+2.685	13:37:26.675
3	2:02.830	+1.495	13:39:29.505
4	2:01.618	+0.283	13:41:31.123
5	2:01.335		13:43:32.458
6	2:03.247	+1.912	13:45:35.705
7	2:02.199	+0.864	13:47:37.904
8	2:03.405	+2.070	13:49:41.309
9	2:02.644	+1.309	13:51:43.953
10	2:01.626	+0.291	13:53:45.579

(1) MENE MANERO, NICOLAS			
1	2:07.986	+9.133	13:35:24.003
2	2:03.282	+4.429	13:37:27.285
3	2:20.094	+21.241	13:39:47.379
4	1:59.563	+0.710	13:41:46.942
5	2:01.299	+2.446	13:43:48.241
6	2:01.055	+2.202	13:45:49.296
7	2:00.514	+1.661	13:47:49.810
8	1:59.286	+0.433	13:49:49.096
9	1:58.853		13:51:47.949
10	2:00.532	+1.679	13:53:48.481

(7) MENE MANERO, LUIS			
1	1:51.649	+3.350	13:35:07.109
2	1:48.299		13:36:55.408

Lap	Lap Tm	Diff	Time of Day
3	1:52.854	+4.555	13:38:48.262
4	2:07.269	+18.970	13:40:55.531
5	2:06.790	+18.491	13:43:02.321
6	2:04.154	+15.855	13:45:06.475
7	1:58.759	+10.460	13:47:05.234
8	2:21.679	+33.380	13:49:26.913
9	2:17.340	+29.041	13:51:44.253

Lap	Lap Tm	Diff	Time of Day
-----	--------	------	-------------

Jefe de cronometraje

Orbits

Provisional

Los Comisarios Deportivos

El Director de Carrera

El Cronametrador

Definitiva

Hora:

Hora:

Hora:






Quinto, Camp. Aragón MX

MX Promesas

Quinto 0,000 km

Final MX Promesas



Pos.	Nº	Nombre	T. puntos	1ª C	2ª C Club	Marca
Alevín						
1	1	MENE MANERO, NICOLAS	50	25	25	Tauste Mc.
Prom-Cad						
1	23	MUÑOZ DE LA PEÑA VICENTE, JUAN	50	25	25	Pm. Oscense
Prom-Juv						
1	9	ORTIZ DE V. REDONDO, GARIKOITZ	50	25	25	Independiente
2	99	ABELLAN GIL, JOSE MARIA	42	20	22	Sinesponsor Racing
3	15	LLORENTE TOVAR, CRISTOBAL	38	18	20	Mc. Calatayud
4	7	MENE MANERO, LUIS	22	22	0	Tauste Mc.

Jefe de cronometraje

Orbits

Provisional

Los Comisarios Deportivos

El Director de Carrera

El Cronametrador

Definitiva

Hora:

Hora:

Hora:

