



Zuera, Camp. Aragón MX

Clasificado por mejor tiempo de vuelta


MX 1 / Veteranos

L. Imaz, Zuera 1,700 km

Entrenos Oficiales

16/10/2011 10:10

Clasificación (15:00 Tiempo) iniciado a 10:26:23



Pos.	Nº	Name	Clase	Mejor Tm	Dif. 1º	En Vlt.	Club
1	99	BERNADAUS VILLANUA, ANDRES	MX-1	2:21.069		6	C.M. Epila
2	30	TELLO SALAS, RAUL	MX-1	2:24.789	3.720	4	Esc. R.T.S.
3	70	CAMPS PALAU, ALFRED	MX-1	2:30.079	9.010	5	Mc Segre
4	74	REY ALLUE, JUAN CARLOS	MX-1	2:31.763	10.694	4	Sinesponsor Rac
5	39	LOPEZ MARTIN, YOEL	MX-1	2:32.628	11.559	3	Mc. Villa de Utrill
6	84	ABASOLO ETXABE, XABIER	MX-1	2:33.340	12.271	4	Txusko Mc
7	26	MAZA HURTADO, RAMON	MX-1	2:33.567	12.498	4	Mc. Monegros
8	9	FERNANDEZ PALAZUELOS, SANTIAGO	MX-1	2:33.717	12.648	5	Vallisoletano Mc.
9	7	FERNANDEZ GARCIA, CESAR	MX-1	2:36.072	15.003	4	Sinesponsor Rac
10	4	PEREZ CUEN, ANTONIO	Veteranos	2:41.655	20.586	3	Esc. R.T.S.
11	22	BILLABEITIA UGARTE, EKAITZ	MX-1	2:44.339	23.270	5	Mc. Zalla
12	20	CEAMANOS DIAZ, MIGUEL A.	MX-1	2:47.333	26.264	4	Mc. Zuera
13	89	BOSCH NAVES, FERRAN	MX-1	2:47.450	26.381	2	Mc Segre
14	25	LLUCH LIARTE, JUAN CARLOS	Veteranos	2:49.363	28.294	3	Mc. Zuera
15	91	VIGIOLA GOIKOECHEA, KOLDO	Veteranos	2:52.084	31.015	6	Ivan Lopez musk
16	5	LAVIN AZCUENAGA, MIGUEL	MX-1	2:53.452	32.383	3	MX Noja
17	10	GASCON ZAPATA, ARTURO	MX-1	2:53.631	32.562	3	Esc. R.T.S.
18	191	SANCHEZ MARTIN, RUBEN	MX-1	2:55.588	34.519	5	Mc. Villa de Utrill
19	48	MATEO PEREZ, OCTAVIO JOSE	Veteranos	2:56.127	35.058	3	Mc. Calatayud
20	46	VICTOR, URZAY VAQUERO	MX-1	2:58.959	37.890	2	
21	919	GARCIA ESCALONA, RUBEN	MX-1	2:59.141	38.072	4	Mc. Calahorra
22	8	LLORENTE BUENO, DANIEL	MX-1	3:04.407	43.338	3	Mc. Calatayud
23	81	CASADO GARCIA, LUIS	MX-1	3:06.894	45.825	5	A.D.M. La Almun
24	111	SANCHEZ FRANCO, IVAN	MX-1	3:08.028	46.959	5	Mc. Calatayud
25	50	GRACIA GIMENO, EMILIO JESUS	Veteranos	3:10.025	48.956	3	Tauste Mc.
26	170	ULLATE BURGOS, JESUS	Veteranos	3:20.039	58.970	2	
27	12	MARZAL LAZARO, ALBERTO	Veteranos	3:26.096	1:05.027	4	Mc. Zuera
28	96	ZORITA CONDE, AITOR	Veteranos	4:16.310	1:55.241	2	Tauste Mc.
29	11	ABELLAN MARTINEZ, MIGUEL A.	Veteranos			0	Sinesponsor Rac
30	98	VALERA RODRIGUEZ, SERGIO	MX-1			0	Mc. Villa de Utrill

Jefe de cronometraje

Orbits

Provisional

Los Comisarios Deportivos

El Director de Carrera

El Cronametrador

Definitiva

Hora:

Hora:

Hora:





Zuera, Camp. Aragón MX

MX 1 / Veteranos

L. Imaz, Zuera 1,700 km

Entrenos Oficiales

16/10/2011 10:10

Clasificación (15:00 Tiempo) iniciado a 10:26:23

Lap	Lap Tm	Diff	Time of Day
<b>(99) BERNADAUS VILLANUA, ANDRES</b>			
1			10:30:35.263
2	3:03.390	+42.321	10:33:38.653
3	2:22.524	+1.455	10:36:01.177
4	2:32.475	+11.406	10:38:33.652
5	2:21.448	+0.379	10:40:55.100
6	<b>2:21.069</b>		10:43:16.169

Lap	Lap Tm	Diff	Time of Day
<b>(30) TELLO SALAS, RAUL</b>			
1			10:30:04.253
2	2:33.385	+8.596	10:32:37.638
3	2:48.663	+23.874	10:35:26.301
4	<b>2:24.789</b>		10:37:51.090
5	2:41.199	+16.410	10:40:32.289
6	2:30.854	+6.065	10:43:03.143

Lap	Lap Tm	Diff	Time of Day
<b>(70) CAMPS PALAU, ALFRED</b>			
1			10:29:28.960
2	2:45.352	+15.273	10:32:14.312
3	2:38.385	+8.306	10:34:52.697
4	3:08.280	+38.201	10:38:00.977
5	<b>2:30.079</b>		10:40:31.056
6	2:31.252	+1.173	10:43:02.308

Lap	Lap Tm	Diff	Time of Day
<b>(74) REY ALLUE, JUAN CARLOS</b>			
1			10:30:03.457
2	2:41.420	+9.657	10:32:44.877
3	2:33.069	+1.306	10:35:17.946
4	<b>2:31.763</b>		10:37:49.709
5	3:35.229	+1:03.466	10:41:24.938

Lap	Lap Tm	Diff	Time of Day
<b>(39) LOPEZ MARTIN, YOEL</b>			
1			10:29:56.825
2	2:36.816	+4.188	10:32:33.641
3	<b>2:32.628</b>		10:35:06.269

Lap	Lap Tm	Diff	Time of Day
<b>(84) ABASOLO ETXABE, XABIER</b>			
1			10:29:59.795
2	2:36.354	+3.014	10:32:36.149
3	3:07.256	+33.916	10:35:43.405
4	<b>2:33.340</b>		10:38:16.745
5	2:53.288	+19.948	10:41:10.033
6	2:37.049	+3.709	10:43:47.082

Lap	Lap Tm	Diff	Time of Day
<b>(26) MAZA HURTADO, RAMON</b>			
1			10:29:27.222
2	2:39.806	+6.239	10:32:07.028
3	3:22.060	+48.493	10:35:29.088
4	<b>2:33.567</b>		10:38:02.655
5	2:57.913	+24.346	10:41:00.568
6	2:48.359	+14.792	10:43:48.927

Lap	Lap Tm	Diff	Time of Day
<b>(9) FERNANDEZ PALAZUELOS, SANTIAGO</b>			
1			10:30:31.936
2	2:46.262	+12.545	10:33:18.198
3	2:41.111	+7.394	10:35:59.309
4	2:37.928	+4.211	10:38:37.237
5	<b>2:33.717</b>		10:41:10.954
6	2:56.686	+22.969	10:44:07.640

Lap	Lap Tm	Diff	Time of Day
<b>(7) FERNANDEZ GARCIA, CESAR</b>			
1			10:30:20.329
2	2:42.810	+6.738	10:33:03.139
3	2:36.305	+0.233	10:35:39.444
4	<b>2:36.072</b>		10:38:15.516

Lap	Lap Tm	Diff	Time of Day
5	2:50.457	+14.385	10:41:05.973
6	2:56.410	+20.338	10:44:02.383

Lap	Lap Tm	Diff	Time of Day
<b>(4) PEREZ CUEN, ANTONIO</b>			
1			10:31:46.734
2	2:57.028	+15.373	10:34:43.762
3	<b>2:41.655</b>		10:37:25.417
4	2:43.478	+1.823	10:40:08.895
5	2:46.124	+4.469	10:42:55.019

Lap	Lap Tm	Diff	Time of Day
<b>(22) BILLABEITIA UGARTE, EKAITZ</b>			
1			10:30:25.240
2	3:00.739	+16.400	10:33:25.979
3	2:52.322	+7.983	10:36:18.301
4	2:58.972	+14.633	10:39:17.273
5	<b>2:44.339</b>		10:42:01.612

Lap	Lap Tm	Diff	Time of Day
<b>(20) CEAMANOS DIAZ, MIGUEL A.</b>			
1			10:31:05.694
2	2:52.550	+5.217	10:33:58.244
3	2:48.487	+1.154	10:36:46.731
4	<b>2:47.333</b>		10:39:34.064
5	2:48.866	+1.533	10:42:22.930

Lap	Lap Tm	Diff	Time of Day
<b>(89) BOSCH NAVES, FERRAN</b>			
1			10:29:43.927
2	<b>2:47.450</b>		10:32:31.377
3	3:04.175	+16.725	10:35:35.552
4	2:53.276	+5.826	10:38:28.828
5	2:53.404	+5.954	10:41:22.232
6	2:55.896	+8.446	10:44:18.128

Lap	Lap Tm	Diff	Time of Day
<b>(25) LLUCH LIARTE, JUAN CARLOS</b>			
1			10:31:12.490
2	2:52.015	+2.652	10:34:04.505
3	<b>2:49.363</b>		10:36:53.868
4	2:51.711	+2.348	10:39:45.579
5	3:15.625	+26.262	10:43:01.204

Lap	Lap Tm	Diff	Time of Day
<b>(91) VIGIOLA GOIKOECHEA, KOLDO</b>			
1			10:29:25.104
2	3:08.239	+16.155	10:32:33.343
3	2:56.646	+4.562	10:35:29.989
4	2:53.378	+1.294	10:38:23.367
5	2:53.700	+1.616	10:41:17.067
6	<b>2:52.084</b>		10:44:09.151

Lap	Lap Tm	Diff	Time of Day
<b>(5) LAVIN AZCUENAGA, MIGUEL</b>			
1			10:31:09.719
2	2:54.133	+0.681	10:34:03.852
3	<b>2:53.452</b>		10:36:57.304
4	3:00.660	+7.208	10:39:57.964
5	2:58.709	+5.257	10:42:56.673

Lap	Lap Tm	Diff	Time of Day
<b>(10) GASCON ZAPATA, ARTURO</b>			
1			10:30:14.229
2	3:03.605	+9.974	10:33:17.834
3	<b>2:53.631</b>		10:36:11.465
4	3:00.187	+6.556	10:39:11.652
5	3:00.943	+7.312	10:42:12.595

Lap	Lap Tm	Diff	Time of Day
<b>(191) SANCHEZ MARTIN, RUBEN</b>			
1			10:31:21.695
2	3:07.341	+11.753	10:34:29.036
3	2:58.926	+3.338	10:37:27.962
4	2:56.480	+0.892	10:40:24.442

Lap	Lap Tm	Diff	Time of Day
5	<b>2:55.588</b>		10:43:20.030

Lap	Lap Tm	Diff	Time of Day
<b>(48) MATEO PEREZ, OCTAVIO JOSE</b>			
1			10:30:38.572
2	3:13.712	+17.585	10:33:52.284
3	<b>2:56.127</b>		10:36:48.411
4	3:26.201	+30.074	10:40:14.612
5	3:06.698	+10.571	10:43:21.310

Lap	Lap Tm	Diff	Time of Day
<b>(46) VICTOR, URZAY VAQUERO</b>			
1			10:29:52.515
2	<b>2:58.959</b>		10:32:51.474
3	2:59.522	+0.563	10:35:50.996
4	3:06.305	+7.346	10:38:57.301
5	3:11.001	+12.042	10:42:08.302

Lap	Lap Tm	Diff	Time of Day
<b>(919) GARCIA ESCALONA, RUBEN</b>			
1			10:29:37.589
2	4:24.316	+1:25.175	10:34:01.905
3	3:01.821	+2.680	10:37:03.726
4	<b>2:59.141</b>		10:40:02.867
5	3:05.227	+6.086	10:43:08.094

Lap	Lap Tm	Diff	Time of Day
<b>(8) LLORENTE BUENO, DANIEL</b>			
1			10:30:12.776
2	3:35.162	+30.755	10:33:47.938
3	<b>3:04.407</b>		10:36:52.345
4	3:58.480	+54.073	10:40:50.825
5	3:32.131	+27.724	10:44:22.956

Lap	Lap Tm	Diff	Time of Day
<b>(81) CASADO GARCIA, LUIS</b>			
1			10:30:55.520
2	3:25.468	+18.574	10:34:20.988
3	3:15.006	+8.112	10:37:35.994
4	3:13.795	+6.901	10:40:49.789
5	<b>3:06.894</b>		10:43:56.683

Lap	Lap Tm	Diff	Time of Day
<b>(111) SANCHEZ FRANCO, IVAN</b>			
1			10:31:18.898
2	3:14.542	+6.514	10:34:33.440
3	3:15.563	+7.535	10:37:49.003
4	3:17.915	+9.887	10:41:06.918
5	<b>3:08.028</b>		10:44:14.946

Lap	Lap Tm	Diff	Time of Day
<b>(50) GRACIA GIMENO, EMILIO JESUS</b>			
1			10:31:18.654
2	3:10.126	+0.101	10:34:28.780
3	<b>3:10.025</b>		10:37:38.805

Lap	Lap Tm	Diff	Time of Day
<b>(170) ULLATE BURGOS, JESUS</b>			
1			10:30:55.302
2	<b>3:20.039</b>		10:34:15.341
3	3:27.482	+7.443	10:37:42.823
4	3:20.651	+0.612	10:41:03.474
5	3:25.995	+5.956	10:44:29.469

Lap	Lap Tm	Diff	Time of Day
<b>(12) MARZAL LAZARO, ALBERTO</b>			
1			10:32:00.499
2	3:48.222	+22.126	10:35:48.721
3	3:31.025	+4.929	10:39:19.746
4	<b>3:26.096</b>		10:42:45.842

Lap	Lap Tm	Diff	Time of Day
<b>(96) ZORITA CONDE, AITOR</b>			
1			10:31:37.779
2	<b>4:16.310</b>		10:35:54.089

Jefe de cronometraje

Orbits

Provisional

Los Comisarios Deportivos

El Director de Carrera

El Cronametrador

Definitiva

Hora:

Hora:

Hora:





Zuera, Camp. Aragón MX

MX 1 / Veteranos

L. Imaz, Zuera 1,700 km

Entrenos Oficiales

16/10/2011 10:10

Clasificación (15:00 Tiempo) iniciado a 10:26:23

Lap	Lap Tm	Diff	Time of Day
<u>(11) ABELLAN MARTINEZ, MIGUELA.</u>			
1			10:36:02.981

Lap	Lap Tm	Diff	Time of Day
-----	--------	------	-------------

Lap	Lap Tm	Diff	Time of Day
-----	--------	------	-------------

Jefe de cronometraje

Orbits

Provisional

Los Comisarios Deportivos

El Director de Carrera

El Cronametrador

Definitiva

Hora:

Hora:

Hora:





Zuera, Camp. Aragón MX

Clasificado por vueltas

MX 1 / Veteranos

L. Imaz, Zuera 1,700 km

Primera Manga

16/10/2011 11:45

Carrera (20:00 y 2 Vueltas) iniciado a 11:48:16

Pos.	Nº	Nombre	Vlts	Total T°	Dif. 1°	Mejor Tm Club	Marca
1	30	TELLO SALAS, RAUL	11	27:09.396		2:25.084	Esc. R.T.S.
2	99	BERNADAUS VILLANUA, ANDRES	11	27:23.386	13.990	2:22.152	C.M. Epila
3	70	CAMPS PALAU, ALFRED	11	27:27.523	18.127	2:27.835	Mc Segre
4	74	REY ALLUE, JUAN CARLOS	11	28:24.718	1:15.322	2:32.002	Sinesponsor Racing
5	84	ABASOLO ETXABE, XABIER	11	28:28.540	1:19.144	2:32.932	Txusko Mc
6	26	MAZA HURTADO, RAMON	11	28:31.830	1:22.434	2:32.012	Mc. Monegros
7	9	FERNANDEZ PALAZUELOS, SANTIAGO	11	28:32.917	1:23.521	2:32.272	Vallisoletano Mc.
8	7	FERNANDEZ GARCIA, CESAR	11	28:57.669	1:48.273	2:29.514	Sinesponsor Racing
9	89	BOSCH NAVES, FERRAN	11	29:39.047	2:29.651	2:36.086	Mc Segre
10	20	CEAMANOS DIAZ, MIGUEL A.	11	29:53.707	2:44.311	2:35.842	Mc. Zuera
11	4	PEREZ CUEN, ANTONIO	10	27:22.879	1 Vuelta	2:41.168	Esc. R.T.S.
12	25	LLUCH LIARTE, JUAN CARLOS	10	27:23.262	1 Vuelta	2:41.453	Mc. Zuera
13	91	VIGIOLA GOIKOECHEA, KOLDOS	10	27:25.223	1 Vuelta	2:40.241	Ivan Lopez muskiz
14	22	BILLABEITIA UGARTE, EKAITZ	10	28:05.976	1 Vuelta	2:46.106	Mc. Zalla
15	46	VICTOR, URZAY VAQUERO	10	28:21.141	1 Vuelta	2:45.949	
16	919	GARCIA ESCALONA, RUBEN	10	28:39.836	1 Vuelta	2:47.170	Mc. Calahorra
17	5	LAVIN AZCUENAGA, MIGUEL	10	29:00.208	1 Vuelta	2:49.046	MX Noja
18	10	GASCON ZAPATA, ARTURO	10	29:02.689	1 Vuelta	2:47.939	Esc. R.T.S.
19	191	SANCHEZ MARTIN, RUBEN	10	29:57.070	1 Vuelta	2:51.573	Mc. Villa de Utrillas
20	111	SANCHEZ FRANCO, IVAN	9	28:21.565	2 Vueltas	3:04.273	Mc. Calatayud
21	81	CASADO GARCIA, LUIS	9	28:23.933	2 Vueltas	2:59.950	A.D.M. La Almunia
22	8	LLORENTE BUENO, DANIEL	9	29:18.414	2 Vueltas	3:02.402	Mc. Calatayud
23	170	ULLATE BURGOS, JESUS	9	29:20.838	2 Vueltas	3:05.216	
24	12	MARZAL LAZARO, ALBERTO	9	30:08.465	2 Vueltas	3:09.392	Mc. Zuera

No clasificado (75% = 9 Vueltas)

48	MATEO PEREZ, OCTAVIO JOSE	8	29:19.676	3 Vueltas	3:02.033	Mc. Calatayud
NT	39 LOPEZ MARTIN, YOEL	6	15:50.782	NT	2:31.321	Mc. Villa de Utrillas
NT	50 GRACIA GIMENO, EMILIO JESUS	6	20:25.029	NT	3:10.891	Tauste Mc.
NT	96 ZORITA CONDE, AITOR	3	14:13.623	NT	3:46.154	Tauste Mc.
NT	98 VALERA RODRIGUEZ, SERGIO			NT		Mc. Villa de Utrillas
NT	11 ABELLAN MARTINEZ, MIGUEL A.			NT		Sinesponsor Racing

Margin of Victory	Avg. Speed	Best Lap Tm	Best Spd	Best Lap by
13.990	41,316	2:22.152	43,053	99 - BERNADAUS VILLANUA, AN

Jefe de cronometraje

Orbits

Provisional

Los Comisarios Deportivos

El Director de Carrera

El Cronametrador

Definitiva

Hora:

Hora:

Hora:



**Zuera, Camp. Aragón MX****Clasificado por vueltas**

MX 1 / Veteranos

L. Imaz, Zuera 1,700 km

Primera Manga

16/10/2011 11:45

Carrera (20:00 y 2 Vueltas) iniciado a 11:48:16

Pos.	Nº	Nombre	Vlts	Total T°	Dif. 1°	Mejor Tm Club	Marca
<b>MX-1</b>							
1	30	TELLO SALAS, RAUL	11	27:09.396		2:25.084	Esc. R.T.S.
2	99	BERNADAUS VILLANUA, ANDRES	11	27:23.386	13.990	2:22.152	C.M. Epila
3	70	CAMPS PALAU, ALFRED	11	27:27.523	18.127	2:27.835	Mc Segre
4	74	REY ALLUE, JUAN CARLOS	11	28:24.718	1:15.322	2:32.002	Sinesponsor Racing
5	84	ABASOLO ETXABE, XABIER	11	28:28.540	1:19.144	2:32.932	Txusko Mc
6	26	MAZA HURTADO, RAMON	11	28:31.830	1:22.434	2:32.012	Mc. Monegros
7	9	FERNANDEZ PALAZUELOS, SANTIAGO	11	28:32.917	1:23.521	2:32.272	Vallisoletano Mc.
8	7	FERNANDEZ GARCIA, CESAR	11	28:57.669	1:48.273	2:29.514	Sinesponsor Racing
9	89	BOSCH NAVES, FERRAN	11	29:39.047	2:29.651	2:36.086	Mc Segre
10	20	CEAMANOS DIAZ, MIGUEL A.	11	29:53.707	2:44.311	2:35.842	Mc. Zuera
11	22	BILLABEITIA UGARTE, EKAITZ	10	28:05.976	1 Vuelta	2:46.106	Mc. Zalla
12	46	VICTOR, URZAY VAQUERO	10	28:21.141	1 Vuelta	2:45.949	
13	919	GARCIA ESCALONA, RUBEN	10	28:39.836	1 Vuelta	2:47.170	Mc. Calahorra
14	5	LAVIN AZCUENAGA, MIGUEL	10	29:00.208	1 Vuelta	2:49.046	MX Noja
15	10	GASCON ZAPATA, ARTURO	10	29:02.689	1 Vuelta	2:47.939	Esc. R.T.S.
16	191	SANCHEZ MARTIN, RUBEN	10	29:57.070	1 Vuelta	2:51.573	Mc. Villa de Utrillas
17	111	SANCHEZ FRANCO, IVAN	9	28:21.565	2 Vueltas	3:04.273	Mc. Calatayud
18	81	CASADO GARCIA, LUIS	9	28:23.933	2 Vueltas	2:59.950	A.D.M. La Almunia
19	8	LLORENTE BUENO, DANIEL	9	29:18.414	2 Vueltas	3:02.402	Mc. Calatayud

No clasificado (75% = 9 Vueltas)

NT	39	LOPEZ MARTIN, YOEL	6	15:50.782	NT	2:31.321	Mc. Villa de Utrillas
NT	98	VALERA RODRIGUEZ, SERGIO			NT		Mc. Villa de Utrillas

Veteranos

1	4	PEREZ CUEN, ANTONIO	10	27:22.879		2:41.168	Esc. R.T.S.
2	25	LLUCH LIARTE, JUAN CARLOS	10	27:23.262	0.383	2:41.453	Mc. Zuera
3	91	VIGIOLA GOIKOECHEA, KOLDO	10	27:25.223	2.344	2:40.241	Ivan Lopez muskiz
4	170	ULLATE BURGOS, JESUS	9	29:20.838	1 Vuelta	3:05.216	
5	12	MARZAL LAZARO, ALBERTO	9	30:08.465	1 Vuelta	3:09.392	Mc. Zuera

No clasificado (75% = 9 Vueltas)

	48	MATEO PEREZ, OCTAVIO JOSE	8	29:19.676	2 Vueltas	3:02.033	Mc. Calatayud
NT	50	GRACIA GIMENO, EMILIO JESUS	6	20:25.029	NT	3:10.891	Tauste Mc.
NT	96	ZORITA CONDE, AITOR	3	14:13.623	NT	3:46.154	Tauste Mc.
NT	11	ABELLAN MARTINEZ, MIGUEL A.			NT		Sinesponsor Racing

Margin of Victory	Avg. Speed	Best Lap Tm	Best Spd	Best Lap by
13.990	41,316	2:22.152	43,053	99 - BERNADAUS VILLANUA, AN

Jefe de cronometraje

Orbits

 Provisional

Los Comisarios Deportivos

El Director de Carrera

El Cronametrador

 Definitiva

Hora:

Hora:

Hora:





# Zuera, Camp. Aragón MX

MX 1 / Veteranos

L. Imaz, Zuera 1,700 km

Primera Manga

16/10/2011 11:45

Carrera (20:00 y 2 Vueltas) iniciado a 11:48:16

Lap	Lap Tm	Diff	Time of Day
<b>(30) TELLO SALAS, RAUL</b>			
1			11:50:43.556
2	2:25.204	+0.120	11:53:08.760
3	2:25.682	+0.598	11:55:34.442
4	<b>2:25.084</b>		11:57:59.526
5	2:28.824	+3.740	12:00:28.350
6	2:26.886	+1.802	12:02:55.236
7	2:28.830	+3.746	12:05:24.066
8	2:29.411	+4.327	12:07:53.477
9	2:29.336	+4.252	12:10:22.813
10	2:29.659	+4.575	12:12:52.472
11	2:33.698	+8.614	12:15:26.170

<b>(99) BERNADAUS VILLANUA, ANDRES</b>			
1			11:50:45.953
2	3:09.629	+47.477	11:53:55.582
3	2:25.895	+3.743	11:56:21.477
4	<b>2:22.152</b>		11:58:43.629
5	2:26.397	+4.245	12:01:10.026
6	2:24.520	+2.368	12:03:34.546
7	2:23.202	+1.050	12:05:57.748
8	2:24.654	+2.502	12:08:22.402
9	2:25.599	+3.447	12:10:48.001
10	2:23.454	+1.302	12:13:11.455
11	2:28.705	+6.553	12:15:40.160

<b>(70) CAMPS PALAU, ALFRED</b>			
1			11:50:49.989
2	2:30.581	+2.746	11:53:20.570
3	2:30.817	+2.982	11:55:51.387
4	2:29.649	+1.814	11:58:21.036
5	2:30.251	+2.416	12:00:51.287
6	2:29.622	+1.787	12:03:20.909
7	2:28.469	+0.634	12:05:49.378
8	2:28.589	+0.754	12:08:17.967
9	2:28.866	+1.031	12:10:46.833
10	<b>2:27.835</b>		12:13:14.668
11	2:29.629	+1.794	12:15:44.297

<b>(74) REY ALLUE, JUAN CARLOS</b>			
1			11:50:52.363
2	<b>2:32.002</b>		11:53:24.365
3	2:33.923	+1.921	11:55:58.288
4	2:32.378	+0.376	11:58:30.666
5	2:33.645	+1.643	12:01:04.311
6	2:34.729	+2.727	12:03:39.040
7	2:34.048	+2.046	12:06:13.088
8	2:34.737	+2.735	12:08:47.825
9	2:37.658	+5.656	12:11:25.483
10	2:38.928	+6.926	12:14:04.411
11	2:37.081	+5.079	12:16:41.492

<b>(84) ABASOLO ETXABE, XABIER</b>			
1			11:50:48.832
2	2:43.953	+11.021	11:53:32.785
3	2:35.393	+2.461	11:56:08.178
4	<b>2:32.932</b>		11:58:41.110
5	2:37.127	+4.195	12:01:18.237
6	2:37.486	+4.554	12:03:55.723
7	2:34.403	+1.471	12:06:30.126
8	2:32.955	+0.023	12:09:03.081
9	2:33.800	+0.868	12:11:36.881
10	2:33.060	+0.128	12:14:09.941
11	2:35.373	+2.441	12:16:45.314

Lap	Lap Tm	Diff	Time of Day
<b>(26) MAZA HURTADO, RAMON</b>			
1			11:50:53.377
2	<b>2:32.012</b>		11:53:25.389
3	2:33.355	+1.343	11:55:58.744
4	2:32.563	+0.551	11:58:31.307
5	2:38.356	+6.344	12:01:09.663
6	2:35.997	+3.985	12:03:45.660
7	2:34.998	+2.986	12:06:20.658
8	2:35.604	+3.592	12:08:56.262
9	2:37.079	+5.067	12:11:33.341
10	2:39.024	+7.012	12:14:12.365
11	2:36.239	+4.227	12:16:48.604

<b>(9) FERNANDEZ PALAZUELOS, SANTIAGO</b>			
1			11:51:07.573
2	2:35.351	+3.079	11:53:42.924
3	2:33.062	+0.790	11:56:15.986
4	2:34.622	+2.350	11:58:50.608
5	2:33.567	+1.295	12:01:24.175
6	2:35.486	+3.214	12:03:59.661
7	2:32.853	+0.581	12:06:32.514
8	<b>2:32.272</b>		12:09:04.786
9	2:33.683	+1.411	12:11:38.469
10	2:35.012	+2.740	12:14:13.481
11	2:36.210	+3.938	12:16:49.691

<b>(7) FERNANDEZ GARCIA, CESAR</b>			
1			11:51:02.323
2	2:36.270	+6.756	11:53:38.593
3	3:06.751	+37.237	11:56:45.344
4	<b>2:29.514</b>		11:59:14.858
5	2:33.521	+4.007	12:01:48.379
6	2:38.484	+8.970	12:04:26.863
7	2:33.757	+4.243	12:07:00.620
8	2:33.033	+3.519	12:09:33.653
9	2:31.934	+2.420	12:12:05.587
10	2:31.833	+2.319	12:14:37.420
11	2:37.023	+7.509	12:17:14.443

<b>(89) BOSCH NAVES, FERRAN</b>			
1			11:51:01.184
2	2:44.227	+8.141	11:53:45.411
3	2:40.267	+4.181	11:56:25.678
4	<b>2:36.086</b>		11:59:01.764
5	2:37.189	+1.103	12:01:38.953
6	2:41.064	+4.978	12:04:20.017
7	2:39.510	+3.424	12:06:59.527
8	2:43.433	+7.347	12:09:42.960
9	2:43.702	+7.616	12:12:26.662
10	2:43.971	+7.885	12:15:10.633
11	2:45.188	+9.102	12:17:55.821

<b>(20) CEAMANOS DIAZ, MIGUELA.</b>			
1			11:51:02.743
2	<b>2:35.842</b>		11:53:38.585
3	2:41.242	+5.400	11:56:19.827
4	2:40.024	+4.182	11:58:59.851
5	2:44.128	+8.286	12:01:43.979
6	2:49.178	+13.336	12:04:33.157
7	2:44.417	+8.575	12:07:17.574
8	2:42.413	+6.571	12:09:59.987
9	2:42.081	+6.239	12:12:42.068
10	2:41.975	+6.133	12:15:24.043
11	2:46.438	+10.596	12:18:10.481

**(4) PEREZ CUEN, ANTONIO**

1			11:51:07.414
2	<b>2:41.168</b>		11:53:48.582
3	2:41.534	+0.366	11:56:30.116
4	2:42.445	+1.277	11:59:12.561
5	2:46.480	+5.312	12:01:59.041
6	2:43.400	+2.232	12:04:42.441
7	2:41.600	+0.432	12:07:24.041
8	2:43.800	+2.632	12:10:07.841
9	2:42.713	+1.545	12:12:50.554
10	2:49.099	+7.931	12:15:39.653

<b>(25) LLUCH LIARTE, JUAN CARLOS</b>			
1			11:51:08.868
2	2:43.264	+1.811	11:53:52.132
3	2:43.766	+2.313	11:56:35.898
4	2:43.193	+1.740	11:59:19.091
5	<b>2:41.453</b>		12:02:00.544
6	2:42.655	+1.202	12:04:43.199
7	2:42.475	+1.022	12:07:25.674
8	2:45.100	+3.647	12:10:10.774
9	2:44.275	+2.822	12:12:55.049
10	2:44.987	+3.534	12:15:40.036

<b>(91) VIGIOLA GOIKOECHEA, KOLDO</b>			
1			11:51:06.684
2	2:45.285	+5.044	11:53:51.969
3	2:48.366	+8.125	11:56:40.335
4	2:43.258	+3.017	11:59:23.593
5	2:41.995	+1.754	12:02:05.588
6	2:41.677	+1.436	12:04:47.265
7	<b>2:40.241</b>		12:07:27.506
8	2:41.553	+1.312	12:10:09.059
9	2:44.201	+3.960	12:12:53.260
10	2:48.737	+8.496	12:15:41.997

<b>(22) BILLABEITIA UGARTE, EKAITZ</b>			
1			11:51:13.830
2	2:47.683	+1.577	11:54:01.513
3	2:47.156	+1.050	11:56:48.669
4	<b>2:46.106</b>		11:59:34.775
5	2:47.389	+1.283	12:02:22.164
6	2:46.305	+0.199	12:05:08.469
7	2:49.847	+3.741	12:07:58.316
8	2:47.384	+1.278	12:10:45.700
9	2:50.284	+4.178	12:13:35.984
10	2:46.766	+0.660	12:16:22.750

<b>(46) VICTOR, URZAY VAQUERO</b>			
1			11:51:17.411
2	2:49.177	+3.228	11:54:06.588
3	2:46.730	+0.781	11:56:53.318
4	2:46.875	+0.926	11:59:40.193
5	2:50.309	+4.360	12:02:30.502
6	2:48.327	+2.378	12:05:18.829
7	2:54.608	+8.659	12:08:13.437
8	2:52.542	+6.593	12:11:05.979
9	2:45.987	+0.038	12:13:51.966
10	<b>2:45.949</b>		12:16:37.915

<b>(919) GARCIA ESCALONA, RUBEN</b>			
1			11:51:15.174
2	2:48.238	+1.068	11:54:03.412
3	2:47.962	+0.792	11:56:51.374
4	<b>2:47.170</b>		11:59:38.544
5	2:51.096	+3.926	12:02:29.640
6	2:55.983	+8.813	12:05:25.623

Jefe de cronometraje

Orbits

Provisional

Los Comisarios Deportivos

El Director de Carrera

El Cronametrador

Definitiva

Hora:

Hora:

Hora:





Zuera, Camp. Aragón MX

MX 1 / Veteranos

L. Imaz, Zuera 1,700 km

Primera Manga

16/10/2011 11:45

Carrera (20:00 y 2 Vueltas) iniciado a 11:48:16

Lap	Lap Tm	Diff	Time of Day
7	2:51.905	+4.735	12:08:17.528
8	2:51.801	+4.631	12:11:09.329
9	2:48.825	+1.655	12:13:58.154
10	2:58.456	+11.286	12:16:56.610

(5) LAVIN AZCUENAGA, MIGUEL

1			11:51:23.884
2	2:50.911	+1.865	11:54:14.795
3	<b>2:49.046</b>		11:57:03.841
4	2:54.549	+5.503	11:59:58.390
5	2:51.223	+2.177	12:02:49.613
6	2:55.156	+6.110	12:05:44.769
7	2:55.815	+6.769	12:08:40.584
8	2:50.933	+1.887	12:11:31.517
9	2:56.225	+7.179	12:14:27.742
10	2:49.240	+0.194	12:17:16.982

(10) GASCON ZAPATA, ARTURO

1			11:51:21.362
2	<b>2:47.939</b>		11:54:09.301
3	2:51.076	+3.137	11:57:00.377
4	2:53.400	+5.461	11:59:53.777
5	2:52.872	+4.933	12:02:46.649
6	2:56.522	+8.583	12:05:43.171
7	2:56.451	+8.512	12:08:39.622
8	2:53.191	+5.252	12:11:32.813
9	2:56.497	+8.558	12:14:29.310
10	2:50.153	+2.214	12:17:19.463

(191) SANCHEZ MARTIN, RUBEN

1			11:51:19.641
2	2:54.640	+3.067	11:54:14.281
3	2:54.846	+3.273	11:57:09.127
4	2:52.060	+0.487	12:00:01.187
5	2:52.713	+1.140	12:02:53.900
6	2:54.131	+2.558	12:05:48.031
7	2:56.482	+4.909	12:08:44.513
8	<b>2:51.573</b>		12:11:36.086
9	3:38.653	+47.080	12:15:14.739
10	2:59.105	+7.532	12:18:13.844

(111) SANCHEZ FRANCO, IVAN

1			11:51:35.876
2	3:05.999	+1.726	11:54:41.875
3	<b>3:04.273</b>		11:57:46.148
4	3:08.381	+4.108	12:00:54.529
5	3:07.535	+3.262	12:04:02.064
6	3:09.820	+5.547	12:07:11.884
7	3:10.696	+6.423	12:10:22.580
8	3:08.371	+4.098	12:13:30.951
9	3:07.388	+3.115	12:16:38.339

(81) CASADO GARCIA, LUIS

1			11:51:43.041
2	<b>2:59.950</b>		11:54:42.991
3	3:00.277	+0.327	11:57:43.268
4	3:07.484	+7.534	12:00:50.752
5	3:15.287	+15.337	12:04:06.039
6	3:10.181	+10.231	12:07:16.220
7	3:08.408	+8.458	12:10:24.628
8	3:06.235	+6.285	12:13:30.863
9	3:09.844	+9.894	12:16:40.707

(8) LLORENTE BUENO, DANIEL

1			11:51:35.761
2	<b>3:02.402</b>		11:54:38.163

Lap	Lap Tm	Diff	Time of Day
3	3:05.728	+3.326	11:57:43.891
4	3:34.543	+32.141	12:01:18.434
5	3:14.951	+12.549	12:04:33.385
6	3:11.690	+9.288	12:07:45.075
7	3:21.016	+18.614	12:11:06.091
8	3:21.104	+18.702	12:14:27.195
9	3:07.993	+5.591	12:17:35.188

(170) ULLATE BURGOS, JESUS

1			11:51:31.766
2	<b>3:05.216</b>		11:54:36.982
3	3:21.550	+16.334	11:57:58.532
4	3:29.613	+24.397	12:01:28.145
5	3:12.344	+7.128	12:04:40.489
6	3:07.364	+2.148	12:07:47.853
7	3:25.760	+20.544	12:11:13.613
8	3:15.612	+10.396	12:14:29.225
9	3:08.387	+3.171	12:17:37.612

(12) MARZAL LAZARO, ALBERTO

1			11:51:46.207
2	3:17.396	+8.004	11:55:03.603
3	3:23.633	+14.241	11:58:27.236
4	3:31.060	+21.668	12:01:58.296
5	3:24.154	+14.762	12:05:22.450
6	3:20.790	+11.398	12:08:43.240
7	3:17.803	+8.411	12:12:01.043
8	3:14.804	+5.412	12:15:15.847
9	<b>3:09.392</b>		12:18:25.239

(48) MATEO PEREZ, OCTAVIO JOSE

1			11:51:38.077
2	6:55.548	+3:53.515	11:58:33.625
3	3:08.009	+5.976	12:01:41.634
4	3:13.672	+11.639	12:04:55.306
5	3:15.676	+13.643	12:08:10.982
6	3:12.838	+10.805	12:11:23.820
7	3:10.597	+8.564	12:14:34.417
8	<b>3:02.033</b>		12:17:36.450

(39) LOPEZ MARTIN, YOEL

1			11:50:55.414
2	2:32.796	+1.475	11:53:28.210
3	<b>2:31.321</b>		11:55:59.531
4	2:33.431	+2.110	11:58:32.962
5	2:34.450	+3.129	12:01:07.412
6	3:00.144	+28.823	12:04:07.556

(50) GRACIA GIMENO, EMILIO JESUS

1			11:51:34.043
2	<b>3:10.891</b>		11:54:44.934
3	3:12.668	+1.777	11:57:57.602
4	3:15.605	+4.714	12:01:13.207
5	3:27.289	+16.398	12:04:40.496
6	4:01.307	+50.416	12:08:41.803

(96) ZORITA CONDE, AITOR

1			11:52:08.636
2	<b>3:46.154</b>		11:55:54.790
3	6:35.607	+2:49.453	12:02:30.397

Jefe de cronometraje

Orbits

Provisional

Los Comisarios Deportivos

El Director de Carrera

El Cronametrador

Definitiva

Hora:

Hora:

Hora:





Zuera, Camp. Aragón MX

Clasificado por vueltas

MX 1 / Veteranos

L. Imaz, Zuera 1,700 km

Segunda Manga

16/10/2011 13:00

Carrera (20:00 y 1 Vueltas) iniciado a 13:16:33

Pos.	Nº	Nombre	Vlts	Total T°	Dif. 1°	Mejor Tm	Club	Marca
1	99	BERNADAUS VILLANUA, ANDRES	11	26:58.781		2:22.898	C.M. Epila	
2	70	CAMPS PALAU, ALFRED	11	27:23.134	24.353	2:25.688	Mc Segre	
3	30	TELLO SALAS, RAUL	11	27:42.109	43.328	2:24.678	Esc. R.T.S.	
4	97	MARTZILLA IRASTORZA, ARITZ	11	27:51.976	53.195	2:27.690	Txusko Mc	
5	84	ABASOLO ETXABE, XABIER	11	28:01.863	1:03.082	2:30.558	Txusko Mc	
6	9	FERNANDEZ PALAZUELOS, SANTIAGO	11	28:53.950	1:55.169	2:30.935	Vallisoletano Mc.	
7	39	LOPEZ MARTIN, YOEL	11	28:56.811	1:58.030	2:35.315	Mc. Villa de Utrillas	
8	7	FERNANDEZ GARCIA, CESAR	10	27:04.417	1 Vuelta	2:30.283	Sinesponsor Racing	
9	25	LLUCH LIARTE, JUAN CARLOS	10	27:14.798	1 Vuelta	2:40.101	Mc. Zuera	
10	91	VIGIOLA GOIKOECHEA, KOLDO	10	27:48.484	1 Vuelta	2:42.121	Ivan Lopez muskiz	
11	4	PEREZ CUEN, ANTONIO	10	27:51.572	1 Vuelta	2:41.603	Esc. R.T.S.	
12	22	BILLABEITIA UGARTE, EKAITZ	10	27:56.378	1 Vuelta	2:43.459	Mc. Zalla	
13	89	BOSCH NAVES, FERRAN	10	28:21.065	1 Vuelta	2:40.179	Mc Segre	
14	26	MAZA HURTADO, RAMON	10	28:33.223	1 Vuelta	2:38.699	Mc. Monegros	
15	919	GARCIA ESCALONA, RUBEN	10	28:38.970	1 Vuelta	2:45.582	Mc. Calahorra	
16	5	LAVIN AZCUENAGA, MIGUEL	10	28:50.999	1 Vuelta	2:47.107	MX Noja	
17	46	VICTOR, URZAY VAQUERO	10	29:23.760	1 Vuelta	2:47.878		
18	20	CEAMANOS DIAZ, MIGUEL A.	10	29:26.197	1 Vuelta	2:44.374	Mc. Zuera	
19	48	MATEO PEREZ, OCTAVIO JOSE	9	27:17.830	2 Vueltas	2:55.342	Mc. Calatayud	
20	81	CASADO GARCIA, LUIS	9	28:21.557	2 Vueltas	3:02.588	A.D.M. La Almunia	
21	111	SANCHEZ FRANCO, IVAN	9	29:14.356	2 Vueltas	3:08.871	Mc. Calatayud	
22	8	LLORENTE BUENO, DANIEL	9	29:14.958	2 Vueltas	3:05.565	Mc. Calatayud	
23	12	MARZAL LAZARO, ALBERTO	9	30:12.106	2 Vueltas	3:14.806	Mc. Zuera	

No clasificado (75% = 9 Vueltas)

NT	74	REY ALLUE, JUAN CARLOS	7	17:52.175	NT	2:32.321	Sinesponsor Racing	
NT	10	GASCON ZAPATA, ARTURO	7	20:14.159	NT	2:47.674	Esc. R.T.S.	
NT	170	ULLATE BURGOS, JESUS	3	9:59.319	NT	3:06.122		
NT	98	VALERA RODRIGUEZ, SERGIO			NT		Mc. Villa de Utrillas	
NT	191	SANCHEZ MARTIN, RUBEN			NT		Mc. Villa de Utrillas	
NT	11	ABELLAN MARTINEZ, MIGUEL A.			NT		Sinesponsor Racing	
NT	50	GRACIA GIMENO, EMILIO JESUS			NT		Tauste Mc.	
NT	96	ZORITA CONDE, AITOR			NT		Tauste Mc.	

Margin of Victory	Avg. Speed	Best Lap Tm	Best Spd	Best Lap by
24.353	41,587	2:22.898	42,828	99 - BERNADAUS VILLANUA, AN

Jefe de cronometraje

Orbits

Provisional

Los Comisarios Deportivos

El Director de Carrera

El Cronametrador

Definitiva

Hora:

Hora:

Hora:





**Zuera, Camp. Aragón MX****Clasificado por vueltas**

MX 1 / Veteranos

L. Imaz, Zuera 1,700 km

Segunda Manga

16/10/2011 13:00

Carrera (20:00 y 1 Vueltas) iniciado a 13:16:33

Pos.	Nº	Nombre	Vlts	Total T°	Dif. 1°	Mejor Tm Club	Marca
<b>MX-1</b>							
1	99	BERNADAUS VILLANUA, ANDRES	11	26:58.781		2:22.898	C.M. Epila
2	70	CAMPS PALAU, ALFRED	11	27:23.134	24.353	2:25.688	Mc Segre
3	30	TELLO SALAS, RAUL	11	27:42.109	43.328	2:24.678	Esc. R.T.S.
4	97	MARTZILLA IRASTORZA, ARITZ	11	27:51.976	53.195	2:27.690	Txusko Mc
5	84	ABASOLO ETXABE, XABIER	11	28:01.863	1:03.082	2:30.558	Txusko Mc
6	9	FERNANDEZ PALAZUELOS, SANTIAGO	11	28:53.950	1:55.169	2:30.935	Vallisoletano Mc.
7	39	LOPEZ MARTIN, YOEL	11	28:56.811	1:58.030	2:35.315	Mc. Villa de Utrillas
8	7	FERNANDEZ GARCIA, CESAR	10	27:04.417	1 Vuelta	2:30.283	Sinesponsor Racing
9	22	BILLABEITIA UGARTE, EKAITZ	10	27:56.378	1 Vuelta	2:43.459	Mc. Zalla
10	89	BOSCH NAVES, FERRAN	10	28:21.065	1 Vuelta	2:40.179	Mc Segre
11	26	MAZA HURTADO, RAMON	10	28:33.223	1 Vuelta	2:38.699	Mc. Monegros
12	919	GARCIA ESCALONA, RUBEN	10	28:38.970	1 Vuelta	2:45.582	Mc. Calahorra
13	5	LAVIN AZCUENAGA, MIGUEL	10	28:50.999	1 Vuelta	2:47.107	MX Noja
14	46	VICTOR, URZAY VAQUERO	10	29:23.760	1 Vuelta	2:47.878	
15	20	CEAMANOS DIAZ, MIGUEL A.	10	29:26.197	1 Vuelta	2:44.374	Mc. Zuera
16	81	CASADO GARCIA, LUIS	9	28:21.557	2 Vueltas	3:02.588	A.D.M. La Almunia
17	111	SANCHEZ FRANCO, IVAN	9	29:14.356	2 Vueltas	3:08.871	Mc. Calatayud
18	8	LLORENTE BUENO, DANIEL	9	29:14.958	2 Vueltas	3:05.565	Mc. Calatayud

**No clasificado (75% = 9 Vueltas)**

NT	74	REY ALLUE, JUAN CARLOS	7	17:52.175	NT	2:32.321	Sinesponsor Racing
NT	10	GASCON ZAPATA, ARTURO	7	20:14.159	NT	2:47.674	Esc. R.T.S.
NT	98	VALERA RODRIGUEZ, SERGIO			NT		Mc. Villa de Utrillas
NT	191	SANCHEZ MARTIN, RUBEN			NT		Mc. Villa de Utrillas

**Veteranos**

1	25	LLUCH LIARTE, JUAN CARLOS	10	27:14.798		2:40.101	Mc. Zuera
2	91	VIGIOLA GOIKOECHEA, KOLDO	10	27:48.484	33.686	2:42.121	Ivan Lopez muskiz
3	4	PEREZ CUEN, ANTONIO	10	27:51.572	36.774	2:41.603	Esc. R.T.S.
4	48	MATEO PEREZ, OCTAVIO JOSE	9	27:17.830	1 Vuelta	2:55.342	Mc. Calatayud
5	12	MARZAL LAZARO, ALBERTO	9	30:12.106	1 Vuelta	3:14.806	Mc. Zuera

**No clasificado (75% = 9 Vueltas)**

NT	170	ULLATE BURGOS, JESUS	3	9:59.319	NT	3:06.122	
NT	11	ABELLAN MARTINEZ, MIGUEL A.			NT		Sinesponsor Racing
NT	50	GRACIA GIMENO, EMILIO JESUS			NT		Tauste Mc.
NT	96	ZORITA CONDE, AITOR			NT		Tauste Mc.

Margin of Victory	Avg. Speed	Best Lap Tm	Best Spd	Best Lap by
24.353	41,587	2:22.898	42,828	99 - BERNADAUS VILLANUA, AN

Jefe de cronometraje

Orbits

 Provisional

Los Comisarios Deportivos

El Director de Carrera

El Cronametrador

 Definitiva

Hora:

Hora:

Hora:





# Zuera, Camp. Aragón MX

MX 1 / Veteranos

L. Imaz, Zuera 1,700 km

Segunda Manga

16/10/2011 13:00

Carrera (20:00 y 1 Vueltas) iniciado a 13:16:33

Lap	Lap Tm	Diff	Time of Day
<b>(99) BERNADAUS VILLANUA, ANDRES</b>			
1			13:19:09.030
2	2:26.792	+3.894	13:21:35.822
3	<b>2:22.898</b>		13:23:58.720
4	2:24.117	+1.219	13:26:22.837
5	2:26.834	+3.936	13:28:49.671
6	2:25.995	+3.097	13:31:15.666
7	2:27.695	+4.797	13:33:43.361
8	2:26.985	+4.087	13:36:10.346
9	2:28.008	+5.110	13:38:38.354
10	2:26.488	+3.590	13:41:04.842
11	2:27.150	+4.252	13:43:31.992

Lap	Lap Tm	Diff	Time of Day
<b>(70) CAMPS PALAU, ALFRED</b>			
1			13:19:01.721
2	2:26.018	+0.330	13:21:27.739
3	<b>2:25.688</b>		13:23:53.427
4	2:27.379	+1.691	13:26:20.806
5	2:27.673	+1.985	13:28:48.479
6	2:28.469	+2.781	13:31:16.948
7	2:29.297	+3.609	13:33:46.245
8	2:28.778	+3.090	13:36:15.023
9	2:30.229	+4.541	13:38:45.252
10	2:32.866	+7.178	13:41:18.118
11	2:38.227	+12.539	13:43:56.345

Lap	Lap Tm	Diff	Time of Day
<b>(30) TELLO SALAS, RAUL</b>			
1			13:19:09.142
2	2:27.632	+2.954	13:21:36.774
3	<b>2:24.678</b>		13:24:01.452
4	2:26.110	+1.432	13:26:27.562
5	2:28.163	+3.485	13:28:55.725
6	2:28.448	+3.770	13:31:24.173
7	2:31.829	+7.151	13:33:56.002
8	2:31.423	+6.745	13:36:27.425
9	2:31.337	+6.659	13:38:58.762
10	2:35.572	+10.894	13:41:34.334
11	2:40.986	+16.308	13:44:15.320

Lap	Lap Tm	Diff	Time of Day
<b>(97) MARTZILLA IRASTORZA, ARITZ</b>			
1			13:19:09.974
2	2:29.973	+2.283	13:21:39.947
3	2:29.962	+2.272	13:24:09.909
4	<b>2:27.690</b>		13:26:37.599
5	2:30.551	+2.861	13:29:08.150
6	2:32.553	+4.863	13:31:40.703
7	2:32.867	+5.177	13:34:13.570
8	2:31.239	+3.549	13:36:44.809
9	2:31.557	+3.867	13:39:16.366
10	2:31.828	+4.138	13:41:48.194
11	2:36.993	+9.303	13:44:25.187

Lap	Lap Tm	Diff	Time of Day
<b>(84) ABASOLO ETXABE, XABIER</b>			
1			13:19:09.378
2	2:33.544	+2.986	13:21:42.922
3	2:33.660	+3.102	13:24:16.582
4	2:33.192	+2.634	13:26:49.774
5	2:33.124	+2.566	13:29:22.898
6	2:31.914	+1.356	13:31:54.812
7	2:31.179	+0.621	13:34:25.991
8	<b>2:30.558</b>		13:36:56.549
9	2:30.700	+0.142	13:39:27.249
10	2:33.136	+2.578	13:42:00.385
11	2:34.689	+4.131	13:44:35.074

Lap	Lap Tm	Diff	Time of Day
<b>(9) FERNANDEZ PALAZUELOS, SANTIAGO</b>			
1			13:19:22.717
2	2:45.413	+14.478	13:22:08.130
3	2:31.538	+0.603	13:24:39.668
4	2:32.174	+1.239	13:27:11.842
5	<b>2:30.935</b>		13:29:42.777
6	2:32.572	+1.637	13:32:15.349
7	2:38.645	+7.710	13:34:53.994
8	2:38.792	+7.857	13:37:32.786
9	2:38.730	+7.795	13:40:11.516
10	2:34.819	+3.884	13:42:46.335
11	2:40.826	+9.891	13:45:27.161

Lap	Lap Tm	Diff	Time of Day
<b>(39) LOPEZ MARTIN, YOEL</b>			
1			13:19:21.732
2	2:40.379	+5.064	13:22:02.111
3	2:36.644	+1.329	13:24:38.755
4	2:37.651	+2.336	13:27:16.406
5	2:37.274	+1.959	13:29:53.680
6	2:36.266	+0.951	13:32:29.946
7	2:36.673	+1.358	13:35:06.619
8	2:36.000	+0.685	13:37:42.619
9	2:35.762	+0.447	13:40:18.381
10	2:36.326	+1.011	13:42:54.707
11	<b>2:35.315</b>		13:45:30.022

Lap	Lap Tm	Diff	Time of Day
<b>(7) FERNANDEZ GARCIA, CESAR</b>			
1			13:19:19.627
2	2:32.410	+2.127	13:21:52.037
3	2:31.171	+0.888	13:24:23.208
4	<b>2:30.283</b>		13:26:53.491
5	2:30.296	+0.013	13:29:23.787
6	2:32.151	+1.868	13:31:55.938
7	2:31.159	+0.876	13:34:27.097
8	2:30.555	+0.272	13:36:57.652
9	2:30.844	+0.561	13:39:28.496
10	4:09.132	+1:38.849	13:43:37.628

Lap	Lap Tm	Diff	Time of Day
<b>(25) LLUCH LIARTE, JUAN CARLOS</b>			
1			13:19:29.093
2	2:43.054	+2.953	13:22:12.147
3	2:41.307	+1.206	13:24:53.454
4	2:40.745	+0.644	13:27:34.199
5	2:42.665	+2.564	13:30:16.864
6	2:41.037	+0.936	13:32:57.901
7	2:42.659	+2.558	13:35:40.560
8	<b>2:40.101</b>		13:38:20.661
9	2:43.522	+3.421	13:41:04.183
10	2:43.826	+3.725	13:43:48.009

Lap	Lap Tm	Diff	Time of Day
<b>(91) VIGIOLA GOIKOECHEA, KOLDO</b>			
1			13:19:30.457
2	2:46.538	+4.417	13:22:16.995
3	2:48.101	+5.980	13:25:05.096
4	2:45.376	+3.255	13:27:50.472
5	2:43.362	+1.241	13:30:33.834
6	2:44.180	+2.059	13:33:18.014
7	2:47.928	+5.807	13:36:05.942
8	2:46.469	+4.348	13:38:52.411
9	2:47.163	+5.042	13:41:39.574
10	<b>2:42.121</b>		13:44:21.695

Lap	Lap Tm	Diff	Time of Day
<b>(4) PEREZ CUEN, ANTONIO</b>			
1			13:19:32.341
2	2:42.760	+1.157	13:22:15.101
3	2:43.091	+1.488	13:24:58.192

Lap	Lap Tm	Diff	Time of Day
4	<b>2:41.603</b>		13:27:39.795
5	2:41.730	+0.127	13:30:21.525
6	2:43.992	+2.389	13:33:05.517
7	2:44.482	+2.879	13:35:49.999
8	2:50.206	+8.603	13:38:40.205
9	2:54.934	+13.331	13:41:35.139
10	2:49.644	+8.041	13:44:24.783

Lap	Lap Tm	Diff	Time of Day
<b>(22) BILLABEITIA UGARTE, EKAITZ</b>			
1			13:19:30.876
2	<b>2:43.459</b>		13:22:14.335
3	2:47.025	+3.566	13:25:01.360
4	2:48.144	+4.685	13:27:49.504
5	2:44.531	+1.072	13:30:34.035
6	2:45.625	+2.166	13:33:19.660
7	2:47.023	+3.564	13:36:06.683
8	2:48.804	+5.345	13:38:55.487
9	2:45.531	+2.072	13:41:41.018
10	2:48.571	+5.112	13:44:29.589

Lap	Lap Tm	Diff	Time of Day
<b>(89) BOSCH NAVES, FERRAN</b>			
1			13:20:13.127
2	2:43.986	+3.807	13:22:57.113
3	<b>2:40.179</b>		13:25:37.292
4	2:40.387	+0.208	13:28:17.679
5	2:43.140	+2.961	13:31:00.819
6	2:40.211	+0.032	13:33:41.030
7	2:50.759	+10.580	13:36:31.789
8	2:45.543	+5.364	13:39:17.332
9	2:47.789	+7.610	13:42:05.121
10	2:49.155	+8.976	13:44:54.276

Lap	Lap Tm	Diff	Time of Day
<b>(26) MAZA HURTADO, RAMON</b>			
1			13:20:17.532
2	2:52.085	+13.386	13:23:09.617
3	<b>2:38.699</b>		13:25:48.316
4	2:39.848	+1.149	13:28:28.164
5	2:40.310	+1.611	13:31:08.474
6	2:43.267	+4.568	13:33:51.741
7	2:42.815	+4.116	13:36:34.556
8	2:43.916	+5.217	13:39:18.472
9	2:40.800	+2.101	13:41:59.272
10	3:07.162	+28.463	13:45:06.434

Lap	Lap Tm	Diff	Time of Day
<b>(919) GARCIA ESCALONA, RUBEN</b>			
1			13:19:33.756
2	2:47.089	+1.507	13:22:20.845
3	<b>2:45.582</b>		13:25:06.427
4	2:45.804	+0.222	13:27:52.231
5	2:48.659	+3.077	13:30:40.890
6	2:48.685	+3.103	13:33:29.575
7	2:53.296	+7.714	13:36:22.871
8	2:58.723	+13.141	13:39:21.594
9	2:56.287	+10.705	13:42:17.881
10	2:54.300	+8.718	13:45:12.181

Lap	Lap Tm	Diff	Time of Day
<b>(5) LAVIN AZCUENAGA, MIGUEL</b>			
1			13:19:38.032
2	2:48.152	+1.045	13:22:26.184
3	2:47.288	+0.181	13:25:13.472
4	<b>2:47.107</b>		13:28:00.579
5	2:48.143	+1.036	13:30:48.722
6	2:51.543	+4.436	13:33:40.265
7	2:58.435	+11.328	13:36:38.700
8	2:57.198	+10.091	13:39:35.898
9	2:54.884	+7.777	13:42:30.782

Jefe de cronometraje

Orbits

Provisional

Los Comisarios Deportivos

El Director de Carrera

El Cronametrador

Definitiva

Hora:

Hora:

Hora:





Zuera, Camp. Aragón MX

MX 1 / Veteranos

L. Imaz, Zuera 1,700 km

Segunda Manga

16/10/2011 13:00

Carrera (20:00 y 1 Vueltas) iniciado a 13:16:33

Lap	Lap Tm	Diff	Time of Day
10	2:53.428	+6.321	13:45:24.210
<b>(46) VICTOR, URZAY VAQUERO</b>			
1			13:19:56.557
2	2:50.783	+2.905	13:22:47.340
3	<b>2:47.878</b>		13:25:35.218
4	2:50.599	+2.721	13:28:25.817
5	2:49.502	+1.624	13:31:15.319
6	2:59.090	+11.212	13:34:14.409
7	2:55.039	+7.161	13:37:09.448
8	2:52.877	+4.999	13:40:02.325
9	2:52.885	+5.007	13:42:55.210
10	3:01.761	+13.883	13:45:56.971

<b>(20) CEAMANOS DIAZ, MIGUEL A.</b>			
1			13:20:04.179
2	<b>2:44.374</b>		13:22:48.553
3	3:05.574	+21.200	13:25:54.127
4	2:47.073	+2.699	13:28:41.200
5	2:52.929	+8.555	13:31:34.129
6	2:51.889	+7.515	13:34:26.018
7	2:55.780	+11.406	13:37:21.798
8	2:52.790	+8.416	13:40:14.588
9	2:52.213	+7.839	13:43:06.801
10	2:52.607	+8.233	13:45:59.408

<b>(48) MATEO PEREZ, OCTAVIO JOSE</b>			
1			13:19:40.932
2	2:56.957	+1.615	13:22:37.889
3	<b>2:55.342</b>		13:25:33.231
4	2:59.255	+3.913	13:28:32.486
5	3:04.599	+9.257	13:31:37.085
6	3:04.563	+9.221	13:34:41.648
7	3:01.597	+6.255	13:37:43.245
8	3:00.605	+5.263	13:40:43.850
9	3:07.191	+11.849	13:43:51.041

<b>(81) CASADO GARCIA, LUIS</b>			
1			13:19:52.127
2	3:07.512	+4.924	13:22:59.639
3	<b>3:02.588</b>		13:26:02.227
4	3:03.047	+0.459	13:29:05.274
5	3:09.819	+7.231	13:32:15.093
6	3:06.559	+3.971	13:35:21.652
7	3:07.407	+4.819	13:38:29.059
8	3:15.961	+13.373	13:41:45.020
9	3:09.748	+7.160	13:44:54.768

<b>(111) SANCHEZ FRANCO, IVAN</b>			
1			13:19:51.546
2	3:12.316	+3.445	13:23:03.862
3	<b>3:08.871</b>		13:26:12.733
4	3:09.823	+0.952	13:29:22.556
5	3:16.927	+8.056	13:32:39.483
6	3:15.110	+6.239	13:35:54.593
7	3:15.641	+6.770	13:39:10.234
8	3:20.065	+11.194	13:42:30.299
9	3:17.268	+8.397	13:45:47.567

<b>(8) LLORENTE BUENO, DANIEL</b>			
1			13:19:45.814
2	<b>3:05.565</b>		13:22:51.379
3	3:11.739	+6.174	13:26:03.118
4	3:13.053	+7.488	13:29:16.171
5	3:23.576	+18.011	13:32:39.747
6	3:15.147	+9.582	13:35:54.894

Lap	Lap Tm	Diff	Time of Day
7	3:20.459	+14.894	13:39:15.353
8	3:17.461	+11.896	13:42:32.814
9	3:15.355	+9.790	13:45:48.169

<b>(12) MARZAL LAZARO, ALBERTO</b>			
1			13:20:03.826
2	3:16.296	+1.490	13:23:20.122
3	3:32.342	+17.536	13:26:52.464
4	3:16.548	+1.742	13:30:09.012
5	3:17.111	+2.305	13:33:26.123
6	3:23.370	+8.564	13:36:49.493
7	3:25.891	+11.085	13:40:15.384
8	3:15.127	+0.321	13:43:30.511
9	<b>3:14.806</b>		13:46:45.317

<b>(74) REY ALLUE, JUAN CARLOS</b>			
1			13:19:07.011
2	<b>2:32.321</b>		13:21:39.332
3	2:32.612	+0.291	13:24:11.944
4	2:33.357	+1.036	13:26:45.301
5	2:32.383	+0.062	13:29:17.684
6	2:33.519	+1.198	13:31:51.203
7	2:34.183	+1.862	13:34:25.386

<b>(10) GASCON ZAPATA, ARTURO</b>			
1			13:19:35.289
2	<b>2:47.674</b>		13:22:22.963
3	2:49.508	+1.834	13:25:12.471
4	2:50.020	+2.346	13:28:02.491
5	2:51.109	+3.435	13:30:53.600
6	2:56.806	+9.132	13:33:50.406
7	2:56.964	+9.290	13:36:47.370

<b>(170) ULLATE BURGOS, JESUS</b>			
1			13:20:10.317
2	<b>3:06.122</b>		13:23:16.439
3	3:16.091	+9.969	13:26:32.530

Jefe de cronometraje

Orbits

Provisional

Los Comisarios Deportivos

El Director de Carrera

El Cronametrador

Definitiva

Hora:

Hora:

Hora:



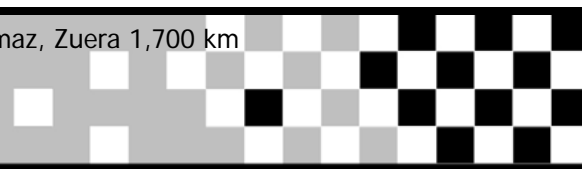


# Zuera, Camp. Aragón MX

MX 1 / Veteranos

L. Imaz, Zuera 1,700 km

Final MX1/Veteranos



Pos.	Nº Nombre	T. puntos	1ª C	2ª C Club	Marca
------	-----------	-----------	------	-----------	-------

### MX-1

1	99	BERNADAUS VILLANUA, ANDRES	47	22	25	C.M. Epila
2	30	TELLO SALAS, RAUL	45	25	20	Esc. R.T.S.
3	70	CAMPS PALAU, ALFRED	42	20	22	Mc Segre
4	84	ABASOLO ETXABE, XABIER	32	16	16	Txusko Mc
5	9	FERNANDEZ PALAZUELOS, SANTIAGO	29	14	15	Vallisoletano Mc.
6	7	FERNANDEZ GARCIA, CESAR	26	13	13	Sinesponsor Racing
7	26	MAZA HURTADO, RAMON	25	15	10	Mc. Monegros
8	89	BOSCH NAVES, FERRAN	23	12	11	Mc Segre
9	22	BILLABEITIA UGARTE, EKAITZ	22	10	12	Mc. Zalla
10	97	MARTZILLA IRASTORZA, ARITZ	18	--	18	Txusko Mc
11	74	REY ALLUE, JUAN CARLOS	18	18	0	Sinesponsor Racing
12	20	CEAMANOS DIAZ, MIGUEL A.	17	11	6	Mc. Zuera
13	919	GARCIA ESCALONA, RUBEN	17	8	9	Mc. Calahorra
14	46	VICTOR, URZAY VAQUERO	16	9	7	
15	5	LAVIN AZCUENAGA, MIGUEL	15	7	8	MX Noja
16	39	LOPEZ MARTIN, YOEL	14	0	14	Mc. Villa de Utrillas
17	81	CASADO GARCIA, LUIS	8	3	5	A.D.M. La Almunia
18	111	SANCHEZ FRANCO, IVAN	8	4	4	Mc. Calatayud
19	10	GASCON ZAPATA, ARTURO	6	6	0	Esc. R.T.S.
20	191	SANCHEZ MARTIN, RUBEN	5	5	0	Mc. Villa de Utrillas
21	8	LLORENTE BUENO, DANIEL	5	2	3	Mc. Calatayud
22	98	VALERA RODRIGUEZ, SERGIO	0	0	0	Mc. Villa de Utrillas

### Veteranos

1	25	LLUCH LIARTE, JUAN CARLOS	47	22	25	Mc. Zuera
2	4	PEREZ CUEN, ANTONIO	45	25	20	Esc. R.T.S.
3	91	VIGIOLA GOIKOECHEA, KOLDO	42	20	22	Ivan Lopez muskiz mc
4	12	MARZAL LAZARO, ALBERTO	32	16	16	Mc. Zuera
5	48	MATEO PEREZ, OCTAVIO JOSE	18	0	18	Mc. Calatayud
6	170	ULLATE BURGOS, JESUS	18	18	0	
7	11	ABELLAN MARTINEZ, MIGUEL A.	0	0	0	Sinesponsor Racing
8	50	GRACIA GIMENO, EMILIO JESUS	0	0	0	Tauste Mc.
9	96	ZORITA CONDE, AITOR	0	0	0	Tauste Mc.

Jefe de cronometraje

Orbits

Provisional

Los Comisarios Deportivos

El Director de Carrera

El Cronametrador

Definitiva

Hora:

Hora:

Hora:





Zuera, Camp. Aragón MX

Clasificado por mejor tiempo de vuelta

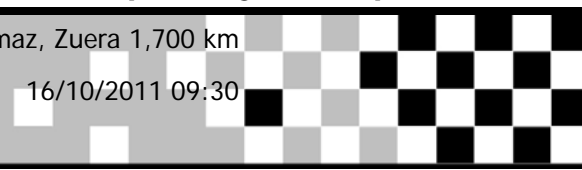
MX 2

L. Imaz, Zuera 1,700 km

Entrenos Oficiales

16/10/2011 09:30

Clasificación (15:00 Tiempo) iniciado a 9:27:56



Pos.	Nº	Name	Clase	Mejor Tm	Dif. 1º	En Vlt.	Club
1	97	MARTZILLA IRASTORZA, ARITZ	MX-2-JN	2:29.129		5	Txusko Mc
2	31	VILLAVERDE MARIN, ADRIAN	MX-2-SN	2:29.292	0.163	6	Mc. Zuera
3	37	ALEJANDRO, LOPEZ GADEA	MX-2-SN	2:29.612	0.483	5	
4	728	ALBIZUA ZUBIZARRETA, JOSU	MX-2-JN	2:32.884	3.755	5	Mc Segre
5	98	VALERA RODRIGUEZ, SERGIO	MX-2-JN	2:34.967	5.838	2	Mc. Villa de Utrill
6	80	BELLIDO PARDO, FERNANDO	MX-2-SN	2:35.946	6.817	4	Tauste Mc.
7	5	RAUFAST PARDO, RICARDO	MX-2-SN	2:36.068	6.939	4	Mc. Zuera
8	39	LOPEZ MARTIN, YOEL	MX-2-SN	2:37.195	8.066	4	Mc. Villa de Utrill
9	22	SANZ CALLEJA, GUZMAN	MX-2-SN	2:38.632	9.503	5	Sinesponsor Rac
10	90	IDIAQUEZ SAN PEDRO, JON	MX-2-JN	2:39.318	10.189	5	Txusko Mc
11	40	RODRIGUEZ SANCHEZ, MARIO	MX-2-SN	2:41.453	12.324	5	Mc. Marzan
12	55	CHUECA GOMEZ, VICTOR	MX-2-JN	2:41.737	12.608	3	
13	33	MUNERA LORIENTE, SERGIO	MX-2-JN	2:42.409	13.280	3	Pm. Oscense
14	60	AARON, URGEL HERNANDO	MX-2-JN	2:42.478	13.349	2	
15	66	ALFARO ZORZANO, JAVIER	MX-2-JN	2:44.094	14.965	4	
16	36	TORRE CRESPO, PEDRO	MX-2-SN	2:44.907	15.778	5	MX Noja
17	35	PRADO CORRALES, SANTOS	MX-2-JN	2:48.427	19.298	5	Mc. Cerro Blanc
18	224	ARMENGOL OLIVA, JORGE	MX-2-SN	2:50.264	21.135	5	Mc. Bajo Aragón
19	7	ARRIEZU MANZANARES, ASTOR	MX-2-JN	2:50.730	21.601	4	Independiente
20	10	JIMENEZ JIMENEZ, DAVID	MX-2-JN	2:53.558	24.429	3	
21	17	PITARQUE TORRES, JAVIER DANIEL	MX-2-JN	2:55.000	25.871	2	Mc. Bajo Aragón
22	28	MUÑOZ VILLUENDAS, VALENTI	MX-2-JN	2:55.759	26.630	5	Mc. Villa de Utrill
23	74	LAURA PUEYO, IVAN	MX-2-JN	2:57.947	28.818	5	Mc. Salvador
24	111	ESPALLARGAS GIL, JESUS	MX-2-JN	3:00.559	31.430	3	Mc. Bajo Aragón
25	88	GARCIA MIÑES, JAVIER	MX-2-JN	3:02.817	33.688	4	Tauste Mc.
26	95	MORENO ARROYO, VICTOR	MX-2-JN	3:03.838	34.709	3	Tauste Mc.
27	19	JIMENEZ SANTACRUZ, ALBERTO	MX-2-JN	3:16.323	47.194	2	Esc. R.T.S.
28	248	SACRAMENTO SANGÜESA, LUIS F.	MX-2-JN	3:40.582	1:11.453	3	
29	21	GARCIA CAÑAS, MICHEL	MX-2-JN	6:24.119	3:54.990	2	Mc. Villa de Utrill
30	18	GARIN VERA, ADRIAN	MX-2-JN			0	Independiente

Jefe de cronometraje

Orbits

Provisional

Los Comisarios Deportivos

El Director de Carrera

El Cronametrador

Definitiva

Hora:

Hora:

Hora:





# Zuera, Camp. Aragón MX

MX 2

L. Imaz, Zuera 1,700 km

Entrenos Oficiales

16/10/2011 09:30

Clasificación (15:00 Tiempo) iniciado a 9:27:56

Lap	Lap Tm	Diff	Time of Day
<b>(97) MARTZILLA IRASTORZA, ARITZ</b>			
1			9:30:49.657
2	2:41.988	+12.859	9:33:31.645
3	2:31.552	+2.423	9:36:03.197
4	2:32.217	+3.088	9:38:35.414
5	<b>2:29.129</b>		9:41:04.543

Lap	Lap Tm	Diff	Time of Day
<b>(31) VILLAVERDE MARIN, ADRIAN</b>			
1			9:31:04.975
2	2:31.981	+2.689	9:33:36.956
3	2:40.245	+10.953	9:36:17.201
4	2:31.952	+2.660	9:38:49.153
5	3:06.330	+37.038	9:41:55.483
6	<b>2:29.292</b>		9:44:24.775

Lap	Lap Tm	Diff	Time of Day
<b>(37) ALEJANDRO, LOPEZ GADEA</b>			
1			9:33:20.043
2	2:36.967	+7.355	9:35:57.010
3	2:36.956	+7.344	9:38:33.966
4	3:57.724	+1:28.112	9:42:31.690
5	<b>2:29.612</b>		9:45:01.302

Lap	Lap Tm	Diff	Time of Day
<b>(728) ALBIZUA ZUBIZARRETA, JOSU</b>			
1			9:30:53.958
2	2:42.189	+9.305	9:33:36.147
3	2:42.749	+9.865	9:36:18.896
4	3:08.651	+35.767	9:39:27.547
5	<b>2:32.884</b>		9:42:00.431
6	2:46.518	+13.634	9:44:46.949

Lap	Lap Tm	Diff	Time of Day
<b>(98) VALERA RODRIGUEZ, SERGIO</b>			
1			9:30:41.163
2	<b>2:34.967</b>		9:33:16.130
3	2:37.770	+2.803	9:35:53.900
4	2:36.928	+1.961	9:38:30.828
5	5:01.692	+2:26.725	9:43:32.520

Lap	Lap Tm	Diff	Time of Day
<b>(80) BELLIDO PARDO, FERNANDO</b>			
1			9:32:02.113
2	2:49.044	+13.098	9:34:51.157
3	2:44.522	+8.576	9:37:35.679
4	<b>2:35.946</b>		9:40:11.625
5	2:58.614	+22.668	9:43:10.239

Lap	Lap Tm	Diff	Time of Day
<b>(5) RAUFAS Pardo, RICARDO</b>			
1			9:32:22.032
2	3:07.193	+31.125	9:35:29.225
3	2:58.468	+22.400	9:38:27.693
4	<b>2:36.068</b>		9:41:03.761
5	3:08.339	+32.271	9:44:12.100

Lap	Lap Tm	Diff	Time of Day
<b>(39) LOPEZ MARTIN, YOEL</b>			
1			9:31:35.974
2	2:47.294	+10.099	9:34:23.268
3	2:45.227	+8.032	9:37:08.495
4	<b>2:37.195</b>		9:39:45.690
5	4:16.657	+1:39.462	9:44:02.347

Lap	Lap Tm	Diff	Time of Day
<b>(22) SANZ CALLEJA, GUZMAN</b>			
1			9:32:58.809
2	2:56.954	+18.322	9:35:55.763
3	2:59.191	+20.559	9:38:54.954
4	2:46.462	+7.830	9:41:41.416
5	<b>2:38.632</b>		9:44:20.048

Lap	Lap Tm	Diff	Time of Day
<b>(90) IDIAQUEZ SAN PEDRO, JON</b>			
1			9:30:40.210
2	2:41.697	+2.379	9:33:21.907
3	2:39.648	+0.330	9:36:01.555
4	2:43.193	+3.875	9:38:44.748
5	<b>2:39.318</b>		9:41:24.066
6	2:46.302	+6.984	9:44:10.368

Lap	Lap Tm	Diff	Time of Day
<b>(40) RODRIGUEZ SANCHEZ, MARIO</b>			
1			9:31:50.431
2	2:51.706	+10.253	9:34:42.137
3	2:58.002	+16.549	9:37:40.139
4	2:55.143	+13.690	9:40:35.282
5	<b>2:41.453</b>		9:43:16.735

Lap	Lap Tm	Diff	Time of Day
<b>(55) CHUECA GOMEZ, VICTOR</b>			
1			9:31:04.596
2	2:48.828	+7.091	9:33:53.424
3	<b>2:41.737</b>		9:36:35.161
4	3:06.641	+24.904	9:39:41.802
5	2:56.465	+14.728	9:42:38.267
6	2:54.960	+13.223	9:45:33.227

Lap	Lap Tm	Diff	Time of Day
<b>(33) MUNERA LORIENTE, SERGIO</b>			
1			9:31:26.549
2	2:49.468	+7.059	9:34:16.017
3	<b>2:42.409</b>		9:36:58.426
4	2:46.512	+4.103	9:39:44.938
5	3:00.861	+18.452	9:42:45.799
6	2:49.255	+6.846	9:45:35.054

Lap	Lap Tm	Diff	Time of Day
<b>(60) AARON, URGEL HERNANDO</b>			
1			9:31:26.278
2	<b>2:42.478</b>		9:34:08.756
3	3:32.665	+50.187	9:37:41.421
4	2:47.985	+5.507	9:40:29.406
5	2:59.607	+17.129	9:43:29.013

Lap	Lap Tm	Diff	Time of Day
<b>(66) ALFARO ZORZANO, JAVIER</b>			
1			9:32:37.643
2	2:50.704	+6.610	9:35:28.347
3	2:47.647	+3.553	9:38:15.994
4	<b>2:44.094</b>		9:41:00.088
5	3:09.708	+25.614	9:44:09.796

Lap	Lap Tm	Diff	Time of Day
<b>(36) TORRE CRESPO, PEDRO</b>			
1			9:31:53.169
2	2:51.037	+6.130	9:34:44.206
3	3:48.402	+1:03.495	9:38:32.608
4	2:45.812	+0.905	9:41:18.420
5	<b>2:44.907</b>		9:44:03.327

Lap	Lap Tm	Diff	Time of Day
<b>(35) PRADO CORRALES, SANTOS</b>			
1			9:32:08.860
2	3:28.521	+40.094	9:35:37.381
3	3:03.965	+15.538	9:38:41.346
4	2:54.089	+5.662	9:41:35.435
5	<b>2:48.427</b>		9:44:23.862

Lap	Lap Tm	Diff	Time of Day
<b>(224) ARMENGOL OLIVA, JORGE</b>			
1			9:32:13.696
2	3:03.245	+12.981	9:35:16.941
3	3:26.430	+36.166	9:38:43.371
4	2:53.218	+2.954	9:41:36.589
5	<b>2:50.264</b>		9:44:26.853

Lap	Lap Tm	Diff	Time of Day
<b>(7) ARRIEZU MANZANARES, ASTOR</b>			
1			9:31:41.641
2	2:51.893	+1.163	9:34:33.534
3	2:53.519	+2.789	9:37:27.053
4	<b>2:50.730</b>		9:40:17.783
5	2:57.218	+6.488	9:43:15.001

Lap	Lap Tm	Diff	Time of Day
<b>(10) JIMENEZ JIMENEZ, DAVID</b>			
1			9:31:34.429
2	2:57.959	+4.401	9:34:32.388
3	<b>2:53.558</b>		9:37:25.946
4	3:28.488	+34.930	9:40:54.434
5	3:01.251	+7.693	9:43:55.685

Lap	Lap Tm	Diff	Time of Day
<b>(17) PITARQUE TORRES, JAVIER DANIEL</b>			
1			9:31:54.217
2	<b>2:55.000</b>		9:34:49.217
3	2:59.637	+4.637	9:37:48.854
4	2:55.896	+0.896	9:40:44.750
5	5:13.051	+2:18.051	9:45:57.801

Lap	Lap Tm	Diff	Time of Day
<b>(28) MUÑOZ VILLUENDAS, VALENTI</b>			
1			9:31:29.625
2	3:00.799	+5.040	9:34:30.424
3	3:06.686	+10.927	9:37:37.110
4	3:07.898	+12.139	9:40:45.008
5	<b>2:55.759</b>		9:43:40.767

Lap	Lap Tm	Diff	Time of Day
<b>(74) LAURA PUEYO, IVAN</b>			
1			9:31:52.240
2	3:15.380	+17.433	9:35:07.620
3	3:17.049	+19.102	9:38:24.669
4	3:51.380	+53.433	9:42:16.049
5	<b>2:57.947</b>		9:45:13.996

Lap	Lap Tm	Diff	Time of Day
<b>(111) ESPALLARGAS GIL, JESUS</b>			
1			9:32:11.687
2	3:35.847	+35.288	9:35:47.534
3	<b>3:00.559</b>		9:38:48.093

Lap	Lap Tm	Diff	Time of Day
<b>(88) GARCIA MIÑES, JAVIER</b>			
1			9:35:24.415
2	3:07.612	+4.795	9:38:32.027
3	4:06.929	+1:04.112	9:42:38.956
4	<b>3:02.817</b>		9:45:41.773

Lap	Lap Tm	Diff	Time of Day
<b>(95) MORENO ARROYO, VICTOR</b>			
1			9:32:37.366
2	3:04.092	+0.254	9:35:41.458
3	<b>3:03.838</b>		9:38:45.296
4	5:16.132	+2:12.294	9:44:01.428

Lap	Lap Tm	Diff	Time of Day
<b>(19) JIMENEZ SANTACRUZ, ALBERTO</b>			
1			9:40:43.601
2	<b>3:16.323</b>		9:43:59.924

Lap	Lap Tm	Diff	Time of Day
<b>(248) SACRAMENTO SANGÜESA, LUIS F.</b>			
1			9:33:59.392
2	5:27.064	+1:46.482	9:39:26.456
3	<b>3:40.582</b>		9:43:07.038

Lap	Lap Tm	Diff	Time of Day
<b>(21) GARCIA CAÑAS, MICHEL</b>			
1			9:32:57.240
2	<b>6:24.119</b>		9:39:21.359

Lap	Lap Tm	Diff	Time of Day
<b>(18) GARIN VERA, ADRIAN</b>			

Jefe de cronometraje

Orbits

Provisional

Los Comisarios Deportivos

El Director de Carrera

El Cronametrador

Definitiva

Hora:

Hora:

Hora:





Zuera, Camp. Aragón MX

MX 2 L. Imaz, Zuera 1,700 km

Entrenos Oficiales 16/10/2011 09:30

Clasificación (15:00 Tiempo) iniciado a 9:27:56

Lap	Lap Tm	Diff	Time of Day	Lap	Lap Tm	Diff	Time of Day	Lap	Lap Tm	Diff	Time of Day
1			9:31:55.787								

Jefe de cronometraje Orbits

Provisional  Definitiva

Los Comisarios Deportivos El Director de Carrera El Cronametrador

Hora: Hora: Hora:



Zuera, Camp. Aragón MX

Clasificado por vueltas

MX 2

L. Imaz, Zuera 1,700 km

Primera Manga

16/10/2011 10:40

Carrera (20:00 y 2 Vueltas) iniciado a 10:50:20

Pos.	N°	Nombre	Vlts	Total T°	Dif. 1°	Mejor Tm Club
1	97	MARTZILLA IRASTORZA, ARITZ	10	25:30.781		2:26.958 Txusko Mc
2	66	ALFARO ZORZANO, JAVIER	10	25:43.328	12.547	2:32.020
3	728	ALBIZUA ZUBIZARRETA, JOSU	10	25:53.548	22.767	2:29.559 Mc Segre
4	90	IDIAQUEZ SAN PEDRO, JON	10	25:58.832	28.051	2:30.838 Txusko Mc
5	22	SANZ CALLEJA, GUZMAN	10	26:04.651	33.870	2:32.720 Sinesponsor Racing
6	98	VALERA RODRIGUEZ, SERGIO	10	26:13.135	42.354	2:31.799 Mc. Villa de Utrillas
7	37	ALEJANDRO, LOPEZ GADEA	10	26:18.406	47.625	2:30.004
8	80	BELLIDO PARDO, FERNANDO	10	26:37.985	1:07.204	2:37.299 Tauste Mc.
9	5	RAUFAST PARDO, RICARDO	10	26:41.140	1:10.359	2:38.262 Mc. Zuera
10	40	RODRIGUEZ SANCHEZ, MARIO	10	27:03.911	1:33.130	2:39.515 Mc. Marzan
11	55	CHUECA GOMEZ, VICTOR	10	27:13.977	1:43.196	2:37.561
12	31	VILLAVERDE MARIN, ADRIAN	10	27:27.690	1:56.909	2:29.132 Mc. Zuera
13	35	PRADO CORRALES, SANTOS	10	27:35.032	2:04.251	2:40.284 Mc. Cerro Blanco
14	224	ARMENGOL OLIVA, JORGE	10	27:58.664	2:27.883	2:44.928 Mc. Bajo Aragón
15	28	MUÑOZ VILLUENDAS, VALENTI	10	28:13.354	2:42.573	2:44.463 Mc. Villa de Utrillas
16	60	AARON, URGEL HERNANDO	9	25:38.958	1 Vuelta	2:43.150
17	36	TORRE CRESPO, PEDRO	9	25:46.713	1 Vuelta	2:39.183 MX Noja
18	10	JIMENEZ JIMENEZ, DAVID	9	26:45.846	1 Vuelta	2:45.362
19	95	MORENO ARROYO, VICTOR	9	26:47.292	1 Vuelta	2:54.313 Tauste Mc.
20	88	GARCIA MIÑES, JAVIER	9	26:57.089	1 Vuelta	2:53.611 Tauste Mc.
21	74	LAURA PUEYO, IVAN	9	27:11.449	1 Vuelta	2:53.890 Mc. Salvador
22	19	JIMENEZ SANTACRUZ, ALBERTO	9	27:12.835	1 Vuelta	2:57.026 Esc. R.T.S.
23	33	MUNERA LORIENTE, SERGIO	9	28:00.914	1 Vuelta	2:45.593 Pm. Oscense
24	111	ESPALLARGAS GIL, JESUS	9	28:02.469	1 Vuelta	2:46.203 Mc. Bajo Aragón
25	7	ARRIEZU MANZANARES, ASTOR	8	25:47.428	2 Vueltas	2:57.277 Independiente

No clasificado (75% = 8 Vueltas)

NT	39	LOPEZ MARTIN, YOEL	9	25:25.809	NT	2:31.886 Mc. Villa de Utrillas
NT	21	GARCIA CAÑAS, MICHEL	7	23:00.630	NT	2:54.474 Mc. Villa de Utrillas
NT	248	SACRAMENTO SANGÜESA, LUIS F.	5	16:55.377	NT	3:20.098
NT	18	GARIN VERA, ADRIAN	3	11:16.017	NT	3:25.371 Independiente

Margin of Victory	Avg. Speed	Best Lap Tm	Best Spd	Best Lap by
12.547	39,980	2:26.958	41,645	97 - MARTZILLA IRASTORZA, AR

Jefe de cronometraje

Orbits

Provisional

Los Comisarios Deportivos

El Director de Carrera

El Cronametrador

Definitiva

Hora:

Hora:

Hora:







# Zuera, Camp. Aragón MX

## Clasificado por vueltas

MX 2

L. Imaz, Zuera 1,700 km

Primera Manga

16/10/2011 10:40

Carrera (20:00 y 2 Vueltas) iniciado a 10:50:20

Pos.	Nº	Nombre	Vlts	Total T°	Dif. 1°	Mejor Tm Club	Marca
MX-2-JN							
1	97	MARTZILLA IRASTORZA, ARITZ	10	25:30.781		2:26.958	Txusko Mc
2	66	ALFARO ZORZANO, JAVIER	10	25:43.328	12.547	2:32.020	
3	728	ALBIZUA ZUBIZARRETA, JOSU	10	25:53.548	22.767	2:29.559	Mc Segre
4	90	IDIAQUEZ SAN PEDRO, JON	10	25:58.832	28.051	2:30.838	Txusko Mc
5	98	VALERA RODRIGUEZ, SERGIO	10	26:13.135	42.354	2:31.799	Mc. Villa de Utrillas
6	55	CHUECA GOMEZ, VICTOR	10	27:13.977	1:43.196	2:37.561	
7	35	PRADO CORRALES, SANTOS	10	27:35.032	2:04.251	2:40.284	Mc. Cerro Blanco
8	28	MUÑOZ VILLUENDAS, VALENTI	10	28:13.354	2:42.573	2:44.463	Mc. Villa de Utrillas
9	60	AARON, URGEL HERNANDO	9	25:38.958	1 Vuelta	2:43.150	
10	10	JIMENEZ JIMENEZ, DAVID	9	26:45.846	1 Vuelta	2:45.362	
11	95	MORENO ARROYO, VICTOR	9	26:47.292	1 Vuelta	2:54.313	Tauste Mc.
12	88	GARCIA MIÑES, JAVIER	9	26:57.089	1 Vuelta	2:53.611	Tauste Mc.
13	74	LAURA PUEYO, IVAN	9	27:11.449	1 Vuelta	2:53.890	Mc. Salvador
14	19	JIMENEZ SANTACRUZ, ALBERTO	9	27:12.835	1 Vuelta	2:57.026	Esc. R.T.S.
15	33	MUNERA LORIENTE, SERGIO	9	28:00.914	1 Vuelta	2:45.593	Pm. Oscense
16	111	ESPALLARGAS GIL, JESUS	9	28:02.469	1 Vuelta	2:46.203	Mc. Bajo Aragón
17	7	ARRIEZU MANZANARES, ASTOR	8	25:47.428	2 Vueltas	2:57.277	Independiente

No clasificado (75% = 8 Vueltas)

NT	21	GARCIA CAÑAS, MICHEL	7	23:00.630	NT	2:54.474	Mc. Villa de Utrillas
NT	248	SACRAMENTO SANGÜESA, LUIS F.	5	16:55.377	NT	3:20.098	
NT	18	GARIN VERA, ADRIAN	3	11:16.017	NT	3:25.371	Independiente

MX-2-SN

1	22	SANZ CALLEJA, GUZMAN	10	26:04.651		2:32.720	Sinesponsor Racing
2	37	ALEJANDRO, LOPEZ GADEA	10	26:18.406	13.755	2:30.004	
3	80	BELLIDO PARDO, FERNANDO	10	26:37.985	33.334	2:37.299	Tauste Mc.
4	5	RAUFAST PARDO, RICARDO	10	26:41.140	36.489	2:38.262	Mc. Zuera
5	40	RODRIGUEZ SANCHEZ, MARIO	10	27:03.911	59.260	2:39.515	Mc. Marzan
6	31	VILLAVERDE MARIN, ADRIAN	10	27:27.690	1:23.039	2:29.132	Mc. Zuera
7	224	ARMENGOL OLIVA, JORGE	10	27:58.664	1:54.013	2:44.928	Mc. Bajo Aragón
8	36	TORRE CRESPO, PEDRO	9	25:46.713	1 Vuelta	2:39.183	MX Noja

No clasificado (75% = 8 Vueltas)

NT	39	LOPEZ MARTIN, YOEL	9	25:25.809	NT	2:31.886	Mc. Villa de Utrillas
----	----	--------------------	---	-----------	----	----------	-----------------------

Margin of Victory	Avg. Speed	Best Lap Tm	Best Spd	Best Lap by
12.547	39,980	2:26.958	41,645	97 - MARTZILLA IRASTORZA, AR

Jefe de cronometraje

Orbits

Provisional

Los Comisarios Deportivos

El Director de Carrera

El Cronametrador

Definitiva

Hora:

Hora:

Hora:





# Zuera, Camp. Aragón MX

MX 2

L. Imaz, Zuera 1,700 km

Primera Manga

16/10/2011 10:40

Carrera (20:00 y 2 Vueltas) iniciado a 10:50:20

Lap	Lap Tm	Diff	Time of Day
<b>(97) MARTZILLA IRASTORZA, ARITZ</b>			
1			10:52:57.012
2	2:29.313	+2.355	10:55:26.325
3	<b>2:26.958</b>		10:57:53.283
4	2:27.912	+0.954	11:00:21.195
5	2:29.110	+2.152	11:02:50.305
6	2:33.240	+6.282	11:05:23.545
7	2:40.248	+13.290	11:08:03.793
8	2:34.330	+7.372	11:10:38.123
9	2:34.872	+7.914	11:13:12.995
10	2:38.506	+11.548	11:15:51.501

Lap	Lap Tm	Diff	Time of Day
<b>(66) ALFARO ZORZANO, JAVIER</b>			
1			10:52:53.749
2	2:34.754	+2.734	10:55:28.503
3	2:33.084	+1.064	10:58:01.587
4	2:33.381	+1.361	11:00:34.968
5	<b>2:32.020</b>		11:03:06.988
6	2:35.189	+3.169	11:05:42.177
7	2:35.943	+3.923	11:08:18.120
8	2:34.620	+2.600	11:10:52.740
9	2:33.723	+1.703	11:13:26.463
10	2:37.585	+5.565	11:16:04.048

Lap	Lap Tm	Diff	Time of Day
<b>(728) ALBIZUA ZUBIZARRETA, JOSU</b>			
1			10:53:08.389
2	2:40.282	+10.723	10:55:48.671
3	2:36.079	+6.520	10:58:24.750
4	2:38.217	+8.658	11:01:02.967
5	2:35.242	+5.683	11:03:38.209
6	<b>2:29.559</b>		11:06:07.768
7	2:31.691	+2.132	11:08:39.459
8	2:35.037	+5.478	11:11:14.496
9	2:29.788	+0.229	11:13:44.284
10	2:29.984	+0.425	11:16:14.268

Lap	Lap Tm	Diff	Time of Day
<b>(90) IDIAQUEZ SAN PEDRO, JON</b>			
1			10:53:05.517
2	2:44.844	+14.006	10:55:50.361
3	2:35.255	+4.417	10:58:25.616
4	2:36.723	+5.885	11:01:02.339
5	2:37.810	+6.972	11:03:40.149
6	2:32.402	+1.564	11:06:12.551
7	<b>2:30.838</b>		11:08:43.389
8	2:33.064	+2.226	11:11:16.453
9	2:31.982	+1.144	11:13:48.435
10	2:31.117	+0.279	11:16:19.552

Lap	Lap Tm	Diff	Time of Day
<b>(22) SANZ CALLEJA, GUZMAN</b>			
1			10:53:03.121
2	2:34.592	+1.872	10:55:37.713
3	<b>2:32.720</b>		10:58:10.433
4	2:34.428	+1.708	11:00:44.861
5	2:35.858	+3.138	11:03:20.719
6	2:34.949	+2.229	11:05:55.668
7	2:36.048	+3.328	11:08:31.716
8	2:40.483	+7.763	11:11:12.199
9	2:35.621	+2.901	11:13:47.820
10	2:37.551	+4.831	11:16:25.371

Lap	Lap Tm	Diff	Time of Day
<b>(98) VALERA RODRIGUEZ, SERGIO</b>			
1			10:53:07.714
2	2:38.898	+7.099	10:55:46.612
3	2:37.525	+5.726	10:58:24.137
4	2:37.393	+5.594	11:01:01.530

Lap	Lap Tm	Diff	Time of Day
5	2:35.574	+3.775	11:03:37.104
6	2:33.388	+1.589	11:06:10.492
7	<b>2:31.799</b>		11:08:42.291
8	2:34.670	+2.871	11:11:16.961
9	2:39.873	+8.074	11:13:56.834
10	2:37.021	+5.222	11:16:33.855

Lap	Lap Tm	Diff	Time of Day
<b>(37) ALEJANDRO, LOPEZ GADEA</b>			
1			10:52:55.650
2	2:35.548	+5.544	10:55:31.198
3	3:08.304	+38.300	10:58:39.502
4	<b>2:30.004</b>		11:01:09.506
5	2:34.157	+4.153	11:03:43.663
6	2:34.373	+4.369	11:06:18.036
7	2:31.144	+1.140	11:08:49.180
8	2:32.825	+2.821	11:11:22.005
9	2:36.617	+6.613	11:13:58.622
10	2:40.504	+10.500	11:16:39.126

Lap	Lap Tm	Diff	Time of Day
<b>(80) BELLIDO PARDO, FERNANDO</b>			
1			10:53:04.699
2	<b>2:37.299</b>		10:55:41.998
3	2:40.445	+3.146	10:58:22.443
4	2:39.101	+1.802	11:01:01.544
5	2:40.513	+3.214	11:03:42.057
6	2:39.750	+2.451	11:06:21.807
7	2:38.221	+0.922	11:09:00.028
8	2:39.725	+2.426	11:11:39.753
9	2:38.379	+1.080	11:14:18.132
10	2:40.573	+3.274	11:16:58.705

Lap	Lap Tm	Diff	Time of Day
<b>(5) RAUFAST PARDO, RICARDO</b>			
1			10:53:06.606
2	2:38.321	+0.059	10:55:44.927
3	2:39.085	+0.823	10:58:24.012
4	2:41.885	+3.623	11:01:05.897
5	<b>2:38.262</b>		11:03:44.159
6	2:39.489	+1.227	11:06:23.648
7	2:38.844	+0.582	11:09:02.492
8	2:38.697	+0.435	11:11:41.189
9	2:39.014	+0.752	11:14:20.203
10	2:41.657	+3.395	11:17:01.860

Lap	Lap Tm	Diff	Time of Day
<b>(40) RODRIGUEZ SANCHEZ, MARIO</b>			
1			10:53:06.982
2	2:43.343	+3.828	10:55:50.325
3	2:41.364	+1.849	10:58:31.689
4	<b>2:39.515</b>		11:01:11.204
5	2:41.082	+1.567	11:03:52.286
6	2:41.286	+1.771	11:06:33.572
7	2:45.444	+5.929	11:09:19.016
8	2:40.963	+1.448	11:11:59.979
9	2:39.523	+0.008	11:14:39.502
10	2:45.129	+5.614	11:17:24.631

Lap	Lap Tm	Diff	Time of Day
<b>(55) CHUECA GOMEZ, VICTOR</b>			
1			10:53:01.791
2	<b>2:37.561</b>		10:55:39.352
3	2:39.937	+2.376	10:58:19.289
4	2:42.195	+4.634	11:01:01.484
5	2:47.923	+10.362	11:03:49.407
6	2:42.886	+5.325	11:06:32.293
7	2:45.531	+7.970	11:09:17.824
8	2:44.305	+6.744	11:12:02.129
9	2:45.943	+8.382	11:14:48.072
10	2:46.625	+9.064	11:17:34.697

Lap	Lap Tm	Diff	Time of Day
<b>(31) VILLAVERDE MARIN, ADRIAN</b>			
1			10:52:54.467
2	<b>2:29.132</b>		10:55:23.599
3	4:00.567	+1:31.435	10:59:24.166
4	2:36.794	+7.662	11:02:00.960
5	2:37.933	+8.801	11:04:38.893
6	2:36.414	+7.282	11:07:15.307
7	2:38.963	+9.831	11:09:54.270
8	2:38.691	+9.559	11:12:32.961
9	2:39.688	+10.556	11:15:12.649
10	2:35.761	+6.629	11:17:48.410

Lap	Lap Tm	Diff	Time of Day
<b>(35) PRADO CORRALES, SANTOS</b>			
1			10:53:15.775
2	2:44.599	+4.315	10:56:00.374
3	2:42.425	+2.141	10:58:42.799
4	2:43.598	+3.314	11:01:26.397
5	2:41.584	+1.300	11:04:07.981
6	2:58.276	+17.992	11:07:06.257
7	<b>2:40.284</b>		11:09:46.541
8	2:42.687	+2.403	11:12:29.228
9	2:41.682	+1.398	11:15:10.910
10	2:44.842	+4.558	11:17:55.752

Lap	Lap Tm	Diff	Time of Day
<b>(224) ARMENGOL OLIVA, JORGE</b>			
1			10:53:17.244
2	<b>2:44.928</b>		10:56:02.172
3	2:47.247	+2.319	10:58:49.419
4	2:47.396	+2.468	11:01:36.815
5	2:45.418	+0.490	11:04:22.233
6	2:45.003	+0.075	11:07:07.236
7	2:47.587	+2.659	11:09:54.823
8	2:46.891	+1.963	11:12:41.714
9	2:47.741	+2.813	11:15:29.455
10	2:49.929	+5.001	11:18:19.384

Lap	Lap Tm	Diff	Time of Day
<b>(28) MUÑOZ VILLUENDAS, VALENTI</b>			
1			10:53:37.774
2	<b>2:44.463</b>		10:56:22.237
3	2:46.319	+1.856	10:59:08.556
4	2:48.206	+3.743	11:01:56.762
5	2:44.777	+0.314	11:04:41.539
6	2:46.008	+1.545	11:07:27.547
7	2:46.550	+2.087	11:10:14.097
8	2:47.635	+3.172	11:13:01.732
9	2:47.501	+3.038	11:15:49.233
10	2:44.841	+0.378	11:18:34.074

Lap	Lap Tm	Diff	Time of Day
<b>(60) AARON, URGEL HERNANDO</b>			
1			10:53:22.958
2	2:46.834	+3.684	10:56:09.792
3	2:47.416	+4.266	10:58:57.208
4	2:45.290	+2.140	11:01:42.498
5	2:43.874	+0.724	11:04:26.372
6	2:44.556	+1.406	11:07:10.928
7	2:46.764	+3.614	11:09:57.692
8	3:18.836	+35.686	11:13:16.528
9	<b>2:43.150</b>		11:15:59.678

Lap	Lap Tm	Diff	Time of Day
<b>(36) TORRE CRESPO, PEDRO</b>			
1			10:53:38.134
2	2:46.237	+7.054	10:56:24.371
3	2:44.648	+5.465	10:59:09.019
4	2:39.926	+0.743	11:01:48.945
5	2:42.519	+3.336	11:04:31.464

Jefe de cronometraje

Orbits

Provisional

Los Comisarios Deportivos

El Director de Carrera

El Cronametrador

Definitiva

Hora:

Hora:

Hora:





Zuera, Camp. Aragón MX

MX 2

L. Imaz, Zuera 1,700 km

Primera Manga

16/10/2011 10:40

Carrera (20:00 y 2 Vueltas) iniciado a 10:50:20

Lap	Lap Tm	Diff	Time of Day
6	<b>2:39.183</b>		11:07:10.647
7	3:30.542	+51.359	11:10:41.189
8	2:44.254	+5.071	11:13:25.443
9	2:41.990	+2.807	11:16:07.433

(10) JIMENEZ JIMENEZ, DAVID

1			10:53:29.426
2	2:47.108	+1.746	10:56:16.534
3	<b>2:45.362</b>		10:59:01.896
4	2:50.464	+5.102	11:01:52.360
5	3:33.670	+48.308	11:05:26.030
6	2:55.004	+9.642	11:08:21.034
7	2:58.283	+12.921	11:11:19.317
8	2:54.859	+9.497	11:14:14.176
9	2:52.390	+7.028	11:17:06.566

(95) MORENO ARROYO, VICTOR

1			10:53:16.106
2	3:00.984	+6.671	10:56:17.090
3	2:58.324	+4.011	10:59:15.414
4	2:56.700	+2.387	11:02:12.114
5	2:57.834	+3.521	11:05:09.948
6	3:00.737	+6.424	11:08:10.685
7	3:05.854	+11.541	11:11:16.539
8	2:57.160	+2.847	11:14:13.699
9	<b>2:54.313</b>		11:17:08.012

(88) GARCIA MIÑES, JAVIER

1			10:53:27.192
2	<b>2:53.611</b>		10:56:20.803
3	2:56.218	+2.607	10:59:17.021
4	3:00.081	+6.470	11:02:17.102
5	3:01.949	+8.338	11:05:19.051
6	2:56.171	+2.560	11:08:15.222
7	2:56.820	+3.209	11:11:12.042
8	3:04.846	+11.235	11:14:16.888
9	3:00.921	+7.310	11:17:17.809

(74) LAURA PUEYO, IVAN

1			10:53:33.033
2	3:01.867	+7.977	10:56:34.900
3	2:56.350	+2.460	10:59:31.250
4	2:57.260	+3.370	11:02:28.510
5	<b>2:53.890</b>		11:05:22.400
6	2:54.049	+0.159	11:08:16.449
7	2:54.328	+0.438	11:11:10.777
8	3:19.965	+26.075	11:14:30.742
9	3:01.427	+7.537	11:17:32.169

(19) JIMENEZ SANTACRUZ, ALBERTO

1			10:53:32.026
2	2:59.645	+2.619	10:56:31.671
3	2:58.917	+1.891	10:59:30.588
4	<b>2:57.026</b>		11:02:27.614
5	3:00.672	+3.646	11:05:28.286
6	3:00.307	+3.281	11:08:28.593
7	3:03.304	+6.278	11:11:31.897
8	3:01.396	+4.370	11:14:33.293
9	3:00.262	+3.236	11:17:33.555

(33) MUNERA LORIENTE, SERGIO

1			10:53:35.844
2	3:09.392	+23.799	10:56:45.236
3	3:17.549	+31.956	11:00:02.785
4	2:46.486	+0.893	11:02:49.271
5	<b>2:45.593</b>		11:05:34.864

Lap	Lap Tm	Diff	Time of Day
6	2:47.265	+1.672	11:08:22.129
7	4:18.678	+1:33.085	11:12:40.807
8	2:55.025	+9.432	11:15:35.832
9	2:45.802	+0.209	11:18:21.634

(111) ESPALLARGAS GIL, JESUS

1			10:55:39.333
2	2:55.352	+9.149	10:58:34.685
3	2:51.348	+5.145	11:01:26.033
4	2:50.127	+3.924	11:04:16.160
5	2:49.760	+3.557	11:07:05.920
6	2:53.382	+7.179	11:09:59.302
7	2:49.054	+2.851	11:12:48.356
8	2:48.630	+2.427	11:15:36.986
9	<b>2:46.203</b>		11:18:23.189

(7) ARRIEZU MANZANARES, ASTOR

1			10:53:28.645
2	3:07.834	+10.557	10:56:36.479
3	3:45.514	+48.237	11:00:21.993
4	3:02.667	+5.390	11:03:24.660
5	3:20.500	+23.223	11:06:45.160
6	<b>2:57.277</b>		11:09:42.437
7	3:11.299	+14.022	11:12:53.736
8	3:14.412	+17.135	11:16:08.148

(39) LOPEZ MARTIN, YOEL

1			10:53:06.331
2	3:07.619	+35.733	10:56:13.950
3	2:32.100	+0.214	10:58:46.050
4	<b>2:31.886</b>		11:01:17.936
5	2:43.828	+11.942	11:04:01.764
6	2:32.179	+0.293	11:06:33.943
7	2:33.129	+1.243	11:09:07.072
8	2:34.336	+2.450	11:11:41.408
9	4:05.121	+1:33.235	11:15:46.529

(21) GARCIA CAÑAS, MICHEL

1			10:53:23.818
2	3:33.370	+38.896	10:56:57.188
3	2:55.638	+1.164	10:59:52.826
4	<b>2:54.474</b>		11:02:47.300
5	2:54.826	+0.352	11:05:42.126
6	3:52.699	+58.225	11:09:34.825
7	3:46.525	+52.051	11:13:21.350

(248) SACRAMENTO SANGÜESA, LUIS F.

1			10:53:43.781
2	3:28.044	+7.946	10:57:11.825
3	<b>3:20.098</b>		11:00:31.923
4	3:22.982	+2.884	11:03:54.905
5	3:21.192	+1.094	11:07:16.097

(18) GARIN VERA, ADRIAN

1			10:54:44.067
2	<b>3:25.371</b>		10:58:09.438
3	3:27.299	+1.928	11:01:36.737

Jefe de cronometraje

Orbits

Provisional

Los Comisarios Deportivos

El Director de Carrera

El Cronametrador

Definitiva

Hora:

Hora:

Hora:





Zuera, Camp. Aragón MX

Clasificado por vueltas

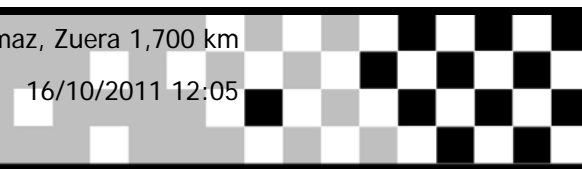
MX 2

L. Imaz, Zuera 1,700 km

Segunda Manga

16/10/2011 12:05

Carrera (20:00 y 2 Vueltas) iniciado a 12:19:45



Pos.	Nº	Nombre	Vlts	Total T°	Dif. 1°	Mejor Tm Club	Marca
1	31	VILLAVERDE MARIN, ADRIAN	10	25:13.670		2:27.869	Mc. Zuera
2	22	SANZ CALLEJA, GUZMAN	10	25:21.806	8.136	2:29.121	Sinesponsor Racing
3	97	MARTZILLA IRASTORZA, ARITZ	10	25:32.150	18.480	2:28.161	Txusko Mc
4	98	VALERA RODRIGUEZ, SERGIO	10	25:39.979	26.309	2:30.888	Mc. Villa de Utrillas
5	90	IDIAQUEZ SAN PEDRO, JON	10	25:43.058	29.388	2:29.773	Txusko Mc
6	40	RODRIGUEZ SANCHEZ, MARIO	10	25:54.778	41.108	2:32.055	Mc. Marzan
7	66	ALFARO ZORZANO, JAVIER	10	25:57.574	43.904	2:31.290	
8	39	LOPEZ MARTIN, YOEL	10	26:05.649	51.979	2:33.823	Mc. Villa de Utrillas
9	5	RAUFAST PARDO, RICARDO	10	26:09.463	55.793	2:33.840	Mc. Zuera
10	80	BELLIDO PARDO, FERNANDO	10	26:10.574	56.904	2:34.081	Tauste Mc.
11	37	ALEJANDRO, LOPEZ GADEA	10	26:43.642	1:29.972	2:31.044	
12	728	ALBIZUA ZUBIZARRETA, JOSU	10	26:46.719	1:33.049	2:32.299	Mc Segre
13	55	CHUECA GOMEZ, VICTOR	10	27:03.551	1:49.881	2:37.516	
14	36	TORRE CRESPO, PEDRO	10	27:13.291	1:59.621	2:30.764	MX Noja
15	35	PRADO CORRALES, SANTOS	10	27:20.087	2:06.417	2:39.554	Mc. Cerro Blanco
16	33	MUNERA LORIENTE, SERGIO	10	27:31.982	2:18.312	2:41.786	Pm. Oscense
17	224	ARMENGOL OLIVA, JORGE	10	27:32.129	2:18.459	2:40.667	Mc. Bajo Aragón
18	111	ESPALLARGAS GIL, JESUS	10	27:37.848	2:24.178	2:40.609	Mc. Bajo Aragón
19	60	AARON, URGEL HERNANDO	10	27:47.605	2:33.935	2:41.361	
20	10	JIMENEZ JIMENEZ, DAVID	10	27:47.916	2:34.246	2:40.523	
21	28	MUÑOZ VILLUENDAS, VALENTI	9	25:49.692	1 Vuelta	2:38.431	Mc. Villa de Utrillas
22	95	MORENO ARROYO, VICTOR	9	26:46.311	1 Vuelta	2:54.879	Tauste Mc.
23	74	LAURA PUEYO, IVAN	9	27:45.829	1 Vuelta	2:55.465	Mc. Salvador
24	19	JIMENEZ SANTACRUZ, ALBERTO	8	25:54.133	2 Vueltas	2:58.731	Esc. R.T.S.

No clasificado (75% = 8 Vueltas)

248	SACRAMENTO SANGÜESA, LUIS F.	7	25:36.380	3 Vueltas	3:12.972	
NT	21 GARCIA CAÑAS, MICHEL	8	25:01.966	NT	2:49.775	Mc. Villa de Utrillas
NT	88 GARCIA MIÑES, JAVIER	5	17:47.654	NT	3:06.162	Tauste Mc.
NT	18 GARIN VERA, ADRIAN	1	3:19.290	NT		Independiente
NT	7 ARRIEZU MANZANARES, ASTOR			NT		Independiente

Margin of Victory	Avg. Speed	Best Lap Tm	Best Spd	Best Lap by
8.136	40,432	2:27.869	41,388	31 - VILLAVERDE MARIN, ADRIA

Jefe de cronometraje

Orbits

Provisional

Los Comisarios Deportivos

El Director de Carrera

El Cronametrador

Definitiva

Hora:

Hora:

Hora:





Zuera, Camp. Aragón MX

Clasificado por vueltas

MX 2

L. Imaz, Zuera 1,700 km

Segunda Manga

16/10/2011 12:05

Carrera (20:00 y 2 Vueltas) iniciado a 12:19:45

Pos.	Nº	Nombre	Vlts	Total T°	Dif. 1°	Mejor Tm Club	Marca
MX-2-JN							
1	97	MARTZILLA IRASTORZA, ARITZ	10	25:32.150		2:28.161	Txusko Mc
2	98	VALERA RODRIGUEZ, SERGIO	10	25:39.979	7.829	2:30.888	Mc. Villa de Utrillas
3	90	IDIAQUEZ SAN PEDRO, JON	10	25:43.058	10.908	2:29.773	Txusko Mc
4	66	ALFARO ZORZANO, JAVIER	10	25:57.574	25.424	2:31.290	
5	728	ALBIZUA ZUBIZARRETA, JOSU	10	26:46.719	1:14.569	2:32.299	Mc Segre
6	55	CHUECA GOMEZ, VICTOR	10	27:03.551	1:31.401	2:37.516	
7	35	PRADO CORRALES, SANTOS	10	27:20.087	1:47.937	2:39.554	Mc. Cerro Blanco
8	33	MUNERA LORIENTE, SERGIO	10	27:31.982	1:59.832	2:41.786	Pm. Oscense
9	111	ESPALLARGAS GIL, JESUS	10	27:37.848	2:05.698	2:40.609	Mc. Bajo Aragón
10	60	AARON, URGEL HERNANDO	10	27:47.605	2:15.455	2:41.361	
11	10	JIMENEZ JIMENEZ, DAVID	10	27:47.916	2:15.766	2:40.523	
12	28	MUÑOZ VILLUENDAS, VALENTI	9	25:49.692	1 Vuelta	2:38.431	Mc. Villa de Utrillas
13	95	MORENO ARROYO, VICTOR	9	26:46.311	1 Vuelta	2:54.879	Tauste Mc.
14	74	LAURA PUEYO, IVAN	9	27:45.829	1 Vuelta	2:55.465	Mc. Salvador
15	19	JIMENEZ SANTACRUZ, ALBERTO	8	25:54.133	2 Vueltas	2:58.731	Esc. R.T.S.

No clasificado (75% = 8 Vueltas)

	248	SACRAMENTO SANGÜESA, LUIS F.	7	25:36.380	3 Vueltas	3:12.972	
NT	21	GARCIA CAÑAS, MICHEL	8	25:01.966	NT	2:49.775	Mc. Villa de Utrillas
NT	88	GARCIA MIÑES, JAVIER	5	17:47.654	NT	3:06.162	Tauste Mc.
NT	18	GARIN VERA, ADRIAN	1	3:19.290	NT		Independiente
NT	7	ARRIEZU MANZANARES, ASTOR			NT		Independiente

MX-2-SN

1	31	VILLAVERDE MARIN, ADRIAN	10	25:13.670		2:27.869	Mc. Zuera
2	22	SANZ CALLEJA, GUZMAN	10	25:21.806	8.136	2:29.121	Sinesponsor Racing
3	40	RODRIGUEZ SANCHEZ, MARIO	10	25:54.778	41.108	2:32.055	Mc. Marzan
4	39	LOPEZ MARTIN, YOEL	10	26:05.649	51.979	2:33.823	Mc. Villa de Utrillas
5	5	RAUFAST PARDO, RICARDO	10	26:09.463	55.793	2:33.840	Mc. Zuera
6	80	BELLIDO PARDO, FERNANDO	10	26:10.574	56.904	2:34.081	Tauste Mc.
7	37	ALEJANDRO, LOPEZ GADEA	10	26:43.642	1:29.972	2:31.044	
8	36	TORRE CRESPO, PEDRO	10	27:13.291	1:59.621	2:30.764	MX Noja
9	224	ARMENGOL OLIVA, JORGE	10	27:32.129	2:18.459	2:40.667	Mc. Bajo Aragón

Margin of Victory	Avg. Speed	Best Lap Tm	Best Spd	Best Lap by
8.136	40,432	2:27.869	41,388	31 - VILLAVERDE MARIN, ADRIA

Jefe de cronometraje

Orbits

Provisional

Los Comisarios Deportivos

El Director de Carrera

El Cronametrador

Definitiva

Hora:

Hora:

Hora:





# Zuera, Camp. Aragón MX

MX 2

L. Imaz, Zuera 1,700 km

Segunda Manga

16/10/2011 12:05

Carrera (20:00 y 2 Vueltas) iniciado a 12:19:45

Lap	Lap Tm	Diff	Time of Day
<b>(31) VILLAVERDE MARIN, ADRIAN</b>			
1			12:22:14.247
2	2:28.914	+1.045	12:24:43.161
3	<b>2:27.869</b>		12:27:11.030
4	2:29.608	+1.739	12:29:40.638
5	2:32.559	+4.690	12:32:13.197
6	2:31.151	+3.282	12:34:44.348
7	2:32.752	+4.883	12:37:17.100
8	2:30.616	+2.747	12:39:47.716
9	2:33.106	+5.237	12:42:20.822
10	2:37.991	+10.122	12:44:58.813

Lap	Lap Tm	Diff	Time of Day
<b>(22) SANZ CALLEJA, GUZMAN</b>			
1			12:22:17.643
2	2:29.869	+0.748	12:24:47.512
3	<b>2:29.121</b>		12:27:16.633
4	2:31.266	+2.145	12:29:47.899
5	2:31.086	+1.965	12:32:18.985
6	2:31.510	+2.389	12:34:50.495
7	2:31.962	+2.841	12:37:22.457
8	2:31.319	+2.198	12:39:53.776
9	2:34.310	+5.189	12:42:28.086
10	2:38.863	+9.742	12:45:06.949

Lap	Lap Tm	Diff	Time of Day
<b>(97) MARTZILLA IRASTORZA, ARITZ</b>			
1			12:22:29.894
2	2:33.029	+4.868	12:25:02.923
3	2:30.033	+1.872	12:27:32.956
4	2:31.743	+3.582	12:30:04.699
5	2:32.446	+4.285	12:32:37.145
6	2:29.281	+1.120	12:35:06.426
7	<b>2:28.161</b>		12:37:34.587
8	2:30.715	+2.554	12:40:05.302
9	2:30.579	+2.418	12:42:35.881
10	2:41.412	+13.251	12:45:17.293

Lap	Lap Tm	Diff	Time of Day
<b>(98) VALERA RODRIGUEZ, SERGIO</b>			
1			12:22:22.709
2	<b>2:30.888</b>		12:24:53.597
3	2:31.111	+0.223	12:27:24.708
4	2:31.705	+0.817	12:29:56.413
5	2:32.501	+1.613	12:32:28.914
6	2:33.163	+2.275	12:35:02.077
7	2:33.424	+2.536	12:37:35.501
8	2:33.478	+2.590	12:40:08.979
9	2:34.862	+3.974	12:42:43.841
10	2:41.281	+10.393	12:45:25.122

Lap	Lap Tm	Diff	Time of Day
<b>(90) IDIAQUEZ SAN PEDRO, JON</b>			
1			12:22:43.425
2	2:32.269	+2.496	12:25:15.694
3	2:31.982	+2.209	12:27:47.676
4	2:32.064	+2.291	12:30:19.740
5	2:30.750	+0.977	12:32:50.490
6	2:33.716	+3.943	12:35:24.206
7	2:30.263	+0.490	12:37:54.469
8	2:31.221	+1.448	12:40:25.690
9	<b>2:29.773</b>		12:42:55.463
10	2:32.738	+2.965	12:45:28.201

Lap	Lap Tm	Diff	Time of Day
<b>(40) RODRIGUEZ SANCHEZ, MARIO</b>			
1			12:22:29.448
2	2:34.932	+2.877	12:25:04.380
3	<b>2:32.055</b>		12:27:36.435
4	2:33.558	+1.503	12:30:09.993

Lap	Lap Tm	Diff	Time of Day
5	2:33.530	+1.475	12:32:43.523
6	2:34.363	+2.308	12:35:17.886
7	2:33.738	+1.683	12:37:51.624
8	2:34.807	+2.752	12:40:26.431
9	2:37.739	+5.684	12:43:04.170
10	2:35.751	+3.696	12:45:39.921

Lap	Lap Tm	Diff	Time of Day
<b>(66) ALFARO ZORZANO, JAVIER</b>			
1			12:22:21.058
2	<b>2:31.290</b>		12:24:52.348
3	2:31.436	+0.146	12:27:23.784
4	2:39.619	+8.329	12:30:03.403
5	2:36.040	+4.750	12:32:39.443
6	2:41.844	+10.554	12:35:21.287
7	2:35.500	+4.210	12:37:56.787
8	2:36.065	+4.775	12:40:32.852
9	2:35.920	+4.630	12:43:08.772
10	2:33.945	+2.655	12:45:42.717

Lap	Lap Tm	Diff	Time of Day
<b>(39) LOPEZ MARTIN, YOEL</b>			
1			12:22:24.501
2	2:34.340	+0.517	12:24:58.841
3	<b>2:33.823</b>		12:27:32.664
4	2:34.894	+1.071	12:30:07.558
5	2:37.248	+3.425	12:32:44.806
6	2:37.268	+3.445	12:35:22.074
7	2:36.834	+3.011	12:37:58.908
8	2:37.613	+3.790	12:40:36.521
9	2:37.073	+3.250	12:43:13.594
10	2:37.198	+3.375	12:45:50.792

Lap	Lap Tm	Diff	Time of Day
<b>(5) RAUFAST PARDO, RICARDO</b>			
1			12:22:35.549
2	<b>2:33.840</b>		12:25:09.389
3	2:35.255	+1.415	12:27:44.644
4	2:36.035	+2.195	12:30:20.679
5	2:34.495	+0.655	12:32:55.174
6	2:36.102	+2.262	12:35:31.276
7	2:37.009	+3.169	12:38:08.285
8	2:36.043	+2.203	12:40:44.328
9	2:35.219	+1.379	12:43:19.547
10	2:35.059	+1.219	12:45:54.606

Lap	Lap Tm	Diff	Time of Day
<b>(80) BELLIDO PARDO, FERNANDO</b>			
1			12:22:27.988
2	2:37.665	+3.584	12:25:05.653
3	2:37.549	+3.468	12:27:43.202
4	2:35.088	+1.007	12:30:18.290
5	2:41.062	+6.981	12:32:59.352
6	2:35.827	+1.746	12:35:35.179
7	2:35.763	+1.682	12:38:10.942
8	2:35.786	+1.705	12:40:46.728
9	2:34.908	+0.827	12:43:21.636
10	<b>2:34.081</b>		12:45:55.717

Lap	Lap Tm	Diff	Time of Day
<b>(37) ALEJANDRO, LOPEZ GADEA</b>			
1			12:22:59.415
2	2:36.294	+5.250	12:25:35.709
3	2:32.967	+1.923	12:28:08.676
4	2:47.275	+16.231	12:30:55.951
5	<b>2:31.044</b>		12:33:26.995
6	2:35.125	+4.081	12:36:02.120
7	2:33.808	+2.764	12:38:35.928
8	2:34.507	+3.463	12:41:10.435
9	2:37.966	+6.922	12:43:48.401
10	2:40.384	+9.340	12:46:28.785

Lap	Lap Tm	Diff	Time of Day
<b>(728) ALBIZUA ZUBIZARRETA, JOSU</b>			
1			12:23:09.850
2	2:37.312	+5.013	12:25:47.162
3	2:35.520	+3.221	12:28:22.682
4	2:34.419	+2.120	12:30:57.101
5	<b>2:32.299</b>		12:33:29.400
6	2:35.771	+3.472	12:36:05.171
7	2:35.869	+3.570	12:38:41.040
8	2:36.109	+3.810	12:41:17.149
9	2:37.952	+5.653	12:43:55.101
10	2:36.761	+4.462	12:46:31.862

Lap	Lap Tm	Diff	Time of Day
<b>(55) CHUECA GOMEZ, VICTOR</b>			
1			12:22:33.612
2	2:41.227	+3.711	12:25:14.839
3	2:40.532	+3.016	12:27:55.371
4	2:38.305	+0.789	12:30:33.676
5	<b>2:37.516</b>		12:33:11.192
6	2:38.783	+1.267	12:35:49.975
7	2:41.903	+4.387	12:38:31.878
8	2:43.523	+6.007	12:41:15.401
9	2:45.277	+7.761	12:44:00.678
10	2:48.016	+10.500	12:46:48.694

Lap	Lap Tm	Diff	Time of Day
<b>(36) TORRE CRESPO, PEDRO</b>			
1			12:22:33.945
2	2:33.401	+2.637	12:25:07.346
3	2:32.994	+2.230	12:27:40.340
4	<b>2:30.764</b>		12:30:11.104
5	2:35.259	+4.495	12:32:46.363
6	2:32.189	+1.425	12:35:18.552
7	2:31.409	+0.645	12:37:49.961
8	2:51.674	+20.910	12:40:41.635
9	2:33.314	+2.550	12:43:14.949
10	3:43.485	+112.721	12:46:58.434

Lap	Lap Tm	Diff	Time of Day
<b>(35) PRADO CORRALES, SANTOS</b>			
1			12:22:43.168
2	2:41.463	+1.909	12:25:24.631
3	2:41.505	+1.951	12:28:06.136
4	<b>2:39.554</b>		12:30:45.690
5	2:40.137	+0.583	12:33:25.827
6	2:43.673	+4.119	12:36:09.500
7	2:43.737	+4.183	12:38:53.237
8	2:41.073	+1.519	12:41:34.310
9	2:42.514	+2.960	12:44:16.824
10	2:48.406	+8.852	12:47:05.230

Lap	Lap Tm	Diff	Time of Day
<b>(33) MUNERA LORIENTE, SERGIO</b>			
1			12:22:41.157
2	2:42.287	+0.501	12:25:23.444
3	<b>2:41.786</b>		12:28:05.230
4	2:42.056	+0.270	12:30:47.286
5	2:44.057	+2.271	12:33:31.343
6	2:45.489	+3.703	12:36:16.832
7	2:47.512	+5.726	12:39:04.344
8	2:43.516	+1.730	12:41:47.860
9	2:46.292	+4.506	12:44:34.152
10	2:42.973	+1.187	12:47:17.125

Lap	Lap Tm	Diff	Time of Day
<b>(224) ARMENGOL OLIVA, JORGE</b>			
1			12:22:48.538
2	2:43.635	+2.968	12:25:32.173
3	2:41.478	+0.811	12:28:13.651
4	2:44.369	+3.702	12:30:58.020

Jefe de cronometraje

Orbits

Provisional

Los Comisarios Deportivos

El Director de Carrera

El Cronametrador

Definitiva

Hora:

Hora:

Hora:





Zuera, Camp. Aragón MX

MX 2

L. Imaz, Zuera 1,700 km

Segunda Manga

16/10/2011 12:05

Carrera (20:00 y 2 Vueltas) iniciado a 12:19:45

Lap	Lap Tm	Diff	Time of Day
5	2:44.675	+4.008	12:33:42.695
6	2:42.144	+1.477	12:36:24.839
7	2:43.667	+3.000	12:39:08.506
8	2:46.252	+5.585	12:41:54.758
9	2:41.847	+1.180	12:44:36.605
10	<b>2:40.667</b>		12:47:17.272

(111) ESPALLARGAS GIL, JESUS

1			12:22:47.291
2	2:53.656	+13.047	12:25:40.947
3	2:43.771	+3.162	12:28:24.718
4	2:42.709	+2.100	12:31:07.427
5	2:41.280	+0.671	12:33:48.707
6	<b>2:40.609</b>		12:36:29.316
7	2:41.505	+0.896	12:39:10.821
8	2:44.886	+4.277	12:41:55.707
9	2:43.991	+3.382	12:44:39.698
10	2:43.293	+2.684	12:47:22.991

(60) AARON, URGEL HERNANDO

1			12:22:52.877
2	<b>2:41.361</b>		12:25:34.238
3	2:42.341	+0.980	12:28:16.579
4	2:42.401	+1.040	12:30:58.980
5	2:42.004	+0.643	12:33:40.984
6	2:43.370	+2.009	12:36:24.354
7	2:44.200	+2.839	12:39:08.554
8	2:45.920	+4.559	12:41:54.474
9	2:46.991	+5.630	12:44:41.465
10	2:51.283	+9.922	12:47:32.748

(10) JIMENEZ JIMENEZ, DAVID

1			12:22:51.196
2	2:48.618	+8.095	12:25:39.814
3	<b>2:40.523</b>		12:28:20.337
4	2:45.725	+5.202	12:31:06.062
5	2:43.388	+2.865	12:33:49.450
6	2:42.525	+2.002	12:36:31.975
7	2:42.391	+1.868	12:39:14.366
8	2:45.062	+4.539	12:41:59.428
9	2:48.028	+7.505	12:44:47.456
10	2:45.603	+5.080	12:47:33.059

(28) MUÑOZ VILLUENDAS, VALENTI

1			12:23:05.552
2	2:41.090	+2.659	12:25:46.642
3	2:44.625	+6.194	12:28:31.267
4	2:38.931	+0.500	12:31:10.198
5	3:00.721	+22.290	12:34:10.919
6	<b>2:38.431</b>		12:36:49.350
7	3:10.372	+31.941	12:39:59.722
8	2:47.140	+8.709	12:42:46.862
9	2:47.973	+9.542	12:45:34.835

(95) MORENO ARROYO, VICTOR

1			12:22:48.439
2	2:55.510	+0.631	12:25:43.949
3	2:56.887	+2.008	12:28:40.836
4	2:56.984	+2.105	12:31:37.820
5	3:00.752	+5.873	12:34:38.572
6	2:56.633	+1.754	12:37:35.205
7	3:01.000	+6.121	12:40:36.205
8	3:00.370	+5.491	12:43:36.575
9	<b>2:54.879</b>		12:46:31.454

(74) LAURA PUEYO, IVAN

Lap	Lap Tm	Diff	Time of Day
1			12:23:01.010
2	2:57.738	+2.273	12:25:58.748
3	<b>2:55.465</b>		12:28:54.213
4	2:56.383	+0.918	12:31:50.596
5	3:23.002	+27.537	12:35:13.598
6	3:08.161	+12.696	12:38:21.759
7	3:04.207	+8.742	12:41:25.966
8	3:03.565	+8.100	12:44:29.531
9	3:01.441	+5.976	12:47:30.972

(19) JIMENEZ SANTACRUZ, ALBERTO

1			12:23:12.203
2	<b>2:58.731</b>		12:26:10.934
3	3:12.889	+14.158	12:29:23.823
4	3:26.413	+27.682	12:32:50.236
5	3:06.612	+7.881	12:35:56.848
6	3:06.943	+8.212	12:39:03.791
7	3:23.145	+24.414	12:42:26.936
8	3:12.340	+13.609	12:45:39.276

(248) SACRAMENTO SANGÜESA, LUIS F.

1			12:25:19.201
2	3:27.415	+14.443	12:28:46.616
3	3:18.348	+5.376	12:32:04.964
4	3:16.392	+3.420	12:35:21.356
5	<b>3:12.972</b>		12:38:34.328
6	3:23.605	+10.633	12:41:57.933
7	3:23.590	+10.618	12:45:21.523

(21) GARCIA CAÑAS, MICHEL

1			12:23:18.737
2	2:52.529	+2.754	12:26:11.266
3	2:50.254	+0.479	12:29:01.520
4	<b>2:49.775</b>		12:31:51.295
5	2:50.939	+1.164	12:34:42.234
6	4:11.708	+1:21.933	12:38:53.942
7	2:56.766	+6.991	12:41:50.708
8	2:56.401	+6.626	12:44:47.109

(88) GARCIA MIÑES, JAVIER

1			12:22:49.792
2	3:50.795	+44.633	12:26:40.587
3	<b>3:06.162</b>		12:29:46.749
4	3:18.984	+12.822	12:33:05.733
5	4:27.064	+1:20.902	12:37:32.797

(18) GARIN VERA, ADRIAN

1			12:23:04.433
---	--	--	--------------

Jefe de cronometraje

Orbits

Provisional

Los Comisarios Deportivos

El Director de Carrera

El Cronametrador

Definitiva

Hora:

Hora:

Hora:



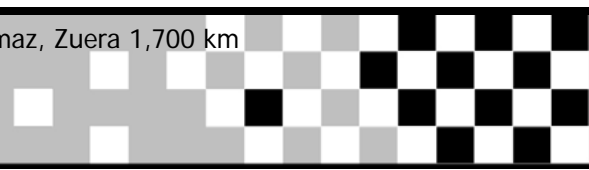


Zuera, Camp. Aragón MX

MX 2

L. Imaz, Zuera 1,700 km

Final MX2



Pos.	Nº	Nombre	T. puntos	1ª C	2ª C Club	Marca
<b>MX-2-JN</b>						
1	97	MARTZILLA IRASTORZA, ARITZ	50	25	25	Txusko Mc
2	66	ALFARO ZORZANO, JAVIER	40	22	18	
3	98	VALERA RODRIGUEZ, SERGIO	38	16	22	Mc. Villa de Utrillas
4	90	IDIAQUEZ SAN PEDRO, JON	38	18	20	Txusko Mc
5	728	ALBIZUA ZUBIZARRETA, JOSU	36	20	16	Mc Segre
6	55	CHUECA GOMEZ, VICTOR	30	15	15	
7	35	PRADO CORRALES, SANTOS	28	14	14	Mc. Cerro Blanco
8	60	AARON, URGEL HERNANDO	23	12	11	
9	28	MUÑOZ VILLUENDAS, VALENTI	22	13	9	Mc. Villa de Utrillas
10	10	JIMENEZ JIMENEZ, DAVID	21	11	10	
11	33	MUNERA LORIENTE, SERGIO	19	6	13	Pm. Oscense
12	95	MORENO ARROYO, VICTOR	18	10	8	Tauste Mc.
13	111	ESPALLARGAS GIL, JESUS	17	5	12	Mc. Bajo Aragón
14	74	LAURA PUEYO, IVAN	15	8	7	Mc. Salvador
15	19	JIMENEZ SANTACRUZ, ALBERTO	13	7	6	Esc. R.T.S.
16	88	GARCIA MIÑES, JAVIER	9	9	0	Tauste Mc.
17	7	ARRIEZU MANZANARES, ASTOR	4	4	0	Independiente
18	248	SACRAMENTO SANGÜESA, LUIS F.	0	0	0	
19	21	GARCIA CAÑAS, MICHEL	0	0	0	Mc. Villa de Utrillas
20	18	GARIN VERA, ADRIAN	0	0	0	Independiente
<b>MX-2-SN</b>						
1	22	SANZ CALLEJA, GUZMAN	47	25	22	Sinesponsor Racing
2	31	VILLAVERDE MARIN, ADRIAN	40	15	25	Mc. Zuera
3	40	RODRIGUEZ SANCHEZ, MARIO	36	16	20	Mc. Marzan
4	37	ALEJANDRO, LOPEZ GADEA	36	22	14	
5	80	BELLIDO PARDO, FERNANDO	35	20	15	Tauste Mc.
6	5	RAUFAST PARDO, RICARDO	34	18	16	Mc. Zuera
7	224	ARMENGOL OLIVA, JORGE	26	14	12	Mc. Bajo Aragón
8	36	TORRE CRESPO, PEDRO	26	13	13	MX Noja
9	39	LOPEZ MARTIN, YOEL	18	0	18	Mc. Villa de Utrillas

Jefe de cronometraje

Orbits

Provisional

Los Comisarios Deportivos

El Director de Carrera

El Cronametrador

Definitiva

Hora:

Hora:

Hora:







Zuera, Camp. Aragón MX

Clasificado por mejor tiempo de vuelta

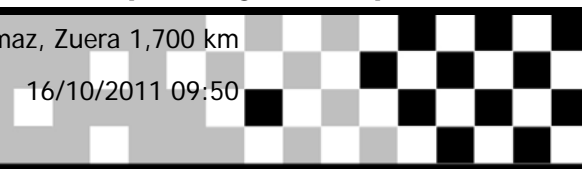
MX Promesas

L. Imaz, Zuera 1,700 km

Entrenos Oficiales

16/10/2011 09:50

Clasificación (15:00 Tiempo) iniciado a 9:54:10



Pos.	N°	Name	Clase	Mejor Tm	Dif. 1°	En Vlt.	Club
1	23	MUÑOZ DE LA PEÑA VICENTE, JUAN	Prom-Cad	2:58.685		4	Pm. Oscense
2	28	MORATINOS SUAREZ, IVAN	Prom-Juv	2:59.629	0.944	2	Mc. Marzan
3	53	BERISTAIN ARRIZABALAGA, IBON	Prom-Juv	3:00.416	1.731	5	Txusko Mc
4	13	GAYA HERNANDEZ, JAUME	Alevín	3:14.487	15.802	4	Mc Segre
5	85	MASCARILLA GUIU, GUILLEM	Prom-Juv	3:16.107	17.422	5	Mc Segre
6	65	GOMEZ TORRES, CARLA	Prom-Juv	3:16.829	18.144	5	Txusko Mc
7	9	ORTIZ DE V. REDONDO, GARIKOITZ	Prom-Juv	3:20.297	21.612	2	Independiente
8	31	OLAETA AGUIRRE, ALEXANDER	Alevín	3:24.787	26.102	4	Gernika Off road
9	7	MENE MANERO, LUIS	Prom-Juv	3:32.628	33.943	4	Tauste Mc.
10	26	MASCARILLA GUIU, VALERI XAVIER	Alevín	3:35.564	36.879	3	Mc Segre
11	15	LLORENTE TOVAR, CRISTOBAL	Prom-Juv	4:08.282	1:09.597	3	Mc. Calatayud
12	61	GERRIKAETXEBARRIA ALKORTA, UNAI	Alevín	4:24.359	1:25.674	3	Gernika Off road
13	99	ABELLAN GIL, JOSE MARIA	Prom-Juv	4:49.257	1:50.572	2	Sinesponsor Rac
14	17	OYARZABAL MORATE, AMETS	Prom-Juv	4:52.391	1:53.706	2	Txusko Mc
15	1	MENE MANERO, NICOLAS	Alevín			0	Tauste Mc.

Jefe de cronometraje

Orbits

Provisional

Los Comisarios Deportivos

El Director de Carrera

El Cronametrador

Definitiva

Hora:

Hora:

Hora:





Zuera, Camp. Aragón MX

MX Promesas

L. Imaz, Zuera 1,700 km

Entrenos Oficiales

16/10/2011 09:50

Clasificación (15:00 Tiempo) iniciado a 9:54:10

Lap	Lap Tm	Diff	Time of Day
<b>(23) MUÑOZ DE LA PEÑA VICENTE, JUAN</b>			
1			9:58:01.908
2	3:03.016	+4.331	10:01:04.924
3	3:11.518	+12.833	10:04:16.442
4	<b>2:58.685</b>		10:07:15.127
5	5:09.098	+2:10.413	10:12:24.225
<b>(28) MORATINOS SUAREZ, IVAN</b>			
1			9:57:33.222
2	<b>2:59.629</b>		10:00:32.851
3	4:31.525	+1:31.896	10:05:04.376
<b>(53) BERISTAIN ARRIZABALAGA, IBON</b>			
1			9:57:35.557
2	3:22.672	+22.256	10:00:58.229
3	3:35.760	+35.344	10:04:33.989
4	3:36.617	+36.201	10:08:10.606
5	<b>3:00.416</b>		10:11:11.022
<b>(13) GAYA HERNANDEZ, JAUME</b>			
1			9:58:09.131
2	3:22.098	+7.611	10:01:31.229
3	3:16.096	+1.609	10:04:47.325
4	<b>3:14.487</b>		10:08:01.812
5	4:46.168	+1:31.681	10:12:47.980
<b>(85) MASCARILLA GUIU, GUILLEM</b>			
1			9:58:20.774
2	3:27.897	+11.790	10:01:48.671
3	3:30.018	+13.911	10:05:18.689
4	3:20.789	+4.682	10:08:39.478
5	<b>3:16.107</b>		10:11:55.585
<b>(65) GOMEZ TORRES, CARLA</b>			
1			9:58:16.940
2	3:18.427	+1.598	10:01:35.367
3	3:51.932	+35.103	10:05:27.299
4	3:21.736	+4.907	10:08:49.035
5	<b>3:16.829</b>		10:12:05.864
<b>(9) ORTIZ DE V. REDONDO, GARIKOITZ</b>			
1			9:58:01.176
2	<b>3:20.297</b>		10:01:21.473
3	5:19.291	+1:58.994	10:06:40.764
4	3:25.211	+4.914	10:10:05.975
<b>(31) OLAETA AGUIRRE, ALEXANDER</b>			
1			9:58:22.467
2	5:05.871	+1:41.084	10:03:28.338
3	4:24.697	+59.910	10:07:53.035
4	<b>3:24.787</b>		10:11:17.822
<b>(7) MENE MANERO, LUIS</b>			
1			9:58:25.953
2	3:38.221	+5.593	10:02:04.174
3	4:59.925	+1:27.297	10:07:04.099
4	<b>3:32.628</b>		10:10:36.727
<b>(26) MASCARILLA GUIU, VALERI XAVIER</b>			
1			10:00:25.971
2	4:37.594	+1:02.030	10:05:03.565
3	<b>3:35.564</b>		10:08:39.129
4	3:57.540	+21.976	10:12:36.669
<b>(15) LLORENTE TOVAR, CRISTOBAL</b>			

Lap	Lap Tm	Diff	Time of Day
1			10:00:03.019
2	6:53.271	+2:44.989	10:06:56.290
3	<b>4:08.282</b>		10:11:04.572
<b>(61) GERRIKAETXEBARRIA ALKORTA, UNAI</b>			
1			10:00:32.784
2	4:39.324	+14.965	10:05:12.108
3	<b>4:24.359</b>		10:09:36.467
<b>(99) ABELLAN GIL, JOSE MARIA</b>			
1			9:58:44.749
2	<b>4:49.257</b>		10:03:34.006
3	5:08.074	+18.817	10:08:42.080
<b>(17) OYARZABAL MORATE, AMETS</b>			
1			10:01:30.432
2	<b>4:52.391</b>		10:06:22.823
3	6:22.405	+1:30.014	10:12:45.228

Lap	Lap Tm	Diff	Time of Day
-----	--------	------	-------------

Jefe de cronometraje

Orbits

Provisional

Los Comisarios Deportivos

El Director de Carrera

El Cronametrador

Definitiva

Hora:

Hora:

Hora:





Zuera, Camp. Aragón MX

Clasificado por vueltas

MX Promesas

L. Imaz, Zuera 1,700 km

Primera Manga

16/10/2011 11:15

Carrera (15:00 y 2 Vueltas) iniciado a 11:19:55

Pos.	N°	Nombre	Vlts	Total T°	Dif. 1°	Mejor Tm	Club	Marca
1	53	BERISTAIN ARRIZABALAGA, IBON	8	23:54.644		2:58.960	Txusko Mc	
2	23	MUÑOZ DE LA PEÑA VICENTE, JUAN	8	24:31.383	36.739	2:52.420	Pm. Oscense	
3	13	GAYA HERNANDEZ, JAUME	8	25:12.151	1:17.507	2:59.455	Mc Segre	
4	65	GOMEZ TORRES, CARLA	8	25:24.909	1:30.265	3:00.068	Txusko Mc	
5	17	OYARZABAL MORATE, AMETS	8	26:21.152	2:26.508	3:10.995	Txusko Mc	
6	9	ORTIZ DE V. REDONDO, GARIKOITZ	8	26:42.371	2:47.727	3:09.003	Independiente	
7	26	MASCARILLA GUIU, VALERI XAVIER	8	26:57.289	3:02.645	3:15.383	Mc Segre	
8	99	ABELLAN GIL, JOSE MARIA	8	27:08.909	3:14.265	3:14.337	Sinesponsor Racing	
9	85	MASCARILLA GUIU, GUILLEM	7	24:26.480	1 Vuelta	3:05.375	Mc Segre	
10	61	GERRIKAETXEBARRIA ALKORTA, UNAI	6	24:11.923	2 Vueltas	3:40.163	Gernika Off road	
11	1	MENE MANERO, NICOLAS	6	25:55.336	2 Vueltas	4:12.149	Tauste Mc.	
12	15	LLORENTE TOVAR, CRISTOBAL	6	26:50.174	2 Vueltas	3:58.142	Mc. Calatayud	
No clasificado								
NT	7	MENE MANERO, LUIS	3	9:53.994	NT	3:15.643	Tauste Mc.	
NT	31	OLAETA AGUIRRE, ALEXANDER	2	6:52.951	NT	3:13.161	Gernika Off road	
NT	28	MORATINOS SUAREZ, IVAN			NT		Mc. Marzan	

Margin of Victory	Avg. Speed	Best Lap Tm	Best Spd	Best Lap by
36.739	34,127	2:52.420	35,495	23 - MUÑOZ DE LA PEÑA VICEN

Jefe de cronometraje

Provisional  Definitiva

Los Comisarios Deportivos


El Director de Carrera

El Cronametrador

Hora:

Hora:

Hora:





Zuera, Camp. Aragón MX

Clasificado por vueltas

MX Promesas

L. Imaz, Zuera 1,700 km

Primera Manga

16/10/2011 11:15

Carrera (15:00 y 2 Vueltas) iniciado a 11:19:55

Pos.	N°	Nombre	Vlts	Total T°	Dif. 1°	Mejor Tm Club	Marca
<b>Alevín</b>							
1	13	GAYA HERNANDEZ, JAUME	8	25:12.151		2:59.455	Mc Segre
2	26	MASCARILLA GUIU, VALERI XAVIER	8	26:57.289	1:45.138	3:15.383	Mc Segre
3	61	GERRIKAETXEBARRIA ALKORTA, UNAI	6	24:11.923	2 Vueltas	3:40.163	Gernika Off road
4	1	MENE MANERO, NICOLAS	6	25:55.336	2 Vueltas	4:12.149	Tauste Mc.
<b>No clasificado</b>							
NT	31	OLAETA AGUIRRE, ALEXANDER	2	6:52.951	NT	3:13.161	Gernika Off road
<b>Prom-Cad</b>							
1	23	MUÑOZ DE LA PEÑA VICENTE, JUAN	8	24:31.383		2:52.420	Pm. Oscense
<b>Prom-Juv</b>							
1	53	BERISTAIN ARRIZABALAGA, IBON	8	23:54.644		2:58.960	Txusko Mc
2	65	GOMEZ TORRES, CARLA	8	25:24.909	1:30.265	3:00.068	Txusko Mc
3	17	OYARZABAL MORATE, AMETS	8	26:21.152	2:26.508	3:10.995	Txusko Mc
4	9	ORTIZ DE V. REDONDO, GARIKOITZ	8	26:42.371	2:47.727	3:09.003	Independiente
5	99	ABELLAN GIL, JOSE MARIA	8	27:08.909	3:14.265	3:14.337	Sinesponsor Racing
6	85	MASCARILLA GUIU, GUILLEM	7	24:26.480	1 Vuelta	3:05.375	Mc Segre
7	15	LLORENTE TOVAR, CRISTOBAL	6	26:50.174	2 Vueltas	3:58.142	Mc. Calatayud
<b>No clasificado</b>							
NT	7	MENE MANERO, LUIS	3	9:53.994	NT	3:15.643	Tauste Mc.
NT	28	MORATINOS SUAREZ, IVAN			NT		Mc. Marzan

Margin of Victory	Avg. Speed	Best Lap Tm	Best Spd	Best Lap by
36.739	34,127	2:52.420	35,495	23 - MUÑOZ DE LA PEÑA VICEN'

Jefe de cronometraje

Orbits

Provisional

Los Comisarios Deportivos

El Director de Carrera

El Cronametrador

Definitiva

Hora:

Hora:

Hora:





# Zuera, Camp. Aragón MX

MX Promesas

L. Imaz, Zuera 1,700 km

Primera Manga

16/10/2011 11:15

Carrera (15:00 y 2 Vueltas) iniciado a 11:19:55

Lap	Lap Tm	Diff	Time of Day
<b>(53) BERISTAIN ARRIZABALAGA, IBON</b>			
1			11:22:48.470
2	<b>2:58.960</b>		11:25:47.430
3	3:00.540	+1.580	11:28:47.970
4	2:59.093	+0.133	11:31:47.063
5	3:00.194	+1.234	11:34:47.257
6	2:59.350	+0.390	11:37:46.607
7	3:01.135	+2.175	11:40:47.742
8	3:01.902	+2.942	11:43:49.644

Lap	Lap Tm	Diff	Time of Day
<b>(23) MUÑOZ DE LA PEÑA VICENTE, JUAN</b>			
1			11:24:05.606
2	<b>2:52.420</b>		11:26:58.026
3	2:57.275	+4.855	11:29:55.301
4	2:53.971	+1.551	11:32:49.272
5	2:52.974	+0.554	11:35:42.246
6	2:54.998	+2.578	11:38:37.244
7	2:54.123	+1.703	11:41:31.367
8	2:55.016	+2.596	11:44:26.383

Lap	Lap Tm	Diff	Time of Day
<b>(13) GAYA HERNANDEZ, JAUME</b>			
1			11:23:08.549
2	3:21.941	+22.486	11:26:30.490
3	3:05.366	+5.911	11:29:35.856
4	3:20.651	+21.196	11:32:56.507
5	3:05.436	+5.981	11:36:01.943
6	3:01.805	+2.350	11:39:03.748
7	<b>2:59.455</b>		11:42:03.203
8	3:03.948	+4.493	11:45:07.151

Lap	Lap Tm	Diff	Time of Day
<b>(65) GOMEZ TORRES, CARLA</b>			
1			11:23:51.248
2	<b>3:00.068</b>		11:26:51.316
3	3:06.225	+6.157	11:29:57.541
4	3:03.906	+3.838	11:33:01.447
5	3:01.755	+1.687	11:36:03.202
6	3:01.137	+1.069	11:39:04.339
7	3:01.729	+1.661	11:42:06.068
8	3:13.841	+13.773	11:45:19.909

Lap	Lap Tm	Diff	Time of Day
<b>(17) OYARZABAL MORATE, AMETS</b>			
1			11:23:20.968
2	3:24.795	+13.800	11:26:45.763
3	3:18.442	+7.447	11:30:04.205
4	3:15.359	+4.364	11:33:19.564
5	3:19.090	+8.095	11:36:38.654
6	3:14.536	+3.541	11:39:53.190
7	<b>3:10.995</b>		11:43:04.185
8	3:11.967	+0.972	11:46:16.152

Lap	Lap Tm	Diff	Time of Day
<b>(9) ORTIZ DE V. REDONDO, GARIKOITZ</b>			
1			11:23:03.227
2	3:38.773	+29.770	11:26:42.000
3	3:30.039	+21.036	11:30:12.039
4	3:11.264	+2.261	11:33:23.303
5	3:42.619	+33.616	11:37:05.922
6	3:11.086	+2.083	11:40:17.008
7	3:11.360	+2.357	11:43:28.368
8	<b>3:09.003</b>		11:46:37.371

Lap	Lap Tm	Diff	Time of Day
<b>(26) MASCARILLA GUIU, VALERI XAVIER</b>			
1			11:23:37.775
2	3:21.557	+6.174	11:26:59.332
3	3:20.480	+5.097	11:30:19.812
4	3:19.890	+4.507	11:33:39.702

Lap	Lap Tm	Diff	Time of Day
5	3:21.327	+5.944	11:37:01.029
6	3:19.321	+3.938	11:40:20.350
7	<b>3:15.383</b>		11:43:35.733
8	3:16.556	+1.173	11:46:52.289

Lap	Lap Tm	Diff	Time of Day
<b>(99) ABELLAN GIL, JOSE MARIA</b>			
1			11:23:31.425
2	3:18.561	+4.224	11:26:49.986
3	3:15.223	+0.886	11:30:05.209
4	3:43.171	+28.834	11:33:48.380
5	<b>3:14.337</b>		11:37:02.717
6	3:19.708	+5.371	11:40:22.425
7	3:18.343	+4.006	11:43:40.768
8	3:23.141	+8.804	11:47:03.909

Lap	Lap Tm	Diff	Time of Day
<b>(85) MASCARILLA GUIU, GUILLEM</b>			
1			11:23:24.861
2	3:21.746	+16.371	11:26:46.607
3	3:07.425	+2.050	11:29:54.032
4	3:06.508	+1.133	11:33:00.540
5	<b>3:05.375</b>		11:36:05.915
6	5:06.837	+2:01.462	11:41:12.752
7	3:08.728	+3.353	11:44:21.480

Lap	Lap Tm	Diff	Time of Day
<b>(61) GERRIKAETXEBARRIA ALKORTA, UNAI</b>			
1			11:23:45.435
2	<b>3:40.163</b>		11:27:25.598
3	4:38.998	+58.835	11:32:04.596
4	4:35.415	+55.252	11:36:40.011
5	3:45.776	+5.613	11:40:25.787
6	3:41.136	+0.973	11:44:06.923

Lap	Lap Tm	Diff	Time of Day
<b>(1) MENE MANERO, NICOLAS</b>			
1			11:24:37.237
2	4:12.731	+0.582	11:28:49.968
3	4:23.401	+11.252	11:33:13.369
4	<b>4:12.149</b>		11:37:25.518
5	4:12.398	+0.249	11:41:37.916
6	4:12.420	+0.271	11:45:50.336

Lap	Lap Tm	Diff	Time of Day
<b>(15) LLORENTE TOVAR, CRISTOBAL</b>			
1			11:24:33.694
2	4:02.165	+4.023	11:28:35.859
3	5:24.802	+1:26.660	11:34:00.661
4	4:00.401	+2.259	11:38:01.062
5	<b>3:58.142</b>		11:41:59.204
6	4:45.970	+47.828	11:46:45.174

Lap	Lap Tm	Diff	Time of Day
<b>(7) MENE MANERO, LUIS</b>			
1			11:23:16.904
2	<b>3:15.643</b>		11:26:32.547
3	3:16.447	+0.804	11:29:48.994

Lap	Lap Tm	Diff	Time of Day
<b>(31) OLAETA AGUIRRE, ALEXANDER</b>			
1			11:23:34.790
2	<b>3:13.161</b>		11:26:47.951

Jefe de cronometraje

Orbits

Provisional

Los Comisarios Deportivos

El Director de Carrera

El Cronametrador

Definitiva

Hora:

Hora:

Hora:





Zuera, Camp. Aragón MX

Clasificado por vueltas

MX Promesas

L. Imaz, Zuera 1,700 km

Segunda Manga

16/10/2011 12:35

Carrera (15:00 y 2 Vueltas) iniciado a 12:48:54

Pos.	N°	Nombre	Vlts	Total T°	Dif. 1°	Mejor Tm Club	Marca
1	23	MUÑOZ DE LA PEÑA VICENTE, JUAN	8	23:31.207		2:53.388	Pm. Oscense
2	53	BERISTAIN ARRIZABALAGA, IBON	8	23:46.585	15.378	2:53.978	Txusko Mc
3	65	GOMEZ TORRES, CARLA	8	24:44.502	1:13.295	3:00.284	Txusko Mc
4	17	OYARZABAL MORATE, AMETS	8	24:53.342	1:22.135	3:03.558	Txusko Mc
5	9	ORTIZ DE V. REDONDO, GARIKOITZ	8	24:57.506	1:26.299	3:01.765	Independiente
6	13	GAYA HERNANDEZ, JAUME	8	25:04.433	1:33.226	3:05.315	Mc Segre
7	26	MASCARILLA GUIU, VALERI XAVIER	8	26:14.088	2:42.881	3:11.386	Mc Segre
8	99	ABELLAN GIL, JOSE MARIA	7	23:50.278	1 Vuelta	3:14.326	Sinesponsor Racing
9	85	MASCARILLA GUIU, GUILLEM	7	23:52.523	1 Vuelta	3:09.461	Mc Segre
10	1	MENE MANERO, NICOLAS	6	23:57.827	2 Vueltas	3:54.544	Tauste Mc.
11	15	LLORENTE TOVAR, CRISTOBAL	6	24:34.415	2 Vueltas	3:47.586	Mc. Calatayud
12	61	GERRIKAETXEBARRIA ALKORTA, UNAI	6	25:00.956	2 Vueltas	3:50.572	Gernika Off road

No clasificado

NT	31	OLAETA AGUIRRE, ALEXANDER			NT	Gernika Off road
NT	7	MENE MANERO, LUIS			NT	Tauste Mc.
NT	28	MORATINOS SUAREZ, IVAN			NT	Mc. Marzan

Margin of Victory	Avg. Speed	Best Lap Tm	Best Spd	Best Lap by
15.378	34,694	2:53.388	35,297	23 - MUÑOZ DE LA PEÑA VICEN

Jefe de cronometraje

Orbits

Provisional

Los Comisarios Deportivos

El Director de Carrera

El Cronametrador

Definitiva

Hora:

Hora:

Hora:





Zuera, Camp. Aragón MX

Clasificado por vueltas

MX Promesas

L. Imaz, Zuera 1,700 km

Segunda Manga

16/10/2011 12:35

Carrera (15:00 y 2 Vueltas) iniciado a 12:48:54

Pos.	N°	Nombre	Vlts	Total T°	Dif. 1°	Mejor Tm Club	Marca
<b>Alevín</b>							
1	13	GAYA HERNANDEZ, JAUME	8	25:04.433		3:05.315	Mc Segre
2	26	MASCARILLA GUIU, VALERI XAVIER	8	26:14.088	1:09.655	3:11.386	Mc Segre
3	1	MENE MANERO, NICOLAS	6	23:57.827	2 Vueltas	3:54.544	Tauste Mc.
4	61	GERRIKAETXEBARRIA ALKORTA, UNAI	6	25:00.956	2 Vueltas	3:50.572	Gernika Off road
<b>No clasificado</b>							
NT	31	OLAETA AGUIRRE, ALEXANDER			NT		Gernika Off road
<b>Prom-Cad</b>							
1	23	MUÑOZ DE LA PEÑA VICENTE, JUAN	8	23:31.207		2:53.388	Pm. Oscense
<b>Prom-Juv</b>							
1	53	BERISTAIN ARRIZABALAGA, IBON	8	23:46.585		2:53.978	Txusko Mc
2	65	GOMEZ TORRES, CARLA	8	24:44.502	57.917	3:00.284	Txusko Mc
3	17	OYARZABAL MORATE, AMETS	8	24:53.342	1:06.757	3:03.558	Txusko Mc
4	9	ORTIZ DE V. REDONDO, GARIKOITZ	8	24:57.506	1:10.921	3:01.765	Independiente
5	99	ABELLAN GIL, JOSE MARIA	7	23:50.278	1 Vuelta	3:14.326	Sinesponsor Racing
6	85	MASCARILLA GUIU, GUILLEM	7	23:52.523	1 Vuelta	3:09.461	Mc Segre
7	15	LLORENTE TOVAR, CRISTOBAL	6	24:34.415	2 Vueltas	3:47.586	Mc. Calatayud
<b>No clasificado</b>							
NT	7	MENE MANERO, LUIS			NT		Tauste Mc.
NT	28	MORATINOS SUAREZ, IVAN			NT		Mc. Marzan

Margin of Victory	Avg. Speed	Best Lap Tm	Best Spd	Best Lap by
15.378	34,694	2:53.388	35,297	23 - MUÑOZ DE LA PEÑA VICEN'

Jefe de cronometraje

Orbits

Provisional

Los Comisarios Deportivos

El Director de Carrera

El Cronametrador

Definitiva

Hora:

Hora:

Hora:





# Zuera, Camp. Aragón MX

MX Promesas

L. Imaz, Zuera 1,700 km

Segunda Manga

16/10/2011 12:35

Carrera (15:00 y 2 Vueltas) iniciado a 12:48:54

Lap	Lap Tm	Diff	Time of Day
<b>(23) MUÑOZ DE LA PEÑA VICENTE, JUAN</b>			
1			12:51:46.474
2	2:53.554	+0.166	12:54:40.028
3	<b>2:53.388</b>		12:57:33.416
4	2:56.719	+3.331	13:00:30.135
5	2:54.845	+1.457	13:03:24.980
6	2:54.386	+0.998	13:06:19.366
7	3:09.971	+16.583	13:09:29.337
8	2:56.429	+3.041	13:12:25.766

<b>(53) BERISTAIN ARRIZABALAGA, IBON</b>			
1			12:52:03.141
2	<b>2:53.978</b>		12:54:57.119
3	2:56.535	+2.557	12:57:53.654
4	2:57.552	+3.574	13:00:51.206
5	2:55.854	+1.876	13:03:47.060
6	2:58.770	+4.792	13:06:45.830
7	2:56.226	+2.248	13:09:42.056
8	2:59.088	+5.110	13:12:41.144

<b>(65) GOMEZ TORRES, CARLA</b>			
1			12:51:57.781
2	<b>3:00.284</b>		12:54:58.065
3	3:04.258	+3.974	12:58:02.323
4	3:05.863	+5.579	13:01:08.186
5	3:06.651	+6.367	13:04:14.837
6	3:06.872	+6.588	13:07:21.709
7	3:08.271	+7.987	13:10:29.980
8	3:09.081	+8.797	13:13:39.061

<b>(17) OYARZABAL MORATE, AMETS</b>			
1			12:52:11.608
2	3:07.243	+3.685	12:55:18.851
3	<b>3:03.558</b>		12:58:22.409
4	3:05.224	+1.666	13:01:27.633
5	3:06.113	+2.555	13:04:33.746
6	3:04.573	+1.015	13:07:38.319
7	3:03.658	+0.100	13:10:41.977
8	3:05.924	+2.366	13:13:47.901

<b>(9) ORTIZ DE V. REDONDO, GARIKOITZ</b>			
1			12:52:19.961
2	3:09.024	+7.259	12:55:28.985
3	3:03.917	+2.152	12:58:32.902
4	3:06.779	+5.014	13:01:39.681
5	3:03.487	+1.722	13:04:43.168
6	<b>3:01.765</b>		13:07:44.933
7	3:03.701	+1.936	13:10:48.634
8	3:03.431	+1.666	13:13:52.065

<b>(13) GAYA HERNANDEZ, JAUME</b>			
1			12:52:10.927
2	3:11.052	+5.737	12:55:21.979
3	<b>3:05.315</b>		12:58:27.294
4	3:07.415	+2.100	13:01:34.709
5	3:06.298	+0.983	13:04:41.007
6	3:05.381	+0.066	13:07:46.388
7	3:06.129	+0.814	13:10:52.517
8	3:06.475	+1.160	13:13:58.992

<b>(26) MASCARILLA GUIU, VALERI XAVIER</b>			
1			12:52:22.206
2	3:18.423	+7.037	12:55:40.629
3	3:15.907	+4.521	12:58:56.536
4	3:14.926	+3.540	13:02:11.462

Lap	Lap Tm	Diff	Time of Day
5	<b>3:11.386</b>		13:05:22.848
6	3:14.247	+2.861	13:08:37.095
7	3:15.831	+4.445	13:11:52.926
8	3:15.721	+4.335	13:15:08.647

<b>(99) ABELLAN GIL, JOSE MARIA</b>			
1			12:52:23.324
2	3:21.061	+6.735	12:55:44.385
3	3:17.944	+3.618	12:59:02.329
4	<b>3:14.326</b>		13:02:16.655
5	3:28.306	+13.980	13:05:44.961
6	3:26.835	+12.509	13:09:11.796
7	3:33.041	+18.715	13:12:44.837

<b>(85) MASCARILLA GUIU, GUILLEM</b>			
1			12:52:40.557
2	3:14.108	+4.647	12:55:54.665
3	3:36.585	+27.124	12:59:31.250
4	3:11.355	+1.894	13:02:42.605
5	3:11.148	+1.687	13:05:53.753
6	<b>3:09.461</b>		13:09:03.214
7	3:43.868	+34.407	13:12:47.082

<b>(1) MENE MANERO, NICOLAS</b>			
1			12:53:02.050
2	<b>3:54.544</b>		12:56:56.594
3	3:58.181	+3.637	13:00:54.775
4	4:00.980	+6.436	13:04:55.755
5	3:58.130	+3.586	13:08:53.885
6	3:58.501	+3.957	13:12:52.386

<b>(15) LLORENTE TOVAR, CRISTOBAL</b>			
1			12:54:17.609
2	3:53.857	+6.271	12:58:11.466
3	3:54.452	+6.866	13:02:05.918
4	3:47.771	+0.185	13:05:53.689
5	<b>3:47.586</b>		13:09:41.275
6	3:47.699	+0.113	13:13:28.974

<b>(61) GERRIKAETXEBARRIA ALKORTA, UNAI</b>			
1			12:53:02.691
2	5:15.928	+1:25.356	12:58:18.619
3	4:01.477	+10.905	13:02:20.096
4	<b>3:50.572</b>		13:06:10.668
5	3:52.230	+1.658	13:10:02.898
6	3:52.617	+2.045	13:13:55.515

Jefe de cronometraje

Orbits

Provisional

Los Comisarios Deportivos

El Director de Carrera

El Cronametrador

Definitiva

Hora:

Hora:

Hora:








**Zuera, Camp. Aragón MX**

MX Promesas

L. Imaz, Zuera 1,700 km

Final Promesas - Alevin



Pos.	Nº	Nombre	T. puntos	1ª C	2ª C	Club	Marca
<b>Alevin</b>							
1	13	GAYA HERNANDEZ, JAUME	50	25	25	Mc Segre	
2	26	MASCARILLA GUIU, VALERI XAVIER	44	22	22	Mc Segre	
3	1	MENE MANERO, NICOLAS	38	18	20	Tauste Mc.	
4	61	GERRIKAETXEBARRIA ALKORTA, UNAI	38	20	18	Gernika Off road	
5	31	OLAETA AGUIRRE, ALEXANDER	0	0	0	Gernika Off road	
<b>Prom-Cad</b>							
1	23	MUÑOZ DE LA PEÑA VICENTE, JUAN	50	25	25	Pm. Oscense	
<b>Prom-Juv</b>							
1	53	BERISTAIN ARRIZABALAGA, IBON	50	25	25	Txusko Mc	
2	65	GOMEZ TORRES, CARLA	44	22	22	Txusko Mc	
3	17	OYARZABAL MORATE, AMETS	40	20	20	Txusko Mc	
4	9	ORTIZ DE V. REDONDO, GARIKOITZ	36	18	18	Independiente	
5	99	ABELLAN GIL, JOSE MARIA	32	16	16	Sinesponsor Racing	
6	85	MASCARILLA GUIU, GUILLEM	30	15	15	Mc Segre	
7	15	LLORENTE TOVAR, CRISTOBAL	28	14	14	Mc. Calatayud	
8	7	MENE MANERO, LUIS	0	0	0	Tauste Mc.	
9	28	MORATINOS SUAREZ, IVAN	0	0	0	Mc. Marzan	

Jefe de cronometraje

Orbits

Provisional

Los Comisarios Deportivos

El Director de Carrera

El Cronametrador

Definitiva

Hora:

Hora:

Hora:

