

Calanda, Camp. Aragón MX

Clasificado por mejor tiempo de vuelta

MX 1

Calanda 1,500 km

Entrenos Oficiales MX1 - Veteranos

15/05/2011 10:25

Clasificación (15:00 Tiempo) iniciado a 10:12:03

Pos.	Nº	Nombre	Mejor Tm	Dif. resp. 1º	En Vuelta	Marca	Club
<b>MX-1</b>							
1	99	ANDRES BERNADAUS VILLANUA	2:02.976		5	HUSABERG	C.M. Epila
2	30	RAUL TELLO SALAS	2:05.467	2.491	6	KAWASAKI	Esc. R.T.S.
3	39	YOEL LOPEZ MARTIN	2:10.381	7.405	2	KAWASAKI	Mc. Villa de Utrilla
4	26	RAMON MAZA HURTADO	2:10.557	7.581	3	HONDA	Mc. Monegros
5	74	JUAN CARLOS REY ALLUE	2:10.995	8.019	3		Sinesponsor Racir
6	18	RICARDO SANZ LOPEZ	2:12.054	9.078	5	HONDA	Esc. R.T.S.
7	16	SERGIO SALVADOR FRAGA	2:19.095	16.119	3	KAWASAKI	Mc. Kamoto
8	60	GUILLERMO DOMINGO GOTOR	2:19.199	16.223	6	SUZUKI	Mc St.Celoni
9	28	JAVIER MUGUERZA GUIRAL	2:19.444	16.468	4	HONDA	Mc. Monegros
10	55	MARCOS DOMINGO PEREZ	2:19.765	16.789	2	SUZUKI	Mc. Zuera
11	76	JOSE CARLOS FACI TITOS	2:21.682	18.706	5	KAWASAKI	Mc. Kamoto
12	41	SERGIO MATEO TRULLENQUE	2:23.018	20.042	2	HUSABERG	Mc. Kamoto
13	13	CRISTIAN AMADOR RODRIGUEZ	2:26.372	23.396	4	YAMAHA	Mc. Kamoto
14	46	VICTOR URZAY BAQUERO	2:26.434	23.458	4	HONDA	A.D. Aragon Sport
15	191	RUBEN SANCHEZ MARTIN	2:30.981	28.005	4	YAMAHA	Mc. Villa de Utrilla
16	8	DANIEL LLORENTE BUENO	2:32.865	29.889	3		Mc. Calatayud
17	111	IVAN SÁNCHEZ FRANCO	2:35.247	32.271	3	KAWASAKI	Mc. Calatayud
<b>Veteranos</b>							
1	4	ANTONIO PEREZ CUEN	2:15.331		2	KAWASAKI	Esc. R.T.S.
2	19	JAVIER ROMERO LACUEVA	2:17.747	2.416	5	KTM	Mc. Bajo Aragón
3	25	JUAN CARLOS LLUCH LIARTE	2:19.667	4.336	5	KAWASAKI	Mc. Zuera
4	968	FRANCISCO JAVIER CABRERA GUARDIOLA	2:21.251	5.920	6	KAWASAKI	Mc. Fraga
5	48	OCTAVIO JOSE MATEO PEREZ	2:23.398	8.067	2	YAMAHA	Mc. Calatayud
6	222	JESUS HERRERO CATALAN	2:25.999	10.668	2	YAMAHA	C.M. Alcañiz
7	75	PEDRO MANUEL AMADOR RODRIGUEZ	2:28.005	12.674	5	HONDA	Mc. Kamoto
8	41	MIGUEL ANGEL LARREN BURGOS	2:28.463	13.132	2	YAMAHA	Mc. Calatayud
9	12	ALBERTO MARZAL LAZARO	2:33.130	17.799	6	SUZUKI	Mc. Zuera
10	3	PEDRO LOSCOS MARTINEZ	2:37.223	21.892	5	KAWASAKI	Mc. Cerro Blanco
11	50	EMILIO JESUS GRACIA GIMENO	2:37.999	22.668	5	HONDA	Tauste Mc.
12	42	AGUSTI DURO VALLS	2:38.008	22.677	5	HONDA	Mc Segre
13	73	CRISTIAN LUIS ABAL	2:38.398	23.067	3		Pm. Oscense
14	96	AITOR ZORITA CONDE	2:52.418	37.087	3	KAWASAKI	Tauste Mc.

Jefe de cronometraje

Orbits

El Jefe de Cronometraje

El Director de Carrera

El/los Comisarios Deportivos

Provisional

Definitiva

Hora:

Hora:

Hora:





Calanda, Camp. Aragón MX

MX 1

Calanda 1,500 km

Entrenos Oficiales MX1 - Veteranos

15/05/2011 10:25

Clasificación (15:00 Tiempo) iniciado a 10:12:03

Lap	Lap Tm	Diff	Time of Day
<b>(99) ANDRES BERNADAUS VILLANUA</b>			
1			10:15:44.648
2	2:11.495	+8.519	10:17:56.143
3	2:06.429	+3.453	10:20:02.572
4	2:32.213	+29.237	10:22:34.785
5	<b>2:02.976</b>		10:24:37.761
6	2:34.137	+31.161	10:27:11.898

Lap	Lap Tm	Diff	Time of Day
<b>(30) RAUL TELLO SALAS</b>			
1			10:14:33.518
2	2:09.900	+4.433	10:16:43.418
3	2:06.342	+0.875	10:18:49.760
4	2:10.976	+5.509	10:21:00.736
5	2:19.698	+14.231	10:23:20.434
6	<b>2:05.467</b>		10:25:25.901
7	2:57.823	+52.356	10:28:23.724

Lap	Lap Tm	Diff	Time of Day
<b>(39) YOEL LOPEZ MARTIN</b>			
1			10:14:25.709
2	<b>2:10.381</b>		10:16:36.090
3	2:10.451	+0.070	10:18:46.541

Lap	Lap Tm	Diff	Time of Day
<b>(26) RAMON MAZA HURTADO</b>			
1			10:14:54.093
2	2:26.842	+16.285	10:17:20.935
3	<b>2:10.557</b>		10:19:31.492
4	2:11.387	+0.830	10:21:42.879
5	2:18.477	+7.920	10:24:01.356
6	2:31.547	+20.990	10:26:32.903
7	2:58.816	+48.259	10:29:31.719

Lap	Lap Tm	Diff	Time of Day
<b>(74) JUAN CARLOS REY ALLUE</b>			
1			10:14:40.584
2	2:17.363	+6.368	10:16:57.947
3	<b>2:10.995</b>		10:19:08.942
4	2:15.263	+4.268	10:21:24.205
5	2:28.462	+17.467	10:23:52.667
6	2:12.992	+1.997	10:26:05.659
7	2:23.117	+12.122	10:28:28.776

Lap	Lap Tm	Diff	Time of Day
<b>(18) RICARDO SANZ LOPEZ</b>			
1			10:14:43.905
2	2:19.985	+7.931	10:17:03.890
3	2:13.285	+1.231	10:19:17.175
4	3:20.744	+1:08.690	10:22:37.919
5	<b>2:12.054</b>		10:24:49.973
6	2:58.579	+46.525	10:27:48.552

Lap	Lap Tm	Diff	Time of Day
<b>(4) ANTONIO PEREZ CUEN</b>			
1			10:14:50.224
2	<b>2:15.331</b>		10:17:05.555
3	2:25.425	+10.094	10:19:30.980
4	2:25.945	+10.614	10:21:56.925
5	2:16.868	+1.537	10:24:13.793

Lap	Lap Tm	Diff	Time of Day
<b>(19) JAVIER ROMERO LACUEVA</b>			
1			10:14:38.242
2	2:21.272	+3.525	10:16:59.514
3	2:20.666	+2.919	10:19:20.180
4	2:27.649	+9.902	10:21:47.829
5	<b>2:17.747</b>		10:24:05.576
6	2:22.620	+4.873	10:26:28.196
7	2:21.184	+3.437	10:28:49.380

Lap	Lap Tm	Diff	Time of Day
<b>(16) SERGIO SALVADOR FRAGA</b>			
1			10:14:56.841

Lap	Lap Tm	Diff	Time of Day
1			10:14:56.179
2	3:52.136	+1:33.041	10:18:48.315
3	<b>2:19.095</b>		10:21:07.410
4	2:27.353	+8.258	10:23:34.763
5	2:43.356	+24.261	10:26:18.119
6	2:42.343	+23.248	10:29:00.462

Lap	Lap Tm	Diff	Time of Day
<b>(60) GUILLERMO DOMINGO GOTOR</b>			
1			10:15:08.459
2	2:24.181	+4.982	10:17:32.640
3	2:29.310	+10.111	10:20:01.950
4	2:50.091	+30.892	10:22:52.041
5	2:57.174	+37.975	10:25:49.215
6	<b>2:19.199</b>		10:28:08.414

Lap	Lap Tm	Diff	Time of Day
<b>(28) JAVIER MUGUERZA GUIRAL</b>			
1			10:15:02.971
2	2:24.474	+5.030	10:17:27.445
3	2:32.313	+12.869	10:19:59.758
4	<b>2:19.444</b>		10:22:19.202
5	2:43.071	+23.627	10:25:02.273
6	2:48.423	+28.979	10:27:50.696

Lap	Lap Tm	Diff	Time of Day
<b>(25) JUAN CARLOS LLUCH LIARTE</b>			
1			10:14:59.596
2	2:24.730	+5.063	10:17:24.326
3	2:24.640	+4.973	10:19:48.966
4	2:24.466	+4.799	10:22:13.432
5	<b>2:19.667</b>		10:24:33.099
6	2:25.381	+5.714	10:26:58.480
7	2:30.252	+10.585	10:29:28.732

Lap	Lap Tm	Diff	Time of Day
<b>(55) MARCOS DOMINGO PEREZ</b>			
1			10:15:19.349
2	<b>2:19.765</b>		10:17:39.114
3	2:21.470	+1.705	10:20:00.584
4	2:19.856	+0.091	10:22:20.440
5	2:45.925	+26.160	10:25:06.365
6	2:22.613	+2.848	10:27:28.978

Lap	Lap Tm	Diff	Time of Day
<b>(968) FRANCISCO JAVIER CABRERA GUARDIOLA</b>			
1			10:14:53.170
2	2:24.882	+3.631	10:17:18.052
3	2:25.222	+3.971	10:19:43.274
4	2:23.189	+1.938	10:22:06.463
5	2:47.677	+26.426	10:24:54.140
6	<b>2:21.251</b>		10:27:15.391

Lap	Lap Tm	Diff	Time of Day
<b>(76) JOSE CARLOS FACI TITOS</b>			
1			10:15:00.991
2	2:22.150	+0.468	10:17:23.141
3	2:23.650	+1.968	10:19:46.791
4	2:23.689	+2.007	10:22:10.480
5	<b>2:21.682</b>		10:24:32.162
6	2:22.859	+1.177	10:26:55.021

Lap	Lap Tm	Diff	Time of Day
<b>(41) SERGIO MATEO TRULLENQUE</b>			
1			10:15:05.450
2	<b>2:23.018</b>		10:17:28.468
3	3:35.187	+1:12.169	10:21:03.655
4	2:29.208	+6.190	10:23:32.863
5	2:31.035	+8.017	10:26:03.898
6	3:17.932	+54.914	10:29:21.830

Lap	Lap Tm	Diff	Time of Day
<b>(48) OCTAVIO JOSE MATEO PEREZ</b>			
1			10:14:56.841

Lap	Lap Tm	Diff	Time of Day
2	<b>2:23.398</b>		10:17:20.239
3	2:25.618	+2.220	10:19:45.857
4	3:14.034	+50.636	10:22:59.891
5	2:26.730	+3.332	10:25:26.621
6	2:29.614	+6.216	10:27:56.235

Lap	Lap Tm	Diff	Time of Day
<b>(222) JESUS HERRERO CATALAN</b>			
1			10:14:55.168
2	<b>2:25.999</b>		10:17:21.167
3	2:33.036	+7.037	10:19:54.203
4	2:36.425	+10.426	10:22:30.628
5	2:45.888	+19.889	10:25:16.516
6	2:55.821	+29.822	10:28:12.337

Lap	Lap Tm	Diff	Time of Day
<b>(13) CRISTIAN AMADOR RODRIGUEZ</b>			
1			10:15:27.310
2	2:44.930	+18.558	10:18:12.240
3	2:35.651	+9.279	10:20:47.891
4	<b>2:26.372</b>		10:23:14.263
5	2:29.428	+3.056	10:25:43.691
6	2:28.197	+1.825	10:28:11.888

Lap	Lap Tm	Diff	Time of Day
<b>(46) VICTOR URZAY BAQUERO</b>			
1			10:15:15.710
2	2:47.597	+21.163	10:18:03.307
3	2:36.169	+9.735	10:20:39.476
4	<b>2:26.434</b>		10:23:05.910
5	2:36.073	+9.639	10:25:41.983
6	2:42.319	+15.885	10:28:24.302

Lap	Lap Tm	Diff	Time of Day
<b>(75) PEDRO MANUEL AMADOR RODRIGUEZ</b>			
1			10:15:12.619
2	2:32.972	+4.967	10:17:45.591
3	2:29.758	+1.753	10:20:15.349
4	2:32.725	+4.720	10:22:48.074
5	<b>2:28.005</b>		10:25:16.079
6	2:30.963	+2.958	10:27:47.042

Lap	Lap Tm	Diff	Time of Day
<b>(41) MIGUEL ANGEL LARREN BURGOS</b>			
1			10:15:07.782
2	<b>2:28.463</b>		10:17:36.245
3	2:32.367	+3.904	10:20:08.612
4	2:39.319	+10.856	10:22:47.931
5	5:10.469	+2:42.006	10:27:58.400

Lap	Lap Tm	Diff	Time of Day
<b>(191) RUBEN SANCHEZ MARTIN</b>			
1			10:15:21.631
2	2:45.078	+14.097	10:18:06.709
3	2:32.902	+1.921	10:20:39.611
4	<b>2:30.981</b>		10:23:10.592
5	2:32.618	+1.637	10:25:43.210
6	2:35.152	+4.171	10:28:18.362

Lap	Lap Tm	Diff	Time of Day
<b>(8) DANIEL LLORENTE BUENO</b>			
1			10:15:38.381
2	2:44.550	+11.685	10:18:22.931
3	<b>2:32.865</b>		10:20:55.796
4	2:36.239	+3.374	10:23:32.035
5	2:33.049	+0.184	10:26:05.084
6	2:43.349	+10.484	10:28:48.433

Lap	Lap Tm	Diff	Time of Day
<b>(12) ALBERTO MARZAL LAZARO</b>			
1			10:15:23.394
2	2:48.816	+15.686	10:18:12.210
3	2:37.480	+4.350	10:20:49.690
4	2:34.130	+1.000	10:23:23.820

Jefe de cronometraje

Orbits

El Jefe de Cronometraje  
Hora:

El Director de Carrera  
Hora:

El/los Comisarios Deportivos  
Hora:

Provisional   
Definitiva





Calanda, Camp. Aragón MX

Clasificado por vueltas

MX 1

Calanda 1,500 km

Primera Manga

15/05/2011 11:25

Carrera (20:00 y 2 Vueltas) iniciado a 11:40:59

Pos.	Nº	Nombre	Vueltas	Total Tº	Dif. resp. 1º	Mejor Tm Club	Marca
1	99	ANDRES BERNADAUS VILLANUA	12	25:28.432		2:03.844 C.M. Epila	HUSABERG
2	30	RAUL TELLO SALAS	12	25:33.899	5.467	2:05.109 Esc. R.T.S.	KAWASAKI
3	39	YOEL LOPEZ MARTIN	12	26:48.474	1:20.042	2:11.777 Mc. Villa de Utrill	KAWASAKI
4	26	RAMON MAZA HURTADO	12	27:04.158	1:35.726	2:10.314 Mc. Monegros	HONDA
5	18	RICARDO SANZ LOPEZ	12	27:45.593	2:17.161	2:11.555 Esc. R.T.S.	HONDA
6	74	JUAN CARLOS REY ALLUE	11	25:33.207	1 Vuelta	2:13.014 Sinesponsor Rac	
7	28	JAVIER MUGUERZA GUIRAL	11	26:26.765	1 Vuelta	2:19.109 Mc. Monegros	HONDA
8	16	SERGIO SALVADOR FRAGA	11	26:35.082	1 Vuelta	2:20.303 Mc. Kamoto	KAWASAKI
9	76	JOSE CARLOS FACI TITOS	11	27:00.478	1 Vuelta	2:22.245 Mc. Kamoto	KAWASAKI
10	55	MARCOS DOMINGO PEREZ	11	27:26.936	1 Vuelta	2:23.388 Mc. Zuera	SUZUKI
11	41	SERGIO MATEO TRULLENQUE	11	27:32.146	1 Vuelta	2:26.866 Mc. Kamoto	HUSABERG
12	46	VICTOR URZAY BAQUERO	11	27:32.585	1 Vuelta	2:22.439 A.D. Aragon Spo	HONDA
13	13	CRISTIAN AMADOR RODRIGUEZ	11	27:51.740	1 Vuelta	2:23.310 Mc. Kamoto	YAMAHA
14	60	GUILLERMO DOMINGO GOTOR	11	28:13.781	1 Vuelta	2:21.971 Mc St.Celoni	SUZUKI
15	8	DANIEL LLORENTE BUENO	10	25:40.687	2 Vueltas	2:27.823 Mc. Calatayud	
16	191	RUBEN SANCHEZ MARTIN	10	25:43.193	2 Vueltas	2:28.065 Mc. Villa de Utrill	YAMAHA
17	111	IVAN SÁNCHEZ FRANCO	10	26:07.751	2 Vueltas	2:32.094 Mc. Calatayud	KAWASAKI

Márgen de victoria	Velocidad media	Mejor tº de vuelta	Mejor Vel.	Mejor vuelta para
5.467	42,396	2:03.844	43,603	99 - ANDRES BERNADAUS VILLA

Jefe de cronometraje

Orbits

El Jefe de Cronometraje

El Director de Carrera

El/los Comisarios Deportivos

Provisional

Definitiva

Hora:

Hora:

Hora:





Calanda, Camp. Aragón MX

MX 1

Calanda 1,500 km

Primera Manga

15/05/2011 11:25

Carrera (20:00 y 2 Vueltas) iniciado a 11:40:59

Lap	Lap Tm	Diff	Time of Day
<b>(99) ANDRES BERNADAUS VILLANUA</b>			
1			11:43:18.069
2	2:10.780	+6.936	11:45:28.849
3	2:05.729	+1.885	11:47:34.578
4	2:04.125	+0.281	11:49:38.703
5	2:05.290	+1.446	11:51:43.993
6	2:06.139	+2.295	11:53:50.132
7	2:09.196	+5.352	11:55:59.328
8	2:04.770	+0.926	11:58:04.098
9	2:05.462	+1.618	12:00:09.560
10	2:06.539	+2.695	12:02:16.099
11	<b>2:03.844</b>		12:04:19.943
12	2:08.450	+4.606	12:06:28.393

Lap	Lap Tm	Diff	Time of Day
<b>(30) RAUL TELLO SALAS</b>			
1			11:43:15.494
2	2:06.800	+1.691	11:45:22.294
3	2:06.525	+1.416	11:47:28.819
4	2:05.632	+0.523	11:49:34.451
5	2:06.503	+1.394	11:51:40.954
6	2:07.374	+2.265	11:53:48.328
7	2:08.319	+3.210	11:55:56.647
8	2:05.810	+0.701	11:58:02.457
9	2:05.291	+0.182	12:00:07.748
10	2:05.530	+0.421	12:02:13.278
11	<b>2:05.109</b>		12:04:18.387
12	2:15.473	+10.364	12:06:33.860

Lap	Lap Tm	Diff	Time of Day
<b>(39) YOEL LOPEZ MARTIN</b>			
1			11:43:21.066
2	2:12.392	+0.615	11:45:33.458
3	<b>2:11.777</b>		11:47:45.235
4	2:12.846	+1.069	11:49:58.081
5	2:12.607	+0.830	11:52:10.688
6	2:12.760	+0.983	11:54:23.448
7	2:14.286	+2.509	11:56:37.734
8	2:13.808	+2.031	11:58:51.542
9	2:13.761	+1.984	12:01:05.303
10	2:12.652	+0.875	12:03:17.955
11	2:14.185	+2.408	12:05:32.140
12	2:16.295	+4.518	12:07:48.435

Lap	Lap Tm	Diff	Time of Day
<b>(26) RAMON MAZA HURTADO</b>			
1			11:43:17.363
2	<b>2:10.314</b>		11:45:27.677
3	2:13.056	+2.742	11:47:40.733
4	2:13.431	+3.117	11:49:54.164
5	2:14.880	+4.566	11:52:09.044
6	2:15.494	+5.180	11:54:24.538
7	2:15.393	+5.079	11:56:39.931
8	2:12.912	+2.598	11:58:52.843
9	2:13.230	+2.916	12:01:06.073
10	2:18.684	+8.370	12:03:24.757
11	2:20.632	+10.318	12:05:45.389
12	2:18.730	+8.416	12:08:04.119

Lap	Lap Tm	Diff	Time of Day
<b>(18) RICARDO SANZ LOPEZ</b>			
1			11:43:28.758
2	2:13.484	+1.929	11:45:42.242
3	<b>2:11.555</b>		11:47:53.797
4	2:13.872	+2.317	11:50:07.669
5	2:15.231	+3.676	11:52:22.900
6	2:20.061	+8.506	11:54:42.961
7	2:18.131	+6.576	11:57:01.092
8	2:21.014	+9.459	11:59:22.106

Lap	Lap Tm	Diff	Time of Day
9	2:21.774	+10.219	12:01:43.880
10	2:22.787	+11.232	12:04:06.667
11	2:17.998	+6.443	12:06:24.665
12	2:20.889	+9.334	12:08:45.554

Lap	Lap Tm	Diff	Time of Day
<b>(74) JUAN CARLOS REY ALLUE</b>			
1			11:44:02.674
2	2:14.836	+1.822	11:46:17.510
3	2:13.841	+0.827	11:48:31.351
4	2:15.261	+2.247	11:50:46.612
5	2:15.824	+2.810	11:53:02.436
6	2:16.067	+3.053	11:55:18.503
7	2:15.000	+1.986	11:57:33.503
8	2:14.331	+1.317	11:59:47.834
9	2:13.495	+0.481	12:02:01.329
10	<b>2:13.014</b>		12:04:14.343
11	2:18.825	+5.811	12:06:33.168

Lap	Lap Tm	Diff	Time of Day
<b>(28) JAVIER MUGUERZA GUIRAL</b>			
1			11:43:18.242
2	2:21.098	+1.989	11:45:39.340
3	2:21.923	+2.814	11:48:01.263
4	<b>2:19.109</b>		11:50:20.372
5	2:21.191	+2.082	11:52:41.563
6	2:25.069	+5.960	11:55:06.632
7	2:26.370	+7.261	11:57:33.002
8	2:25.806	+6.697	11:59:58.808
9	2:29.530	+10.421	12:02:28.338
10	2:27.452	+8.343	12:04:55.790
11	2:30.936	+11.827	12:07:26.726

Lap	Lap Tm	Diff	Time of Day
<b>(16) SERGIO SALVADOR FRAGA</b>			
1			11:43:31.824
2	2:22.000	+1.697	11:45:53.824
3	2:23.941	+3.638	11:48:17.765
4	2:20.338	+0.035	11:50:38.103
5	2:22.910	+2.607	11:53:01.013
6	2:34.700	+14.397	11:55:35.713
7	<b>2:20.303</b>		11:57:56.016
8	2:25.029	+4.726	12:00:21.045
9	2:22.996	+2.693	12:02:44.041
10	2:25.314	+5.011	12:05:09.355
11	2:25.688	+5.385	12:07:35.043

Lap	Lap Tm	Diff	Time of Day
<b>(76) JOSE CARLOS FACI TITOS</b>			
1			11:43:30.911
2	<b>2:22.245</b>		11:45:53.156
3	2:28.949	+6.704	11:48:22.105
4	2:26.119	+3.874	11:50:48.224
5	2:25.625	+3.380	11:53:13.849
6	2:26.322	+4.077	11:55:40.171
7	2:28.067	+5.822	11:58:08.238
8	2:23.494	+1.249	12:00:31.732
9	2:29.319	+7.074	12:03:01.051
10	2:31.135	+8.890	12:05:32.186
11	2:28.253	+6.008	12:08:00.439

Lap	Lap Tm	Diff	Time of Day
<b>(55) MARCOS DOMINGO PEREZ</b>			
1			11:43:25.226
2	<b>2:23.388</b>		11:45:48.614
3	2:28.141	+4.753	11:48:16.755
4	2:27.183	+3.795	11:50:43.938
5	2:39.765	+16.377	11:53:23.703
6	2:30.010	+6.622	11:55:53.713
7	2:32.821	+9.433	11:58:26.534
8	2:27.822	+4.434	12:00:54.356

Lap	Lap Tm	Diff	Time of Day
9	2:31.677	+8.289	12:03:26.033
10	2:31.693	+8.305	12:05:57.726
11	2:29.171	+5.783	12:08:26.897

Lap	Lap Tm	Diff	Time of Day
<b>(41) SERGIO MATEO TRULLENQUE</b>			
1			11:43:42.845
2	<b>2:26.866</b>		11:46:09.711
3	2:26.908	+0.042	11:48:36.619
4	2:28.936	+2.070	11:51:05.555
5	2:27.897	+1.031	11:53:33.452
6	2:31.865	+4.999	11:56:05.317
7	2:26.869	+0.003	11:58:32.186
8	2:30.016	+3.150	12:01:02.202
9	2:31.417	+4.551	12:03:33.619
10	2:30.726	+3.860	12:06:04.345
11	2:27.762	+0.896	12:08:32.107

Lap	Lap Tm	Diff	Time of Day
<b>(46) VICTOR URZAY BAQUERO</b>			
1			11:43:38.896
2	2:26.397	+3.958	11:46:05.293
3	2:29.021	+6.582	11:48:34.314
4	2:29.106	+6.667	11:51:03.420
5	2:32.289	+9.850	11:53:35.709
6	2:33.263	+10.824	11:56:08.972
7	2:30.263	+7.824	11:58:39.235
8	2:33.244	+10.805	12:01:12.479
9	2:31.524	+9.085	12:03:44.003
10	<b>2:22.439</b>		12:06:06.442
11	2:26.104	+3.665	12:08:32.546

Lap	Lap Tm	Diff	Time of Day
<b>(13) CRISTIAN AMADOR RODRIGUEZ</b>			
1			11:43:53.720
2	2:26.137	+2.827	11:46:19.857
3	2:30.031	+6.721	11:48:49.888
4	2:27.730	+4.420	11:51:17.618
5	<b>2:23.310</b>		11:53:40.928
6	2:38.084	+14.774	11:56:19.012
7	2:24.582	+1.272	11:58:43.594
8	2:26.435	+3.125	12:01:10.029
9	2:23.326	+0.016	12:03:33.355
10	2:53.036	+29.726	12:06:26.391
11	2:25.310	+2.000	12:08:51.701

Lap	Lap Tm	Diff	Time of Day
<b>(60) GUILLERMO DOMINGO GOTOR</b>			
1			11:43:33.458
2	<b>2:21.971</b>		11:45:55.429
3	2:23.989	+2.018	11:48:19.418
4	2:25.028	+3.057	11:50:44.446
5	2:28.691	+6.720	11:53:13.137
6	2:35.387	+13.416	11:55:48.524
7	2:37.061	+15.090	11:58:25.585
8	2:40.719	+18.748	12:01:06.304
9	2:38.303	+16.332	12:03:44.607
10	2:42.403	+20.432	12:06:27.010
11	2:46.732	+24.761	12:09:13.742

Lap	Lap Tm	Diff	Time of Day
<b>(8) DANIEL LLORENTE BUENO</b>			
1			11:43:42.244
2	2:32.578	+4.755	11:46:14.822
3	2:32.540	+4.717	11:48:47.362
4	2:32.528	+4.705	11:51:19.890
5	<b>2:27.823</b>		11:53:47.713
6	2:34.110	+6.287	11:56:21.823
7	2:37.207	+9.384	11:58:59.030
8	2:35.174	+7.351	12:01:34.204
9	2:33.346	+5.523	12:04:07.550

Jefe de cronometraje

Orbits

El Jefe de Cronometraje  
Hora:

El Director de Carrera  
Hora:

El/los Comisarios Deportivos  
Hora:

Provisional   
Definitiva







Calanda, Camp. Aragón MX

Clasificado por vueltas

MX 1

Calanda 1,500 km

Segunda Manga

15/05/2011 13:20

Carrera (20:00 y 2 Vueltas) iniciado a 14:03:31

Pos.	Nº	Nombre	Vueltas	Total T°	Dif. resp. 1°	Mejor Tm Club	Marca
1	99	ANDRES BERNADAUS VILLANUA	12	26:24.165		2:07.889 C.M. Epila	HUSABERG
2	30	RAUL TELLO SALAS	12	26:28.333	4.168	2:07.273 Esc. R.T.S.	KAWASAKI
3	74	JUAN CARLOS REY ALLUE	12	27:38.898	1:14.733	2:14.235 Sinesponsor Rac	
4	18	RICARDO SANZ LOPEZ	12	28:18.041	1:53.876	2:16.181 Esc. R.T.S.	HONDA
5	26	RAMON MAZA HURTADO	11	26:44.427	1 Vuelta	2:14.194 Mc. Monegros	HONDA
6	16	SERGIO SALVADOR FRAGA	11	27:11.116	1 Vuelta	2:24.204 Mc. Kamoto	KAWASAKI
7	28	JAVIER MUGUERZA GUIRAL	11	27:33.194	1 Vuelta	2:25.724 Mc. Monegros	HONDA
8	60	GUILLERMO DOMINGO GOTOR	11	27:37.121	1 Vuelta	2:27.178 Mc St.Celoni	SUZUKI
9	41	SERGIO MATEO TRULLENQUE	11	27:52.005	1 Vuelta	2:27.604 Mc. Kamoto	HUSABERG
10	55	MARCOS DOMINGO PEREZ	11	28:27.104	1 Vuelta	2:27.520 Mc. Zuera	SUZUKI
11	76	JOSE CARLOS FACI TITOS	11	28:36.012	1 Vuelta	2:27.629 Mc. Kamoto	KAWASAKI
12	13	CRISTIAN AMADOR RODRIGUEZ	11	28:48.174	1 Vuelta	2:27.983 Mc. Kamoto	YAMAHA
13	46	VICTOR URZAY BAQUERO	11	29:20.360	1 Vuelta	2:31.547 A.D. Aragon Spo	HONDA
14	191	RUBEN SÁNCHEZ MARTIN	10	26:26.601	2 Vueltas	2:34.660 Mc. Villa de Utrill	YAMAHA
15	8	DANIEL LLORENTE BUENO	10	26:32.817	2 Vueltas	2:34.484 Mc. Calatayud	
16	111	IVAN SÁNCHEZ FRANCO	10	26:47.513	2 Vueltas	2:35.150 Mc. Calatayud	KAWASAKI
17	39	YOEL LOPEZ MARTIN	10	27:19.045	2 Vueltas	2:13.894 Mc. Villa de Utrill	KAWASAKI

Márgen de victoria	Velocidad media	Mejor t° de vuelta	Mejor Vel.	Mejor vuelta para
4.168	40,905	2:07.273	42,428	30 - RAUL TELLO SALAS

Jefe de cronometraje

Orbits

El Jefe de Cronometraje

El Director de Carrera

El/los Comisarios Deportivos

Provisional

Definitiva

Hora:

Hora:

Hora:





Calanda, Camp. Aragón MX

MX 1

Calanda 1,500 km

Segunda Manga

15/05/2011 13:20

Carrera (20:00 y 2 Vueltas) iniciado a 14:03:31

Lap	Lap Tm	Diff	Time of Day
<b>(99) ANDRES BERNADAUS VILLANUA</b>			
1			14:05:59.812
2	2:13.493	+5.604	14:08:13.305
3	2:09.315	+1.426	14:10:22.620
4	2:12.885	+4.996	14:12:35.505
5	2:11.738	+3.849	14:14:47.243
6	2:09.265	+1.376	14:16:56.508
7	2:13.247	+5.358	14:19:09.755
8	2:10.188	+2.299	14:21:19.943
9	<b>2:07.889</b>		14:23:27.832
10	2:08.351	+0.462	14:25:36.183
11	2:08.632	+0.743	14:27:44.815
12	2:10.565	+2.676	14:29:55.380

Lap	Lap Tm	Diff	Time of Day
<b>(30) RAUL TELLO SALAS</b>			
1			14:05:52.058
2	2:14.384	+7.111	14:08:06.442
3	2:15.649	+8.376	14:10:22.091
4	2:12.561	+5.288	14:12:34.652
5	2:10.900	+3.627	14:14:45.552
6	2:09.538	+2.265	14:16:55.090
7	2:14.424	+7.151	14:19:09.514
8	2:08.197	+0.924	14:21:17.711
9	2:12.588	+5.315	14:23:30.299
10	2:08.751	+1.478	14:25:39.050
11	<b>2:07.273</b>		14:27:46.323
12	2:13.225	+5.952	14:29:59.548

Lap	Lap Tm	Diff	Time of Day
<b>(74) JUAN CARLOS REY ALLUE</b>			
1			14:05:58.987
2	2:18.424	+4.189	14:08:17.411
3	2:16.777	+2.542	14:10:34.188
4	<b>2:14.235</b>		14:12:48.423
5	2:14.263	+0.028	14:15:02.686
6	2:17.964	+3.729	14:17:20.650
7	2:15.506	+1.271	14:19:36.156
8	2:21.911	+7.676	14:21:58.067
9	2:15.741	+1.506	14:24:13.808
10	2:15.654	+1.419	14:26:29.462
11	2:18.234	+3.999	14:28:47.696
12	2:22.417	+8.182	14:31:10.113

Lap	Lap Tm	Diff	Time of Day
<b>(18) RICARDO SANZ LOPEZ</b>			
1			14:05:53.113
2	<b>2:16.181</b>		14:08:09.294
3	2:31.387	+15.206	14:10:40.681
4	2:18.061	+1.880	14:12:58.742
5	2:24.305	+8.124	14:15:23.047
6	2:21.223	+5.042	14:17:44.270
7	2:20.445	+4.264	14:20:04.715
8	2:17.742	+1.561	14:22:22.457
9	2:18.313	+2.132	14:24:40.770
10	2:20.418	+4.237	14:27:01.188
11	2:21.741	+5.560	14:29:22.929
12	2:26.327	+10.146	14:31:49.256

Lap	Lap Tm	Diff	Time of Day
<b>(26) RAMON MAZA HURTADO</b>			
1			14:06:10.236
2	2:15.192	+0.998	14:08:25.428
3	2:15.699	+1.505	14:10:41.127
4	<b>2:14.194</b>		14:12:55.321
5	2:26.901	+12.707	14:15:22.222
6	2:19.017	+4.823	14:17:41.239
7	2:31.119	+16.925	14:20:12.358
8	2:58.794	+44.600	14:23:11.152

Lap	Lap Tm	Diff	Time of Day
9	2:17.727	+3.533	14:25:28.879
10	2:21.640	+7.446	14:27:50.519
11	2:25.123	+10.929	14:30:15.642

Lap	Lap Tm	Diff	Time of Day
<b>(16) SERGIO SALVADOR FRAGA</b>			
1			14:06:12.733
2	2:25.840	+1.636	14:08:38.573
3	2:24.899	+0.695	14:11:03.472
4	2:25.344	+1.140	14:13:28.816
5	2:24.313	+0.109	14:15:53.129
6	2:28.499	+4.295	14:18:21.628
7	<b>2:24.204</b>		14:20:45.832
8	2:26.239	+2.035	14:23:12.071
9	2:35.756	+11.552	14:25:47.827
10	2:26.535	+2.331	14:28:14.362
11	2:27.969	+3.765	14:30:42.331

Lap	Lap Tm	Diff	Time of Day
<b>(28) JAVIER MUGUERZA GUIRAL</b>			
1			14:05:56.882
2	2:25.871	+0.147	14:08:22.753
3	<b>2:25.724</b>		14:10:48.477
4	2:26.963	+1.239	14:13:15.440
5	2:27.261	+1.537	14:15:42.701
6	2:31.396	+5.672	14:18:14.097
7	2:30.858	+5.134	14:20:44.955
8	2:33.927	+8.203	14:23:18.882
9	2:35.677	+9.953	14:25:54.559
10	2:32.459	+6.735	14:28:27.018
11	2:37.391	+11.667	14:31:04.409

Lap	Lap Tm	Diff	Time of Day
<b>(60) GUILLERMO DOMINGO GOTOR</b>			
1			14:06:15.739
2	2:28.411	+1.233	14:08:44.150
3	2:29.366	+2.188	14:11:13.516
4	2:27.349	+0.171	14:13:40.865
5	<b>2:27.178</b>		14:16:08.043
6	2:28.267	+1.089	14:18:36.310
7	2:27.307	+0.129	14:21:03.617
8	2:33.465	+6.287	14:23:37.082
9	2:31.051	+3.873	14:26:08.133
10	2:28.299	+1.121	14:28:36.432
11	2:31.904	+4.726	14:31:08.336

Lap	Lap Tm	Diff	Time of Day
<b>(41) SERGIO MATEO TRULLENQUE</b>			
1			14:06:11.947
2	2:30.427	+2.823	14:08:42.374
3	2:29.348	+1.744	14:11:11.722
4	2:27.634	+0.030	14:13:39.356
5	<b>2:27.604</b>		14:16:06.960
6	2:28.453	+0.849	14:18:35.413
7	2:32.988	+5.384	14:21:08.401
8	2:39.149	+11.545	14:23:47.550
9	2:32.989	+5.385	14:26:20.539
10	2:30.710	+3.106	14:28:51.249
11	2:31.971	+4.367	14:31:23.220

Lap	Lap Tm	Diff	Time of Day
<b>(55) MARCOS DOMINGO PEREZ</b>			
1			14:06:07.836
2	2:27.850	+0.330	14:08:35.686
3	<b>2:27.520</b>		14:11:03.206
4	2:28.069	+0.549	14:13:31.275
5	2:28.900	+1.380	14:16:00.175
6	2:28.642	+1.122	14:18:28.817
7	3:20.975	+53.455	14:21:49.792
8	2:32.772	+5.252	14:24:22.564
9	2:33.016	+5.496	14:26:55.580

Lap	Lap Tm	Diff	Time of Day
10	2:31.874	+4.354	14:29:27.454
11	2:30.865	+3.345	14:31:58.319

Lap	Lap Tm	Diff	Time of Day
<b>(76) JOSE CARLOS FACI TITOS</b>			
1			14:06:09.490
2	2:28.494	+0.865	14:08:37.984
3	3:18.194	+50.565	14:11:56.178
4	2:31.480	+3.851	14:14:27.658
5	<b>2:27.629</b>		14:16:55.287
6	2:36.812	+9.183	14:19:32.099
7	2:33.964	+6.335	14:22:06.063
8	2:29.353	+1.724	14:24:35.416
9	2:28.766	+1.137	14:27:04.182
10	2:29.414	+1.785	14:29:33.596
11	2:33.631	+6.002	14:32:07.227

Lap	Lap Tm	Diff	Time of Day
<b>(13) CRISTIAN AMADOR RODRIGUEZ</b>			
1			14:06:37.003
2	2:30.702	+2.719	14:09:07.705
3	2:30.690	+2.707	14:11:38.395
4	2:42.242	+14.259	14:14:20.637
5	2:30.741	+2.758	14:16:51.378
6	2:33.465	+5.482	14:19:24.843
7	2:47.700	+19.717	14:22:12.543
8	<b>2:27.983</b>		14:24:40.526
9	2:29.835	+1.852	14:27:10.361
10	2:33.597	+5.614	14:29:43.958
11	2:35.431	+7.448	14:32:19.389

Lap	Lap Tm	Diff	Time of Day
<b>(46) VICTOR URZAY BAQUERO</b>			
1			14:06:16.592
2	<b>2:31.547</b>		14:08:48.139
3	2:35.057	+3.510	14:11:23.196
4	2:34.093	+2.546	14:13:57.289
5	2:31.962	+0.415	14:16:29.251
6	3:00.136	+28.589	14:19:29.387
7	2:35.182	+3.635	14:22:04.569
8	2:32.605	+1.058	14:24:37.174
9	2:42.174	+10.627	14:27:19.348
10	2:31.861	+0.314	14:29:51.209
11	3:00.366	+28.819	14:32:51.575

Lap	Lap Tm	Diff	Time of Day
<b>(191) RUBEN SÁNCHEZ MARTIN</b>			
1			14:06:24.522
2	2:36.532	+1.872	14:09:01.054
3	2:39.836	+5.176	14:11:40.890
4	2:37.741	+3.081	14:14:18.631
5	<b>2:34.660</b>		14:16:53.291
6	2:37.985	+3.325	14:19:31.276
7	2:37.186	+2.526	14:22:08.462
8	2:37.421	+2.761	14:24:45.883
9	2:36.595	+1.935	14:27:22.478
10	2:35.338	+0.678	14:29:57.816

Lap	Lap Tm	Diff	Time of Day
<b>(8) DANIEL LLORENTE BUENO</b>			
1			14:06:22.810
2	2:38.956	+4.472	14:09:01.766
3	2:36.113	+1.629	14:11:37.879
4	2:37.367	+2.883	14:14:15.246
5	<b>2:34.484</b>		14:16:49.730
6	2:37.954	+3.470	14:19:27.684
7	2:37.324	+2.840	14:22:05.008
8	2:39.829	+5.345	14:24:44.837
9	2:40.469	+5.985	14:27:25.306
10	2:38.726	+4.242	14:30:04.032

Jefe de cronometraje

Orbits

El Jefe de Cronometraje

El Director de Carrera

El/los Comisarios Deportivos

Provisional

Definitiva

Hora:

Hora:

Hora:







Calanda, Camp. Aragón MX

MX 1

Calanda 1,500 km

Segunda Manga

15/05/2011 13:20

Carrera (20:00 y 2 Vueltas) iniciado a 14:03:31

Lap	Lap Tm	Diff	Time of Day
<b>(111) IVAN SÁNCHEZ FRANCO</b>			
1			14:06:26.805
2	2:39.102	+3.952	14:09:05.907
3	2:36.462	+1.312	14:11:42.369
4	2:36.368	+1.218	14:14:18.737
5	<b>2:35.150</b>		14:16:53.887
6	2:41.333	+6.183	14:19:35.220
7	2:40.200	+5.050	14:22:15.420
8	2:40.535	+5.385	14:24:55.955
9	2:39.513	+4.363	14:27:35.468
10	2:43.260	+8.110	14:30:18.728

Lap	Lap Tm	Diff	Time of Day
<b>(39) YOEL LOPEZ MARTIN</b>			
1			14:05:57.741
2	2:18.172	+4.278	14:08:15.913
3	2:16.987	+3.093	14:10:32.900
4	<b>2:13.894</b>		14:12:46.794
5	2:14.762	+0.868	14:15:01.556
6	6:31.025	+4:17.131	14:21:32.581
7	2:17.416	+3.522	14:23:49.997
8	2:17.563	+3.669	14:26:07.560
9	2:20.533	+6.639	14:28:28.093
10	2:22.167	+8.273	14:30:50.260

Lap	Lap Tm	Diff	Time of Day

Lap	Lap Tm	Diff	Time of Day

Jefe de cronometraje

Orbits

El Jefe de Cronometraje

El Director de Carrera

El/los Comisarios Deportivos

Provisional

Definitiva

Hora:

Hora:

Hora:

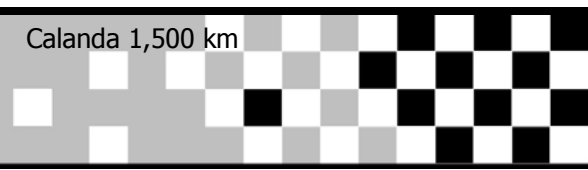


Calanda, Camp. Aragón MX

MX 1

Calanda 1,500 km

Final MX1



Pos.	Nº	Nombre	Total puntos	1ªM	2ªM	Marca	Club
1	99	ANDRES BERNADAUS VILLANUA	50	25	25	HUSABERG	C.M. Epila
2	30	RAUL TELLO SALAS	44	22	22	KAWASAKI	Esc. R.T.S.
3	74	JUAN CARLOS REY ALLUE	35	15	20		Sinesponsor Racing
4	18	RICARDO SANZ LOPEZ	34	16	18	HONDA	Esc. R.T.S.
5	26	RAMON MAZA HURTADO	34	18	16	HONDA	Mc. Monegros
6	16	SERGIO SALVADOR FRAGA	28	13	15	KAWASAKI	Mc. Kamoto
7	28	JAVIER MUGUERZA GUIRAL	28	14	14	HONDA	Mc. Monegros
8	39	YOEL LOPEZ MARTIN	24	20	4	KAWASAKI	Mc. Villa de Utrillas
9	41	SERGIO MATEO TRULLENQUE	22	10	12	HUSABERG	Mc. Kamoto
10	55	MARCOS DOMINGO PEREZ	22	11	11	SUZUKI	Mc. Zuera
11	76	JOSE CARLOS FACI TITOS	22	12	10	KAWASAKI	Mc. Kamoto
12	60	GUILLERMO DOMINGO GOTOR	20	7	13	SUZUKI	Mc St.Celoni
13	13	CRISTIAN AMADOR RODRIGUEZ	17	8	9	YAMAHA	Mc. Kamoto
14	46	VICTOR URZAY BAQUERO	17	9	8	HONDA	A.D. Aragon Sport
15	191	RUBEN SANCHEZ MARTIN	12	5	7	YAMAHA	Mc. Villa de Utrillas
16	8	DANIEL LLORENTE BUENO	12	6	6		Mc. Calatayud
17	111	IVAN SÁNCHEZ FRANCO	9	4	5	KAWASAKI	Mc. Calatayud

Jefe de cronometraje

Orbits

El Jefe de Cronometraje

El Director de Carrera

El/los Comisarios Deportivos

Provisional

Definitiva



Hora:

Hora:

Hora:

Calanda, Camp. Aragón MX

Clasificado por mejor tiempo de vuelta

MX 2

Calanda 1,500 km

Entrenos Oficiales

15/05/2011 09:30

Clasificación (15:00 Tiempo) iniciado a 9:39:04

Pos.	Nº	Nombre	Mejor Tm	Dif. resp. 1º	En Vuelta	Marca	Club
1	31	ADRIAN VILLAVERDE MARIN	2:07.500		4	KAWASAKI	Mc. Zuera
2	98	SERGIO VALERA RODRIGUEZ	2:08.877	1.377	2	KAWASAKI	Mc. Villa de Utrilla
3	37	ALEJANDRO LOPEZ GADEA	2:10.795	3.295	6	SUZUKI	Tauste Mc.
4	39	YOEL LOPEZ MARTIN	2:11.657	4.157	4	KAWASAKI	Mc. Villa de Utrilla
5	80	FERNANDO BELLIDO PARDO	2:11.933	4.433	6	KAWASAKI	Tauste Mc.
6	104	HECTOR ROMAN ROMAN	2:12.620	5.120	3	SUZUKI	MC V. de Tabuenc
7	48	SAMUEL FERRANDO GALEANO	2:15.408	7.908	4	HONDA	Pm. Oscense
8	224	JORGE ARMENGOL OLIVA	2:16.073	8.573	5	YAMAHA	Mc. Bajo Aragón
9	111	JESUS ESPALLARGAS GIL	2:16.514	9.014	5	YAMAHA	Mc. Bajo Aragón
10	27	DAVID ARROYO ORDOVAS	2:18.057	10.557	2	KAWASAKI	Correcaminos Mc.
11	28	VALENTI MUÑOZ VILLUENDAS	2:19.274	11.774	6	KAWASAKI	Mc. Villa de Utrilla
12	35	SANTOS PRADO CORRALES	2:20.119	12.619	6		Mc. Cerro Blanco
13	17	JAVIER DANIEL PITARQUE TORRES	2:24.048	16.548	3	YAMAHA	Mc. Bajo Aragón
14	55	VICTOR CHUECA GOMEZ	2:24.549	17.049	2		Mc La Molilla
15	95	VICTOR MORENO ARROYO	2:26.612	19.112	4	KAWASAKI	Tauste Mc.
16	33	SERGIO MUNERA LORIENTE	2:26.843	19.343	5	KTM	Pm. Oscense
17	199	MAIKEL CALVO CARRERO	2:27.054	19.554	3	TM	Mc. Salvador
18	24	SERGIO PUYUELO BESCOS	2:27.443	19.943	6	HONDA	Pm. Oscense
19	88	JAVIER GARCIA MIÑES	2:31.142	23.642	5	KAWASAKI	Tauste Mc.
20	15	ALEJANDRO PORROCHE ESCUDERO	2:32.911	25.411	6	KTM	Correcaminos Mc.
21	19	ALBERTO JIMENEZ SANTACRUZ	2:33.484	25.984	4	YAMAHA	Esc. R.T.S.
22	30	MARCO TOLON PEREZ	2:36.425	28.925	5	KAWASAKI	Mc. Fuentes
23	86	ALEJANDRO LOPEZ MATEO	2:40.685	33.185	5	HONDA	Correcaminos Mc.
24	14	GUILLERMO PUYO ROYO	2:52.407	44.907	3	KAWASAKI	Mc. Fuentes
25	82	FERNANDO OLIVAN FERNANDEZ	3:00.930	53.430	2		Mc. Zuera

Jefe de cronometraje

Orbits

El Jefe de Cronometraje

El Director de Carrera

El/los Comisarios Deportivos

Provisional

Definitiva

Hora:

Hora:

Hora:





Calanda, Camp. Aragón MX

MX 2

Calanda 1,500 km

Entrenos Oficiales

15/05/2011 09:30

Clasificación (15:00 Tiempo) iniciado a 9:39:04

Lap	Lap Tm	Diff	Time of Day
<b>(31) ADRIAN VILLAVERDE MARIN</b>			
1			9:40:47.510
2	2:08.497	+0.997	9:42:56.007
3	2:09.372	+1.872	9:45:05.379
4	<b>2:07.500</b>		9:47:12.879
5	2:28.030	+20.530	9:49:40.909
6	2:23.599	+16.099	9:52:04.508

Lap	Lap Tm	Diff	Time of Day
<b>(98) SERGIO VALERA RODRIGUEZ</b>			
1			9:40:52.685
2	<b>2:08.877</b>		9:43:01.562
3	2:10.193	+1.316	9:45:11.755
4	2:30.587	+21.710	9:47:42.342
5	2:09.818	+0.941	9:49:52.160
6	2:24.291	+15.414	9:52:16.451

Lap	Lap Tm	Diff	Time of Day
<b>(37) ALEJANDRO LOPEZ GADEA</b>			
1			9:39:21.152
2	2:25.754	+14.959	9:41:46.906
3	2:16.650	+5.855	9:44:03.556
4	2:38.541	+27.746	9:46:42.097
5	2:13.346	+2.551	9:48:55.443
6	<b>2:10.795</b>		9:51:06.238

Lap	Lap Tm	Diff	Time of Day
<b>(39) YOEL LOPEZ MARTIN</b>			
1			9:41:18.931
2	2:14.733	+3.076	9:43:33.664
3	2:44.142	+32.485	9:46:17.806
4	<b>2:11.657</b>		9:48:29.463
5	2:40.109	+28.452	9:51:09.572

Lap	Lap Tm	Diff	Time of Day
<b>(80) FERNANDO BELLIDO PARDO</b>			
1			9:41:02.975
2	2:28.788	+16.855	9:43:31.763
3	2:14.713	+2.780	9:45:46.476
4	2:41.093	+29.160	9:48:27.569
5	2:18.146	+6.213	9:50:45.715
6	<b>2:11.933</b>		9:52:57.648

Lap	Lap Tm	Diff	Time of Day
<b>(104) HECTOR ROMAN ROMAN</b>			
1			9:43:44.644
2	2:21.629	+9.009	9:46:06.273
3	<b>2:12.620</b>		9:48:18.893
4	2:15.764	+3.144	9:50:34.657
5	2:23.746	+11.126	9:52:58.403

Lap	Lap Tm	Diff	Time of Day
<b>(48) SAMUEL FERRANDO GALEANO</b>			
1			9:40:59.778
2	2:17.038	+1.630	9:43:16.816
3	3:51.200	+1:35.792	9:47:08.016
4	<b>2:15.408</b>		9:49:23.424
5	2:26.781	+11.373	9:51:50.205

Lap	Lap Tm	Diff	Time of Day
<b>(224) JORGE ARMENGOL OLIVA</b>			
1			9:42:02.167
2	2:25.053	+8.980	9:44:27.220
3	2:17.760	+1.687	9:46:44.980
4	2:16.846	+0.773	9:49:01.826
5	<b>2:16.073</b>		9:51:17.899

Lap	Lap Tm	Diff	Time of Day
<b>(111) JESUS ESPALLARGAS GIL</b>			
1			9:41:58.097
2	2:28.053	+11.539	9:44:26.150
3	2:17.270	+0.756	9:46:43.420
4	2:17.065	+0.551	9:49:00.485

Lap	Lap Tm	Diff	Time of Day
5	<b>2:16.514</b>		9:51:16.999
<b>(27) DAVID ARROYO ORDOVAS</b>			
1			9:41:04.618
2	<b>2:18.057</b>		9:43:22.675
3	2:18.157	+0.100	9:45:40.832
4	2:18.787	+0.730	9:47:59.619
5	2:21.113	+3.056	9:50:20.732
6	2:21.059	+3.002	9:52:41.791

Lap	Lap Tm	Diff	Time of Day
<b>(28) VALENTI MUÑOZ VILLUENDAS</b>			
1			9:39:26.006
2	2:48.466	+29.192	9:42:14.472
3	2:29.149	+9.875	9:44:43.621
4	3:04.101	+44.827	9:47:47.722
5	2:46.320	+27.046	9:50:34.042
6	<b>2:19.274</b>		9:52:53.316

Lap	Lap Tm	Diff	Time of Day
<b>(35) SANTOS PRADO CORRALES</b>			
1			9:41:10.000
2	2:25.347	+5.228	9:43:35.347
3	2:23.078	+2.959	9:45:58.425
4	2:40.667	+20.548	9:48:39.092
5	2:22.328	+2.209	9:51:01.420
6	<b>2:20.119</b>		9:53:21.539

Lap	Lap Tm	Diff	Time of Day
<b>(17) JAVIER DANIEL PITARQUE TORRES</b>			
1			9:41:37.484
2	2:28.008	+3.960	9:44:05.492
3	<b>2:24.048</b>		9:46:29.540
4	2:26.450	+2.402	9:48:55.990
5	2:29.776	+5.728	9:51:25.766

Lap	Lap Tm	Diff	Time of Day
<b>(55) VICTOR CHUECA GOMEZ</b>			
1			9:39:11.149
2	<b>2:24.549</b>		9:41:35.698
3	2:26.901	+2.352	9:44:02.599

Lap	Lap Tm	Diff	Time of Day
<b>(95) VICTOR MORENO ARROYO</b>			
1			9:41:20.828
2	2:28.865	+2.253	9:43:49.693
3	2:37.511	+10.899	9:46:27.204
4	<b>2:26.612</b>		9:48:53.816
5	4:09.422	+1:42.810	9:53:03.238

Lap	Lap Tm	Diff	Time of Day
<b>(33) SERGIO MUNERA LORIENTE</b>			
1			9:39:14.918
2	2:33.990	+7.147	9:41:48.908
3	2:39.054	+12.211	9:44:27.962
4	2:29.127	+2.284	9:46:57.089
5	<b>2:26.843</b>		9:49:23.932
6	2:35.230	+8.387	9:51:59.162

Lap	Lap Tm	Diff	Time of Day
<b>(199) MAIKEL CALVO CARRERO</b>			
1			9:39:18.228
2	2:30.429	+3.375	9:41:48.657
3	<b>2:27.054</b>		9:44:15.711

Lap	Lap Tm	Diff	Time of Day
<b>(24) SERGIO PUYUELO BESCOS</b>			
1			9:39:08.897
2	2:38.282	+10.839	9:41:47.179
3	2:39.340	+11.897	9:44:26.519
4	2:33.314	+5.871	9:46:59.833
5	2:29.586	+2.143	9:49:29.419
6	<b>2:27.443</b>		9:51:56.862

Lap	Lap Tm	Diff	Time of Day
<b>(88) JAVIER GARCIA MIÑES</b>			
1			9:39:11.340
2	2:40.204	+9.062	9:41:51.544
3	2:38.052	+6.910	9:44:29.596
4	2:35.337	+4.195	9:47:04.933
5	<b>2:31.142</b>		9:49:36.075
6	2:36.570	+5.428	9:52:12.645

Lap	Lap Tm	Diff	Time of Day
<b>(15) ALEJANDRO PORROCHE ESCUDERO</b>			
1			9:39:20.858
2	2:43.029	+10.118	9:42:03.887
3	2:39.482	+6.571	9:44:43.369
4	2:36.227	+3.316	9:47:19.596
5	2:36.828	+3.917	9:49:56.424
6	<b>2:32.911</b>		9:52:29.335

Lap	Lap Tm	Diff	Time of Day
<b>(19) ALBERTO JIMENEZ SANTACRUZ</b>			
1			9:41:46.062
2	2:39.824	+6.340	9:44:25.886
3	2:48.674	+15.190	9:47:14.560
4	<b>2:33.484</b>		9:49:48.044
5	2:37.495	+4.011	9:52:25.539

Lap	Lap Tm	Diff	Time of Day
<b>(30) MARCO TOLON PEREZ</b>			
1			9:39:15.499
2	2:41.192	+4.767	9:41:56.691
3	2:40.708	+4.283	9:44:37.399
4	2:38.715	+2.290	9:47:16.114
5	<b>2:36.425</b>		9:49:52.539
6	2:51.783	+15.358	9:52:44.322

Lap	Lap Tm	Diff	Time of Day
<b>(86) ALEJANDRO LOPEZ MATEO</b>			
1			9:39:17.587
2	2:44.351	+3.666	9:42:01.938
3	2:42.157	+1.472	9:44:44.095
4	2:45.203	+4.518	9:47:29.298
5	<b>2:40.685</b>		9:50:09.983
6	2:57.873	+17.188	9:53:07.856

Lap	Lap Tm	Diff	Time of Day
<b>(14) GUILLERMO PUYO ROYO</b>			
1			9:39:19.600
2	2:58.674	+6.267	9:42:18.274
3	<b>2:52.407</b>		9:45:10.681
4	2:56.596	+4.189	9:48:07.277
5	3:42.416	+50.009	9:51:49.693

Lap	Lap Tm	Diff	Time of Day
<b>(82) FERNANDO OLIVAN FERNANDEZ</b>			
1			9:41:39.907
2	<b>3:00.930</b>		9:44:40.837

Jefe de cronometraje

Orbits

El Jefe de Cronometraje

Hora:

El Director de Carrera

Hora:

El/los Comisarios Deportivos

Hora:

Provisional

Definitiva



Calanda, Camp. Aragón MX

Clasificado por vueltas

MX 2

Calanda 1,500 km

Primera Manga

15/05/2011 10:30

Carrera (20:00 y 2 Vueltas) iniciado a 10:41:03

Pos.	Nº	Nombre	Vueltas	Dif. resp. 1º	Dif. resp. anterior	Total Tº	Mejor Tm	En Vuelta	Marca
1	31	ADRIAN VILLAVERDE MARIN	12			25:55.513	2:05.647	2	KAWASAKI
2	98	SERGIO VALERA RODRIGUEZ	12	9.031	9.031	26:04.544	2:04.942	3	KAWASAKI
3	37	ALEJANDRO LOPEZ GADEA	12	38.840	29.809	26:34.353	2:07.862	3	SUZUKI
4	104	HECTOR ROMAN ROMAN	12	43.295	4.455	26:38.808	2:10.269	3	SUZUKI
5	80	FERNANDO BELLIDO PARDO	12	55.571	12.276	26:51.084	2:10.778	4	KAWASAKI
6	39	YOEL LOPEZ MARTIN	12	1:05.336	9.765	27:00.849	2:10.825	3	KAWASAKI
7	55	VICTOR CHUECA GOMEZ	12	1:32.689	27.353	27:28.202	2:14.652	5	
8	111	JESUS ESPALLARGAS GIL	12	1:51.752	19.063	27:47.265	2:15.417	7	YAMAHA
9	48	SAMUEL FERRANDO GALEANO	12	2:04.869	13.117	28:00.382	2:16.555	4	HONDA
10	224	JORGE ARMENGOL OLIVA	12	2:06.039	1.170	28:01.552	2:17.185	4	YAMAHA
11	27	DAVID ARROYO ORDOVAS	12	2:13.362	7.323	28:08.875	2:16.254	4	KAWASAKI
12	28	VALENTI MUÑOZ VILLUENDAS	11	1 Vuelta	1 Vuelta	25:57.679	2:16.270	4	KAWASAKI
13	35	SANTOS PRADO CORRALES	11	1 Vuelta	21.570	26:19.249	2:19.665	3	
14	33	SERGIO MUNERA LORIENTE	11	1 Vuelta	3.216	26:22.465	2:18.702	5	KTM
15	199	MAIKEL CALVO CARRERO	11	1 Vuelta	1.656	26:24.121	2:20.068	4	TM
16	17	JAVIER DANIEL PITARQUE TORRES	11	1 Vuelta	22.738	26:46.859	2:19.594	3	YAMAHA
17	24	SERGIO PUYUELO BESCOS	11	1 Vuelta	27.103	27:13.962	2:22.744	5	HONDA
18	88	JAVIER GARCIA MIÑES	11	1 Vuelta	41.167	27:55.129	2:25.724	5	KAWASAKI
19	30	MARCO TOLON PEREZ	11	1 Vuelta	1.913	27:57.042	2:23.058	2	KAWASAKI
20	19	ALBERTO JIMENEZ SANTACRUZ	10	2 Vueltas	1 Vuelta	25:57.520	2:28.067	2	YAMAHA
21	15	ALEJANDRO PORROCHE ESCUDERO	10	2 Vueltas	9.705	26:07.225	2:28.206	4	KTM
22	82	FERNANDO OLIVAN FERNANDEZ	10	2 Vueltas	2:43.794	28:51.019	2:31.069	3	

No clasificado (75% = 9 Vueltas)

NT	86	ALEJANDRO LOPEZ MATEO	9	NT		24:17.828	2:33.923	5	HONDA
NT	14	GUILLERMO PUYO ROYO	6	NT		17:54.475	2:44.801	3	KAWASAKI
NT	95	VICTOR MORENO ARROYO	3	NT		8:04.477	2:33.039	2	KAWASAKI

Márgen de victoria	Velocidad media	Mejor tº de vuelta	Mejor Vel.	Mejor vuelta para
9.031	41,658	2:04.942	43,220	98 - SERGIO VALERA RODRIGUE

Jefe de cronometraje

Orbits

El Jefe de Cronometraje

El Director de Carrera

El/los Comisarios Deportivos

Provisional

Definitiva



Hora:

Hora:

Hora:





Calanda, Camp. Aragón MX

MX 2

Calanda 1,500 km

Primera Manga

15/05/2011 10:30

Carrera (20:00 y 2 Vueltas) iniciado a 10:41:03

Lap	Lap Tm	Diff	Time of Day
<b>(31) ADRIAN VILLAVERDE MARIN</b>			
1			10:43:13.657
2	<b>2:05.647</b>		10:45:19.304
3	2:05.710	+0.063	10:47:25.014
4	2:06.859	+1.212	10:49:31.873
5	2:07.063	+1.416	10:51:38.936
6	2:06.937	+1.290	10:53:45.873
7	2:07.720	+2.073	10:55:53.593
8	2:09.647	+4.000	10:58:03.240
9	2:12.994	+7.347	11:00:16.234
10	2:13.576	+7.929	11:02:29.810
11	2:14.393	+8.746	11:04:44.203
12	2:14.686	+9.039	11:06:58.889

Lap	Lap Tm	Diff	Time of Day
<b>(98) SERGIO VALERA RODRIGUEZ</b>			
1			10:43:16.448
2	2:06.835	+1.893	10:45:23.283
3	<b>2:04.942</b>		10:47:28.225
4	2:06.726	+1.784	10:49:34.951
5	2:06.787	+1.845	10:51:41.738
6	2:07.411	+2.469	10:53:49.149
7	2:10.428	+5.486	10:55:59.577
8	2:13.277	+8.335	10:58:12.854
9	2:14.004	+9.062	11:00:26.858
10	2:13.651	+8.709	11:02:40.509
11	2:13.265	+8.323	11:04:53.774
12	2:14.146	+9.204	11:07:07.920

Lap	Lap Tm	Diff	Time of Day
<b>(37) ALEJANDRO LOPEZ GADEA</b>			
1			10:43:26.531
2	2:10.085	+2.223	10:45:36.616
3	<b>2:07.862</b>		10:47:44.478
4	2:08.018	+0.156	10:49:52.496
5	2:10.655	+2.793	10:52:03.151
6	2:11.121	+3.259	10:54:14.272
7	2:11.444	+3.582	10:56:25.716
8	2:12.663	+4.801	10:58:38.379
9	2:12.659	+4.797	11:00:51.038
10	2:16.383	+8.521	11:03:07.421
11	2:13.726	+5.864	11:05:21.147
12	2:16.582	+8.720	11:07:37.729

Lap	Lap Tm	Diff	Time of Day
<b>(104) HECTOR ROMAN ROMAN</b>			
1			10:43:28.710
2	2:12.625	+2.356	10:45:41.335
3	<b>2:10.269</b>		10:47:51.604
4	2:10.841	+0.572	10:50:02.445
5	2:12.983	+2.714	10:52:15.428
6	2:12.313	+2.044	10:54:27.741
7	2:10.892	+0.623	10:56:38.633
8	2:10.416	+0.147	10:58:49.049
9	2:12.516	+2.247	11:01:01.565
10	2:12.920	+2.651	11:03:14.485
11	2:13.923	+3.654	11:05:28.408
12	2:13.776	+3.507	11:07:42.184

Lap	Lap Tm	Diff	Time of Day
<b>(80) FERNANDO BELLIDO PARDO</b>			
1			10:43:23.977
2	2:12.228	+1.450	10:45:36.205
3	2:13.546	+2.768	10:47:49.751
4	<b>2:10.778</b>		10:50:00.529
5	2:13.840	+3.062	10:52:14.369
6	2:12.244	+1.466	10:54:26.613
7	2:11.819	+1.041	10:56:38.432
8	2:15.157	+4.379	10:58:53.589

Lap	Lap Tm	Diff	Time of Day
9	2:13.398	+2.620	11:01:06.987
10	2:15.734	+4.956	11:03:22.721
11	2:13.377	+2.599	11:05:36.098
12	2:18.362	+7.584	11:07:54.460

Lap	Lap Tm	Diff	Time of Day
<b>(39) YOEL LOPEZ MARTIN</b>			
1			10:43:20.534
2	2:12.237	+1.412	10:45:32.771
3	<b>2:10.825</b>		10:47:43.596
4	2:13.116	+2.291	10:49:56.712
5	2:12.021	+1.196	10:52:08.733
6	2:12.637	+1.812	10:54:21.370
7	2:12.083	+1.258	10:56:33.453
8	2:13.065	+2.240	10:58:46.518
9	2:13.487	+2.662	11:01:00.005
10	2:16.836	+6.011	11:03:16.841
11	2:27.804	+16.979	11:05:44.645
12	2:19.580	+8.755	11:08:04.225

Lap	Lap Tm	Diff	Time of Day
<b>(55) VICTOR CHUECA GOMEZ</b>			
1			10:43:25.495
2	2:15.230	+0.578	10:45:40.725
3	2:15.809	+1.157	10:47:56.534
4	2:15.304	+0.652	10:50:11.838
5	<b>2:14.652</b>		10:52:26.490
6	2:15.374	+0.722	10:54:41.864
7	2:15.944	+1.292	10:56:57.808
8	2:18.784	+4.132	10:59:16.592
9	2:17.651	+2.999	11:01:34.243
10	2:18.314	+3.662	11:03:52.557
11	2:17.453	+2.801	11:06:10.010
12	2:21.568	+6.916	11:08:31.578

Lap	Lap Tm	Diff	Time of Day
<b>(111) JESUS ESPALLARGAS GIL</b>			
1			10:43:35.855
2	2:17.788	+2.371	10:45:53.643
3	2:18.277	+2.860	10:48:11.920
4	2:16.595	+1.178	10:50:28.515
5	2:17.696	+2.279	10:52:46.211
6	2:16.713	+1.296	10:55:02.924
7	<b>2:15.417</b>		10:57:18.341
8	2:17.236	+1.819	10:59:35.577
9	2:19.303	+3.886	11:01:54.880
10	2:17.934	+2.517	11:04:12.814
11	2:17.292	+1.875	11:06:30.106
12	2:20.535	+5.118	11:08:50.641

Lap	Lap Tm	Diff	Time of Day
<b>(48) SAMUEL FERRANDO GALEANO</b>			
1			10:43:35.140
2	2:17.318	+0.763	10:45:52.458
3	2:18.662	+2.107	10:48:11.120
4	<b>2:16.555</b>		10:50:27.675
5	2:19.903	+3.348	10:52:47.578
6	2:19.491	+2.936	10:55:07.069
7	2:21.500	+4.945	10:57:28.569
8	2:20.416	+3.861	10:59:48.985
9	2:17.587	+1.032	11:02:06.572
10	2:17.976	+1.421	11:04:24.548
11	2:16.875	+0.320	11:06:41.423
12	2:22.335	+5.780	11:09:03.758

Lap	Lap Tm	Diff	Time of Day
<b>(224) JORGE ARMENGOL OLIVA</b>			
1			10:43:38.452
2	2:17.565	+0.380	10:45:56.017
3	2:17.582	+0.397	10:48:13.599
4	<b>2:17.185</b>		10:50:30.784

Lap	Lap Tm	Diff	Time of Day
5	2:17.479	+0.294	10:52:48.263
6	2:17.920	+0.735	10:55:06.183
7	2:23.774	+6.589	10:57:29.957
8	2:19.397	+2.212	10:59:49.354
9	2:18.024	+0.839	11:02:07.378
10	2:18.495	+1.310	11:04:25.873
11	2:18.495	+1.310	11:06:44.368
12	2:20.560	+3.375	11:09:04.928

Lap	Lap Tm	Diff	Time of Day
<b>(27) DAVID ARROYO ORDOVAS</b>			
1			10:43:32.418
2	2:19.008	+2.754	10:45:51.426
3	2:19.762	+3.508	10:48:11.188
4	<b>2:16.254</b>		10:50:27.442
5	2:28.367	+12.113	10:52:55.809
6	2:17.998	+1.744	10:55:13.807
7	2:20.333	+4.079	10:57:34.140
8	2:17.881	+1.627	10:59:52.021
9	2:21.637	+5.383	11:02:13.658
10	2:18.536	+2.282	11:04:32.194
11	2:19.518	+3.264	11:06:51.712
12	2:20.539	+4.285	11:09:12.251

Lap	Lap Tm	Diff	Time of Day
<b>(28) VALENTI MUÑOZ VILLUENDAS</b>			
1			10:43:31.561
2	2:19.415	+3.145	10:45:50.976
3	2:19.281	+3.011	10:48:10.257
4	<b>2:16.270</b>		10:50:26.527
5	2:18.439	+2.169	10:52:44.966
6	2:20.465	+4.195	10:55:05.431
7	2:24.132	+7.862	10:57:29.563
8	2:22.359	+6.089	10:59:51.922
9	2:23.174	+6.904	11:02:15.096
10	2:20.666	+4.396	11:04:35.762
11	2:25.293	+9.023	11:07:01.055

Lap	Lap Tm	Diff	Time of Day
<b>(35) SANTOS PRADO CORRALES</b>			
1			10:43:46.790
2	2:22.657	+2.992	10:46:09.447
3	<b>2:19.665</b>		10:48:29.112
4	2:20.011	+0.346	10:50:49.123
5	2:19.852	+0.187	10:53:08.975
6	2:20.310	+0.645	10:55:29.285
7	2:21.011	+1.346	10:57:50.296
8	2:21.506	+1.841	11:00:11.802
9	2:22.333	+2.668	11:02:34.135
10	2:23.479	+3.814	11:04:57.614
11	2:25.011	+5.346	11:07:22.625

Lap	Lap Tm	Diff	Time of Day
<b>(33) SERGIO MUNERA LORIENTE</b>			
1			10:43:43.663
2	2:22.123	+3.421	10:46:05.786
3	2:21.830	+3.128	10:48:27.616
4	2:18.715	+0.013	10:50:46.331
5	<b>2:18.702</b>		10:53:05.033
6	2:21.938	+3.236	10:55:26.971
7	2:25.252	+6.550	10:57:52.223
8	2:23.588	+4.886	11:00:15.811
9	2:24.929	+6.227	11:02:40.740
10	2:22.246	+3.544	11:05:02.986
11	2:22.855	+4.153	11:07:25.841

Lap	Lap Tm	Diff	Time of Day
<b>(199) MAIKEL CALVO CARRERO</b>			
1			10:43:43.469
2	2:21.725	+1.657	10:46:05.194
3	2:21.420	+1.352	10:48:26.614

Jefe de cronometraje

Orbits

El Jefe de Cronometraje

El Director de Carrera

El/los Comisarios Deportivos

Provisional

Definitiva

Hora:

Hora:

Hora:



Calanda, Camp. Aragón MX

MX 2

Calanda 1,500 km

Primera Manga

15/05/2011 10:30

Carrera (20:00 y 2 Vueltas) iniciado a 10:41:03

Lap	Lap Tm	Diff	Time of Day
4	<b>2:20.068</b>		10:50:46.682
5	2:21.484	+1.416	10:53:08.166
6	2:24.910	+4.842	10:55:33.076
7	2:21.400	+1.332	10:57:54.476
8	2:22.488	+2.420	11:00:16.964
9	2:26.096	+6.028	11:02:43.060
10	2:22.731	+2.663	11:05:05.791
11	2:21.706	+1.638	11:07:27.497

(17) JAVIER DANIEL PITARQUE TORRES

1			10:43:38.267
2	2:20.567	+0.973	10:45:58.834
3	<b>2:19.594</b>		10:48:18.428
4	2:19.623	+0.029	10:50:38.051
5	2:21.935	+2.341	10:52:59.986
6	2:51.114	+31.520	10:55:51.100
7	2:26.218	+6.624	10:58:17.318
8	2:24.639	+5.045	11:00:41.957
9	2:23.135	+3.541	11:03:05.092
10	2:21.843	+2.249	11:05:26.935
11	2:23.300	+3.706	11:07:50.235

(24) SERGIO PUYUELO BESCOS

1			10:43:48.597
2	2:27.088	+4.344	10:46:15.685
3	2:28.494	+5.750	10:48:44.179
4	2:22.975	+0.231	10:51:07.154
5	<b>2:22.744</b>		10:53:29.898
6	2:27.118	+4.374	10:55:57.016
7	2:28.761	+6.017	10:58:25.777
8	2:26.782	+4.038	11:00:52.559
9	2:28.458	+5.714	11:03:21.017
10	2:27.545	+4.801	11:05:48.562
11	2:28.776	+6.032	11:08:17.338

(88) JAVIER GARCIA MIÑES

1			10:43:50.147
2	2:34.325	+8.601	10:46:24.472
3	2:27.157	+1.433	10:48:51.629
4	2:26.061	+0.337	10:51:17.690
5	<b>2:25.724</b>		10:53:43.414
6	2:31.737	+6.013	10:56:15.151
7	2:35.795	+10.071	10:58:50.946
8	2:32.459	+6.735	11:01:23.405
9	2:33.895	+8.171	11:03:57.300
10	2:27.036	+1.312	11:06:24.336
11	2:34.169	+8.445	11:08:58.505

(30) MARCO TOLON PEREZ

1			10:43:40.949
2	<b>2:23.058</b>		10:46:04.007
3	2:27.380	+4.322	10:48:31.387
4	2:27.082	+4.024	10:50:58.469
5	2:30.063	+7.005	10:53:28.532
6	2:33.017	+9.959	10:56:01.549
7	2:32.346	+9.288	10:58:33.895
8	2:45.569	+22.511	11:01:19.464
9	2:34.015	+10.957	11:03:53.479
10	2:30.156	+7.098	11:06:23.635
11	2:36.783	+13.725	11:09:00.418

(19) ALBERTO JIMENEZ SANTACRUZ

1			10:43:46.502
2	<b>2:28.067</b>		10:46:14.569
3	2:53.880	+25.813	10:49:08.449
4	2:33.322	+5.255	10:51:41.771

Lap	Lap Tm	Diff	Time of Day
5	2:35.583	+7.516	10:54:17.354
6	2:36.454	+8.387	10:56:53.808
7	2:34.497	+6.430	10:59:28.305
8	2:31.719	+3.652	11:02:00.024
9	2:28.693	+0.626	11:04:28.717
10	2:32.179	+4.112	11:07:00.896

(15) ALEJANDRO PORROCHE ESCUDERO

1			10:43:49.553
2	2:35.068	+6.862	10:46:24.621
3	2:33.718	+5.512	10:48:58.339
4	<b>2:28.206</b>		10:51:26.545
5	2:30.430	+2.224	10:53:56.975
6	2:37.532	+9.326	10:56:34.507
7	2:35.963	+7.757	10:59:10.470
8	2:40.302	+12.096	11:01:50.772
9	2:38.286	+10.080	11:04:29.058
10	2:41.543	+13.337	11:07:10.601

(82) FERNANDO OLIVAN FERNANDEZ

1			10:44:14.512
2	2:36.035	+4.966	10:46:50.547
3	<b>2:31.069</b>		10:49:21.616
4	2:31.493	+0.424	10:51:53.109
5	2:34.880	+3.811	10:54:27.989
6	4:04.549	+1:33.480	10:58:32.538
7	2:50.189	+19.120	11:01:22.727
8	2:42.668	+11.599	11:04:05.395
9	2:38.709	+7.640	11:06:44.104
10	3:10.291	+39.222	11:09:54.395

(86) ALEJANDRO LOPEZ MATEO

1			10:43:51.598
2	3:11.430	+37.507	10:47:03.028
3	2:37.419	+3.496	10:49:40.447
4	2:37.780	+3.857	10:52:18.227
5	<b>2:33.923</b>		10:54:52.150
6	2:36.244	+2.321	10:57:28.394
7	2:39.500	+5.577	11:00:07.894
8	2:38.113	+4.190	11:02:46.007
9	2:35.197	+1.274	11:05:21.204

(14) GUILLERMO PUYO ROYO

1			10:44:03.272
2	2:47.143	+2.342	10:46:50.415
3	<b>2:44.801</b>		10:49:35.216
4	2:50.422	+5.621	10:52:25.638
5	3:28.893	+44.092	10:55:54.531
6	3:03.320	+18.519	10:58:57.851

(95) VICTOR MORENO ARROYO

1			10:43:46.181
2	<b>2:33.039</b>		10:46:19.220
3	2:48.633	+15.594	10:49:07.853

Jefe de cronometraje

Orbits

El Jefe de Cronometraje

El Director de Carrera

El/los Comisarios Deportivos

Provisional

Definitiva

Hora:

Hora:

Hora:



Calanda, Camp. Aragón MX

Clasificado por vueltas

MX 2

Calanda 1,500 km

Segunda Manga

15/05/2011 12:30

Carrera (20:00 y 2 Vueltas) iniciado a 12:36:42

Pos.	Nº	Nombre	Vueltas	Total T°	Dif. resp. 1°	Mejor Tm	Club	Marca
1	31	ADRIAN VILLAVERDE MARIN	12	26:24.288		2:09.291	Mc. Zuera	KAWASAKI
2	98	SERGIO VALERA RODRIGUEZ	12	26:27.865	3.577	2:09.694	Mc. Villa de Utrill	KAWASAKI
3	37	ALEJANDRO LOPEZ GADEA	12	27:04.602	40.314	2:11.476	Tauste Mc.	SUZUKI
4	39	YOEL LOPEZ MARTIN	12	27:09.048	44.760	2:13.242	Mc. Villa de Utrill	KAWASAKI
5	80	FERNANDO BELLIDO PARDO	12	27:39.542	1:15.254	2:16.402	Tauste Mc.	KAWASAKI
6	48	SAMUEL FERRANDO GALEANO	12	27:50.392	1:26.104	2:14.490	Pm. Oscense	HONDA
7	224	JORGE ARMENGOL OLIVA	12	28:10.050	1:45.762	2:16.121	Mc. Bajo Aragón	YAMAHA
8	104	HECTOR ROMAN ROMAN	12	28:12.630	1:48.342	2:11.723	MC V. de Tabuen	SUZUKI
9	27	DAVID ARROYO ORDOVAS	12	29:14.520	2:50.232	2:18.700	Correcaminos Mc	KAWASAKI
10	111	JESUS ESPALLARGAS GIL	11	26:29.285	1 Vuelta	2:15.287	Mc. Bajo Aragón	YAMAHA
11	17	JAVIER DANIEL PITARQUE TORRES	11	26:34.179	1 Vuelta	2:21.609	Mc. Bajo Aragón	YAMAHA
12	28	VALENTI MUÑOZ VILLUENDAS	11	26:36.819	1 Vuelta	2:20.650	Mc. Villa de Utrill	KAWASAKI
13	33	SERGIO MUNERA LORIENTE	11	26:42.145	1 Vuelta	2:20.880	Pm. Oscense	KTM
14	35	SANTOS PRADO CORRALES	11	27:28.841	1 Vuelta	2:22.345	Mc. Cerro Blanc	
15	24	SERGIO PUYUELO BESCOS	11	27:48.048	1 Vuelta	2:25.453	Pm. Oscense	HONDA
16	30	MARCO TOLON PEREZ	11	28:29.596	1 Vuelta	2:29.878	Mc. Fuentes	KAWASAKI
17	88	JAVIER GARCIA MIÑES	11	28:33.501	1 Vuelta	2:27.300	Tauste Mc.	KAWASAKI
18	199	MAIKEL CALVO CARRERO	11	30:17.154	1 Vuelta	2:21.521	Mc. Salvador	TM
19	86	ALEJANDRO LOPEZ MATEO	10	27:08.192	2 Vueltas	2:35.176	Correcaminos Mc	HONDA
20	82	FERNANDO OLIVAN FERNANDEZ	10	27:11.586	2 Vueltas	2:38.000	Mc. Zuera	

No clasificado (75% = 9 Vueltas)

NT	55	VICTOR CHUECA GOMEZ	11	25:22.575	NT	2:15.736	Mc La Molilla	
NT	19	ALBERTO JIMENEZ SANTACRUZ	10	25:55.905	NT	2:28.558	Esc. R.T.S.	YAMAHA
NT	15	ALEJANDRO PORROCHE ESCUDERO	7	19:06.546	NT	2:37.482	Correcaminos Mc	KTM

Márgen de victoria	Velocidad media	Mejor t° de vuelta	Mejor Vel.	Mejor vuelta para
3.577	40,902	2:09.291	41,766	31 - ADRIAN VILLAVERDE MARI

Jefe de cronometraje

Orbits

El Jefe de Cronometraje

El Director de Carrera

El/los Comisarios Deportivos

Provisional

Definitiva

Hora:

Hora:

Hora:





Calanda, Camp. Aragón MX

MX 2

Segunda Manga

Carrera (20:00 y 2 Vueltas) iniciado a 12:36:42

Calanda 1,500 km

15/05/2011 12:30

Lap	Lap Tm	Diff	Time of Day
<b>(31) ADRIAN VILLAVERDE MARIN</b>			
1			12:38:55.671
2	<b>2:09.291</b>		12:41:04.962
3	2:09.795	+0.504	12:43:14.757
4	2:11.206	+1.915	12:45:25.963
5	2:10.617	+1.326	12:47:36.580
6	2:11.435	+2.144	12:49:48.015
7	2:11.308	+2.017	12:51:59.323
8	2:11.223	+1.932	12:54:10.546
9	2:10.894	+1.603	12:56:21.440
10	2:11.687	+2.396	12:58:33.127
11	2:16.559	+7.268	13:00:49.686
12	2:16.954	+7.663	13:03:06.640

Lap	Lap Tm	Diff	Time of Day
<b>(98) SERGIO VALERA RODRIGUEZ</b>			
1			12:39:01.884
2	2:11.594	+1.900	12:41:13.478
3	2:11.344	+1.650	12:43:24.822
4	2:11.025	+1.331	12:45:35.847
5	2:10.562	+0.868	12:47:46.409
6	2:11.019	+1.325	12:49:57.428
7	<b>2:09.694</b>		12:52:07.122
8	2:11.185	+1.491	12:54:18.307
9	2:10.359	+0.665	12:56:28.666
10	2:12.256	+2.562	12:58:40.922
11	2:14.209	+4.515	13:00:55.131
12	2:15.086	+5.392	13:03:10.217

Lap	Lap Tm	Diff	Time of Day
<b>(37) ALEJANDRO LOPEZ GADEA</b>			
1			12:39:04.538
2	2:13.074	+1.598	12:41:17.612
3	2:13.131	+1.655	12:43:30.743
4	2:12.177	+0.701	12:45:42.920
5	<b>2:11.476</b>		12:47:54.396
6	2:14.183	+2.707	12:50:08.579
7	2:14.029	+2.553	12:52:22.608
8	2:15.026	+3.550	12:54:37.634
9	2:15.914	+4.438	12:56:53.548
10	2:16.375	+4.899	12:59:09.923
11	2:16.231	+4.755	13:01:26.154
12	2:20.800	+9.324	13:03:46.954

Lap	Lap Tm	Diff	Time of Day
<b>(39) YOEL LOPEZ MARTIN</b>			
1			12:39:03.550
2	<b>2:13.242</b>		12:41:16.792
3	2:14.664	+1.422	12:43:31.456
4	2:15.227	+1.985	12:45:46.683
5	2:14.358	+1.116	12:48:01.041
6	2:15.006	+1.764	12:50:16.047
7	2:15.921	+2.679	12:52:31.968
8	2:14.901	+1.659	12:54:46.869
9	2:15.423	+2.181	12:57:02.292
10	2:16.277	+3.035	12:59:18.569
11	2:15.708	+2.466	13:01:34.277
12	2:17.123	+3.881	13:03:51.400

Lap	Lap Tm	Diff	Time of Day
<b>(80) FERNANDO BELLIDO PARDO</b>			
1			12:39:07.523
2	2:17.267	+0.865	12:41:24.790
3	2:17.289	+0.887	12:43:42.079
4	<b>2:16.402</b>		12:45:58.481
5	2:17.171	+0.769	12:48:15.652
6	2:16.621	+0.219	12:50:32.273
7	2:17.147	+0.745	12:52:49.420
8	2:17.591	+1.189	12:55:07.011

Lap	Lap Tm	Diff	Time of Day
9	2:17.176	+0.774	12:57:24.187
10	2:18.525	+2.123	12:59:42.712
11	2:20.166	+3.764	13:02:02.878
12	2:19.016	+2.614	13:04:21.894

Lap	Lap Tm	Diff	Time of Day
<b>(48) SAMUEL FERRANDO GALEANO</b>			
1			12:39:10.628
2	2:26.140	+11.650	12:41:36.768
3	2:15.715	+1.225	12:43:52.483
4	<b>2:14.490</b>		12:46:06.973
5	2:15.546	+1.056	12:48:22.519
6	2:17.987	+3.497	12:50:40.506
7	2:17.505	+3.015	12:52:58.011
8	2:21.472	+6.982	12:55:19.483
9	2:17.921	+3.431	12:57:37.404
10	2:18.563	+4.073	12:59:55.967
11	2:17.959	+3.469	13:02:13.926
12	2:18.818	+4.328	13:04:32.744

Lap	Lap Tm	Diff	Time of Day
<b>(224) JORGE ARMENGOL OLIVA</b>			
1			12:39:08.774
2	2:18.322	+2.201	12:41:27.096
3	2:16.900	+0.779	12:43:43.996
4	<b>2:16.121</b>		12:46:00.117
5	2:19.713	+3.592	12:48:19.830
6	2:18.769	+2.648	12:50:38.599
7	2:18.370	+2.249	12:52:56.969
8	2:23.855	+7.734	12:55:20.824
9	2:19.331	+3.210	12:57:40.155
10	2:21.060	+4.939	13:00:01.215
11	2:31.347	+15.226	13:02:32.562
12	2:19.840	+3.719	13:04:52.402

Lap	Lap Tm	Diff	Time of Day
<b>(104) HECTOR ROMAN ROMAN</b>			
1			12:39:01.258
2	2:13.848	+2.125	12:41:15.106
3	<b>2:11.723</b>		12:43:26.829
4	2:12.627	+0.904	12:45:39.456
5	2:30.302	+18.579	12:48:09.758
6	2:15.341	+3.618	12:50:25.099
7	2:15.028	+3.305	12:52:40.127
8	3:09.032	+57.309	12:55:49.159
9	2:16.780	+5.057	12:58:05.939
10	2:14.477	+2.754	13:00:20.416
11	2:15.814	+4.091	13:02:36.230
12	2:18.752	+7.029	13:04:54.982

Lap	Lap Tm	Diff	Time of Day
<b>(27) DAVID ARROYO ORDOVAS</b>			
1			12:39:16.463
2	2:22.336	+3.636	12:41:38.799
3	<b>2:18.700</b>		12:43:57.499
4	2:18.915	+0.215	12:46:16.414
5	2:19.365	+0.665	12:48:35.779
6	2:25.479	+6.779	12:51:01.258
7	2:26.368	+7.668	12:53:27.626
8	2:24.392	+5.692	12:55:52.018
9	2:23.372	+4.672	12:58:15.390
10	2:23.666	+4.966	13:00:39.056
11	2:25.254	+6.554	13:03:04.310
12	2:52.562	+33.862	13:05:56.872

Lap	Lap Tm	Diff	Time of Day
<b>(111) JESUS ESPALLARGAS GIL</b>			
1			12:39:18.816
2	2:23.784	+8.497	12:41:42.600
3	<b>2:15.287</b>		12:43:57.887
4	2:19.904	+4.617	12:46:17.791

Lap	Lap Tm	Diff	Time of Day
5	2:17.915	+2.628	12:48:35.706
6	3:01.709	+46.422	12:51:37.415
7	2:17.707	+2.420	12:53:55.122
8	2:16.064	+0.777	12:56:11.186
9	2:17.748	+2.461	12:58:28.934
10	2:18.938	+3.651	13:00:47.872
11	2:23.765	+8.478	13:03:11.637

Lap	Lap Tm	Diff	Time of Day
<b>(17) JAVIER DANIEL PITARQUE TORRES</b>			
1			12:39:18.048
2	2:25.534	+3.925	12:41:43.582
3	2:22.399	+0.790	12:44:05.981
4	2:23.990	+2.381	12:46:29.971
5	<b>2:21.609</b>		12:48:51.580
6	2:22.326	+0.717	12:51:13.906
7	2:23.330	+1.721	12:53:37.236
8	2:22.120	+0.511	12:55:59.356
9	2:23.168	+1.559	12:58:22.524
10	2:26.330	+4.721	13:00:48.854
11	2:27.677	+6.068	13:03:16.531

Lap	Lap Tm	Diff	Time of Day
<b>(28) VALENTI MUÑOZ VILLUENDAS</b>			
1			12:39:23.430
2	2:25.214	+4.564	12:41:48.644
3	2:24.488	+3.838	12:44:13.132
4	2:22.206	+1.556	12:46:35.338
5	<b>2:20.650</b>		12:48:55.988
6	2:24.403	+3.753	12:51:20.391
7	2:24.101	+3.451	12:53:44.492
8	2:24.682	+4.032	12:56:09.174
9	2:21.656	+1.006	12:58:30.830
10	2:24.623	+3.973	13:00:55.453
11	2:23.718	+3.068	13:03:19.171

Lap	Lap Tm	Diff	Time of Day
<b>(33) SERGIO MUNERA LORIENTE</b>			
1			12:39:21.601
2	2:25.782	+4.902	12:41:47.383
3	2:24.394	+3.514	12:44:11.777
4	2:22.693	+1.813	12:46:34.470
5	<b>2:20.880</b>		12:48:55.350
6	2:22.911	+2.031	12:51:18.261
7	2:22.060	+1.180	12:53:40.321
8	2:24.877	+3.997	12:56:05.198
9	2:24.825	+3.945	12:58:30.023
10	2:26.791	+5.911	13:00:56.814
11	2:27.683	+6.803	13:03:24.497

Lap	Lap Tm	Diff	Time of Day
<b>(35) SANTOS PRADO CORRALES</b>			
1			12:39:22.946
2	2:27.919	+5.574	12:41:50.865
3	2:25.314	+2.969	12:44:16.179
4	2:24.567	+2.222	12:46:40.746
5	<b>2:22.345</b>		12:49:03.091
6	2:24.525	+2.180	12:51:27.616
7	2:25.084	+2.739	12:53:52.700
8	2:30.968	+8.623	12:56:23.668
9	2:32.288	+9.943	12:58:55.956
10	2:30.395	+8.050	13:01:26.351
11	2:44.842	+22.497	13:04:11.193

Lap	Lap Tm	Diff	Time of Day
<b>(24) SERGIO PUJUELO BESCOS</b>			
1			12:39:26.375
2	<b>2:25.453</b>		12:41:51.828
3	2:27.930	+2.477	12:44:19.758
4	2:26.083	+0.630	12:46:45.841
5	2:25.563	+0.110	12:49:11.404

Jefe de cronometraje

Orbits

El Jefe de Cronometraje

El Director de Carrera

El/los Comisarios Deportivos

Provisional

Definitiva

Hora:

Hora:

Hora:





Calanda, Camp. Aragón MX

MX 2

Calanda 1,500 km

Segunda Manga

15/05/2011 12:30

Carrera (20:00 y 2 Vueltas) iniciado a 12:36:42

Lap	Lap Tm	Diff	Time of Day
6	2:29.205	+3.752	12:51:40.609
7	2:27.267	+1.814	12:54:07.876
8	2:34.805	+9.352	12:56:42.681
9	2:34.620	+9.167	12:59:17.301
10	2:34.158	+8.705	13:01:51.459
11	2:38.941	+13.488	13:04:30.400

(30) MARCO TOLON PEREZ

1			12:39:14.601
2	2:32.154	+2.276	12:41:46.755
3	2:35.972	+6.094	12:44:22.727
4	<b>2:29.878</b>		12:46:52.605
5	2:32.669	+2.791	12:49:25.274
6	2:35.970	+6.092	12:52:01.244
7	2:36.813	+6.935	12:54:38.057
8	2:40.631	+10.753	12:57:18.688
9	2:40.969	+11.091	12:59:59.657
10	2:40.051	+10.173	13:02:39.708
11	2:32.240	+2.362	13:05:11.948

(88) JAVIER GARCIA MIÑES

1			12:39:28.720
2	2:29.784	+2.484	12:41:58.504
3	2:27.312	+0.012	12:44:25.816
4	<b>2:27.300</b>		12:46:53.116
5	2:28.100	+0.800	12:49:21.216
6	2:28.537	+1.237	12:51:49.753
7	2:33.607	+6.307	12:54:23.360
8	2:40.106	+12.806	12:57:03.466
9	2:36.574	+9.274	12:59:40.040
10	3:02.133	+34.833	13:02:42.173
11	2:33.680	+6.380	13:05:15.853

(199) MAIKEL CALVO CARRERO

1			12:39:16.731
2	2:24.741	+3.220	12:41:41.472
3	2:23.039	+1.518	12:44:04.511
4	2:22.612	+1.091	12:46:27.123
5	2:23.263	+1.742	12:48:50.386
6	<b>2:21.521</b>		12:51:11.907
7	2:23.907	+2.386	12:53:35.814
8	2:23.089	+1.568	12:55:58.903
9	2:21.981	+0.460	12:58:20.884
10	2:24.971	+3.450	13:00:45.855
11	6:13.651	+3:52.130	13:06:59.506

(86) ALEJANDRO LOPEZ MATEO

1			12:39:34.835
2	2:37.965	+2.789	12:42:12.800
3	2:36.784	+1.608	12:44:49.584
4	<b>2:35.176</b>		12:47:24.760
5	2:40.202	+5.026	12:50:04.962
6	2:42.194	+7.018	12:52:47.156
7	2:44.050	+8.874	12:55:31.206
8	2:43.248	+8.072	12:58:14.454
9	2:49.982	+14.806	13:01:04.436
10	2:46.108	+10.932	13:03:50.544

(82) FERNANDO OLIVAN FERNANDEZ

1			12:39:35.879
2	<b>2:38.000</b>		12:42:13.879
3	2:40.028	+2.028	12:44:53.907
4	2:38.737	+0.737	12:47:32.644
5	2:40.836	+2.836	12:50:13.480
6	2:42.010	+4.010	12:52:55.490
7	2:42.433	+4.433	12:55:37.923

Lap	Lap Tm	Diff	Time of Day
8	2:45.408	+7.408	12:58:23.331
9	2:48.878	+10.878	13:01:12.209
10	2:41.729	+3.729	13:03:53.938

(55) VICTOR CHUECA GOMEZ

1			12:39:10.342
2	2:17.547	+1.811	12:41:27.889
3	2:18.174	+2.438	12:43:46.063
4	<b>2:15.736</b>		12:46:01.799
5	2:16.850	+1.114	12:48:18.649
6	2:16.548	+0.812	12:50:35.197
7	2:16.977	+1.241	12:52:52.174
8	2:17.624	+1.888	12:55:09.798
9	2:16.302	+0.566	12:57:26.100
10	2:19.583	+3.847	12:59:45.683
11	2:19.244	+3.508	13:02:04.927

(19) ALBERTO JIMENEZ SANTACRUZ

1			12:39:27.627
2	2:39.446	+10.888	12:42:07.073
3	2:29.193	+0.635	12:44:36.266
4	2:28.903	+0.345	12:47:05.169
5	2:45.676	+17.118	12:49:50.845
6	2:31.646	+3.088	12:52:22.491
7	2:30.574	+2.016	12:54:53.065
8	<b>2:28.558</b>		12:57:21.623
9	2:31.768	+3.210	12:59:53.391
10	2:44.866	+16.308	13:02:38.257

(15) ALEJANDRO PORROCHE ESCUDERO

1			12:39:34.263
2	<b>2:37.482</b>		12:42:11.745
3	2:40.923	+3.441	12:44:52.668
4	2:38.102	+0.620	12:47:30.770
5	2:42.567	+5.085	12:50:13.337
6	2:41.947	+4.465	12:52:55.284
7	2:53.614	+16.132	12:55:48.898

Jefe de cronometraje

Orbits

El Jefe de Cronometraje

El Director de Carrera

El/los Comisarios Deportivos

Provisional

Definitiva

Hora:

Hora:

Hora:






Calanda, Camp. Aragón MX

MX 2

Calanda 1,500 km

Final MX2



Pos.	Nº	Nombre	Total puntos	1ªM	2ªM	Marca	Club
<b>MX-2-JN</b>							
1	98	SERGIO VALERA RODRIGUEZ	50	25	25	KAWASAKI	Mc. Villa de Utrillas
2	111	JESUS ESPALLARGAS GIL	42	20	22	YAMAHA	Mc. Bajo Aragón
3	28	VALENTI MUÑOZ VILLUENDAS	36	18	18	KAWASAKI	Mc. Villa de Utrillas
4	17	JAVIER DANIEL PITARQUE TORRES	33	13	20	YAMAHA	Mc. Bajo Aragón
5	33	SERGIO MUNERA LORIENTE	31	15	16	KTM	Pm. Oscense
6	35	SANTOS PRADO CORRALES	31	16	15		Mc. Cerro Blanco
7	24	SERGIO PUYUELO BESCOS	26	12	14	HONDA	Pm. Oscense
8	199	MAIKEL CALVO CARRERO	25	14	11	TM	Mc. Salvador
9	30	MARCO TOLON PEREZ	23	10	13	KAWASAKI	Mc. Fuentes
10	88	JAVIER GARCIA MIÑES	23	11	12	KAWASAKI	Tauste Mc.
11	55	VICTOR CHUECA GOMEZ	22	22	0		Mc La Molilla
12	82	FERNANDO OLIVAN FERNANDEZ	16	7	9		Mc. Zuera
13	86	ALEJANDRO LOPEZ MATEO	10	0	10	HONDA	Correcaminos Mc.
14	19	ALBERTO JIMENEZ SANTACRUZ	9	9	0	YAMAHA	Esc. R.T.S.
15	15	ALEJANDRO PORROCHE ESCUDERO	8	8	0	KTM	Correcaminos Mc.
16	14	GUILLERMO PUYO ROYO	0	0	--	KAWASAKI	Mc. Fuentes
17	95	VICTOR MORENO ARROYO	0	0	--	KAWASAKI	Tauste Mc.
<b>MX-2-SN</b>							
1	31	ADRIAN VILLAVERDE MARIN	50	25	25	KAWASAKI	Mc. Zuera
2	37	ALEJANDRO LOPEZ GADEA	44	22	22	SUZUKI	Tauste Mc.
3	39	YOEL LOPEZ MARTIN	36	16	20	KAWASAKI	Mc. Villa de Utrillas
4	80	FERNANDO BELLIDO PARDO	36	18	18	KAWASAKI	Tauste Mc.
5	104	HECTOR ROMAN ROMAN	34	20	14	SUZUKI	MC V. de Tabuena
6	48	SAMUEL FERRANDO GALEANO	31	15	16	HONDA	Pm. Oscense
7	224	JORGE ARMENGOL OLIVA	29	14	15	YAMAHA	Mc. Bajo Aragón
8	27	DAVID ARROYO ORDOVAS	26	13	13	KAWASAKI	Correcaminos Mc.

Jefe de cronometraje

Orbits

El Jefe de Cronometraje

El Director de Carrera

El/los Comisarios Deportivos

Provisional

Definitiva

Hora:

Hora:

Hora:



Calanda, Camp. Aragón MX

Clasificado por mejor tiempo de vuelta

MX Alevin/Promesas

Calanda 1,500 km

Entrenos Oficiales

15/05/2011 09:50

Clasificación (15:00 Tiempo) iniciado a 9:54:12

Pos.	Nº	Nombre	Mejor Tm	Dif. resp. 1º	En Vuelta	Marca	Club
1	21	MICHEL GARCIA CAÑAS	2:25.062		4	PUCH	Mc. Villa de Utrilla
2	23	JUAN MUÑOZ DE LA PEÑA VICENTE	2:31.196	6.134	6	KAWASAKI	Pm. Oscense
3	99	JOSE MARIA ABELLAN GIL	2:43.066	18.004	6		Sinesponsor Racir
4	7	LUIS MENE MANERO	2:44.848	19.786	4	KAWASAKI	Tauste Mc.
5	17	CARLOS PITARQUE TORRES	2:54.017	28.955	5	YAMAHA	Mc. Bajo Aragón
6	1	NICOLAS MENE MANERO	3:51.683	1:26.621	3	KAWASAKI	Tauste Mc.

Jefe de cronometraje

Orbits

El Jefe de Cronometraje

El Director de Carrera

El/los Comisarios Deportivos

Provisional

Definitiva

Hora:

Hora:

Hora:





Calanda, Camp. Aragón MX

MX Alevin/Promesas

Calanda 1,500 km

Entrenos Oficiales

15/05/2011 09:50

Clasificación (15:00 Tiempo) iniciado a 9:54:12

Lap	Lap Tm	Diff	Time of Day
<b>(21) MICHEL GARCIA CAÑAS</b>			
1			9:56:54.311
2	2:28.287	+3.225	9:59:22.598
3	2:26.559	+1.497	10:01:49.157
4	<b>2:25.062</b>		10:04:14.219
5	3:37.141	+1:12.079	10:07:51.360
6	2:38.950	+13.888	10:10:30.310

<b>(23) JUAN MUÑOZ DE LA PEÑA VICENTE</b>			
1			9:57:04.956
2	2:34.824	+3.628	9:59:39.780
3	2:35.992	+4.796	10:02:15.772
4	2:34.082	+2.886	10:04:49.854
5	2:32.417	+1.221	10:07:22.271
6	<b>2:31.196</b>		10:09:53.467

<b>(99) JOSE MARIA ABELLAN GIL</b>			
1			9:57:33.909
2	2:52.104	+9.038	10:00:26.013
3	2:47.692	+4.626	10:03:13.705
4	2:43.972	+0.906	10:05:57.677
5	2:43.458	+0.392	10:08:41.135
6	<b>2:43.066</b>		10:11:24.201

<b>(7) LUIS MENE MANERO</b>			
1			9:57:24.283
2	2:50.869	+6.021	10:00:15.152
3	2:53.466	+8.618	10:03:08.618
4	<b>2:44.848</b>		10:05:53.466
5	3:27.604	+42.756	10:09:21.070

<b>(17) CARLOS PITARQUE TORRES</b>			
1			9:57:37.621
2	3:01.404	+7.387	10:00:39.025
3	3:14.439	+20.422	10:03:53.464
4	2:56.534	+2.517	10:06:49.998
5	<b>2:54.017</b>		10:09:44.015

<b>(1) NICOLAS MENE MANERO</b>			
1			9:58:27.505
2	5:26.265	+1:34.582	10:03:53.770
3	<b>3:51.683</b>		10:07:45.453
4	3:57.770	+6.087	10:11:43.223

Lap Lap Tm Diff Time of Day

Lap Lap Tm Diff Time of Day

Jefe de cronometraje

Orbits

El Jefe de Cronometraje

El Director de Carrera

El/los Comisarios Deportivos

Provisional

Definitiva



Hora:

Hora:

Hora:

Calanda, Camp. Aragón MX

Clasificado por vueltas

MX Alevín/Promesas

Calanda 1,500 km

Primera Manga

15/05/2011 11:00

Carrera (15:00 y 2 Vueltas) iniciado a 11:15:04

Pos.	Nº	Nombre	Vueltas	Total Tº	Dif. resp. 1º	Mejor Tm Club	Marca
<b>Alevín</b>							
1	1	NICOLAS MENE MANERO	6	22:11.054		3:21.893 Tauste Mc.	KAWASAKI
<b>Prom-Cad</b>							
1	21	MICHEL GARCIA CAÑAS	9	21:58.177		2:22.330 Mc. Villa de Utrill	PUCH
2	23	JUAN MUÑOZ DE LA PEÑA VICENTE	9	23:54.160	1:55.983	2:31.332 Pm. Oscense	KAWASAKI
<b>Prom-Juv</b>							
1	99	JOSE MARIA ABELLAN GIL	8	22:12.233		2:41.918 Sinesponsor Rac	
2	7	LUIS MENE MANERO	8	22:55.680	43.447	2:45.219 Tauste Mc.	KAWASAKI
3	17	CARLOS PITARQUE TORRES	8	23:15.979	1:03.746	2:49.083 Mc. Bajo Aragón	YAMAHA

Márgen de victoria	Velocidad media	Mejor tº de vuelta	Mejor Vel.	Mejor vuelta para
1:55.983	36,869	2:22.330	37,940	21 - MICHEL GARCIA CAÑAS

Jefe de cronometraje Orbits

El Jefe de Cronometraje Hora:	El Director de Carrera Hora:	El/los Comisarios Deportivos Hora:
----------------------------------	---------------------------------	---------------------------------------

Provisional   
 Definitiva



Calanda, Camp. Aragón MX

MX Alevin/Promesas

Calanda 1,500 km

Primera Manga

15/05/2011 11:00

Carrera (15:00 y 2 Vueltas) iniciado a 11:15:04

Lap	Lap Tm	Diff	Time of Day
<b>(21) MICHEL GARCIA CAÑAS</b>			
1			11:17:36.988
2	<b>2:22.330</b>		11:19:59.318
3	2:22.536	+0.206	11:22:21.854
4	2:22.442	+0.112	11:24:44.296
5	2:24.262	+1.932	11:27:08.558
6	2:25.755	+3.425	11:29:34.313
7	2:26.951	+4.621	11:32:01.264
8	2:28.270	+5.940	11:34:29.534
9	2:33.096	+10.766	11:37:02.630

Lap	Lap Tm	Diff	Time of Day
<b>(23) JUAN MUÑOZ DE LA PEÑA VICENTE</b>			
1			11:17:42.955
2	<b>2:31.332</b>		11:20:14.287
3	2:34.371	+3.039	11:22:48.658
4	3:01.569	+30.237	11:25:50.227
5	2:36.132	+4.800	11:28:26.359
6	2:36.686	+5.354	11:31:03.045
7	2:35.361	+4.029	11:33:38.406
8	2:38.431	+7.099	11:36:16.837
9	2:41.776	+10.444	11:38:58.613

Lap	Lap Tm	Diff	Time of Day
<b>(99) JOSE MARIA ABELLAN GIL</b>			
1			11:17:55.091
2	<b>2:41.918</b>		11:20:37.009
3	2:43.905	+1.987	11:23:20.914
4	2:45.471	+3.553	11:26:06.385
5	2:44.596	+2.678	11:28:50.981
6	2:42.835	+0.917	11:31:33.816
7	2:48.456	+6.538	11:34:22.272
8	2:54.414	+12.496	11:37:16.686

Lap	Lap Tm	Diff	Time of Day
<b>(7) LUIS MENE MANERO</b>			
1			11:18:00.148
2	<b>2:45.219</b>		11:20:45.367
3	2:49.421	+4.202	11:23:34.788
4	2:51.624	+6.405	11:26:26.412
5	2:51.932	+6.713	11:29:18.344
6	2:51.525	+6.306	11:32:09.869
7	2:53.489	+8.270	11:35:03.358
8	2:56.775	+11.556	11:38:00.133

Lap	Lap Tm	Diff	Time of Day
<b>(17) CARLOS PITARQUE TORRES</b>			
1			11:18:03.721
2	2:53.016	+3.933	11:20:56.737
3	2:49.426	+0.343	11:23:46.163
4	2:49.155	+0.072	11:26:35.318
5	3:16.303	+27.220	11:29:51.621
6	2:49.667	+0.584	11:32:41.288
7	<b>2:49.083</b>		11:35:30.371
8	2:50.061	+0.978	11:38:20.432

Lap	Lap Tm	Diff	Time of Day
<b>(1) NICOLAS MENE MANERO</b>			
1			11:18:35.570
2	4:30.774	+1:08.881	11:23:06.344
3	3:25.207	+3.314	11:26:31.551
4	3:23.387	+1.494	11:29:54.938
5	3:58.676	+36.783	11:33:53.614
6	<b>3:21.893</b>		11:37:15.507

Jefe de cronometraje

Orbits

El Jefe de Cronometraje

El Director de Carrera

El/los Comisarios Deportivos

Provisional

Definitiva

Hora:

Hora:

Hora:





Calanda, Camp. Aragón MX

Clasificado por vueltas

MX Alevin/Promesas

Calanda 1,500 km

Segunda Manga

15/05/2011 12:55

Carrera (15:00 y 2 Vueltas) iniciado a 13:09:22

Pos.	Nº	Nombre	Vueltas	Total Tº	Dif. resp. 1º	Mejor Tm	Club	Marca
1	21	MICHEL GARCIA CAÑAS	8	20:43.877		2:33.832	Mc. Villa de Utrill	PUCH
2	23	JUAN MUÑOZ DE LA PEÑA VICENTE	8	22:39.269	1:55.392	2:40.159	Pm. Oscense	KAWASAKI
3	7	LUIS MENE MANERO	8	22:59.832	2:15.955	2:45.965	Tauste Mc.	KAWASAKI
4	99	JOSE MARIA ABELLAN GIL	8	23:39.344	2:55.467	2:45.168	Sinesponsor Rac	
5	17	CARLOS PITARQUE TORRES	7	20:48.621	1 Vuelta	2:53.871	Mc. Bajo Aragón	YAMAHA
6	1	NICOLAS MENE MANERO	5	22:37.790	3 Vueltas	3:32.425	Tauste Mc.	KAWASAKI

Márgen de victoria	Velocidad media	Mejor tº de vuelta	Mejor Vel.	Mejor vuelta para
1:55.392	34,730	2:33.832	35,103	21 - MICHEL GARCIA CAÑAS

Jefe de cronometraje

Orbits

El Jefe de Cronometraje

El Director de Carrera

El/los Comisarios Deportivos

Provisional

Definitiva

Hora:

Hora:

Hora:





Calanda, Camp. Aragón MX

MX Alevin/Promesas

Calanda 1,500 km

Segunda Manga

15/05/2011 12:55

Carrera (15:00 y 2 Vueltas) iniciado a 13:09:22

Lap	Lap Tm	Diff	Time of Day
<b>(21) MICHEL GARCIA CAÑAS</b>			
1			13:11:58.645
2	<b>2:33.832</b>		13:14:32.477
3	2:34.539	+0.707	13:17:07.016
4	2:34.250	+0.418	13:19:41.266
5	2:34.736	+0.904	13:22:16.002
6	2:34.756	+0.924	13:24:50.758
7	2:37.138	+3.306	13:27:27.896
8	2:38.561	+4.729	13:30:06.457

Lap	Lap Tm	Diff	Time of Day
<b>(23) JUAN MUÑOZ DE LA PEÑA VICENTE</b>			
1			13:12:35.998
2	2:46.211	+6.052	13:15:22.209
3	<b>2:40.159</b>		13:18:02.368
4	2:57.178	+17.019	13:20:59.546
5	2:44.248	+4.089	13:23:43.794
6	2:44.003	+3.844	13:26:27.797
7	2:44.751	+4.592	13:29:12.548
8	2:49.301	+9.142	13:32:01.849

Lap	Lap Tm	Diff	Time of Day
<b>(7) LUIS MENE MANERO</b>			
1			13:12:22.398
2	2:53.693	+7.728	13:15:16.091
3	2:53.511	+7.546	13:18:09.602
4	2:54.414	+8.449	13:21:04.016
5	2:51.400	+5.435	13:23:55.416
6	2:49.201	+3.236	13:26:44.617
7	<b>2:45.965</b>		13:29:30.582
8	2:51.830	+5.865	13:32:22.412

Lap	Lap Tm	Diff	Time of Day
<b>(99) JOSE MARIA ABELLAN GIL</b>			
1			13:12:18.721
2	2:47.397	+2.229	13:15:06.118
3	2:49.674	+4.506	13:17:55.792
4	3:37.914	+52.746	13:21:33.706
5	<b>2:45.168</b>		13:24:18.874
6	2:46.207	+1.039	13:27:05.081
7	2:54.529	+9.361	13:29:59.610
8	3:02.314	+17.146	13:33:01.924

Lap	Lap Tm	Diff	Time of Day
<b>(17) CARLOS PITARQUE TORRES</b>			
1			13:12:26.341
2	2:57.783	+3.912	13:15:24.124
3	2:56.956	+3.085	13:18:21.080
4	<b>2:53.871</b>		13:21:14.951
5	2:55.444	+1.573	13:24:10.395
6	2:59.008	+5.137	13:27:09.403
7	3:01.798	+7.927	13:30:11.201

Lap	Lap Tm	Diff	Time of Day
<b>(1) NICOLAS MENE MANERO</b>			
1			13:16:54.454
2	3:32.829	+0.404	13:20:27.283
3	3:33.790	+1.365	13:24:01.073
4	<b>3:32.425</b>		13:27:33.498
5	4:26.872	+54.447	13:32:00.370

Jefe de cronometraje

Orbits

El Jefe de Cronometraje

El Director de Carrera

El/los Comisarios Deportivos

Provisional

Definitiva

Hora:

Hora:

Hora:



Calanda, Camp. Aragón MX

MX Alevin/Promesas

Calanda 1,500 km

Final Alevin/Promesas

Pos.	Nº	Nombre	Total puntos	1ªM	2ªM	Marca	Club
Alevín							
1	1	NICOLAS MENE MANERO	50	25	25	KAWASAKI	Tauste Mc.
Prom-Cad							
1	21	MICHEL GARCIA CAÑAS	50	25	25	PUCH	Mc. Villa de Utrillas
2	23	JUAN MUÑOZ DE LA PEÑA VICENTE	44	22	22	KAWASAKI	Pm. Oscense
Prom-Juv							
1	7	LUIS MENE MANERO	47	22	25	KAWASAKI	Tauste Mc.
2	99	JOSE MARIA ABELLAN GIL	47	25	22		Sinesponsor Racing
3	17	CARLOS PITARQUE TORRES	40	20	20	YAMAHA	Mc. Bajo Aragón

Jefe de cronometraje

Orbits

El Jefe de Cronometraje

El Director de Carrera

El/los Comisarios Deportivos

Provisional

Definitiva

Hora:

Hora:

Hora:



Calanda, Camp. Aragón MX

Clasificado por vueltas

Veteranos

Calanda 1,500 km

Primera Manga

15/05/2011 12:05

Carrera (15:00 y 2 Vueltas) iniciado a 12:11:14

Pos.	Nº	Nombre	Vueltas	Total Tº	Dif. resp. 1º	Mejor Tm	Club	Marca
1	4	ANTONIO PEREZ CUEN	8	21:16.208		2:16.953	Esc. R.T.S.	KAWASAKI
2	19	JAVIER ROMERO LACUEVA	8	21:20.153	3.945	2:21.219	Mc. Bajo Aragón	KTM
3	25	JUAN CARLOS LLUCH LIARTE	8	21:21.141	4.933	2:20.167	Mc. Zuera	KAWASAKI
4	222	JESUS HERRERO CATALAN	8	21:28.257	12.049	2:19.102	C.M. Alcañiz	YAMAHA
5	75	PEDRO MANUEL AMADOR RODRIGUEZ	8	22:27.583	1:11.375	2:25.703	Mc. Kamoto	HONDA
6	968	FRANCISCO JAVIER CABRERA GUARDIOLA	8	22:48.001	1:31.793	2:26.308	Mc. Fraga	KAWASAKI
7	12	ALBERTO MARZAL LAZARO	8	23:04.538	1:48.330	2:29.220	Mc. Zuera	SUZUKI
8	48	OCTAVIO JOSE MATEO PEREZ	8	23:18.746	2:02.538	2:30.410	Mc. Calatayud	YAMAHA
9	41	MIGUEL ANGEL LARREN BURGOS	8	23:29.314	2:13.106	2:33.484	Mc. Calatayud	YAMAHA
10	3	PEDRO LOSCOS MARTINEZ	8	23:49.881	2:33.673	2:34.876	Mc. Cerro Blanc	KAWASAKI
11	50	EMILIO JESUS GRACIA GIMENO	7	21:24.052	1 Vuelta	2:33.662	Tauste Mc.	HONDA
12	73	CRISTIAN LUIS ABAL	7	21:29.369	1 Vuelta	2:36.619	Pm. Oscense	
13	42	AGUSTI DURO VALLS	7	21:47.871	1 Vuelta	2:31.421	Mc Segre	HONDA
14	96	AITOR ZORITA CONDE	7	23:35.116	1 Vuelta	2:48.811	Tauste Mc.	KAWASAKI

Márgen de victoria	Velocidad media	Mejor tº de vuelta	Mejor Vel.	Mejor vuelta para
3.945	33,850	2:16.953	39,430	4 - ANTONIO PEREZ CUEN

Jefe de cronometraje

Orbits

El Jefe de Cronometraje

El Director de Carrera

El/los Comisarios Deportivos

Provisional

Definitiva

Hora:

Hora:

Hora:





Calanda, Camp. Aragón MX

Veteranos

Calanda 1,500 km

Primera Manga

15/05/2011 12:05

Carrera (15:00 y 2 Vueltas) iniciado a 12:11:14

Lap	Lap Tm	Diff	Time of Day
<b>(4) ANTONIO PEREZ CUEN</b>			
1	<b>2:16.953</b>		12:15:54.262
2	2:19.060	+2.107	12:18:13.322
3	2:18.853	+1.900	12:20:32.175
4	2:22.910	+5.957	12:22:55.085
5	2:21.660	+4.707	12:25:16.745
6	2:23.705	+6.752	12:27:40.450
7	2:23.708	+6.755	12:30:04.158
8	2:26.500	+9.547	12:32:30.658

<b>(19) JAVIER ROMERO LACUEVA</b>			
1	2:22.674	+1.455	12:15:59.689
2	2:21.370	+0.151	12:18:21.059
3	2:21.876	+0.657	12:20:42.935
4	2:23.455	+2.236	12:23:06.390
5	<b>2:21.219</b>		12:25:27.609
6	2:21.901	+0.682	12:27:49.510
7	2:22.304	+1.085	12:30:11.814
8	2:22.789	+1.570	12:32:34.603

<b>(25) JUAN CARLOS LLUCH LIARTE</b>			
1	2:24.321	+4.154	12:16:10.322
2	2:20.394	+0.227	12:18:30.716
3	2:20.369	+0.202	12:20:51.085
4	2:20.473	+0.306	12:23:11.558
5	<b>2:20.167</b>		12:25:31.725
6	2:20.493	+0.326	12:27:52.218
7	2:21.491	+1.324	12:30:13.709
8	2:21.882	+1.715	12:32:35.591

<b>(222) JESUS HERRERO CATALAN</b>			
1	2:21.431	+2.329	12:16:03.440
2	<b>2:19.102</b>		12:18:22.542
3	2:20.346	+1.244	12:20:42.888
4	2:24.385	+5.283	12:23:07.273
5	2:21.257	+2.155	12:25:28.530
6	2:22.891	+3.789	12:27:51.421
7	2:24.474	+5.372	12:30:15.895
8	2:26.812	+7.710	12:32:42.707

<b>(75) PEDRO MANUEL AMADOR RODRIGUEZ</b>			
1	2:27.326	+1.623	12:16:19.226
2	2:35.307	+9.604	12:18:54.533
3	2:26.854	+1.151	12:21:21.387
4	<b>2:25.703</b>		12:23:47.090
5	2:26.672	+0.969	12:26:13.762
6	2:28.967	+3.264	12:28:42.729
7	2:28.597	+2.894	12:31:11.326
8	2:30.707	+5.004	12:33:42.033

<b>(968) FRANCISCO JAVIER CABRERA GUARDIOLA</b>			
1	2:27.072	+0.764	12:16:14.674
2	2:26.977	+0.669	12:18:41.651
3	<b>2:26.308</b>		12:21:07.959
4	2:28.728	+2.420	12:23:36.687
5	2:39.526	+13.218	12:26:16.213
6	2:28.075	+1.767	12:28:44.288
7	2:27.702	+1.394	12:31:11.990
8	2:50.461	+24.153	12:34:02.451

<b>(12) ALBERTO MARZAL LAZARO</b>			
1	<b>2:29.220</b>		12:16:27.243
2	2:29.589	+0.369	12:18:56.832
3	2:29.609	+0.389	12:21:26.441
4	2:32.022	+2.802	12:23:58.463

5	2:32.390	+3.170	12:26:30.853
6	2:33.421	+4.201	12:29:04.274
7	2:35.662	+6.442	12:31:39.936
8	2:39.052	+9.832	12:34:18.988

<b>(48) OCTAVIO JOSE MATEO PEREZ</b>			
1	2:45.351	+14.941	12:16:30.117
2	<b>2:30.410</b>		12:19:00.527
3	2:31.491	+1.081	12:21:32.018
4	2:33.126	+2.716	12:24:05.144
5	2:36.699	+6.289	12:26:41.843
6	2:35.829	+5.419	12:29:17.672
7	2:35.008	+4.598	12:31:52.680
8	2:40.516	+10.106	12:34:33.196

<b>(41) MIGUEL ANGEL LARREN BURGOS</b>			
1	<b>2:33.484</b>		12:16:29.670
2	2:36.213	+2.729	12:19:05.883
3	2:35.155	+1.671	12:21:41.038
4	2:35.361	+1.877	12:24:16.399
5	2:34.853	+1.369	12:26:51.252
6	2:36.707	+3.223	12:29:27.959
7	2:37.434	+3.950	12:32:05.393
8	2:38.371	+4.887	12:34:43.764

<b>(3) PEDRO LOSCOS MARTINEZ</b>			
1	2:35.017	+0.141	12:16:39.212
2	<b>2:34.876</b>		12:19:14.088
3	2:35.551	+0.675	12:21:49.639
4	2:41.475	+6.599	12:24:31.114
5	2:41.597	+6.721	12:27:12.711
6	2:36.834	+1.958	12:29:49.545
7	2:37.489	+2.613	12:32:27.034
8	2:37.297	+2.421	12:35:04.331

<b>(50) EMILIO JESUS GRACIA GIMENO</b>			
1	2:40.036	+6.374	12:16:43.563
2	2:38.507	+4.845	12:19:22.070
3	2:47.535	+13.873	12:22:09.605
4	2:38.649	+4.987	12:24:48.254
5	2:38.133	+4.471	12:27:26.387
6	<b>2:33.662</b>		12:30:00.049
7	2:38.453	+4.791	12:32:38.502

<b>(73) CRISTIAN LUIS ABAL</b>			
1	<b>2:36.619</b>		12:16:42.115
2	2:39.485	+2.866	12:19:21.600
3	2:39.819	+3.200	12:22:01.419
4	2:41.123	+4.504	12:24:42.542
5	2:39.703	+3.084	12:27:22.245
6	2:37.886	+1.267	12:30:00.131
7	2:43.688	+7.069	12:32:43.819

<b>(42) AGUSTI DURO VALLS</b>			
1	<b>2:31.421</b>		12:16:25.511
2	3:36.144	+1:04.723	12:20:01.655
3	2:33.576	+2.155	12:22:35.231
4	2:32.090	+0.669	12:25:07.321
5	2:34.881	+3.460	12:27:42.202
6	2:39.023	+7.602	12:30:21.225
7	2:41.096	+9.675	12:33:02.321

<b>(96) AITOR ZORITA CONDE</b>			
1	<b>2:48.811</b>		12:17:01.051
2	2:53.312	+4.501	12:19:54.363
3	2:55.101	+6.290	12:22:49.464

Jefe de cronometraje

Orbits

El Jefe de Cronometraje

El Director de Carrera

El/los Comisarios Deportivos

Provisional

Definitiva

Hora:

Hora:

Hora:



Calanda, Camp. Aragón MX

Clasificado por vueltas

Veteranos

Calanda 1,500 km

Segunda Manga

15/05/2011 13:50

Carrera (15:00 y 2 Vueltas) iniciado a 14:35:04

Pos.	Nº	Nombre	Vueltas	Total T°	Dif. resp. 1°	Mejor Tm Club	Marca
1	4	ANTONIO PEREZ CUEN	8	21:37.552		2:20.652 Esc. R.T.S.	KAWASAKI
2	222	JESUS HERRERO CATALAN	8	21:41.452	3.900	2:20.036 C.M. Alcañiz	YAMAHA
3	19	JAVIER ROMERO LACUEVA	8	21:44.975	7.423	2:22.247 Mc. Bajo Aragón	KTM
4	25	JUAN CARLOS LLUCH LIARTE	8	21:50.738	13.186	2:20.949 Mc. Zuera	KAWASAKI
5	75	PEDRO MANUEL AMADOR RODRIGUEZ	8	22:48.486	1:10.934	2:26.243 Mc. Kamoto	HONDA
6	968	FRANCISCO JAVIER CABRERA GUARDIOLA	8	22:51.525	1:13.973	2:29.269 Mc. Fraga	KAWASAKI
7	48	OCTAVIO JOSE MATEO PEREZ	8	23:37.800	2:00.248	2:31.899 Mc. Calatayud	YAMAHA
8	12	ALBERTO MARZAL LAZARO	8	23:42.684	2:05.132	2:35.046 Mc. Zuera	SUZUKI
9	50	EMILIO JESUS GRACIA GIMENO	7	21:52.506	1 Vuelta	2:39.292 Tauste Mc.	HONDA
10	42	AGUSTI DURO VALLS	7	21:59.297	1 Vuelta	2:36.622 Mc Segre	HONDA
11	41	MIGUEL ANGEL LARREN BURGOS	7	22:12.139	1 Vuelta	2:41.989 Mc. Calatayud	YAMAHA
12	73	CRISTIAN LUIS ABAL	7	22:17.078	1 Vuelta	2:44.003 Pm. Oscense	
13	3	PEDRO LOSCOS MARTINEZ	7	22:40.073	1 Vuelta	2:42.438 Mc. Cerro Blanc	KAWASAKI
14	96	AITOR ZORITA CONDE	6	24:03.743	2 Vueltas	3:07.228 Tauste Mc.	KAWASAKI

Márgen de victoria	Velocidad media	Mejor t° de vuelta	Mejor Vel.	Mejor vuelta para
3.900	33,293	2:20.036	38,562	222 - JESUS HERRERO CATALAN

Jefe de cronometraje

Orbits

El Jefe de Cronometraje

El Director de Carrera

El/los Comisarios Deportivos

Provisional

Definitiva

Hora:

Hora:

Hora:







Calanda, Camp. Aragón MX

Veteranos

Calanda 1,500 km

Segunda Manga

15/05/2011 13:50

Carrera (15:00 y 2 Vueltas) iniciado a 14:35:04

Lap	Lap Tm	Diff	Time of Day
<b>(4) ANTONIO PEREZ CUEN</b>			
1	<b>2:20.652</b>		14:39:51.989
2	2:23.084	+2.432	14:42:15.073
3	2:23.699	+3.047	14:44:38.772
4	2:22.124	+1.472	14:47:00.896
5	2:22.570	+1.918	14:49:23.466
6	2:22.861	+2.209	14:51:46.327
7	2:26.021	+5.369	14:54:12.348
8	2:29.687	+9.035	14:56:42.035

Lap	Lap Tm	Diff	Time of Day
<b>(222) JESUS HERRERO CATALAN</b>			
1	2:26.399	+6.363	14:40:03.673
2	2:22.729	+2.693	14:42:26.402
3	2:22.697	+2.661	14:44:49.099
4	2:22.131	+2.095	14:47:11.230
5	<b>2:20.036</b>		14:49:31.266
6	2:23.214	+3.178	14:51:54.480
7	2:25.954	+5.918	14:54:20.434
8	2:25.501	+5.465	14:56:45.935

Lap	Lap Tm	Diff	Time of Day
<b>(19) JAVIER ROMERO LACUEVA</b>			
1	2:24.078	+1.831	14:39:57.655
2	2:22.481	+0.234	14:42:20.136
3	<b>2:22.247</b>		14:44:42.383
4	2:23.473	+1.226	14:47:05.856
5	2:23.677	+1.430	14:49:29.533
6	2:26.307	+4.060	14:51:55.840
7	2:27.354	+5.107	14:54:23.194
8	2:26.264	+4.017	14:56:49.458

Lap	Lap Tm	Diff	Time of Day
<b>(25) JUAN CARLOS LLUCH LIARTE</b>			
1	2:25.618	+4.669	14:40:01.251
2	2:22.557	+1.608	14:42:23.808
3	2:23.047	+2.098	14:44:46.855
4	2:22.686	+1.737	14:47:09.541
5	<b>2:20.949</b>		14:49:30.490
6	2:27.379	+6.430	14:51:57.869
7	2:27.731	+6.782	14:54:25.600
8	2:29.621	+8.672	14:56:55.221

Lap	Lap Tm	Diff	Time of Day
<b>(75) PEDRO MANUEL AMADOR RODRIGUEZ</b>			
1	2:32.208	+5.965	14:40:18.747
2	2:33.013	+6.770	14:42:51.760
3	<b>2:26.243</b>		14:45:18.003
4	2:28.640	+2.397	14:47:46.643
5	2:30.975	+4.732	14:50:17.618
6	2:31.241	+4.998	14:52:48.859
7	2:31.361	+5.118	14:55:20.220
8	2:32.749	+6.506	14:57:52.969

Lap	Lap Tm	Diff	Time of Day
<b>(968) FRANCISCO JAVIER CABRERA GUARDIOLA</b>			
1	<b>2:29.269</b>		14:40:13.272
2	2:29.917	+0.648	14:42:43.189
3	2:30.760	+1.491	14:45:13.949
4	2:30.858	+1.589	14:47:44.807
5	2:34.483	+5.214	14:50:19.290
6	2:31.756	+2.487	14:52:51.046
7	2:31.799	+2.530	14:55:22.845
8	2:33.163	+3.894	14:57:56.008

Lap	Lap Tm	Diff	Time of Day
<b>(48) OCTAVIO JOSE MATEO PEREZ</b>			
1	<b>2:31.899</b>		14:40:16.497
2	2:33.328	+1.429	14:42:49.825
3	2:36.219	+4.320	14:45:26.044
4	2:37.963	+6.064	14:48:04.007

Lap	Lap Tm	Diff	Time of Day
5	2:39.540	+7.641	14:50:43.547
6	2:39.154	+7.255	14:53:22.701
7	2:36.724	+4.825	14:55:59.425
8	2:42.858	+10.959	14:58:42.283

Lap	Lap Tm	Diff	Time of Day
<b>(12) ALBERTO MARZAL LAZARO</b>			
1	2:36.494	+1.448	14:40:25.793
2	<b>2:35.046</b>		14:43:00.839
3	2:35.998	+0.952	14:45:36.837
4	2:36.345	+1.299	14:48:13.182
5	2:38.502	+3.456	14:50:51.684
6	2:36.530	+1.484	14:53:28.214
7	2:37.859	+2.813	14:56:06.073
8	2:41.094	+6.048	14:58:47.167

Lap	Lap Tm	Diff	Time of Day
<b>(50) EMILIO JESUS GRACIA GIMENO</b>			
1	2:43.050	+3.758	14:40:41.007
2	2:44.730	+5.438	14:43:25.737
3	<b>2:39.292</b>		14:46:05.029
4	2:40.617	+1.325	14:48:45.646
5	2:40.144	+0.852	14:51:25.790
6	2:45.280	+5.988	14:54:11.070
7	2:45.919	+6.627	14:56:56.989

Lap	Lap Tm	Diff	Time of Day
<b>(42) AGUSTI DURO VALLS</b>			
1	2:44.917	+8.295	14:40:48.193
2	2:41.576	+4.954	14:43:29.769
3	2:39.911	+3.289	14:46:09.680
4	<b>2:36.622</b>		14:48:46.302
5	2:39.419	+2.797	14:51:25.721
6	2:42.288	+5.666	14:54:08.009
7	2:55.771	+19.149	14:57:03.780

Lap	Lap Tm	Diff	Time of Day
<b>(41) MIGUEL ANGEL LARREN BURGOS</b>			
1	<b>2:41.989</b>		14:40:43.650
2	2:43.080	+1.091	14:43:26.730
3	2:42.307	+0.318	14:46:09.037
4	2:45.910	+3.921	14:48:54.947
5	2:46.517	+4.528	14:51:41.464
6	2:50.174	+8.185	14:54:31.638
7	2:44.984	+2.995	14:57:16.622

Lap	Lap Tm	Diff	Time of Day
<b>(73) CRISTIAN LUIS ABAL</b>			
1	2:45.558	+1.555	14:40:47.948
2	2:45.124	+1.121	14:43:33.072
3	2:45.355	+1.352	14:46:18.427
4	<b>2:44.003</b>		14:49:02.430
5	2:45.923	+1.920	14:51:48.353
6	2:44.250	+0.247	14:54:32.603
7	2:48.958	+4.955	14:57:21.561

Lap	Lap Tm	Diff	Time of Day
<b>(3) PEDRO LOSCOS MARTINEZ</b>			
1	2:45.311	+2.873	14:40:40.665
2	3:06.140	+23.702	14:43:46.805
3	2:43.445	+1.007	14:46:30.250
4	2:44.229	+1.791	14:49:14.479
5	<b>2:42.438</b>		14:51:56.917
6	3:00.387	+17.949	14:54:57.304
7	2:47.252	+4.814	14:57:44.556

Lap	Lap Tm	Diff	Time of Day
<b>(96) AITOR ZORITA CONDE</b>			
1	<b>3:07.228</b>		14:41:37.598
2	3:22.243	+15.015	14:44:59.841
3	3:22.597	+15.369	14:48:22.438
4	3:15.255	+8.027	14:51:37.693
5	3:21.970	+14.742	14:54:59.663

Jefe de cronometraje

Orbits

El Jefe de Cronometraje

Hora:

El Director de Carrera

Hora:

El/los Comisarios Deportivos

Hora:

Provisional

Definitiva




Calanda, Camp. Aragón MX

Veteranos

Calanda 1,500 km

Final Veteranos



Pos.	Nº	Nombre	Total puntos	R1.	R2.	Marca	Club
1	4	ANTONIO PEREZ CUEN	50	25	25	KAWASAKI	Esc. R.T.S.
2	19	JAVIER ROMERO LACUEVA	42	22	20	KTM	Mc. Bajo Aragón
3	222	JESUS HERRERO CATALAN	40	18	22	YAMAHA	C.M. Alcañiz
4	25	JUAN CARLOS LLUCH LIARTE	38	20	18	KAWASAKI	Mc. Zuera
5	75	PEDRO MANUEL AMADOR RODRIGUEZ	32	16	16	HONDA	Mc. Kamoto
6	968	FRANCISCO JAVIER CABRERA GUARDIOLA	30	15	15	KAWASAKI	Mc. Fraga
7	48	OCTAVIO JOSE MATEO PEREZ	27	13	14	YAMAHA	Mc. Calatayud
8	12	ALBERTO MARZAL LAZARO	27	14	13	SUZUKI	Mc. Zuera
9	50	EMILIO JESUS GRACIA GIMENO	22	10	12	HONDA	Tauste Mc.
10	41	MIGUEL ANGEL LARREN BURGOS	22	12	10	YAMAHA	Mc. Calatayud
11	42	AGUSTI DURO VALLS	19	8	11	HONDA	Mc Segre
12	3	PEDRO LOSCOS MARTINEZ	19	11	8	KAWASAKI	Mc. Cerro Blanco
13	73	CRISTIAN LUIS ABAL	18	9	9		Pm. Oscense
14	96	AITOR ZORITA CONDE	14	7	7	KAWASAKI	Tauste Mc.

Jefe de cronometraje

Orbits

El Jefe de Cronometraje

El Director de Carrera

El/los Comisarios Deportivos

Provisional

Definitiva



Hora:

Hora:

Hora: