



Federación Aragonesa
de Motociclismo



**GOBIERNO
DE ARAGON**

Zuera, Camp. Aragón MX

Clasificado por mejor tiempo de vuelta

MX 1

L. Imaz, Zuera 1,700 km

Entrenos Oficiales

30/01/2011 10:25

Clasificación (15:00 Tiempo) iniciado a 10:20:08

Pos.	Nº	Nombre	Mejor Tm	Dif. 1º	En Vlt.	Marca	Club
1	99	ANDRES BERNADAUS VILLANUA	2:24.831		5	HUSABERG	C.M. Epila
2	39	YOEL LOPEZ MARTIN	2:30.953	6.122	2	KAWASAKI	Mc. Villa de Utrilla
3	33	RAUL TELLO SALAS	2:30.980	6.149	5	KAWASAKI	Esc. R.T.S.
4	95	HAYMAR MARTZILLA IRASTORZA	2:32.264	7.433	6	SUZUKI	
5	88	MIGUEL MAROTO ROYO	2:32.755	7.924	4	KTM	A.D. Aragon Sport
6	74	JUAN CARLOS REY ALLUE	2:33.603	8.772	3	HONDA	Sinesponsor Racir
7	17	JAVIER TELLO FERNANDEZ	2:34.461	9.630	5	HONDA	
8	14	HECTOR GABRIEL BAZAN GODOY	2:36.448	11.617	6		Mc. Cerro Blanco
9	104	HECTOR ROMAN ROMAN	2:36.849	12.018	2	YAMAHA	MC V. de Tabuenc
10	4	ANTONIO PEREZ CUEN	2:38.656	13.825	3	KAWASAKI	Esc. R.T.S.
11	80	SEBASTIAN P. LOPEZ GUERRERO	2:44.006	19.175	5		
12	7	CESAR FERNANDEZ GARCIA	2:44.356	19.525	3		Sinesponsor Racir
13	26	RAMON MAZA HURTADO	2:44.943	20.112	2		Mc. Monegros
14	101	MANUEL FERRER COLOMINA	2:51.748	26.917	4	KTM	Sinesponsor Racir
15	79	IVAN SEGURA SABADO	2:52.004	27.173	4	HUSABERG	C.M. Alcañiz
16	22	EKAITZ BILLALABEITIA UGARTE	2:54.213	29.382	4	SUZUKI	
17	6	DAVID GARCIA TEMPRADO	2:55.417	30.586	3	KAWASAKI	Esc. R.T.S.
18	191	RUBEN SANCHEZ MARTIN	2:58.526	33.695	5	YAMAHA	Mc. Villa de Utrilla
19	28	JAVIER MUGUERZA GUIRAL	3:07.582	42.751	2	HONDA	Mc. Monegros
20	81	LUIS CASADO GARCIA	3:23.301	58.470	3	YAMAHA	A.D.M. La Almunia
21	8	DANIEL LLORENTE BUENO	3:23.812	58.981	2	KAWASAKI	Mc. Calatayud
22	111	IVAN SANCHEZ FRANCO	3:24.895	1:00.064	3	KAWASAKI	Mc. Calatayud
23	9	DANIEL RAMOS MONGE	3:38.338	1:13.507	2	KAWASAKI	Mc. Calatayud
24	77	JORDI TOMAS JIMENEZ	3:44.662	1:19.831	3	SUZUKI	

Orbits

El Jefe de Cronometraje

El Director de Carrera

El/los Comisarios Deportivos

Provisional

Definitiva

Hora:

Hora:

Hora:





Zuera, Camp. Aragón MX

MX 1

L. Imaz, Zuera 1,700 km

Entrenos Oficiales

30/01/2011 10:25

Clasificación (15:00 Tiempo) iniciado a 10:20:08

Lap	Lap Tm	Diff	Time of Day
(99) ANDRES BERNADAUS VILLANUA			
1			10:22:54.238
2	2:42.302	+17.471	10:25:36.540
3	2:31.334	+6.503	10:28:07.874
4	2:28.314	+3.483	10:30:36.188
5	2:24.831		10:33:01.019
6	2:26.972	+2.141	10:35:27.991

Lap	Lap Tm	Diff	Time of Day
(39) YOEL LOPEZ MARTIN			
1			10:24:10.909
2	2:30.953		10:26:41.862
3	3:09.792	+38.839	10:29:51.654
4	2:49.339	+18.386	10:32:40.993
5	2:32.705	+1.752	10:35:13.698

Lap	Lap Tm	Diff	Time of Day
(33) RAUL TELLO SALAS			
1			10:23:26.992
2	2:34.746	+3.766	10:26:01.738
3	2:40.941	+9.961	10:28:42.679
4	2:42.766	+11.786	10:31:25.445
5	2:30.980		10:33:56.425

Lap	Lap Tm	Diff	Time of Day
(95) HAYMAR MARTZILLA IRASTORZA			
1			10:23:06.539
2	2:36.616	+4.352	10:25:43.155
3	3:14.150	+41.886	10:28:57.305
4	2:35.827	+3.563	10:31:33.132
5	2:47.818	+15.554	10:34:20.950
6	2:32.264		10:36:53.214

Lap	Lap Tm	Diff	Time of Day
(88) MIGUEL MAROTO ROYO			
1			10:23:43.942
2	2:35.560	+2.805	10:26:19.502
3	3:16.112	+43.357	10:29:35.614
4	2:32.755		10:32:08.369
5	3:04.200	+31.445	10:35:12.569

Lap	Lap Tm	Diff	Time of Day
(74) JUAN CARLOS REY ALLUE			
1			10:23:48.730
2	2:38.781	+5.178	10:26:27.511
3	2:33.603		10:29:01.114
4	2:35.033	+1.430	10:31:36.147
5	2:34.944	+1.341	10:34:11.091
6	2:34.530	+0.927	10:36:45.621

Lap	Lap Tm	Diff	Time of Day
(17) JAVIER TELLO FERNANDEZ			
1			10:22:57.573
2	3:03.183	+28.722	10:26:00.756
3	2:40.011	+5.550	10:28:40.767
4	2:39.390	+4.929	10:31:20.157
5	2:34.461		10:33:54.618
6	3:23.514	+49.053	10:37:18.132

Lap	Lap Tm	Diff	Time of Day
(14) HECTOR GABRIEL BAZAN GODOY			
1			10:23:06.425
2	2:47.739	+11.291	10:25:54.164
3	2:40.031	+3.583	10:28:34.195
4	2:41.575	+5.127	10:31:15.770
5	2:38.025	+1.577	10:33:53.795
6	2:36.448		10:36:30.243

Lap	Lap Tm	Diff	Time of Day
(104) HECTOR ROMAN ROMAN			
1			10:24:57.964
2	2:36.849		10:27:34.813
3	2:38.834	+1.985	10:30:13.647

Lap	Lap Tm	Diff	Time of Day
(4) ANTONIO PEREZ CUEN			
1			10:24:45.769
2	2:38.814	+0.158	10:27:24.583
3	2:38.656		10:30:03.239

Lap	Lap Tm	Diff	Time of Day
(80) SEBASTIAN P. LOPEZ GUERRERO			
1			10:23:18.509
2	2:52.119	+8.113	10:26:10.628
3	2:44.149	+0.143	10:28:54.777
4	3:09.905	+25.899	10:32:04.682
5	2:44.006		10:34:48.688
6	2:45.346	+1.340	10:37:34.034

Lap	Lap Tm	Diff	Time of Day
(7) CESAR FERNANDEZ GARCIA			
1			10:23:14.881
2	2:50.210	+5.854	10:26:05.091
3	2:44.356		10:28:49.447
4	2:50.108	+5.752	10:31:39.555
5	2:49.177	+4.821	10:34:28.732
6	2:44.576	+0.220	10:37:13.308

Lap	Lap Tm	Diff	Time of Day
(26) RAMON MAZA HURTADO			
1			10:23:05.372
2	2:44.943		10:25:50.315
3	2:56.258	+11.315	10:28:46.573
4	2:45.062	+0.119	10:31:31.635
5	3:12.213	+27.270	10:34:43.848

Lap	Lap Tm	Diff	Time of Day
(101) MANUEL FERRER COLOMINA			
1			10:23:39.305
2	3:05.803	+14.055	10:26:45.108
3	2:53.496	+1.748	10:29:38.604
4	2:51.748		10:32:30.352
5	2:59.536	+7.788	10:35:29.888

Lap	Lap Tm	Diff	Time of Day
(79) IVAN SEGURA SABADO			
1			10:23:19.253
2	2:55.762	+3.758	10:26:15.015
3	2:53.066	+1.062	10:29:08.081
4	2:52.004		10:32:00.085
5	2:53.363	+1.359	10:34:53.448

Lap	Lap Tm	Diff	Time of Day
(22) EKAITZ BILLALABEITIA UGARTE			
1			10:23:37.982
2	3:10.786	+16.573	10:26:48.768
3	3:05.597	+11.384	10:29:54.365
4	2:54.213		10:32:48.578
5	2:54.566	+0.353	10:35:43.144

Lap	Lap Tm	Diff	Time of Day
(6) DAVID GARCIA TEMPRADO			
1			10:23:30.963
2	2:57.575	+2.158	10:26:28.538
3	2:55.417		10:29:23.955
4	3:20.972	+25.555	10:32:44.927
5	3:00.696	+5.279	10:35:45.623

Lap	Lap Tm	Diff	Time of Day
(191) RUBEN SANCHEZ MARTIN			
1			10:23:55.512
2	3:05.786	+7.260	10:27:01.298
3	3:05.077	+6.551	10:30:06.375
4	3:03.447	+4.921	10:33:09.822
5	2:58.526		10:36:08.348

Lap	Lap Tm	Diff	Time of Day
(28) JAVIER MUGUERZA GUIRAL			
1			10:23:42.961

Lap	Lap Tm	Diff	Time of Day
2	3:07.582		10:26:50.543
3	3:15.812	+8.230	10:30:06.355
4	3:18.400	+10.818	10:33:24.755

Lap	Lap Tm	Diff	Time of Day
(81) LUIS CASADO GARCIA			
1			10:24:20.251
2	3:24.210	+0.909	10:27:44.461
3	3:23.301		10:31:07.762
4	3:30.674	+7.373	10:34:38.436

Lap	Lap Tm	Diff	Time of Day
(8) DANIEL LLORENTE BUENO			
1			10:23:50.288
2	3:23.812		10:27:14.100
3	4:12.639	+48.827	10:31:26.739
4	4:33.892	+1:10.080	10:36:00.631

Lap	Lap Tm	Diff	Time of Day
(111) IVAN SANCHEZ FRANCO			
1			10:23:56.607
2	3:26.904	+2.009	10:27:23.511
3	3:24.895		10:30:48.406
4	3:26.047	+1.152	10:34:14.453
5	3:26.520	+1.625	10:37:40.973

Lap	Lap Tm	Diff	Time of Day
(9) DANIEL RAMOS MONGE			
1			10:23:54.109
2	3:38.338		10:27:32.447
3	3:57.430	+19.092	10:31:29.877
4	4:36.503	+58.165	10:36:06.380

Lap	Lap Tm	Diff	Time of Day
(77) JORDI TOMAS JIMENEZ			
1			10:24:23.141
2	3:48.566	+3.904	10:28:11.707
3	3:44.662		10:31:56.369

Orbits

El Jefe de Cronometraje

El Director de Carrera

El/los Comisarios Deportivos

Provisional

Definitiva

Hora:

Hora:

Hora:





Zuera, Camp. Aragón MX

Clasificado por vueltas

MX 1

L. Imaz, Zuera 1,700 km

Primera Manga

30/01/2011 12:05

Carrera (20:00 y 2 Vueltas) iniciado a 12:12:29

Pos.	N°	Nombre	Vit.	Dif. 1°	Total T°	Mejor Tm	Club	Marca
1	99	ANDRES BERNADAUS VILLANUA	11		26:43.433	2:21.420	C.M. Epila	HUSABERG
2	33	RAUL TELLO SALAS	11	1:17.733	28:01.166	2:24.283	Esc. R.T.S.	KAWASAKI
3	74	JUAN CARLOS REY ALLUE	11	1:29.732	28:13.165	2:30.935	Sinesponsor Rac	HONDA
4	39	YOEL LOPEZ MARTIN	11	2:08.257	28:51.690	2:33.172	Mc. Villa de Utri	KAWASAKI
5	7	CESAR FERNANDEZ GARCIA	11	2:22.355	29:05.788	2:34.156	Sinesponsor Rac	
6	104	HECTOR ROMAN ROMAN	11	2:38.996	29:22.429	2:36.006	MC V. de Tabuer	YAMAHA
7	88	MIGUEL MAROTO ROYO	10	1 Vuelta	26:46.741	2:35.848	A.D. Aragon Spc	KTM
8	14	HECTOR GABRIEL BAZAN GODOY	10	1 Vuelta	27:11.325	2:38.849	Mc. Cerro Blanc	
9	17	JAVIER TELLO FERNANDEZ	10	1 Vuelta	27:36.467	2:38.870		HONDA
10	79	IVAN SEGURA SABADO	10	1 Vuelta	27:37.934	2:41.575	C.M. Alcañiz	HUSABERG
11	80	SEBASTIAN P. LOPEZ GUERRERO	10	1 Vuelta	27:51.143	2:43.172		
12	26	RAMON MAZA HURTADO	10	1 Vuelta	28:39.005	2:44.224	Mc. Monegros	
13	101	MANUEL FERRER COLOMINA	10	1 Vuelta	28:40.662	2:47.415	Sinesponsor Rac	KTM
14	22	EKAITZ BILLALABEITIA UGARTE	10	1 Vuelta	28:52.290	2:46.673		SUZUKI
15	6	DAVID GARCIA TEMPRADO	10	1 Vuelta	28:52.845	2:48.003	Esc. R.T.S.	KAWASAKI
16	28	JAVIER MUGUERZA GUIRAL	9	2 Vueltas	27:22.196	2:55.536	Mc. Monegros	HONDA
17	191	RUBEN SANCHEZ MARTIN	9	2 Vueltas	28:27.960	3:02.344	Mc. Villa de Utri	YAMAHA
18	77	JORDI TOMAS JIMENEZ	9	2 Vueltas	28:51.123	3:05.711		SUZUKI
19	81	LUIS CASADO GARCIA	9	2 Vueltas	28:51.880	3:07.848	A.D.M. La Almur	YAMAHA
20	111	IVAN SANCHEZ FRANCO	9	2 Vueltas	29:16.040	3:06.738	Mc. Calatayud	KAWASAKI

No clasificado (75% = 9 Vueltas)

	8	DANIEL LLORENTE BUENO	8	3 Vueltas	27:27.198	3:17.431	Mc. Calatayud	KAWASAKI
	9	DANIEL RAMOS MONGE	8	3 Vueltas	29:42.477	3:18.874	Mc. Calatayud	KAWASAKI
NT	95	HAYMAR MARTZILLA IRASTORZA	3	NT	8:07.148	2:33.601		SUZUKI
NT	4	ANTONIO PEREZ CUEN		NT			Esc. R.T.S.	KAWASAKI

Margin of Victory	Avg. Speed	Best Lap Tm	Best Spd	Best Lap by
1:17.733	41,985	2:21.420	43,275	99 - ANDRES BERNADAUS VILLA

Orbits

El Jefe de Cronometraje

El Director de Carrera

El/los Comisarios Deportivos

Provisional

Definitiva

Hora:

Hora:

Hora:





Zuera, Camp. Aragón MX

MX 1

L. Imaz, Zuera 1,700 km

Primera Manga

30/01/2011 12:05

Carrera (20:00 y 2 Vueltas) iniciado a 12:12:29

Lap	Lap Tm	Diff	Time of Day
(99) ANDRES BERNADAUS VILLANUA			
1			12:15:03.079
2	2:21.420		12:17:24.499
3	2:24.430	+3.010	12:19:48.929
4	2:25.136	+3.716	12:22:14.065
5	2:26.196	+4.776	12:24:40.261
6	2:26.701	+5.281	12:27:06.962
7	2:26.734	+5.314	12:29:33.696
8	2:24.926	+3.506	12:31:58.622
9	2:26.618	+5.198	12:34:25.240
10	2:23.936	+2.516	12:36:49.176
11	2:24.041	+2.621	12:39:13.217

Lap	Lap Tm	Diff	Time of Day
(33) RAUL TELLO SALAS			
1			12:15:03.368
2	2:24.283		12:17:27.651
3	2:34.642	+10.359	12:20:02.293
4	2:31.741	+7.458	12:22:34.034
5	2:33.107	+8.824	12:25:07.141
6	2:29.410	+5.127	12:27:36.551
7	2:32.497	+8.214	12:30:09.048
8	2:33.398	+9.115	12:32:42.446
9	2:31.044	+6.761	12:35:13.490
10	2:37.834	+13.551	12:37:51.324
11	2:39.626	+15.343	12:40:30.950

Lap	Lap Tm	Diff	Time of Day
(74) JUAN CARLOS REY ALLUE			
1			12:15:02.803
2	2:32.141	+1.206	12:17:34.944
3	2:31.704	+0.769	12:20:06.648
4	2:30.935		12:22:37.583
5	2:34.289	+3.354	12:25:11.872
6	2:33.659	+2.724	12:27:45.531
7	2:33.653	+2.718	12:30:19.184
8	2:33.632	+2.697	12:32:52.816
9	2:37.905	+6.970	12:35:30.721
10	2:37.066	+6.131	12:38:07.787
11	2:35.162	+4.227	12:40:42.949

Lap	Lap Tm	Diff	Time of Day
(39) YOEL LOPEZ MARTIN			
1			12:15:12.816
2	2:33.172		12:17:45.988
3	2:34.914	+1.742	12:20:20.902
4	2:34.151	+0.979	12:22:55.053
5	2:35.608	+2.436	12:25:30.661
6	2:46.358	+13.186	12:28:17.019
7	2:37.299	+4.127	12:30:54.318
8	2:41.267	+8.095	12:33:35.585
9	2:34.971	+1.799	12:36:10.556
10	2:35.863	+2.691	12:38:46.419
11	2:35.055	+1.883	12:41:21.474

Lap	Lap Tm	Diff	Time of Day
(7) CESAR FERNANDEZ GARCIA			
1			12:15:15.160
2	2:38.295	+4.139	12:17:53.455
3	2:40.933	+6.777	12:20:34.388
4	2:36.403	+2.247	12:23:10.791
5	2:37.914	+3.758	12:25:48.705
6	2:38.730	+4.574	12:28:27.435
7	2:38.805	+4.649	12:31:06.240
8	2:34.370	+0.214	12:33:40.610
9	2:34.156		12:36:14.766
10	2:35.804	+1.648	12:38:50.570
11	2:45.002	+10.846	12:41:35.572

Lap	Lap Tm	Diff	Time of Day
(104) HECTOR ROMAN ROMAN			
1			12:15:11.729
2	2:40.935	+4.929	12:17:52.664
3	2:46.172	+10.166	12:20:38.836
4	2:36.466	+0.460	12:23:15.302
5	2:38.086	+2.080	12:25:53.388
6	2:39.012	+3.006	12:28:32.400
7	2:38.303	+2.297	12:31:10.703
8	2:36.006		12:33:46.709
9	2:41.291	+5.285	12:36:28.000
10	2:39.736	+3.730	12:39:07.736
11	2:44.477	+8.471	12:41:52.213

Lap	Lap Tm	Diff	Time of Day
(88) MIGUEL MAROTO ROYO			
1			12:15:41.237
2	2:39.139	+3.291	12:18:20.376
3	2:36.817	+0.969	12:20:57.193
4	2:37.647	+1.799	12:23:34.840
5	2:37.998	+2.150	12:26:12.838
6	2:35.848		12:28:48.686
7	2:36.516	+0.668	12:31:25.202
8	2:37.686	+1.838	12:34:02.888
9	2:36.690	+0.842	12:36:39.578
10	2:36.947	+1.099	12:39:16.525

Lap	Lap Tm	Diff	Time of Day
(14) HECTOR GABRIEL BAZAN GODOY			
1			12:15:11.548
2	2:40.203	+1.354	12:17:51.751
3	2:40.563	+1.714	12:20:32.314
4	2:38.849		12:23:11.163
5	2:51.441	+12.592	12:26:02.604
6	2:44.738	+5.889	12:28:47.342
7	2:42.291	+3.442	12:31:29.633
8	2:43.320	+4.471	12:34:12.953
9	2:42.580	+3.731	12:36:55.533
10	2:45.576	+6.727	12:39:41.109

Lap	Lap Tm	Diff	Time of Day
(17) JAVIER TELLO FERNANDEZ			
1			12:15:10.737
2	2:41.237	+2.367	12:17:51.974
3	3:12.953	+34.083	12:21:04.927
4	2:40.652	+1.782	12:23:45.579
5	2:38.870		12:26:24.449
6	2:39.974	+1.104	12:29:04.423
7	2:39.063	+0.193	12:31:43.486
8	2:45.836	+6.966	12:34:29.322
9	2:48.781	+9.911	12:37:18.103
10	2:48.148	+9.278	12:40:06.251

Lap	Lap Tm	Diff	Time of Day
(79) IVAN SEGURA SABADO			
1			12:15:23.066
2	2:48.052	+6.477	12:18:11.118
3	2:45.292	+3.717	12:20:56.410
4	2:45.914	+4.339	12:23:42.324
5	2:44.951	+3.376	12:26:27.275
6	2:46.908	+5.333	12:29:14.183
7	2:45.719	+4.144	12:31:59.902
8	2:41.575		12:34:41.477
9	2:43.683	+2.108	12:37:25.160
10	2:42.558	+0.983	12:40:07.718

Lap	Lap Tm	Diff	Time of Day
(80) SEBASTIAN P. LOPEZ GUERRERO			
1			12:15:22.196
2	2:44.823	+1.651	12:18:07.019
3	2:45.091	+1.919	12:20:52.110
4	2:46.048	+2.876	12:23:38.158

Lap	Lap Tm	Diff	Time of Day
5	2:43.172		12:26:21.330
6	2:45.944	+2.772	12:29:07.274
7	2:50.239	+7.067	12:31:57.513
8	2:46.592	+3.420	12:34:44.105
9	2:43.690	+0.518	12:37:27.795
10	2:53.132	+9.960	12:40:20.927

Lap	Lap Tm	Diff	Time of Day
(26) RAMON MAZA HURTADO			
1			12:16:03.818
2	2:50.638	+6.414	12:18:54.456
3	2:47.190	+2.966	12:21:41.646
4	2:44.224		12:24:25.870
5	2:45.346	+1.122	12:27:11.216
6	2:45.272	+1.048	12:29:56.488
7	2:44.394	+0.170	12:32:40.882
8	2:46.135	+1.911	12:35:27.017
9	2:50.322	+6.098	12:38:17.339
10	2:51.450	+7.226	12:41:08.789

Lap	Lap Tm	Diff	Time of Day
(101) MANUEL FERRER COLOMINA			
1			12:15:32.688
2	2:56.565	+9.150	12:18:29.253
3	2:54.753	+7.338	12:21:24.006
4	2:49.295	+1.880	12:24:13.301
5	2:50.480	+3.065	12:27:03.781
6	2:51.117	+3.702	12:29:54.898
7	2:47.415		12:32:42.313
8	2:51.307	+3.892	12:35:33.620
9	2:48.536	+1.121	12:38:22.156
10	2:48.290	+0.875	12:41:10.446

Lap	Lap Tm	Diff	Time of Day
(22) EKAITZ BILLALABEITIA UGARTE			
1			12:15:26.799
2	2:46.673		12:18:13.472
3	2:49.025	+2.352	12:21:02.497
4	2:58.568	+11.895	12:24:01.065
5	2:59.037	+12.364	12:27:00.102
6	2:55.474	+8.801	12:29:55.576
7	2:52.987	+6.314	12:32:48.563
8	2:51.883	+5.210	12:35:40.446
9	2:51.508	+4.835	12:38:31.954
10	2:50.120	+3.447	12:41:22.074

Lap	Lap Tm	Diff	Time of Day
(6) DAVID GARCIA TEMPRADO			
1			12:15:28.476
2	2:51.220	+3.217	12:18:19.696
3	2:49.668	+1.665	12:21:09.364
4	2:48.003		12:23:57.367
5	2:50.856	+2.853	12:26:48.223
6	2:53.118	+5.115	12:29:41.341
7	2:55.206	+7.203	12:32:36.547
8	2:57.384	+9.381	12:35:33.931
9	2:52.044	+4.041	12:38:25.975
10	2:56.654	+8.651	12:41:22.629

Lap	Lap Tm	Diff	Time of Day
(28) JAVIER MUGUERZA GUIRAL			
1			12:15:26.411
2	3:01.368	+5.832	12:18:27.779
3	2:56.500	+0.964	12:21:24.279
4	2:55.536		12:24:19.815
5	2:58.735	+3.199	12:27:18.550
6	3:02.875	+7.339	12:30:21.425
7	3:23.733	+28.197	12:33:45.158
8	3:01.556	+6.020	12:36:46.714
9	3:05.266	+9.730	12:39:51.980

Orbits

El Jefe de Cronometraje

El Director de Carrera

El/los Comisarios Deportivos

Provisional

Definitiva

Hora:

Hora:

Hora:





Zuera, Camp. Aragón MX

MX 1

L. Imaz, Zuera 1,700 km

Primera Manga

30/01/2011 12:05

Carrera (20:00 y 2 Vueltas) iniciado a 12:12:29

Lap	Lap Tm	Diff	Time of Day
(191) RUBEN SANCHEZ MARTIN			
1			12:15:51.242
2	3:09.991	+7.647	12:19:01.233
3	3:06.792	+4.448	12:22:08.025
4	3:02.344		12:25:10.369
5	3:14.084	+11.740	12:28:24.453
6	3:05.681	+3.337	12:31:30.134
7	3:08.518	+6.174	12:34:38.652
8	3:11.617	+9.273	12:37:50.269
9	3:07.475	+5.131	12:40:57.744

Lap	Lap Tm	Diff	Time of Day
(77) JORDI TOMAS JIMENEZ			
1			12:15:56.158
2	3:11.852	+6.141	12:19:08.010
3	3:14.311	+8.600	12:22:22.321
4	3:11.870	+6.159	12:25:34.191
5	3:16.968	+11.257	12:28:51.159
6	3:09.980	+4.269	12:32:01.139
7	3:06.744	+1.033	12:35:07.883
8	3:07.313	+1.602	12:38:15.196
9	3:05.711		12:41:20.907

Lap	Lap Tm	Diff	Time of Day
(81) LUIS CASADO GARCIA			
1			12:15:50.005
2	3:09.290	+1.442	12:18:59.295
3	3:07.848		12:22:07.143
4	3:14.802	+6.954	12:25:21.945
5	3:12.848	+5.000	12:28:34.793
6	3:09.717	+1.869	12:31:44.510
7	3:12.688	+4.840	12:34:57.198
8	3:13.145	+5.297	12:38:10.343
9	3:11.321	+3.473	12:41:21.664

Lap	Lap Tm	Diff	Time of Day
(111) IVAN SANCHEZ FRANCO			
1			12:15:48.906
2	3:18.118	+11.380	12:19:07.024
3	3:11.079	+4.341	12:22:18.103
4	3:14.619	+7.881	12:25:32.722
5	3:14.030	+7.292	12:28:46.752
6	3:12.338	+5.600	12:31:59.090
7	3:11.274	+4.536	12:35:10.364
8	3:06.738		12:38:17.102
9	3:28.722	+21.984	12:41:45.824

Lap	Lap Tm	Diff	Time of Day
(8) DANIEL LLORENTE BUENO			
1			12:15:52.720
2	3:17.431		12:19:10.151
3	3:19.608	+2.177	12:22:29.759
4	3:22.959	+5.528	12:25:52.718
5	3:26.427	+8.996	12:29:19.145
6	3:39.018	+21.587	12:32:58.163
7	3:25.402	+7.971	12:36:23.565
8	3:33.417	+15.986	12:39:56.982

Lap	Lap Tm	Diff	Time of Day
(9) DANIEL RAMOS MONGE			
1			12:15:48.303
2	3:18.874		12:19:07.177
3	3:28.983	+10.109	12:22:36.160
4	3:37.073	+18.199	12:26:13.233
5	3:43.932	+25.058	12:29:57.165
6	4:29.008	+1:10.134	12:34:26.173
7	3:55.159	+36.285	12:38:21.332
8	3:50.929	+32.055	12:42:12.261

Lap	Lap Tm	Diff	Time of Day
(95) HAYMAR MARTZILLA IRASTORZA			
1			12:15:27.991

Lap	Lap Tm	Diff	Time of Day
2	2:33.601		12:18:01.592
3	2:35.340	+1.739	12:20:36.932

Lap	Lap Tm	Diff	Time of Day
-----	--------	------	-------------

El Jefe de Cronometraje

El Director de Carrera

El/los Comisarios Deportivos

Provisional

Definitiva

Hora:

Hora:

Hora:

Orbits





Zuera, Camp. Aragón MX

Clasificado por vueltas

MX 1

L. Imaz, Zuera 1,700 km

Segunda Manga

30/01/2011 13:50

Carrera (20:00 y 2 Vueltas) iniciado a 14:05:57

Pos.	N°	Nombre	Vit.	Dif. 1°	Total T°	Mejor Tm	Club	Marca
1	99	ANDRES BERNADAUS VILLANUA	11		27:05.697	2:23.364	C.M. Epila	HUSABERG
2	33	RAUL TELLO SALAS	11	21.395	27:27.092	2:24.877	Esc. R.T.S.	KAWASAKI
3	98	SERGIO VALERA RODRIGUEZ	11	1:03.444	28:09.141	2:30.969	Mc. Villa de Utri	KAWASAKI
4	74	JUAN CARLOS REY ALLUE	11	1:19.732	28:25.429	2:31.969	Sinesponsor Rac	HONDA
5	88	MIGUEL MAROTO ROYO	11	1:46.157	28:51.854	2:32.810	A.D. Aragon Spc	KTM
6	104	HECTOR ROMAN ROMAN	11	1:59.226	29:04.923	2:34.823	MC V. de Tabuer	YAMAHA
7	17	JAVIER TELLO FERNANDEZ	11	2:05.932	29:11.629	2:36.206		HONDA
8	95	HAYMAR MARTZILLA IRASTORZA	11	2:51.742	29:57.439	2:33.519		SUZUKI
9	25	JUAN CARLOS LLUCH LIARTE	10	1 Vuelta	27:38.407	2:40.724	Mc. Zuera	KAWASAKI
10	26	RAMON MAZA HURTADO	10	1 Vuelta	27:38.408	2:43.014	Mc. Monegros	
11	80	SEBASTIAN P. LOPEZ GUERRERO	10	1 Vuelta	28:02.031	2:42.645		
12	79	IVAN SEGURA SABADO	10	1 Vuelta	28:05.474	2:42.879	C.M. Alcañiz	HUSABERG
13	7	CESAR FERNANDEZ GARCIA	10	1 Vuelta	28:06.331	2:38.585	Sinesponsor Rac	
14	22	EKAITZ BILLALABEITIA UGARTE	10	1 Vuelta	28:07.087	2:45.986		SUZUKI
15	6	DAVID GARCIA TEMPRADO	10	1 Vuelta	28:36.216	2:48.305	Esc. R.T.S.	KAWASAKI
16	101	MANUEL FERRER COLOMINA	10	1 Vuelta	29:17.353	2:51.682	Sinesponsor Rac	KTM
17	28	JAVIER MUGUERZA GUIRAL	9	2 Vueltas	27:47.173	2:55.488	Mc. Monegros	HONDA
18	81	LUIS CASADO GARCIA	9	2 Vueltas	29:03.689	3:07.435	A.D.M. La Almur	YAMAHA
19	111	IVAN SANCHEZ FRANCO	9	2 Vueltas	29:27.307	3:09.401	Mc. Calatayud	KAWASAKI
20	191	RUBEN SANCHEZ MARTIN	9	2 Vueltas	29:27.725	3:01.431	Mc. Villa de Utri	YAMAHA
21	77	JORDI TOMAS JIMENEZ	9	2 Vueltas	29:28.813	3:06.513		SUZUKI

No clasificado (75% = 9 Vueltas)

	8	DANIEL LLORENTE BUENO	8	3 Vueltas	27:23.309	3:20.139	Mc. Calatayud	KAWASAKI
	9	DANIEL RAMOS MONGE	8	3 Vueltas	27:56.440	3:24.071	Mc. Calatayud	KAWASAKI
NT	4	ANTONIO PEREZ CUEN		NT			Esc. R.T.S.	KAWASAKI
NT	14	HECTOR GABRIEL BAZAN GODOY		NT			Mc. Cerro Blanc	
NT	39	YOEL LOPEZ MARTIN		NT			Mc. Villa de Utri	KAWASAKI

Margin of Victory	Avg. Speed	Best Lap Tm	Best Spd	Best Lap by
21.395	41,410	2:23.364	42,689	99 - ANDRES BERNADAUS VILLA

Orbits

El Jefe de Cronometraje

El Director de Carrera

El/los Comisarios Deportivos

Provisional

Definitiva

Hora:

Hora:

Hora:





Zuera, Camp. Aragón MX

MX 1

L. Imaz, Zuera 1,700 km

Segunda Manga

30/01/2011 13:50

Carrera (20:00 y 2 Vueltas) iniciado a 14:05:57

Lap	Lap Tm	Diff	Time of Day
(99) ANDRES BERNADAUS VILLANUA			
1			14:08:23.405
2	2:24.371	+1.007	14:10:47.776
3	2:24.202	+0.838	14:13:11.978
4	2:25.805	+2.441	14:15:37.783
5	2:26.000	+2.636	14:18:03.783
6	2:23.364		14:20:27.147
7	2:26.718	+3.354	14:22:53.865
8	2:26.849	+3.485	14:25:20.714
9	2:25.777	+2.413	14:27:46.491
10	2:31.647	+8.283	14:30:18.138
11	2:45.539	+22.175	14:33:03.677

Lap	Lap Tm	Diff	Time of Day
(33) RAUL TELLO SALAS			
1			14:08:27.055
2	2:26.680	+1.803	14:10:53.735
3	2:25.768	+0.891	14:13:19.503
4	2:27.211	+2.334	14:15:46.714
5	2:25.325	+0.448	14:18:12.039
6	2:24.877		14:20:36.916
7	2:27.335	+2.458	14:23:04.251
8	2:43.657	+18.780	14:25:47.908
9	2:31.444	+6.567	14:28:19.352
10	2:32.194	+7.317	14:30:51.546
11	2:33.526	+8.649	14:33:25.072

Lap	Lap Tm	Diff	Time of Day
(98) SERGIO VALERA RODRIGUEZ			
1			14:08:39.668
2	2:30.969		14:11:10.637
3	2:32.366	+1.397	14:13:43.003
4	2:31.987	+1.018	14:16:14.990
5	2:32.695	+1.726	14:18:47.685
6	2:31.519	+0.550	14:21:19.204
7	2:31.021	+0.052	14:23:50.225
8	2:31.798	+0.829	14:26:22.023
9	2:34.587	+3.618	14:28:56.610
10	2:34.584	+3.615	14:31:31.194
11	2:35.927	+4.958	14:34:07.121

Lap	Lap Tm	Diff	Time of Day
(74) JUAN CARLOS REY ALLUE			
1			14:08:33.607
2	2:32.487	+0.518	14:11:06.094
3	2:33.535	+1.566	14:13:39.629
4	2:34.078	+2.109	14:16:13.707
5	2:32.588	+0.619	14:18:46.295
6	2:31.969		14:21:18.264
7	2:34.362	+2.393	14:23:52.626
8	2:37.996	+6.027	14:26:30.622
9	2:37.012	+5.043	14:29:07.634
10	2:36.667	+4.698	14:31:44.301
11	2:39.108	+7.139	14:34:23.409

Lap	Lap Tm	Diff	Time of Day
(88) MIGUEL MAROTO ROYO			
1			14:08:43.098
2	2:40.349	+7.539	14:11:23.447
3	2:36.239	+3.429	14:13:59.686
4	2:36.992	+4.182	14:16:36.678
5	2:39.826	+7.016	14:19:16.504
6	2:36.967	+4.157	14:21:53.471
7	2:37.298	+4.488	14:24:30.769
8	2:35.508	+2.698	14:27:06.277
9	2:36.327	+3.517	14:29:42.604
10	2:32.810		14:32:15.414
11	2:34.420	+1.610	14:34:49.834

Lap	Lap Tm	Diff	Time of Day
(104) HECTOR ROMAN ROMAN			
1			14:08:44.020
2	2:37.020	+2.197	14:11:21.040
3	2:34.823		14:13:55.863
4	2:36.503	+1.680	14:16:32.366
5	2:37.803	+2.980	14:19:10.169
6	2:40.893	+6.070	14:21:51.062
7	2:38.765	+3.942	14:24:29.827
8	2:38.794	+3.971	14:27:08.621
9	2:35.414	+0.591	14:29:44.035
10	2:36.637	+1.814	14:32:20.672
11	2:42.231	+7.408	14:35:02.903

Lap	Lap Tm	Diff	Time of Day
(17) JAVIER TELLO FERNANDEZ			
1			14:08:39.398
2	2:38.637	+2.431	14:11:18.035
3	2:38.852	+2.646	14:13:56.887
4	2:36.206		14:16:33.093
5	2:38.650	+2.444	14:19:11.743
6	2:39.256	+3.050	14:21:50.999
7	2:37.712	+1.506	14:24:28.711
8	2:37.334	+1.128	14:27:06.045
9	2:42.237	+6.031	14:29:48.282
10	2:38.249	+2.043	14:32:26.531
11	2:43.078	+6.872	14:35:09.609

Lap	Lap Tm	Diff	Time of Day
(95) HAYMAR MARTZILLA IRASTORZA			
1			14:08:40.631
2	3:03.955	+30.436	14:11:44.586
3	2:36.644	+3.125	14:14:21.230
4	2:35.874	+2.355	14:16:57.104
5	2:33.519		14:19:30.623
6	2:35.843	+2.324	14:22:06.466
7	2:35.904	+2.385	14:24:42.370
8	2:34.776	+1.257	14:27:17.146
9	2:39.325	+5.806	14:29:56.471
10	2:53.422	+19.903	14:32:49.893
11	3:05.526	+32.007	14:35:55.419

Lap	Lap Tm	Diff	Time of Day
(25) JUAN CARLOS LLUCH LIARTE			
1			14:08:56.368
2	2:44.646	+3.922	14:11:41.014
3	2:43.500	+2.776	14:14:24.514
4	2:50.234	+9.510	14:17:14.748
5	2:44.420	+3.696	14:19:59.168
6	2:44.499	+3.775	14:22:43.667
7	2:45.599	+4.875	14:25:29.266
8	2:42.182	+1.458	14:28:11.448
9	2:44.215	+3.491	14:30:55.663
10	2:40.724		14:33:36.387

Lap	Lap Tm	Diff	Time of Day
(26) RAMON MAZA HURTADO			
1			14:08:49.289
2	2:46.677	+3.663	14:11:35.966
3	2:44.239	+1.225	14:14:20.205
4	2:45.469	+2.455	14:17:05.674
5	2:45.932	+2.918	14:19:51.606
6	2:43.506	+0.492	14:22:35.112
7	2:48.532	+5.518	14:25:23.644
8	2:43.014		14:28:06.658
9	2:44.326	+1.312	14:30:50.984
10	2:45.404	+2.390	14:33:36.388

Lap	Lap Tm	Diff	Time of Day
(80) SEBASTIAN P. LOPEZ GUERRERO			
1			14:09:06.060
2	2:48.616	+5.971	14:11:54.676

Lap	Lap Tm	Diff	Time of Day
3	2:46.305	+3.660	14:14:40.981
4	2:46.029	+3.384	14:17:27.010
5	2:42.645		14:20:09.655
6	2:45.922	+3.277	14:22:55.577
7	2:45.444	+2.799	14:25:41.021
8	2:45.845	+3.200	14:28:26.866
9	2:44.493	+1.848	14:31:11.359
10	2:48.652	+6.007	14:34:00.011

Lap	Lap Tm	Diff	Time of Day
(79) IVAN SEGURA SABADO			
1			14:08:51.638
2	2:42.879		14:11:34.517
3	2:47.101	+4.222	14:14:21.618
4	3:00.241	+17.362	14:17:21.859
5	2:44.319	+1.440	14:20:06.178
6	2:46.928	+4.049	14:22:53.106
7	2:50.634	+7.755	14:25:43.740
8	2:47.636	+4.757	14:28:31.376
9	2:47.582	+4.703	14:31:18.958
10	2:44.496	+1.617	14:34:03.454

Lap	Lap Tm	Diff	Time of Day
(7) CESAR FERNANDEZ GARCIA			
1			14:08:41.289
2	3:33.656	+55.071	14:12:14.945
3	2:39.023	+0.438	14:14:53.968
4	2:39.914	+1.329	14:17:33.882
5	2:40.941	+2.356	14:20:14.823
6	2:55.164	+16.579	14:23:09.987
7	2:43.908	+5.323	14:25:53.895
8	2:44.681	+6.096	14:28:38.576
9	2:38.585		14:31:17.161
10	2:47.150	+8.565	14:34:04.311

Lap	Lap Tm	Diff	Time of Day
(22) EKAITZ BILLALABEITIA UGARTE			
1			14:08:54.669
2	2:46.071	+0.085	14:11:40.740
3	2:45.986		14:14:26.726
4	2:50.731	+4.745	14:17:17.457
5	2:47.646	+1.660	14:20:05.103
6	2:46.185	+0.199	14:22:51.288
7	2:50.130	+4.144	14:25:41.418
8	2:48.487	+2.501	14:28:29.905
9	2:46.931	+0.945	14:31:16.836
10	2:48.231	+2.245	14:34:05.067

Lap	Lap Tm	Diff	Time of Day
(6) DAVID GARCIA TEMPRADO			
1			14:08:53.745
2	2:51.376	+3.071	14:11:45.121
3	2:50.747	+2.442	14:14:35.868
4	2:50.821	+2.516	14:17:26.689
5	2:50.381	+2.076	14:20:17.070
6	2:51.943	+3.638	14:23:09.013
7	2:50.025	+1.720	14:25:59.038
8	2:48.305		14:28:47.343
9	2:53.592	+5.287	14:31:40.935
10	2:53.261	+4.956	14:34:34.196

Lap	Lap Tm	Diff	Time of Day
(101) MANUEL FERRER COLOMINA			
1			14:08:57.172
2	2:52.011	+0.329	14:11:49.183
3	2:51.682		14:14:40.865
4	2:51.794	+0.112	14:17:32.659
5	2:51.692	+0.010	14:20:24.351
6	3:01.964	+10.282	14:23:26.315
7	2:54.476	+2.794	14:26:20.791
8	2:55.882	+4.200	14:29:16.673

Orbits

El Jefe de Cronometraje
Hora:

El Director de Carrera
Hora:

El/los Comisarios Deportivos
Hora:

Provisional
Definitiva



Zuera, Camp. Aragón MX

MX 1

L. Imaz, Zuera 1,700 km

Segunda Manga

30/01/2011 13:50

Carrera (20:00 y 2 Vueltas) iniciado a 14:05:57

Lap	Lap Tm	Diff	Time of Day
9	2:55.331	+3.649	14:32:12.004
10	3:03.329	+11.647	14:35:15.333

(28) JAVIER MUGUERZA GUIRAL

1			14:08:55.809
2	2:56.511	+1.023	14:11:52.320
3	2:55.488		14:14:47.808
4	3:27.967	+32.479	14:18:15.775
5	3:00.082	+4.594	14:21:15.857
6	3:00.440	+4.952	14:24:16.297
7	3:01.117	+5.629	14:27:17.414
8	3:11.589	+16.101	14:30:29.003
9	3:16.150	+20.662	14:33:45.153

(81) LUIS CASADO GARCIA

1			14:09:17.154
2	3:07.516	+0.081	14:12:24.670
3	3:07.435		14:15:32.105
4	3:09.450	+2.015	14:18:41.555
5	3:12.590	+5.155	14:21:54.145
6	3:15.252	+7.817	14:25:09.397
7	3:17.697	+10.262	14:28:27.094
8	3:19.353	+11.918	14:31:46.447
9	3:15.222	+7.787	14:35:01.669

(111) IVAN SANCHEZ FRANCO

1			14:09:19.136
2	3:16.122	+6.721	14:12:35.258
3	3:09.401		14:15:44.659
4	3:14.250	+4.849	14:18:58.909
5	3:20.706	+11.305	14:22:19.615
6	3:17.201	+7.800	14:25:36.816
7	3:16.634	+7.233	14:28:53.450
8	3:15.556	+6.155	14:32:09.006
9	3:16.281	+6.880	14:35:25.287

(191) RUBEN SANCHEZ MARTIN

1			14:09:22.719
2	3:10.794	+9.363	14:12:33.513
3	4:05.902	+1:04.471	14:16:39.415
4	3:01.431		14:19:40.846
5	3:10.169	+8.738	14:22:51.015
6	3:15.768	+14.337	14:26:06.783
7	3:07.903	+6.472	14:29:14.686
8	3:05.969	+4.538	14:32:20.655
9	3:05.050	+3.619	14:35:25.705

(77) JORDI TOMAS JIMENEZ

1			14:09:54.812
2	3:12.066	+5.553	14:13:06.878
3	3:11.201	+4.688	14:16:18.079
4	3:17.803	+11.290	14:19:35.882
5	3:12.730	+6.217	14:22:48.612
6	3:16.061	+9.548	14:26:04.673
7	3:07.203	+0.690	14:29:11.876
8	3:06.513		14:32:18.389
9	3:08.404	+1.891	14:35:26.793

(8) DANIEL LLORENTE BUENO

1			14:09:14.458
2	3:20.139		14:12:34.597
3	3:26.932	+6.793	14:16:01.529
4	3:20.773	+0.634	14:19:22.302
5	3:25.353	+5.214	14:22:47.655
6	3:27.616	+7.477	14:26:15.271
7	3:24.586	+4.447	14:29:39.857

Lap	Lap Tm	Diff	Time of Day
8	3:41.432	+21.293	14:33:21.289

(9) DANIEL RAMOS MONGE

1			14:09:17.642
2	3:35.694	+11.623	14:12:53.336
3	3:29.149	+5.078	14:16:22.485
4	3:24.071		14:19:46.556
5	3:29.480	+5.409	14:23:16.036
6	3:30.220	+6.149	14:26:46.256
7	3:36.818	+12.747	14:30:23.074
8	3:31.346	+7.275	14:33:54.420

Lap	Lap Tm	Diff	Time of Day
-----	--------	------	-------------

El Jefe de Cronometraje

Hora:

El Director de Carrera

Hora:

El/los Comisarios Deportivos

Hora:

Provisional

Definitiva



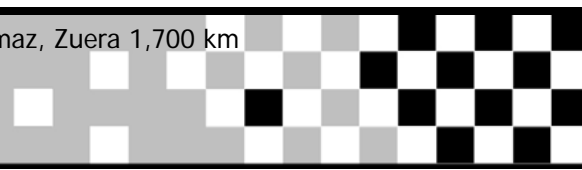


Zuera, Camp. Aragón MX

MX 1

L. Imaz, Zuera 1,700 km

Final MX1



Pos.	Nº	Nombre	Total puntos	1ªM	2ªM	Marca	Club
1	99	ANDRES BERNADAUS VILLANUA	50	25	25	HUSABERG	C.M. Epila
2	33	RAUL TELLO SALAS	44	22	22	KAWASAKI	Esc. R.T.S.
3	74	JUAN CARLOS REY ALLUE	38	20	18	HONDA	Sinesponsor Racing
4	88	MIGUEL MAROTO ROYO	30	14	16	KTM	A.D. Aragon Sport
5	104	HECTOR ROMAN ROMAN	30	15	15	YAMAHA	MC V. de Tabuena
6	17	JAVIER TELLO FERNANDEZ	26	12	14	HONDA	
7	7	CESAR FERNANDEZ GARCIA	24	16	8		Sinesponsor Racing
8	98	SERGIO VALERA RODRIGUEZ	20	--	20	KAWASAKI	Mc. Villa de Utrillas
9	26	RAMON MAZA HURTADO	20	9	11		Mc. Monegros
10	79	IVAN SEGURA SABADO	20	11	9	HUSABERG	C.M. Alcañiz
11	80	SEBASTIAN P. LOPEZ GUERRERO	20	10	10		
12	39	YOEL LOPEZ MARTIN	18	18	0	KAWASAKI	Mc. Villa de Utrillas
13	22	EKAITZ BILLALABEITIA UGARTE	14	7	7	SUZUKI	
14	95	HAYMAR MARTZILLA IRASTORZA	13	0	13	SUZUKI	
15	14	HECTOR GABRIEL BAZAN GODOY	13	13	0		Mc. Cerro Blanco
16	101	MANUEL FERRER COLOMINA	13	8	5	KTM	Sinesponsor Racing
17	25	JUAN CARLOS LLUCH LIARTE	12	--	12	KAWASAKI	Mc. Zuera
18	6	DAVID GARCIA TEMPRADO	12	6	6	KAWASAKI	Esc. R.T.S.
19	28	JAVIER MUGUERZA GUIRAL	9	5	4	HONDA	Mc. Monegros
20	191	RUBEN SANCHEZ MARTIN	5	4	1	YAMAHA	Mc. Villa de Utrillas
21	81	LUIS CASADO GARCIA	5	2	3	YAMAHA	A.D.M. La Almunia
22	77	JORDI TOMAS JIMENEZ	4	3	1	SUZUKI	
23	111	IVAN SANCHEZ FRANCO	3	1	2	KAWASAKI	Mc. Calatayud
24	8	DANIEL LLORENTE BUENO	0	0	0	KAWASAKI	Mc. Calatayud
25	9	DANIEL RAMOS MONGE	0	0	0	KAWASAKI	Mc. Calatayud
26	4	ANTONIO PEREZ CUEN	0	0	0	KAWASAKI	Esc. R.T.S.

Orbits

El Jefe de Cronometraje

El Director de Carrera

El/los Comisarios Deportivos

Provisional

Definitiva

Hora:

Hora:

Hora:





Federación Aragonesa
de Motociclismo



**GOBIERNO
DE ARAGON**

Zuera, Camp. Aragón MX

Clasificado por mejor tiempo de vuelta

MX 2

L. Imaz, Zuera 1,700 km

Entrenos Oficiales

30/01/2011 09:30

Clasificación (15:00 Tiempo) iniciado a 9:26:15

Pos.	Nº	Nombre	Mejor Tm	Dif. 1º	En Vlt.	Marca	Club
1	51	SERGIO CASTRO ORTEGA	2:28.433		4	TM	
2	37	ALEJANDRO LOPEZ GADEA	2:31.707	3.274	5	SUZUKI	Tauste Mc.
3	90	JON IDIAQUEZ SAN PEDRO	2:37.254	8.821	6	KAWASAKI	
4	98	SERGIO VALERA RODRIGUEZ	2:37.322	8.889	6	KAWASAKI	Mc. Villa de Utrilla
5	97	ARITZ MARTZILLA IRASTORZA	2:38.820	10.387	2	SUZUKI	
6	80	FERNANDO BELLIDO PARDO	2:39.863	11.430	5	KAWASAKI	Tauste Mc.
7	5	RICARDO RAUFAST PARDO	2:43.706	15.273	4	SUZUKI	Mc. Zuera
8	66	JAVIER APARICIO CHAVES	2:45.366	16.933	5	KAWASAKI	
9	104	HECTOR ROMAN ROMAN	2:45.835	17.402	3	YAMAHA	MC V. de Tabuenc
10	36	LUIS ALBERTO RODRIGUEZ SERRANO	2:46.416	17.983	4	KTM	Mc. Calatayud
11	48	SAMUEL FERRANDO GALEANO	2:46.498	18.065	5	HONDA	Pm. Oscense
12	39	YOEL LOPEZ MARTIN	2:49.823	21.390	3	KAWASAKI	Mc. Villa de Utrilla
13	35	SANTOS PRADO CORRALES	2:53.808	25.375	5	SUZUKI	Mc. Cerro Blanco
14	27	DAVID ARROYO ORDOVAS	2:56.629	28.196	2	KAWASAKI	Correcaminos Mc.
15	74	IVAN LAURA PUEYO	2:56.654	28.221	4	KAWASAKI	Mc. Salvador
16	25	JOSE MADUEÑO VIDAL	2:57.262	28.829	4		
17	46	VICTOR URZAY BAQUERO	2:57.809	29.376	3	HONDA	A.D. Aragon Sport
18	17	JAVIER DANIEL PITARQUE TORRES	2:58.121	29.688	4	YAMAHA	Mc. Bajo Aragón
19	111	JESUS ESPALLARGAS GIL	2:59.239	30.806	5	YAMAHA	Mc. Bajo Aragón
20	7	ASTOR ARRIAZU MANZANARES	2:59.462	31.029	3	HONDA	
21	28	VALENTI MUÑOZ VILLUENDAS	3:01.965	33.532	3	KAWASAKI	Mc. Villa de Utrilla
22	33	SERGIO MUNERA LORIENTE	3:03.736	35.303	3	KTM	Pm. Oscense
23	95	VICTOR MORENO ARROYO	3:04.593	36.160	2	KAWASAKI	Tauste Mc.
24	101	DAVID JIMENEZ JIMENEZ	3:05.387	36.954	3	KAWASAKI	
25	199	MAIKEL CALVO CARRERO	3:12.061	43.628	2	TM	Mc. Salvador
26	24	SERGIO PUYUELO BESCOS	3:12.507	44.074	5	HONDA	Pm. Oscense
27	30	MARCO TOLON PEREZ	3:14.680	46.247	3	KAWASAKI	Mc. Fuentes
28	82	FERNANDO OLIVAN FERNANDEZ	3:23.962	55.529	3		Mc. Zuera
29	158	JOSE LUIS ARIAS COUCEIRO	3:26.247	57.814	4	HONDA	
30	19	ALBERTO JIMENEZ SANTACRUZ	3:28.164	59.731	5	YAMAHA	Esc. R.T.S.
31	1	ANDRES BERNADAUS VILLANUA			0	HUSABERG	C.M. Epila
32	113	CESAR GRASA ROYO			0	SUZUKI	C.M. Epila

Orbits

El Jefe de Cronometraje

El Director de Carrera

El/los Comisarios Deportivos

Provisional

Definitiva

Hora:

Hora:

Hora:





Zuera, Camp. Aragón MX

MX 2

L. Imaz, Zuera 1,700 km

Entrenos Oficiales

30/01/2011 09:30

Clasificación (15:00 Tiempo) iniciado a 9:26:15

Lap	Lap Tm	Diff	Time of Day
(51) SERGIO CASTRO ORTEGA			
1			9:30:38.913
2	2:37.806	+9.373	9:33:16.719
3	3:17.105	+48.672	9:36:33.824
4	2:28.433		9:39:02.257
5	2:54.117	+25.684	9:41:56.374

Lap	Lap Tm	Diff	Time of Day
(37) ALEJANDRO LOPEZ GADEA			
1			9:32:01.465
2	2:45.434	+13.727	9:34:46.899
3	2:41.047	+9.340	9:37:27.946
4	3:10.544	+38.837	9:40:38.490
5	2:31.707		9:43:10.197

Lap	Lap Tm	Diff	Time of Day
(90) JON IDIAQUEZ SAN PEDRO			
1			9:28:54.570
2	2:46.295	+9.041	9:31:40.865
3	2:47.043	+9.789	9:34:27.908
4	2:57.017	+19.763	9:37:24.925
5	2:39.149	+1.895	9:40:04.074
6	2:37.254		9:42:41.328

Lap	Lap Tm	Diff	Time of Day
(98) SERGIO VALERA RODRIGUEZ			
1			9:28:56.386
2	2:43.738	+6.416	9:31:40.124
3	2:42.070	+4.748	9:34:22.194
4	3:00.743	+23.421	9:37:22.937
5	2:39.362	+2.040	9:40:02.299
6	2:37.322		9:42:39.621

Lap	Lap Tm	Diff	Time of Day
(97) ARITZ MARTZILLA IRASTORZA			
1			9:29:24.199
2	2:38.820		9:32:03.019

Lap	Lap Tm	Diff	Time of Day
(80) FERNANDO BELLIDO PARDO			
1			9:30:05.673
2	2:45.454	+5.591	9:32:51.127
3	3:05.515	+25.652	9:35:56.642
4	3:05.119	+25.256	9:39:01.761
5	2:39.863		9:41:41.624

Lap	Lap Tm	Diff	Time of Day
(5) RICARDO RAUFAST PARDO			
1			9:29:41.188
2	4:49.025	+2:05.319	9:34:30.213
3	2:46.904	+3.198	9:37:17.117
4	2:43.706		9:40:00.823
5	2:49.177	+5.471	9:42:50.000

Lap	Lap Tm	Diff	Time of Day
(66) JAVIER APARICIO CHAVES			
1			9:30:19.830
2	2:54.575	+9.209	9:33:14.405
3	2:49.629	+4.263	9:36:04.034
4	2:51.677	+6.311	9:38:55.711
5	2:45.366		9:41:41.077

Lap	Lap Tm	Diff	Time of Day
(104) HECTOR ROMAN ROMAN			
1			9:32:55.939
2	2:46.650	+0.815	9:35:42.589
3	2:45.835		9:38:28.424
4	2:53.202	+7.367	9:41:21.626

Lap	Lap Tm	Diff	Time of Day
(36) LUIS ALBERTO RODRIGUEZ SERRANO			
1			9:29:41.982
2	2:50.942	+4.526	9:32:32.924
3	2:47.350	+0.934	9:35:20.274

Lap	Lap Tm	Diff	Time of Day
4	2:46.416		9:38:06.690
5	2:49.380	+2.964	9:40:56.070
6	3:04.382	+17.966	9:44:00.452

Lap	Lap Tm	Diff	Time of Day
(48) SAMUEL FERRANDO GALEANO			
1			9:29:42.244
2	3:30.780	+44.282	9:33:13.024
3	2:53.568	+7.070	9:36:06.592
4	3:18.408	+31.910	9:39:25.000
5	2:46.498		9:42:11.498

Lap	Lap Tm	Diff	Time of Day
(39) YOEL LOPEZ MARTIN			
1			9:31:35.162
2	2:50.369	+0.546	9:34:25.531
3	2:49.823		9:37:15.354
4	4:43.039	+1:53.216	9:41:58.393

Lap	Lap Tm	Diff	Time of Day
(35) SANTOS PRADO CORRALES			
1			9:31:03.095
2	3:47.319	+53.511	9:34:50.414
3	2:57.977	+4.169	9:37:48.391
4	2:58.399	+4.591	9:40:46.790
5	2:53.808		9:43:40.598

Lap	Lap Tm	Diff	Time of Day
(27) DAVID ARROYO ORDOVAS			
1			9:32:28.008
2	2:56.629		9:35:24.637
3	3:43.624	+46.995	9:39:08.261

Lap	Lap Tm	Diff	Time of Day
(74) IVAN LAURA PUEYO			
1			9:29:56.726
2	3:06.908	+10.254	9:33:03.634
3	3:32.507	+35.853	9:36:36.141
4	2:56.654		9:39:32.795
5	3:47.759	+51.105	9:43:20.554

Lap	Lap Tm	Diff	Time of Day
(25) JOSE MADUEÑO VIDAL			
1			9:34:45.069
2	3:25.910	+28.648	9:38:10.979
3	3:01.073	+3.811	9:41:12.052
4	2:57.262		9:44:09.314

Lap	Lap Tm	Diff	Time of Day
(46) VICTOR URZAY BAQUERO			
1			9:32:25.788
2	2:59.810	+2.001	9:35:25.598
3	2:57.809		9:38:23.407
4	3:01.248	+3.439	9:41:24.655

Lap	Lap Tm	Diff	Time of Day
(17) JAVIER DANIEL PITARQUE TORRES			
1			9:30:02.865
2	3:13.182	+15.061	9:33:16.047
3	3:00.897	+2.776	9:36:16.944
4	2:58.121		9:39:15.065
5	4:19.497	+1:21.376	9:43:34.562

Lap	Lap Tm	Diff	Time of Day
(111) JESUS ESPALLARGAS GIL			
1			9:29:38.923
2	3:11.929	+12.690	9:32:50.852
3	3:15.005	+15.766	9:36:05.857
4	3:08.197	+8.958	9:39:14.054
5	2:59.239		9:42:13.293

Lap	Lap Tm	Diff	Time of Day
(7) ASTOR ARRIAZU MANZANARES			
1			9:30:23.073
2	3:04.568	+5.106	9:33:27.641
3	2:59.462		9:36:27.103

Lap	Lap Tm	Diff	Time of Day
4	3:00.882	+1.420	9:39:27.985

Lap	Lap Tm	Diff	Time of Day
(28) VALENTI MUÑOZ VILLUENDAS			
1			9:29:35.568
2	3:04.772	+2.807	9:32:40.340
3	3:01.965		9:35:42.305
4	3:04.907	+2.942	9:38:47.212
5	3:05.368	+3.403	9:41:52.580

Lap	Lap Tm	Diff	Time of Day
(33) SERGIO MUNERA LORIENTE			
1			9:29:48.195
2	3:07.528	+3.792	9:32:55.723
3	3:03.736		9:35:59.459
4	4:41.748	+1:38.012	9:40:41.207
5	3:17.195	+13.459	9:43:58.402

Lap	Lap Tm	Diff	Time of Day
(95) VICTOR MORENO ARROYO			
1			9:30:05.340
2	3:04.593		9:33:09.933
3	3:13.296	+8.703	9:36:23.229
4	3:25.226	+20.633	9:39:48.455

Lap	Lap Tm	Diff	Time of Day
(101) DAVID JIMENEZ JIMENEZ			
1			9:31:22.843
2	3:13.454	+8.067	9:34:36.297
3	3:05.387		9:37:41.684
4	3:10.441	+5.054	9:40:52.125
5	3:08.418	+3.031	9:44:00.543

Lap	Lap Tm	Diff	Time of Day
(199) MAIKEL CALVO CARRERO			
1			9:29:41.153
2	3:12.061		9:32:53.214

Lap	Lap Tm	Diff	Time of Day
(24) SERGIO PUJUELO BESCOS			
1			9:30:51.497
2	3:26.686	+14.179	9:34:18.183
3	3:26.061	+13.554	9:37:44.244
4	3:22.225	+9.718	9:41:06.469
5	3:12.507		9:44:18.976

Lap	Lap Tm	Diff	Time of Day
(30) MARCO TOLON PEREZ			
1			9:30:31.908
2	4:19.527	+1:04.847	9:34:51.435
3	3:14.680		9:38:06.115
4	3:20.815	+6.135	9:41:26.930

Lap	Lap Tm	Diff	Time of Day
(82) FERNANDO OLIVAN FERNANDEZ			
1			9:29:54.462
2	3:37.210	+13.248	9:33:31.672
3	3:23.962		9:36:55.634
4	3:25.206	+1.244	9:40:20.840
5	3:31.158	+7.196	9:43:51.998

Lap	Lap Tm	Diff	Time of Day
(158) JOSE LUIS ARIAS COUCEIRO			
1			9:32:06.721
2	4:25.663	+59.416	9:36:32.384
3	3:31.766	+5.519	9:40:04.150
4	3:26.247		9:43:30.397

Lap	Lap Tm	Diff	Time of Day
(19) ALBERTO JIMENEZ SANTACRUZ			
1			9:30:30.038
2	3:36.010	+7.846	9:34:06.048
3	3:30.436	+2.272	9:37:36.484
4	3:31.011	+2.847	9:41:07.495
5	3:28.164		9:44:35.659

Orbits

El Jefe de Cronometraje

El Director de Carrera

El/los Comisarios Deportivos

Provisional

Definitiva



Hora:

Hora:

Hora:



Federación Aragonesa
de Motociclismo



**GOBIERNO
DE ARAGON**

Zuera, Camp. Aragón MX

Clasificado por vueltas

MX 2

L. Imaz, Zuera 1,700 km

Primera Manga

30/01/2011 10:55

Carrera (20:00 y 2 Vueltas) iniciado a 10:47:53

Pos.	Nº	Nombre	Vueltas	Dif. resp. 1º	Total Tº	Mejor Tm Club	Marca
MX-2-JN							
1	51	SERGIO CASTRO ORTEGA	11		27:03.266	2:23.099	TM
2	97	ARITZ MARTZILLA IRASTORZA	11	46.026	27:49.292	2:24.282	SUZUKI
3	98	SERGIO VALERA RODRIGUEZ	11	1:06.395	28:09.661	2:31.593	Mc. Villa de Utri
4	90	JON IDIAQUEZ SAN PEDRO	11	1:53.798	28:57.064	2:32.256	KAWASAKI
5	66	JAVIER APARICIO CHAVES	10	1 Vuelta	27:38.444	2:42.189	KAWASAKI
6	35	SANTOS PRADO CORRALES	10	1 Vuelta	28:08.531	2:43.625	Mc. Cerro Blanc
7	17	JAVIER DANIEL PITARQUE TORRES	10	1 Vuelta	29:12.094	2:47.587	Mc. Bajo Aragón
8	111	JESUS ESPALLARGAS GIL	10	1 Vuelta	29:18.166	2:45.567	Mc. Bajo Aragón
9	7	ASTOR ARRIAZU MANZANARES	10	1 Vuelta	29:54.283	2:52.656	HONDA
10	101	DAVID JIMENEZ JIMENEZ	10	1 Vuelta	29:54.815	2:53.600	KAWASAKI
11	28	VALENTI MUÑOZ VILLUENDAS	10	1 Vuelta	31:51.357	2:46.699	Mc. Villa de Utri
12	33	SERGIO MUNERA LORIENTE	9	2 Vueltas	27:18.361	2:58.004	Pm. Oscense
13	95	VICTOR MORENO ARROYO	9	2 Vueltas	27:55.719	2:56.937	Tauste Mc.
14	74	IVAN LAURA PUEYO	9	2 Vueltas	28:37.149	2:58.855	Mc. Salvador
15	25	JOSE MADUEÑO VIDAL	9	2 Vueltas	28:55.862	2:55.508	
16	24	SERGIO PUYUELO BESCOS	9	2 Vueltas	29:05.726	3:05.993	Pm. Oscense
17	82	FERNANDO OLIVAN FERNANDEZ	9	2 Vueltas	29:24.079	3:12.152	Mc. Zuera

No clasificado (75% = 9 Vueltas)

	19	ALBERTO JIMENEZ SANTACRUZ	8	3 Vueltas	27:31.892	3:13.107	Esc. R.T.S.	YAMAHA
NT	199	MAIKEL CALVO CARRERO	6	NT	26:30.285	2:50.281	Mc. Salvador	TM
NT	30	MARCO TOLON PEREZ	3	NT	9:57.035	3:01.042	Mc. Fuentes	KAWASAKI
NT	158	JOSE LUIS ARIAS COUCEIRO	3	NT	10:32.790	3:21.166		HONDA
NT	113	CESAR GRASA ROYO		NT			C.M. Epila	SUZUKI

MX-2-SN

1	104	HECTOR ROMAN ROMAN	11		28:30.169	2:31.919	MC V. de Tabuer	YAMAHA
2	37	ALEJANDRO LOPEZ GADEA	11	10.405	28:40.574	2:32.412	Tauste Mc.	SUZUKI
3	5	RICARDO RAUFAST PARDO	11	10.465	28:40.634	2:32.369	Mc. Zuera	SUZUKI
4	36	LUIS ALBERTO RODRIGUEZ SERRANO	11	37.651	29:07.820	2:33.924	Mc. Calatayud	KTM
5	48	SAMUEL FERRANDO GALEANO	10	1 Vuelta	28:02.538	2:40.135	Pm. Oscense	HONDA
6	39	YOEL LOPEZ MARTIN	10	1 Vuelta	29:30.152	2:31.883	Mc. Villa de Utri	KAWASAKI
7	27	DAVID ARROYO ORDOVAS	10	1 Vuelta	30:18.797	2:52.612	Correcaminos M	KAWASAKI
8	80	FERNANDO BELLIDO PARDO	10	1 Vuelta	31:45.115	2:36.331	Tauste Mc.	KAWASAKI
9	46	VICTOR URZAY BAQUERO	9	2 Vueltas	27:47.278	2:49.862	A.D. Aragon Spr	HONDA

Márgen de victoria	Velocidad media	Mejor tº de vuelta	Mejor Vel.	Mejor vuelta para
46.026	41,472	2:23.099	42,768	51 - SERGIO CASTRO ORTEGA

Orbits

El Jefe de Cronometraje

El Director de Carrera

El/los Comisarios Deportivos

Provisional

Definitiva

Hora:

Hora:

Hora:





Zuera, Camp. Aragón MX

MX 2

L. Imaz, Zuera 1,700 km

Primera Manga

30/01/2011 10:55

Carrera (20:00 y 2 Vueltas) iniciado a 10:47:53

Lap	Lap Tm	Diff	Time of Day
(51) SERGIO CASTRO ORTEGA			
1			10:50:20.378
2	2:26.428	+3.329	10:52:46.806
3	2:24.915	+1.816	10:55:11.721
4	2:23.099		10:57:34.820
5	2:26.335	+3.236	11:00:01.155
6	2:25.044	+1.945	11:02:26.199
7	2:28.701	+5.602	11:04:54.900
8	2:29.080	+5.981	11:07:23.980
9	2:29.105	+6.006	11:09:53.085
10	2:29.986	+6.887	11:12:23.071
11	2:33.301	+10.202	11:14:56.372

Lap	Lap Tm	Diff	Time of Day
(97) ARITZ MARTZILLA IRASTORZA			
1			10:50:22.237
2	2:25.774	+1.492	10:52:48.011
3	2:24.567	+0.285	10:55:12.578
4	2:24.877	+0.595	10:57:37.455
5	2:25.399	+1.117	11:00:02.854
6	2:24.282		11:02:27.136
7	2:46.520	+22.238	11:05:13.656
8	2:32.172	+7.890	11:07:45.828
9	2:33.963	+9.681	11:10:19.791
10	2:40.614	+16.332	11:13:00.405
11	2:41.993	+17.711	11:15:42.398

Lap	Lap Tm	Diff	Time of Day
(98) SERGIO VALERA RODRIGUEZ			
1			10:50:26.996
2	2:32.155	+0.562	10:52:59.151
3	2:31.593		10:55:30.744
4	2:33.961	+2.368	10:58:04.705
5	2:32.679	+1.086	11:00:37.384
6	2:32.944	+1.351	11:03:10.328
7	2:34.559	+2.966	11:05:44.887
8	2:33.717	+2.124	11:08:18.604
9	2:35.498	+3.905	11:10:54.102
10	2:32.883	+1.290	11:13:26.985
11	2:35.782	+4.189	11:16:02.767

Lap	Lap Tm	Diff	Time of Day
(104) HECTOR ROMAN ROMAN			
1			10:50:27.983
2	2:34.070	+2.151	10:53:02.053
3	2:35.645	+3.726	10:55:37.698
4	2:31.919		10:58:09.617
5	2:32.370	+0.451	11:00:41.987
6	2:31.958	+0.039	11:03:13.945
7	2:37.186	+5.267	11:05:51.131
8	2:34.660	+2.741	11:08:25.791
9	2:35.286	+3.367	11:11:01.077
10	2:41.242	+9.323	11:13:42.319
11	2:40.956	+9.037	11:16:23.275

Lap	Lap Tm	Diff	Time of Day
(37) ALEJANDRO LOPEZ GADEA			
1			10:50:31.937
2	2:32.922	+0.510	10:53:04.859
3	2:33.716	+1.304	10:55:38.575
4	2:32.412		10:58:10.987
5	2:33.000	+0.588	11:00:43.987
6	2:35.176	+2.764	11:03:19.163
7	2:35.626	+3.214	11:05:54.789
8	2:40.256	+7.844	11:08:35.045
9	2:40.405	+7.993	11:11:15.450
10	2:39.787	+7.375	11:13:55.237
11	2:38.443	+6.031	11:16:33.680

Lap	Lap Tm	Diff	Time of Day
(5) RICARDO RAUFAS Pardo			
1			10:50:36.940
2	2:33.630	+1.261	10:53:10.570
3	2:32.369		10:55:42.939
4	2:35.126	+2.757	10:58:18.065
5	2:35.483	+3.114	11:00:53.548
6	2:37.046	+4.677	11:03:30.594
7	2:35.658	+3.289	11:06:06.252
8	2:37.171	+4.802	11:08:43.423
9	2:36.288	+3.919	11:11:19.711
10	2:36.825	+4.456	11:13:56.536
11	2:37.204	+4.835	11:16:33.740

Lap	Lap Tm	Diff	Time of Day
(90) JON IDIAQUEZ SAN PEDRO			
1			10:50:31.104
2	2:35.735	+3.479	10:53:06.839
3	2:33.097	+0.841	10:55:39.936
4	2:34.653	+2.397	10:58:14.589
5	2:32.256		11:00:46.845
6	2:33.420	+1.164	11:03:20.265
7	2:35.000	+2.744	11:05:55.265
8	2:35.549	+3.293	11:08:30.814
9	2:41.791	+9.535	11:11:12.605
10	2:39.070	+6.814	11:13:51.675
11	2:58.495	+26.239	11:16:50.170

Lap	Lap Tm	Diff	Time of Day
(36) LUIS ALBERTO RODRIGUEZ SERRANO			
1			10:50:35.745
2	2:37.390	+3.466	10:53:13.135
3	2:36.577	+2.653	10:55:49.712
4	2:33.924		10:58:23.636
5	2:37.441	+3.517	11:01:01.077
6	2:39.328	+5.404	11:03:40.405
7	2:40.758	+6.834	11:06:21.163
8	2:40.409	+6.485	11:09:01.572
9	2:40.173	+6.249	11:11:41.745
10	2:35.371	+1.447	11:14:17.116
11	2:43.810	+9.886	11:17:00.926

Lap	Lap Tm	Diff	Time of Day
(66) JAVIER APARICIO CHAVES			
1			10:50:46.827
2	2:45.297	+3.108	10:53:32.124
3	2:43.240	+1.051	10:56:15.364
4	2:44.264	+2.075	10:58:59.628
5	2:44.285	+2.096	11:01:43.913
6	2:42.189		11:04:26.102
7	2:45.694	+3.505	11:07:11.796
8	2:46.814	+4.625	11:09:58.610
9	2:45.897	+3.708	11:12:44.507
10	2:47.043	+4.854	11:15:31.550

Lap	Lap Tm	Diff	Time of Day
(48) SAMUEL FERRANDO GALEANO			
1			10:50:58.017
2	2:47.595	+7.460	10:53:45.612
3	2:47.801	+7.666	10:56:33.413
4	2:46.163	+6.028	10:59:19.576
5	2:43.962	+3.827	11:02:03.538
6	2:42.271	+2.136	11:04:45.809
7	2:40.135		11:07:25.944
8	2:44.550	+4.415	11:10:10.494
9	2:48.330	+8.195	11:12:58.824
10	2:56.820	+16.685	11:15:55.644

Lap	Lap Tm	Diff	Time of Day
(35) SANTOS PRADO CORRALES			
1			10:50:43.632
2	2:43.716	+0.091	10:53:27.348

Lap	Lap Tm	Diff	Time of Day
3	2:59.322	+15.697	10:56:26.670
4	2:43.625		10:59:10.295
5	2:45.225	+1.600	11:01:55.520
6	2:45.164	+1.539	11:04:40.684
7	2:49.572	+5.947	11:07:30.256
8	2:49.220	+5.595	11:10:19.476
9	2:48.815	+5.190	11:13:08.291
10	2:53.346	+9.721	11:16:01.637

Lap	Lap Tm	Diff	Time of Day
(17) JAVIER DANIEL PITARQUE TORRES			
1			10:50:59.925
2	2:50.970	+3.383	10:53:50.895
3	2:48.717	+1.130	10:56:39.612
4	2:47.587		10:59:27.199
5	2:48.673	+1.086	11:02:15.872
6	2:54.577	+6.990	11:05:10.449
7	2:54.690	+7.103	11:08:05.139
8	3:08.971	+21.384	11:11:14.110
9	2:54.487	+6.900	11:14:08.597
10	2:56.603	+9.016	11:17:05.200

Lap	Lap Tm	Diff	Time of Day
(11) JESUS ESPALLARGAS GIL			
1			10:51:01.852
2	2:52.290	+6.723	10:53:54.142
3	2:52.571	+7.004	10:56:46.713
4	2:55.169	+9.602	10:59:41.882
5	2:50.418	+4.851	11:02:32.300
6	2:54.599	+9.032	11:05:26.899
7	2:45.567		11:08:12.466
8	3:11.994	+26.427	11:11:24.460
9	2:48.884	+3.317	11:14:13.344
10	2:57.928	+12.361	11:17:11.272

Lap	Lap Tm	Diff	Time of Day
(39) YOEL LOPEZ MARTIN			
1			10:50:32.411
2	2:35.127	+3.244	10:53:07.538
3	2:32.870	+0.987	10:55:40.408
4	2:33.061	+1.178	10:58:13.469
5	2:31.883		11:00:45.352
6	2:32.491	+0.608	11:03:17.843
7	2:33.430	+1.547	11:05:51.273
8	6:16.420	+3:44.537	11:12:07.693
9	2:37.020	+5.137	11:14:44.713
10	2:38.545	+6.662	11:17:23.258

Lap	Lap Tm	Diff	Time of Day
(7) ASTOR ARRIAZU MANZANARES			
1			10:50:52.937
2	2:52.656		10:53:45.593
3	3:00.758	+8.102	10:56:46.351
4	2:59.808	+7.152	10:59:46.159
5	3:02.614	+9.958	11:02:48.773
6	2:58.270	+5.614	11:05:47.043
7	3:03.462	+10.806	11:08:50.505
8	3:05.999	+13.343	11:11:56.504
9	2:56.326	+3.670	11:14:52.830
10	2:54.559	+1.903	11:17:47.389

Lap	Lap Tm	Diff	Time of Day
(101) DAVID JIMENEZ JIMENEZ			
1			10:51:10.778
2	2:56.139	+2.539	10:54:06.917
3	2:54.443	+0.843	10:57:01.360
4	2:56.528	+2.928	10:59:57.888
5	3:01.543	+7.943	11:02:59.431
6	2:59.260	+5.660	11:05:58.691
7	2:57.598	+3.998	11:08:56.289
8	3:01.366	+7.766	11:11:57.655

Orbits

El Jefe de Cronometraje
Hora:

El Director de Carrera
Hora:

El/los Comisarios Deportivos
Hora:

Provisional
Definitiva





Zuera, Camp. Aragón MX

MX 2

L. Imaz, Zuera 1,700 km

Primera Manga

30/01/2011 10:55

Carrera (20:00 y 2 Vueltas) iniciado a 10:47:53

Lap	Lap Tm	Diff	Time of Day
9	2:56.666	+3.066	11:14:54.321
10	2:53.600		11:17:47.921

(27) DAVID ARROYO ORDOVAS

1			10:51:01.207
2	3:00.265	+7.653	10:54:01.472
3	3:01.995	+9.383	10:57:03.467
4	2:56.147	+3.535	10:59:59.614
5	2:52.612		11:02:52.226
6	2:55.555	+2.943	11:05:47.781
7	2:55.004	+2.392	11:08:42.785
8	2:57.824	+5.212	11:11:40.609
9	2:55.801	+3.189	11:14:36.410
10	3:35.493	+42.881	11:18:11.903

(80) FERNANDO BELLIDO PARDO

1			10:50:37.532
2	2:37.287	+0.956	10:53:14.819
3	2:36.331		10:55:51.150
4	3:19.384	+43.053	10:59:10.534
5	3:07.281	+30.950	11:02:17.815
6	2:52.356	+16.025	11:05:10.171
7	2:52.196	+15.865	11:08:02.367
8	2:46.974	+10.643	11:10:49.341
9	2:52.341	+16.010	11:13:41.682
10	5:56.539	+3:20.208	11:19:38.221

(28) VALENTI MUÑOZ VILLUENDAS

1			10:51:07.548
2	2:56.003	+9.304	10:54:03.551
3	2:48.543	+1.844	10:56:52.094
4	2:50.945	+4.246	10:59:43.039
5	2:51.394	+4.695	11:02:34.433
6	2:51.094	+4.395	11:05:25.527
7	2:46.699		11:08:12.226
8	2:56.053	+9.354	11:11:08.279
9	2:53.540	+6.841	11:14:01.819
10	5:42.644	+2:55.945	11:19:44.463

(33) SERGIO MUNERA LORIENTE

1			10:51:02.519
2	3:03.757	+5.753	10:54:06.276
3	2:58.004		10:57:04.280
4	3:00.433	+2.429	11:00:04.713
5	3:02.665	+4.661	11:03:07.378
6	2:59.848	+1.844	11:06:07.226
7	3:02.461	+4.457	11:09:09.687
8	3:02.445	+4.441	11:12:12.132
9	2:59.335	+1.331	11:15:11.467

(46) VICTOR URZAY BAQUERO

1			10:50:55.615
2	2:51.045	+1.183	10:53:46.660
3	2:49.862		10:56:36.522
4	3:02.820	+12.958	10:59:39.342
5	3:02.436	+12.574	11:02:41.778
6	3:00.786	+10.924	11:05:42.564
7	3:02.764	+12.902	11:08:45.328
8	3:08.221	+18.359	11:11:53.549
9	3:46.835	+56.973	11:15:40.384

(95) VICTOR MORENO ARROYO

1			10:51:14.591
2	2:56.937		10:54:11.528
3	2:57.719	+0.782	10:57:09.247
4	3:14.322	+17.385	11:00:23.569

Lap	Lap Tm	Diff	Time of Day
5	3:11.602	+14.665	11:03:35.171
6	3:09.058	+12.121	11:06:44.229
7	2:57.777	+0.840	11:09:42.006
8	3:02.081	+5.144	11:12:44.087
9	3:04.738	+7.801	11:15:48.825

(74) IVAN LAURA PUEYO

1			10:51:10.829
2	3:01.610	+2.755	10:54:12.439
3	3:09.531	+10.676	10:57:21.970
4	3:03.938	+5.083	11:00:25.908
5	3:18.911	+20.056	11:03:44.819
6	2:59.442	+0.587	11:06:44.261
7	3:39.866	+41.011	11:10:24.127
8	2:58.855		11:13:22.982
9	3:07.273	+8.418	11:16:30.255

(25) JOSE MADUEÑO VIDAL

1			10:51:09.919
2	3:25.840	+30.332	10:54:35.759
3	2:55.508		10:57:31.267
4	2:56.050	+0.542	11:00:27.317
5	3:02.789	+7.281	11:03:30.106
6	3:05.067	+9.559	11:06:35.173
7	3:29.692	+34.184	11:10:04.865
8	3:19.156	+23.648	11:13:24.021
9	3:24.947	+29.439	11:16:48.968

(24) SERGIO PUYUELO BESCOS

1			10:51:19.171
2	3:06.356	+0.363	10:54:25.527
3	3:24.673	+18.680	10:57:50.200
4	3:08.015	+2.022	11:00:58.215
5	3:05.993		11:04:04.208
6	3:24.303	+18.310	11:07:28.511
7	3:08.046	+2.053	11:10:36.557
8	3:08.440	+2.447	11:13:44.997
9	3:13.835	+7.842	11:16:58.832

(82) FERNANDO OLIVAN FERNANDEZ

1			10:51:13.422
2	3:12.152		10:54:25.574
3	3:16.354	+4.202	10:57:41.928
4	3:19.702	+7.550	11:01:01.630
5	3:14.820	+2.668	11:04:16.450
6	3:13.786	+1.634	11:07:30.236
7	3:15.909	+3.757	11:10:46.145
8	3:15.943	+3.791	11:14:02.088
9	3:15.097	+2.945	11:17:17.185

(19) ALBERTO JIMENEZ SANTACRUZ

1			10:51:18.615
2	4:01.484	+48.377	10:55:20.099
3	3:13.107		10:58:33.206
4	3:30.341	+17.234	11:02:03.547
5	3:31.061	+17.954	11:05:34.608
6	3:17.052	+3.945	11:08:51.660
7	3:14.862	+1.755	11:12:06.522
8	3:18.476	+5.369	11:15:24.998

(199) MAIKEL CALVO CARRERO

1			10:51:04.079
2	10:00.930	+7:10.649	11:01:05.009
3	2:50.281		11:03:55.290
4	2:50.618	+0.337	11:06:45.908
5	2:50.909	+0.628	11:09:36.817

Lap	Lap Tm	Diff	Time of Day
6	4:46.574	+1:56.293	11:14:23.391

(30) MARCO TOLON PEREZ

1			10:51:14.695
2	3:01.042		10:54:15.737
3	3:34.404	+33.362	10:57:50.141

(158) JOSE LUIS ARIAS COUCEIRO

1			10:51:32.989
2	3:21.166		10:54:54.155
3	3:31.741	+10.575	10:58:25.896

Orbits

El Jefe de Cronometraje

El Director de Carrera

El/los Comisarios Deportivos

Provisional

Definitiva

Hora:

Hora:

Hora:





Zuera, Camp. Aragón MX

Clasificado por vueltas

MX 2

L. Imaz, Zuera 1,700 km

Segunda Manga

30/01/2011 12:35

Carrera (20:00 y 2 Vueltas) iniciado a 12:43:42

Pos.	N°	Nombre	Vlt.	Dif. 1°	Total T°	Mejor Tm	Club	Marca
MX-2-JN								
1	51	SERGIO CASTRO ORTEGA	11		27:27.424	2:24.863		TM
2	98	SERGIO VALERA RODRIGUEZ	11	47.010	28:14.434	2:31.242	Mc. Villa de Utri	KAWASAKI
3	90	JON IDIAQUEZ SAN PEDRO	11	2:02.067	29:29.491	2:35.136		KAWASAKI
4	66	JAVIER APARICIO CHAVES	11	2:48.070	30:15.494	2:40.632		KAWASAKI
5	35	SANTOS PRADO CORRALES	10	1 Vuelta	28:00.130	2:43.273	Mc. Cerro Blanc	SUZUKI
6	199	MAIKEL CALVO CARRERO	10	1 Vuelta	29:36.812	2:50.108	Mc. Salvador	TM
7	25	JOSE MADUEÑO VIDAL	10	1 Vuelta	30:15.498	2:55.263		
8	33	SERGIO MUNERA LORIENTE	9	2 Vueltas	27:27.908	2:51.968	Pm. Oscense	KTM
9	101	DAVID JIMENEZ JIMENEZ	9	2 Vueltas	27:34.249	2:53.460		KAWASAKI
10	111	JESUS ESPALLARGAS GIL	9	2 Vueltas	27:46.012	2:51.953	Mc. Bajo Aragón	YAMAHA
11	17	JAVIER DANIEL PITARQUE TORRES	9	2 Vueltas	27:48.032	2:48.500	Mc. Bajo Aragón	YAMAHA
12	74	IVAN LAURA PUEYO	9	2 Vueltas	28:02.813	3:01.517	Mc. Salvador	KAWASAKI
13	28	VALENTI MUÑOZ VILLUENDAS	9	2 Vueltas	28:13.581	2:50.940	Mc. Villa de Utri	KAWASAKI
14	24	SERGIO PUYUELO BESCOS	9	2 Vueltas	28:23.389	3:01.063	Pm. Oscense	HONDA
15	113	CESAR GRASA ROYO	9	2 Vueltas	28:33.427	3:01.723	C.M. Epila	SUZUKI
16	95	VICTOR MORENO ARROYO	9	2 Vueltas	28:48.270	2:55.083	Tauste Mc.	KAWASAKI
17	30	MARCO TOLON PEREZ	9	2 Vueltas	28:53.535	3:02.519	Mc. Fuentes	KAWASAKI
18	7	ASTOR ARRIAZU MANZANARES	9	2 Vueltas	29:09.132	3:04.317		HONDA

No clasificado (75% = 9 Vueltas)

	82	FERNANDO OLIVAN FERNANDEZ	8	3 Vueltas	28:12.173	3:14.875	Mc. Zuera	
NT	158	JOSE LUIS ARIAS COUCEIRO	7	NT	24:39.184	3:17.747		HONDA
NT	19	ALBERTO JIMENEZ SANTACRUZ		NT			Esc. R.T.S.	YAMAHA
NT	97	ARITZ MARTZILLA IRASTORZA		NT				SUZUKI

MX-2-SN

1	37	ALEJANDRO LOPEZ GADEA	11		28:26.790	2:32.543	Tauste Mc.	SUZUKI
2	36	LUIS ALBERTO RODRIGUEZ SERRANO	11	11.565	28:38.355	2:32.124	Mc. Calatayud	KTM
3	104	HECTOR ROMAN ROMAN	11	19.255	28:46.045	2:33.469	MC V. de Tabuer	YAMAHA
4	48	SAMUEL FERRANDO GALEANO	11	1:23.010	29:49.800	2:37.981	Pm. Oscense	HONDA
5	5	RICARDO RAUFAST PARDO	10	1 Vuelta	27:31.579	2:34.200	Mc. Zuera	SUZUKI
6	80	FERNANDO BELLIDO PARDO	10	1 Vuelta	27:36.333	2:42.365	Tauste Mc.	KAWASAKI
7	27	DAVID ARROYO ORDOVAS	10	1 Vuelta	29:52.591	2:50.050	Correcaminos M	KAWASAKI

No clasificado (75% = 9 Vueltas)

NT	39	YOEL LOPEZ MARTIN		NT			Mc. Villa de Utri	KAWASAKI
NT	46	VICTOR URZAY BAQUERO		NT			A.D. Aragon Spc	HONDA

Margin of Victory	Avg. Speed	Best Lap Tm	Best Spd	Best Lap by
47.010	40,864	2:24.863	42,247	51 - SERGIO CASTRO ORTEGA

Orbits

El Jefe de Cronometraje

El Director de Carrera

El/los Comisarios Deportivos

Provisional

Definitiva

Hora:

Hora:

Hora:





Zuera, Camp. Aragón MX

MX 2

L. Imaz, Zuera 1,700 km

Segunda Manga

30/01/2011 12:35

Carrera (20:00 y 2 Vueltas) iniciado a 12:43:42

Lap	Lap Tm	Diff	Time of Day
(51) SERGIO CASTRO ORTEGA			
1			12:46:09.427
2	2:25.050	+0.187	12:48:34.477
3	2:24.863		12:50:59.340
4	2:26.299	+1.436	12:53:25.639
5	2:40.967	+16.104	12:56:06.606
6	2:31.084	+6.221	12:58:37.690
7	2:27.362	+2.499	13:01:05.052
8	2:26.916	+2.053	13:03:31.968
9	2:31.700	+6.837	13:06:03.668
10	2:29.561	+4.698	13:08:33.229
11	2:36.403	+11.540	13:11:09.632

Lap	Lap Tm	Diff	Time of Day
(98) SERGIO VALERA RODRIGUEZ			
1			12:46:19.769
2	2:31.922	+0.680	12:48:51.691
3	2:34.425	+3.183	12:51:26.116
4	2:33.617	+2.375	12:53:59.733
5	2:31.242		12:56:30.975
6	2:33.263	+2.021	12:59:04.238
7	2:32.965	+1.723	13:01:37.203
8	2:33.828	+2.586	13:04:11.031
9	2:33.657	+2.415	13:06:44.688
10	2:34.238	+2.996	13:09:18.926
11	2:37.716	+6.474	13:11:56.642

Lap	Lap Tm	Diff	Time of Day
(37) ALEJANDRO LOPEZ GADEA			
1			12:46:20.010
2	2:35.241	+2.698	12:48:55.251
3	2:33.219	+0.676	12:51:28.470
4	2:34.034	+1.491	12:54:02.504
5	2:34.384	+1.841	12:56:36.888
6	2:33.767	+1.224	12:59:10.655
7	2:36.279	+3.736	13:01:46.934
8	2:36.291	+3.748	13:04:23.225
9	2:33.214	+0.671	13:06:56.439
10	2:32.543		13:09:28.982
11	2:40.016	+7.473	13:12:08.998

Lap	Lap Tm	Diff	Time of Day
(36) LUIS ALBERTO RODRIGUEZ SERRANO			
1			12:46:20.962
2	2:37.182	+5.058	12:48:58.144
3	2:34.409	+2.285	12:51:32.553
4	2:34.211	+2.087	12:54:06.764
5	2:34.524	+2.400	12:56:41.288
6	2:32.682	+0.558	12:59:13.970
7	2:37.999	+5.875	13:01:51.969
8	2:32.124		13:04:24.093
9	2:33.688	+1.564	13:06:57.781
10	2:34.543	+2.419	13:09:32.324
11	2:48.239	+16.115	13:12:20.563

Lap	Lap Tm	Diff	Time of Day
(104) HECTOR ROMAN ROMAN			
1			12:46:28.803
2	2:35.527	+2.058	12:49:04.330
3	2:35.431	+1.962	12:51:39.761
4	2:35.153	+1.684	12:54:14.914
5	2:35.602	+2.133	12:56:50.516
6	2:37.366	+3.897	12:59:27.882
7	2:33.469		13:02:01.351
8	2:38.280	+4.811	13:04:39.631
9	2:35.869	+2.400	13:07:15.500
10	2:34.948	+1.479	13:09:50.448
11	2:37.805	+4.336	13:12:28.253

Lap	Lap Tm	Diff	Time of Day
(90) JON IDIAQUEZ SAN PEDRO			
1			12:46:29.372
2	2:45.639	+10.503	12:49:15.011
3	2:35.886	+0.750	12:51:50.897
4	2:35.136		12:54:26.033
5	2:40.269	+5.133	12:57:06.302
6	2:39.033	+3.897	12:59:45.335
7	2:38.700	+3.564	13:02:24.035
8	2:41.094	+5.958	13:05:05.129
9	2:40.476	+5.340	13:07:45.605
10	2:43.086	+7.950	13:10:28.691
11	2:43.008	+7.872	13:13:11.699

Lap	Lap Tm	Diff	Time of Day
(48) SAMUEL FERRANDO GALEANO			
1			12:46:31.822
2	2:42.901	+4.920	12:49:14.723
3	2:43.282	+5.301	12:51:58.005
4	2:44.435	+6.454	12:54:42.440
5	2:43.141	+5.160	12:57:25.581
6	2:41.249	+3.268	13:00:06.830
7	2:43.574	+5.593	13:02:50.404
8	2:37.981		13:05:28.385
9	2:41.778	+3.797	13:08:10.163
10	2:42.197	+4.216	13:10:52.360
11	2:39.648	+1.667	13:13:32.008

Lap	Lap Tm	Diff	Time of Day
(66) JAVIER APARICIO CHAVES			
1			12:46:31.291
2	2:41.831	+1.199	12:49:13.122
3	2:43.942	+3.310	12:51:57.064
4	2:42.895	+2.263	12:54:39.959
5	2:40.632		12:57:20.591
6	2:42.952	+2.320	13:00:03.543
7	2:42.881	+2.249	13:02:46.424
8	2:41.754	+1.122	13:05:28.178
9	2:47.576	+6.944	13:08:15.754
10	2:50.267	+9.635	13:11:06.021
11	2:51.681	+11.049	13:13:57.702

Lap	Lap Tm	Diff	Time of Day
(5) RICARDO RAUFAST PARDO			
1			12:46:30.384
2	2:54.802	+20.602	12:49:25.186
3	2:34.200		12:51:59.386
4	3:08.565	+34.365	12:55:07.951
5	2:39.357	+5.157	12:57:47.308
6	2:37.923	+3.723	13:00:25.231
7	2:40.173	+5.973	13:03:05.404
8	2:40.831	+6.631	13:05:46.235
9	2:44.752	+10.552	13:08:30.987
10	2:42.800	+8.600	13:11:13.787

Lap	Lap Tm	Diff	Time of Day
(80) FERNANDO BELLIDO PARDO			
1			12:46:28.462
2	2:43.286	+0.921	12:49:11.748
3	2:43.958	+1.593	12:51:55.706
4	2:44.206	+1.841	12:54:39.912
5	2:52.919	+10.554	12:57:32.831
6	2:42.365		13:00:15.196
7	2:47.297	+4.932	13:03:02.493
8	2:45.335	+2.970	13:05:47.828
9	2:42.734	+0.369	13:08:30.562
10	2:47.979	+5.614	13:11:18.541

Lap	Lap Tm	Diff	Time of Day
(35) SANTOS PRADO CORRALES			
1			12:46:41.779
2	2:43.273		12:49:25.052

Lap	Lap Tm	Diff	Time of Day
3	2:46.566	+3.293	12:52:11.618
4	2:46.211	+2.938	12:54:57.829
5	2:44.175	+0.902	12:57:42.004
6	2:44.450	+1.177	13:00:26.454
7	2:46.527	+3.254	13:03:12.981
8	2:51.008	+7.735	13:06:03.989
9	2:46.060	+2.787	13:08:50.049
10	2:52.289	+9.016	13:11:42.338

Lap	Lap Tm	Diff	Time of Day
(199) MAIKEL CALVO CARRERO			
1			12:47:02.215
2	2:57.670	+7.562	12:49:59.885
3	2:51.527	+1.419	12:52:51.412
4	2:53.460	+3.352	12:55:44.872
5	2:50.138	+0.030	12:58:35.010
6	2:50.108		13:01:25.118
7	2:57.087	+6.979	13:04:22.205
8	2:57.489	+7.381	13:07:19.694
9	2:57.255	+7.147	13:10:16.949
10	3:02.071	+11.963	13:13:19.020

Lap	Lap Tm	Diff	Time of Day
(27) DAVID ARROYO ORDOVAS			
1			12:46:54.006
2	2:59.294	+9.244	12:49:53.300
3	2:51.326	+1.276	12:52:44.626
4	2:50.050		12:55:34.676
5	2:50.605	+0.555	12:58:25.281
6	2:54.302	+4.252	13:01:19.583
7	3:09.926	+19.876	13:04:29.509
8	2:55.054	+5.004	13:07:24.563
9	3:02.222	+12.172	13:10:26.785
10	3:08.014	+17.964	13:13:34.799

Lap	Lap Tm	Diff	Time of Day
(25) JOSE MADUEÑO VIDAL			
1			12:47:03.584
2	3:03.186	+7.923	12:50:06.770
3	3:04.484	+9.221	12:53:11.254
4	3:01.608	+6.345	12:56:12.862
5	2:55.263		12:59:08.125
6	2:56.882	+1.619	13:02:05.007
7	2:57.604	+2.341	13:05:02.611
8	2:57.828	+2.565	13:08:00.439
9	2:59.071	+3.808	13:10:59.510
10	2:58.196	+2.933	13:13:57.706

Lap	Lap Tm	Diff	Time of Day
(33) SERGIO MUNERA LORIENTE			
1			12:46:57.106
2	2:53.838	+1.870	12:49:50.944
3	2:51.968		12:52:42.912
4	3:02.821	+10.853	12:55:45.733
5	2:57.795	+5.827	12:58:43.528
6	2:54.960	+2.992	13:01:38.488
7	2:59.498	+7.530	13:04:37.986
8	2:59.168	+7.200	13:07:37.154
9	3:32.962	+40.994	13:11:10.116

Lap	Lap Tm	Diff	Time of Day
(101) DAVID JIMENEZ JIMENEZ			
1			12:47:08.093
2	2:59.627	+6.167	12:50:07.720
3	2:53.460		12:53:01.180
4	2:57.230	+3.770	12:55:58.410
5	3:13.038	+19.578	12:59:11.448
6	3:03.344	+9.884	13:02:14.792
7	2:59.634	+6.174	13:05:14.426
8	2:59.450	+5.990	13:08:13.876
9	3:02.581	+9.121	13:11:16.457

Orbits

El Jefe de Cronometraje

El Director de Carrera

El/los Comisarios Deportivos

Provisional

Definitiva

Hora:

Hora:

Hora:





Zuera, Camp. Aragón MX

MX 2

L. Imaz, Zuera 1,700 km

Segunda Manga

30/01/2011 12:35

Carrera (20:00 y 2 Vueltas) iniciado a 12:43:42

Lap	Lap Tm	Diff	Time of Day
(111) JESUS ESPALLARGAS GIL			
1			12:46:42.327
2	2:51.953		12:49:34.280
3	2:54.821	+2.868	12:52:29.101
4	3:31.634	+39.681	12:56:00.735
5	2:57.528	+5.575	12:58:58.263
6	2:56.154	+4.201	13:01:54.417
7	2:53.074	+1.121	13:04:47.491
8	3:25.130	+33.177	13:08:12.621
9	3:15.599	+23.646	13:11:28.220

Lap	Lap Tm	Diff	Time of Day
(17) JAVIER DANIEL PITARQUE TORRES			
1			12:46:54.457
2	2:53.646	+5.146	12:49:48.103
3	2:52.642	+4.142	12:52:40.745
4	3:23.874	+35.374	12:56:04.619
5	2:54.886	+6.386	12:58:59.505
6	2:57.461	+8.961	13:01:56.966
7	2:51.478	+2.978	13:04:48.444
8	2:48.500		13:07:36.944
9	3:53.296	+1:04.796	13:11:30.240

Lap	Lap Tm	Diff	Time of Day
(74) IVAN LAURA PUEYO			
1			12:47:05.033
2	3:05.281	+3.764	12:50:10.314
3	3:02.743	+1.226	12:53:13.057
4	3:01.517		12:56:14.574
5	3:01.552	+0.035	12:59:16.126
6	3:01.951	+0.434	13:02:18.077
7	3:05.056	+3.539	13:05:23.133
8	3:12.170	+10.653	13:08:35.303
9	3:09.718	+8.201	13:11:45.021

Lap	Lap Tm	Diff	Time of Day
(28) VALENTI MUÑOZ VILLUENDAS			
1			12:48:13.551
2	2:55.734	+4.794	12:51:09.285
3	2:57.019	+6.079	12:54:06.304
4	2:59.139	+8.199	12:57:05.443
5	3:00.587	+9.647	13:00:06.030
6	3:03.347	+12.407	13:03:09.377
7	3:00.747	+9.807	13:06:10.124
8	2:54.725	+3.785	13:09:04.849
9	2:50.940		13:11:55.789

Lap	Lap Tm	Diff	Time of Day
(24) SERGIO PUYUELO BESCOS			
1			12:47:13.461
2	3:01.063		12:50:14.524
3	3:15.044	+13.981	12:53:29.568
4	3:09.735	+8.672	12:56:39.303
5	3:09.481	+8.418	12:59:48.784
6	3:05.763	+4.700	13:02:54.547
7	3:05.773	+4.710	13:06:00.320
8	3:01.932	+0.869	13:09:02.252
9	3:03.345	+2.282	13:12:05.597

Lap	Lap Tm	Diff	Time of Day
(113) CESAR GRASA ROYO			
1			12:47:33.035
2	3:08.645	+6.922	12:50:41.680
3	3:02.288	+0.565	12:53:43.968
4	3:09.071	+7.348	12:56:53.039
5	3:04.501	+2.778	12:59:57.540
6	3:01.723		13:02:59.263
7	3:08.584	+6.861	13:06:07.847
8	3:03.699	+1.976	13:09:11.546
9	3:04.089	+2.366	13:12:15.635

Lap	Lap Tm	Diff	Time of Day
(95) VICTOR MORENO ARROYO			
1			12:47:37.395
2	2:55.083		12:50:32.478
3	3:02.789	+7.706	12:53:35.267
4	3:02.873	+7.790	12:56:38.140
5	3:09.776	+14.693	12:59:47.916
6	3:09.337	+14.254	13:02:57.253
7	3:10.674	+15.591	13:06:07.927
8	3:10.301	+15.218	13:09:18.228
9	3:12.250	+17.167	13:12:30.478

Lap	Lap Tm	Diff	Time of Day
(30) MARCO TOLON PEREZ			
1			12:46:56.122
2	3:02.519		12:49:58.641
3	3:20.280	+17.761	12:53:18.921
4	3:06.245	+3.726	12:56:25.166
5	3:38.847	+36.328	13:00:04.013
6	3:09.867	+7.348	13:03:13.880
7	3:09.113	+6.594	13:06:22.993
8	3:05.847	+3.328	13:09:28.840
9	3:06.903	+4.384	13:12:35.743

Lap	Lap Tm	Diff	Time of Day
(7) ASTOR ARRIAZU MANZANARES			
1			12:47:52.563
2	3:04.317		12:50:56.880
3	3:14.048	+9.731	12:54:10.928
4	3:06.187	+1.870	12:57:17.115
5	3:05.272	+0.955	13:00:22.387
6	3:06.343	+2.026	13:03:28.730
7	3:08.864	+4.547	13:06:37.594
8	3:05.375	+1.058	13:09:42.969
9	3:08.371	+4.054	13:12:51.340

Lap	Lap Tm	Diff	Time of Day
(82) FERNANDO OLIVAN FERNANDEZ			
1			12:48:56.597
2	3:16.944	+2.069	12:52:13.541
3	3:17.794	+2.919	12:55:31.335
4	3:15.618	+0.743	12:58:46.953
5	3:15.512	+0.637	13:02:02.465
6	3:16.714	+1.839	13:05:19.179
7	3:20.327	+5.452	13:08:39.506
8	3:14.875		13:11:54.381

Lap	Lap Tm	Diff	Time of Day
(158) JOSE LUIS ARIAS COUCEIRO			
1			12:47:23.293
2	3:22.079	+4.332	12:50:45.372
3	3:33.798	+16.051	12:54:19.170
4	3:22.142	+4.395	12:57:41.312
5	3:17.747		13:00:59.059
6	3:57.965	+40.218	13:04:57.024
7	3:24.368	+6.621	13:08:21.392

Orbits

El Jefe de Cronometraje

El Director de Carrera

El/los Comisarios Deportivos

Provisional

Definitiva

Hora:

Hora:

Hora:






Zuera, Camp. Aragón MX

MX 2

L. Imaz, Zuera 1,700 km

Final MX2



Pos.	Nº	Nombre	Total puntos	1ªM	2ªM	Marca	Club
MX-2-JN							
1	51	SERGIO CASTRO ORTEGA	50	25	25	TM	
2	98	SERGIO VALERA RODRIGUEZ	42	20	22	KAWASAKI	Mc. Villa de Utrillas
3	90	JON IDIAQUEZ SAN PEDRO	38	18	20	KAWASAKI	
4	66	JAVIER APARICIO CHAVES	34	16	18	KAWASAKI	
5	35	SANTOS PRADO CORRALES	31	15	16	SUZUKI	Mc. Cerro Blanco
6	17	JAVIER DANIEL PITARQUE TORRES	24	14	10	YAMAHA	Mc. Bajo Aragón
7	111	JESUS ESPALLARGAS GIL	24	13	11	YAMAHA	Mc. Bajo Aragón
8	101	DAVID JIMENEZ JIMENEZ	23	11	12	KAWASAKI	
9	97	ARITZ MARTZILLA IRASTORZA	22	22	0	SUZUKI	
10	33	SERGIO MUNERA LORIENTE	22	9	13	KTM	Pm. Oscense
11	25	JOSE MADUEÑO VIDAL	20	6	14		
12	28	VALENTI MUÑOZ VILLUENDAS	18	10	8	KAWASAKI	Mc. Villa de Utrillas
13	74	IVAN LAURA PUEYO	16	7	9	KAWASAKI	Mc. Salvador
14	199	MAIKEL CALVO CARRERO	15	0	15	TM	Mc. Salvador
15	7	ASTOR ARRIAZU MANZANARES	15	12	3	HONDA	
16	95	VICTOR MORENO ARROYO	13	8	5	KAWASAKI	Tauste Mc.
17	24	SERGIO PUYUELO BESCOS	12	5	7	HONDA	Pm. Oscense
18	113	CESAR GRASA ROYO	6	0	6	SUZUKI	C.M. Epila
19	30	MARCO TOLON PEREZ	4	0	4	KAWASAKI	Mc. Fuentes
20	82	FERNANDO OLIVAN FERNANDEZ	4	4	0		Mc. Zuera
21	158	JOSE LUIS ARIAS COUCEIRO	0	0	0	HONDA	
22	19	ALBERTO JIMENEZ SANTACRUZ	0	0	0	YAMAHA	Esc. R.T.S.

MX-2-SN							
1	37	ALEJANDRO LOPEZ GADEA	47	22	25	SUZUKI	Tauste Mc.
2	104	HECTOR ROMAN ROMAN	45	25	20	YAMAHA	MC V. de Tabuena
3	36	LUIS ALBERTO RODRIGUEZ SERRANO	40	18	22	KTM	Mc. Calatayud
4	5	RICARDO RAUFAST PARDO	36	20	16	SUZUKI	Mc. Zuera
5	48	SAMUEL FERRANDO GALEANO	34	16	18	HONDA	Pm. Oscense
6	80	FERNANDO BELLIDO PARDO	28	13	15	KAWASAKI	Tauste Mc.
7	27	DAVID ARROYO ORDOVAS	28	14	14	KAWASAKI	Correcaminos Mc.
8	39	YOEL LOPEZ MARTIN	15	15	0	KAWASAKI	Mc. Villa de Utrillas
9	46	VICTOR URZAY BAQUERO	12	12	0	HONDA	A.D. Aragon Sport

Orbits

El Jefe de Cronometraje

El Director de Carrera

El/los Comisarios Deportivos

Provisional

Definitiva

Hora:

Hora:

Hora:





Federación Aragonesa
de Motociclismo



**GOBIERNO
DE ARAGON**

Zuera, Camp. Aragón MX

Clasificado por mejor tiempo de vuelta


MX Alevin/Promesas

L. Imaz, Zuera 1,700 km

Entrenos Oficiales

30/01/2011 10:05

Clasificación (15:00 Tiempo) iniciado a 10:01:24



Pos.	Nº	Nombre	Mejor Tm	Dif. 1º	En Vlt.	Marca	Club
1	91	IKER LARRAÑAGA OLANO	2:24.252		5	SUZUKI	
2	96	ALEJANDRO SERRANO GOTOR	2:33.081	8.829	5	KTM	
3	728	JOSU ALBIZUA ZUBIZARRETA	2:40.607	16.355	3	YAMAHA	
4	46	SARA COLORET FERNANDEZ	2:47.531	23.279	5	KTM	Mc. Marzan
5	82	MICHEL GARCIA CAÑAS	2:51.029	26.777	5	PUCH	Mc. Villa de Utrilla
6	88	GUILLEM NAVAS LARA	2:51.366	27.114	4		
7	66	ADRIAN APARICIO CHAVES	2:57.526	33.274	5	KTM	
8	23	JUAN MUÑOZ DE LA PEÑA VICENTE	3:03.711	39.459	5	KAWASAKI	Pm. Oscense
9	31	ALEXANDER OLAETA AGUIRRE	3:20.074	55.822	2	KTM	
10	9	GARIKOITZ ORTIZ DE V. REDONDO	3:29.478	1:05.226	4	KAWASAKI	
11	7	LUIS MENE MANERO	4:06.068	1:41.816	3	KAWASAKI	Tauste Mc.
12	99	JOSE MARIA ABELLAN GIL	6:45.551	4:21.299	2	KTM	Sinesponsor Racir
13	1	NICOLAS MENE MANERO			0	KTM	Tauste Mc.

Orbits

El Jefe de Cronometraje

El Director de Carrera

El/los Comisarios Deportivos

Provisional

Definitiva

Hora:

Hora:

Hora:





Zuera, Camp. Aragón MX

MX Alevin/Promesas

L. Imaz, Zuera 1,700 km

Entrenos Oficiales

30/01/2011 10:05

Clasificación (15:00 Tiempo) iniciado a 10:01:24

Lap	Lap Tm	Diff	Time of Day
(91) IKER LARRAÑAGA OLANO			
1			10:03:57.166
2	2:29.737	+5.485	10:06:26.903
3	2:28.634	+4.382	10:08:55.537
4	2:26.365	+2.113	10:11:21.902
5	2:24.252		10:13:46.154
6	2:25.637	+1.385	10:16:11.791
7	2:26.131	+1.879	10:18:37.922
(96) ALEJANDRO SERRANO GOTOR			
1			10:04:28.101
2	2:55.500	+22.419	10:07:23.601
3	4:02.023	+1:28.942	10:11:25.624
4	3:30.033	+56.952	10:14:55.657
5	2:33.081		10:17:28.738
(728) JOSU ALBIZUA ZUBIZARRETA			
1			10:04:11.856
2	2:43.346	+2.739	10:06:55.202
3	2:40.607		10:09:35.809
4	2:41.953	+1.346	10:12:17.762
5	2:40.740	+0.133	10:14:58.502
6	2:41.840	+1.233	10:17:40.342
(46) SARA COLORET FERNANDEZ			
1			10:04:24.491
2	3:05.536	+18.005	10:07:30.027
3	2:52.424	+4.893	10:10:22.451
4	2:48.208	+0.677	10:13:10.659
5	2:47.531		10:15:58.190
6	2:49.414	+1.883	10:18:47.604
(82) MICHEL GARCIA CAÑAS			
1			10:04:42.462
2	2:59.595	+8.566	10:07:42.057
3	2:57.220	+6.191	10:10:39.277
4	2:51.945	+0.916	10:13:31.222
5	2:51.029		10:16:22.251
(88) GUILLEM NAVAS LARA			
1			10:04:46.119
2	2:57.484	+6.118	10:07:43.603
3	2:54.701	+3.335	10:10:38.304
4	2:51.366		10:13:29.670
5	2:52.335	+0.969	10:16:22.005
6	2:54.663	+3.297	10:19:16.668
(66) ADRIAN APARICIO CHAVES			
1			10:05:02.047
2	3:05.448	+7.922	10:08:07.495
3	3:28.096	+30.570	10:11:35.591
4	2:59.282	+1.756	10:14:34.873
5	2:57.526		10:17:32.399
(23) JUAN MUÑOZ DE LA PEÑA VICENTE			
1			10:04:56.131
2	3:08.124	+4.413	10:08:04.255
3	3:04.264	+0.553	10:11:08.519
4	3:05.725	+2.014	10:14:14.244
5	3:03.711		10:17:17.955
(31) ALEXANDER OLAETA AGUIRRE			
1			10:13:27.345
2	3:20.074		10:16:47.419

Lap	Lap Tm	Diff	Time of Day
(9) GARIKOITZ ORTIZ DE V. REDONDO			
1			10:05:15.623
2	4:28.582	+59.104	10:09:44.205
3	3:31.255	+1.777	10:13:15.460
4	3:29.478		10:16:44.938
(7) LUIS MENE MANERO			
1			10:06:12.474
2	4:14.500	+8.432	10:10:26.974
3	4:06.068		10:14:33.042
(99) JOSE MARIA ABELLAN GIL			
1			10:06:20.627
2	6:45.551		10:13:06.178

Lap	Lap Tm	Diff	Time of Day
-----	--------	------	-------------

El Jefe de Cronometraje

El Director de Carrera

El/los Comisarios Deportivos

Provisional

Definitiva

Hora:

Hora:

Hora:

Orbits





Federación Aragonesa
de Motociclismo



**GOBIERNO
DE ARAGON**

Zuera, Camp. Aragón MX

Clasificado por vueltas

MX Alevin/Promesas

L. Imaz, Zuera 1,700 km

Primera Manga

30/01/2011 11:40

Carrera (15:00 y 2 Vueltas) iniciado a 11:45:27

Pos.	N°	Nombre	Vlt.	Dif. 1°	Total T°	Mejor Tm	Club	Marca
Alevin								
1	31	ALEXANDER OLAETA AGUIRRE	7		23:35.353	3:15.980		KTM
2	1	NICOLAS MENE MANERO	3	4 Vueltas	26:14.283	8:11.791	Tauste Mc.	KTM
Prom-Cad								
1	91	IKER LARRAÑAGA OLANO	9		21:54.941	2:24.320		SUZUKI
2	96	ALEJANDRO SERRANO GOTOR	9	1:47.749	23:42.690	2:34.132		KTM
3	728	JOSU ALBIZUA ZUBIZARRETA	9	1:50.450	23:45.391	2:36.304		YAMAHA
4	46	SARA COLORET FERNANDEZ	8	1 Vuelta	22:45.448	2:42.575	Mc. Marzan	KTM
5	82	MICHEL GARCIA CAÑAS	8	1 Vuelta	22:53.739	2:49.885	Mc. Villa de Utri	PUCH
6	88	GUILLEM NAVAS LARA	8	1 Vuelta	24:36.412	2:47.498		
7	23	JUAN MUÑOZ DE LA PEÑA VICENTE	8	1 Vuelta	24:46.584	2:57.840	Pm. Oscense	KAWASAKI
Prom-Juv								
1	66	ADRIAN APARICIO CHAVES	8		22:44.340	2:46.026		KTM
2	99	JOSE MARIA ABELLAN GIL	7	1 Vuelta	24:37.715	3:13.178	Sinesponsor Rac	KTM
3	9	GARIKOITZ ORTIZ DE V. REDONDO	7	1 Vuelta	25:03.180	3:18.198		KAWASAKI
4	7	LUIS MENE MANERO	6	2 Vueltas	24:07.036	3:42.636	Tauste Mc.	KAWASAKI

Margin of Victory	Avg. Speed	Best Lap Tm	Best Spd	Best Lap by
1:47.749	41,888	2:24.320	42,406	91 - IKER LARRAÑAGA OLANO

Orbits

El Jefe de Cronometraje

El Director de Carrera

El/los Comisarios Deportivos

Provisional

Definitiva



Hora:

Hora:

Hora:



Zuera, Camp. Aragón MX

MX Alevin/Promesas

L. Imaz, Zuera 1,700 km

Primera Manga

30/01/2011 11:40

Carrera (15:00 y 2 Vueltas) iniciado a 11:45:27

Lap	Lap Tm	Diff	Time of Day
(91) IKER LARRAÑAGA OLANO			
1			11:47:53.377
2	2:24.860	+0.540	11:50:18.237
3	2:25.009	+0.689	11:52:43.246
4	2:25.014	+0.694	11:55:08.260
5	2:25.178	+0.858	11:57:33.438
6	2:25.675	+1.355	11:59:59.113
7	2:24.320		12:02:23.433
8	2:25.644	+1.324	12:04:49.077
9	2:33.570	+9.250	12:07:22.647

Lap	Lap Tm	Diff	Time of Day
(96) ALEJANDRO SERRANO GOTOR			
1			11:48:04.099
2	2:34.568	+0.436	11:50:38.667
3	2:37.462	+3.330	11:53:16.129
4	2:34.132		11:55:50.261
5	2:35.719	+1.587	11:58:25.980
6	2:47.168	+13.036	12:01:13.148
7	2:37.346	+3.214	12:03:50.494
8	2:39.490	+5.358	12:06:29.984
9	2:40.412	+6.280	12:09:10.396

Lap	Lap Tm	Diff	Time of Day
(728) JOSU ALBIZUA ZUBIZARRETA			
1			11:48:07.091
2	2:36.304		11:50:43.395
3	2:39.573	+3.269	11:53:22.968
4	2:39.014	+2.710	11:56:01.982
5	2:39.360	+3.056	11:58:41.342
6	2:37.108	+0.804	12:01:18.450
7	2:37.731	+1.427	12:03:56.181
8	2:39.373	+3.069	12:06:35.554
9	2:37.543	+1.239	12:09:13.097

Lap	Lap Tm	Diff	Time of Day
(66) ADRIAN APARICIO CHAVES			
1			11:48:27.552
2	2:52.305	+6.279	11:51:19.857
3	2:49.033	+3.007	11:54:08.890
4	2:48.569	+2.543	11:56:57.459
5	2:46.026		11:59:43.485
6	2:47.675	+1.649	12:02:31.160
7	2:51.519	+5.493	12:05:22.679
8	2:49.367	+3.341	12:08:12.046

Lap	Lap Tm	Diff	Time of Day
(46) SARA COLORET FERNANDEZ			
1			11:48:23.723
2	2:52.041	+9.466	11:51:15.764
3	2:46.845	+4.270	11:54:02.609
4	2:45.564	+2.989	11:56:48.173
5	3:09.149	+26.574	11:59:57.322
6	2:45.692	+3.117	12:02:43.014
7	2:47.565	+4.990	12:05:30.579
8	2:42.575		12:08:13.154

Lap	Lap Tm	Diff	Time of Day
(82) MICHEL GARCIA CAÑAS			
1			11:48:23.313
2	2:51.798	+1.913	11:51:15.111
3	2:51.830	+1.945	11:54:06.941
4	2:49.885		11:56:56.826
5	2:53.066	+3.181	11:59:49.892
6	2:50.289	+0.404	12:02:40.181
7	2:50.171	+0.286	12:05:30.352
8	2:51.093	+1.208	12:08:21.445

Lap	Lap Tm	Diff	Time of Day
(88) GUILLEM NAVAS LARA			
1			11:48:21.242

Lap	Lap Tm	Diff	Time of Day
2	2:52.030	+4.532	11:51:13.272
3	2:47.498		11:54:00.770
4	2:48.181	+0.683	11:56:48.951
5	3:20.857	+33.359	12:00:09.808
6	3:11.623	+24.125	12:03:21.431
7	3:19.445	+31.947	12:06:40.876
8	3:23.242	+35.744	12:10:04.118

Lap	Lap Tm	Diff	Time of Day
(23) JUAN MUÑOZ DE LA PEÑA VICENTE			
1			11:48:29.104
2	2:57.840		11:51:26.944
3	3:32.769	+34.929	11:54:59.713
4	3:00.411	+2.571	11:58:00.124
5	3:01.341	+3.501	12:01:01.465
6	3:04.667	+6.827	12:04:06.132
7	3:03.679	+5.839	12:07:09.811
8	3:04.479	+6.639	12:10:14.290

Lap	Lap Tm	Diff	Time of Day
(31) ALEXANDER OLAETA AGUIRRE			
1			11:48:55.410
2	3:16.940	+0.960	11:52:12.350
3	3:18.783	+2.803	11:55:31.133
4	3:15.980		11:58:47.113
5	3:18.834	+2.854	12:02:05.947
6	3:19.854	+3.874	12:05:25.801
7	3:37.258	+21.278	12:09:03.059

Lap	Lap Tm	Diff	Time of Day
(99) JOSE MARIA ABELLAN GIL			
1			11:49:05.612
2	3:24.921	+11.743	11:52:30.533
3	3:19.795	+6.617	11:55:50.328
4	3:14.802	+1.624	11:59:05.130
5	3:13.178		12:02:18.308
6	3:18.205	+5.027	12:05:36.513
7	4:28.908	+1:15.730	12:10:05.421

Lap	Lap Tm	Diff	Time of Day
(9) GARIKOITZ ORTIZ DE V. REDONDO			
1			11:48:57.458
2	3:22.681	+4.483	11:52:20.139
3	3:18.198		11:55:38.337
4	3:22.418	+4.220	11:59:00.755
5	3:20.276	+2.078	12:02:21.031
6	4:21.807	+1:03.609	12:06:42.838
7	3:48.048	+29.850	12:10:30.886

Lap	Lap Tm	Diff	Time of Day
(7) LUIS MENE MANERO			
1			11:49:51.185
2	3:42.685	+0.049	11:53:33.870
3	3:56.852	+14.216	11:57:30.722
4	3:42.636		12:01:13.358
5	3:43.413	+0.777	12:04:56.771
6	4:37.971	+55.335	12:09:34.742

Lap	Lap Tm	Diff	Time of Day
(1) NICOLAS MENE MANERO			
1			11:54:04.868
2	9:25.330	+1:13.539	12:03:30.198
3	8:11.791		12:11:41.989

Orbits

El Jefe de Cronometraje

El Director de Carrera

El/los Comisarios Deportivos

Provisional

Definitiva



Hora:

Hora:

Hora:



Federación Aragonesa
de Motociclismo



**GOBIERNO
DE ARAGON**

Zuera, Camp. Aragón MX

Clasificado por vueltas

MX Alevin/Promesas

L. Imaz, Zuera 1,700 km

Segunda Manga

30/01/2011 13:25

Carrera (15:00 y 2 Vueltas) iniciado a 13:39:47

Pos.	N°	Nombre	Vlt.	Dif. 1°	Total T°	Mejor Tm Club	Marca
Alevin							
1	31	ALEXANDER OLAETA AGUIRRE	6		23:59.924	3:25.548	KTM
No clasificado							
NT	1	NICOLAS MENE MANERO		NT		Tauste Mc.	KTM
Prom-Cad							
1	91	IKER LARRAÑAGA OLANO	9		21:58.493	2:22.409	SUZUKI
2	96	ALEJANDRO SERRANO GOTOR	9	2:03.131	24:01.624	2:37.668	KTM
3	728	JOSU ALBIZUA ZUBIZARRETA	9	2:34.391	24:32.884	2:39.752	YAMAHA
4	46	SARA COLORET FERNANDEZ	8	1 Vuelta	22:23.745	2:45.727	Mc. Marzan KTM
5	82	MICHEL GARCIA CAÑAS	8	1 Vuelta	23:04.545	2:50.223	Mc. Villa de Utri PUCH
6	88	GUILLEM NAVAS LARA	8	1 Vuelta	23:53.424	2:51.844	
7	23	JUAN MUÑOZ DE LA PEÑA VICENTE	7	2 Vueltas	22:43.696	2:57.182	Pm. Oscense KAWASAKI
Prom-Juv							
1	66	ADRIAN APARICIO CHAVES	8		23:41.658	2:55.318	KTM
2	9	GARIKOITZ ORTIZ DE V. REDONDO	7	1 Vuelta	25:27.604	3:23.961	KAWASAKI
3	99	JOSE MARIA ABELLAN GIL	6	2 Vueltas	22:51.674	3:24.162	Sinesponsor Rac KTM
4	7	LUIS MENE MANERO	6	2 Vueltas	22:52.828	3:32.010	Tauste Mc. KAWASAKI

Margin of Victory	Avg. Speed	Best Lap Tm	Best Spd	Best Lap by
2:03.131	41,775	2:22.409	42,975	91 - IKER LARRAÑAGA OLANO

Orbits

El Jefe de Cronometraje

El Director de Carrera

El/los Comisarios Deportivos

Provisional

Definitiva

Hora:

Hora:

Hora:





Zuera, Camp. Aragón MX

MX Alevin/Promesas

L. Imaz, Zuera 1,700 km

Segunda Manga

30/01/2011 13:25

Carrera (15:00 y 2 Vueltas) iniciado a 13:39:47

Lap	Lap Tm	Diff	Time of Day
(91) IKER LARRAÑAGA OLANO			
1			13:42:16.566
2	2:28.379	+5.970	13:44:44.945
3	2:26.752	+4.343	13:47:11.697
4	2:26.545	+4.136	13:49:38.242
5	2:25.347	+2.938	13:52:03.589
6	2:23.992	+1.583	13:54:27.581
7	2:24.120	+1.711	13:56:51.701
8	2:22.409		13:59:14.110
9	2:32.128	+9.719	14:01:46.238

Lap	Lap Tm	Diff	Time of Day
(96) ALEJANDRO SERRANO GOTOR			
1			13:42:25.503
2	2:38.651	+0.983	13:45:04.154
3	2:40.230	+2.562	13:47:44.384
4	2:39.264	+1.596	13:50:23.648
5	2:37.668		13:53:01.316
6	2:39.031	+1.363	13:55:40.347
7	2:38.757	+1.089	13:58:19.104
8	2:40.353	+2.685	14:00:59.457
9	2:49.912	+12.244	14:03:49.369

Lap	Lap Tm	Diff	Time of Day
(728) JOSU ALBIZUA ZUBIZARRETA			
1			13:42:30.178
2	2:41.204	+1.452	13:45:11.382
3	2:39.752		13:47:51.134
4	2:40.442	+0.690	13:50:31.576
5	2:39.763	+0.011	13:53:11.339
6	2:41.931	+2.179	13:55:53.270
7	2:43.541	+3.789	13:58:36.811
8	2:42.620	+2.868	14:01:19.431
9	3:01.198	+21.446	14:04:20.629

Lap	Lap Tm	Diff	Time of Day
(46) SARA COLORET FERNANDEZ			
1			13:42:42.804
2	2:46.792	+1.065	13:45:29.596
3	2:47.361	+1.634	13:48:16.957
4	2:46.930	+1.203	13:51:03.887
5	2:48.067	+2.340	13:53:51.954
6	2:46.134	+0.407	13:56:38.088
7	2:45.727		13:59:23.815
8	2:47.675	+1.948	14:02:11.490

Lap	Lap Tm	Diff	Time of Day
(82) MICHEL GARCIA CAÑAS			
1			13:42:42.517
2	2:53.365	+3.142	13:45:35.882
3	2:50.223		13:48:26.105
4	2:51.483	+1.260	13:51:17.588
5	2:52.287	+2.064	13:54:09.875
6	2:52.676	+2.453	13:57:02.551
7	2:54.656	+4.433	13:59:57.207
8	2:55.083	+4.860	14:02:52.290

Lap	Lap Tm	Diff	Time of Day
(66) ADRIAN APARICIO CHAVES			
1			13:42:46.119
2	2:55.318		13:45:41.437
3	2:56.084	+0.766	13:48:37.521
4	2:58.117	+2.799	13:51:35.638
5	2:57.914	+2.596	13:54:33.552
6	3:00.123	+4.805	13:57:33.675
7	2:55.566	+0.248	14:00:29.241
8	3:00.162	+4.844	14:03:29.403

Lap	Lap Tm	Diff	Time of Day
(88) GUILLEM NAVAS LARA			
1			13:43:08.527

Lap	Lap Tm	Diff	Time of Day
2	2:51.844		13:46:00.371
3	2:54.030	+2.186	13:48:54.401
4	2:54.789	+2.945	13:51:49.190
5	2:55.263	+3.419	13:54:44.453
6	2:56.739	+4.895	13:57:41.192
7	2:56.650	+4.806	14:00:37.842
8	3:03.327	+11.483	14:03:41.169

Lap	Lap Tm	Diff	Time of Day
(23) JUAN MUÑOZ DE LA PEÑA VICENTE			
1			13:43:15.068
2	2:57.182		13:46:12.250
3	3:05.769	+8.587	13:49:18.019
4	3:06.115	+8.933	13:52:24.134
5	3:08.372	+11.190	13:55:32.506
6	3:10.156	+12.974	13:58:42.662
7	3:48.779	+51.597	14:02:31.441

Lap	Lap Tm	Diff	Time of Day
(9) GARIKOITZ ORTIZ DE V. REDONDO			
1			13:43:20.231
2	3:58.370	+34.409	13:47:18.601
3	3:23.961		13:50:42.562
4	3:30.235	+6.274	13:54:12.797
5	3:34.774	+10.813	13:57:47.571
6	3:37.811	+13.850	14:01:25.382
7	3:49.967	+26.006	14:05:15.349

Lap	Lap Tm	Diff	Time of Day
(99) JOSE MARIA ABELLAN GIL			
1			13:44:55.758
2	3:32.549	+8.387	13:48:28.307
3	3:29.109	+4.947	13:51:57.416
4	3:24.162		13:55:21.578
5	3:31.676	+7.514	13:58:53.254
6	3:46.165	+22.003	14:02:39.419

Lap	Lap Tm	Diff	Time of Day
(7) LUIS MENE MANERO			
1			13:43:29.045
2	3:32.010		13:47:01.055
3	3:42.942	+10.932	13:50:43.997
4	3:53.826	+21.816	13:54:37.823
5	3:41.857	+9.847	13:58:19.680
6	4:20.893	+48.883	14:02:40.573

Lap	Lap Tm	Diff	Time of Day
(31) ALEXANDER OLAETA AGUIRRE			
1			13:43:19.918
2	4:29.732	+1:04.184	13:47:49.650
3	3:25.548		13:51:15.198
4	4:49.798	+1:24.250	13:56:04.996
5	3:56.419	+30.871	14:00:01.415
6	3:46.254	+20.706	14:03:47.669

El Jefe de Cronometraje

El Director de Carrera

El/los Comisarios Deportivos

Provisional

Definitiva

Hora:

Hora:

Hora:





Zuera, Camp. Aragón MX

MX Alevin/Promesas

L. Imaz, Zuera 1,700 km

Final Promesas - Alevin

Pos.	Nº	Nombre	Total puntos	1ªM	2ªM	Marca	Club
Alevin							
1	31	ALEXANDER OLAETA AGUIRRE	50	25	25	KTM	
2	1	NICOLAS MENE MANERO	22	22	0	KTM	Tauste Mc.
Prom-Cad							
1	91	IKER LARRAÑAGA OLANO	50	25	25	SUZUKI	
2	96	ALEJANDRO SERRANO GOTOR	44	22	22	KTM	
3	728	JOSU ALBIZUA ZUBIZARRETA	40	20	20	YAMAHA	
4	46	SARA COLORET FERNANDEZ	36	18	18	KTM	Mc. Marzan
5	82	MICHEL GARCIA CAÑAS	32	16	16	PUCH	Mc. Villa de Utrillas
6	88	GUILLEM NAVAS LARA	30	15	15		
7	23	JUAN MUÑOZ DE LA PEÑA VICENTE	28	14	14	KAWASAKI	Pm. Oscense
Prom-Juv							
1	66	ADRIAN APARICIO CHAVES	50	25	25	KTM	
2	9	GARIKOITZ ORTIZ DE V. REDONDO	42	20	22	KAWASAKI	
3	99	JOSE MARIA ABELLAN GIL	42	22	20	KTM	Sinesponsor Racing
4	7	LUIS MENE MANERO	36	18	18	KAWASAKI	Tauste Mc.

Orbits

El Jefe de Cronometraje

El Director de Carrera

El/los Comisarios Deportivos

Provisional

Definitiva

Hora:

Hora:

Hora:





Federación Aragonesa
de Motociclismo



**GOBIERNO
DE ARAGON**

Zuera, Camp. Aragón MX

Clasificado por mejor tiempo de vuelta

MX Clasicas/Veteranos

L. Imaz, Zuera 1,700 km

Entrenos Oficiales

30/01/2011 09:50

Clasificación (10:00 Tiempo) iniciado a 9:46:10

Pos.	Nº	Nombre	Mejor Tm	Dif. 1º	En Vlt.	Marca	Club
1	4	ANTONIO PEREZ CUEN	2:40.608		2	KAWASAKI	Esc. R.T.S.
2	33	RAUL TELLO SALAS	2:40.932	0.324	3	KAWASAKI	Esc. R.T.S.
3	25	JUAN CARLOS LLUCH LIARTE	2:45.016	4.408	3	KAWASAKI	Mc. Zuera
4	48	OCTAVIO JOSE MATEO PEREZ	2:52.113	11.505	2	YAMAHA	Mc. Calatayud
5	86	JOSE C. ESCOBAR EMBID	3:01.808	21.200	2	KTM	Tauste Mc.
6	48	CARLOS SOLA ANDREU	3:07.569	26.961	2	YAMAHA	
7	50	EMILIO JESUS GRACIA GIMENO	3:10.989	30.381	3	HONDA	Tauste Mc.
8	5	ROBERTO CASTELLAR ABAD	3:11.273	30.665	2	KAWASAKI	Pm. Oscense
9	67	CESAR ALBERT OLMO	3:11.862	31.254	2	YAMAHA	
10	11	MIGUEL A. ABELLAN MARTINEZ	3:15.539	34.931	2	KAWASAKI	Sinesponsor Racir
11	61	JESUS ULLATE BURGOS	3:20.129	39.521	2	YAMAHA	
12	7	ALBERTO MARZAL LAZARO	3:24.563	43.955	2	SUZUKI	Mc. Zuera
13	47	ALEJANDRO GIMENEZ ASCASO	3:26.408	45.800	2	HONDA	Correcaminos Mc.
14	86	JAUME LLOP SERRA	3:27.023	46.415	2	HUSQVARNA	Bultaco S.C.
15	2	JOSE RAFAEL CORTELL DEBUENO	3:27.208	46.600	2	MAICO	Mc. Zuera
16	3	PEDRO LOSCOS MARTINEZ	3:28.598	47.990	2	YAMAHA	Mc. Cerro Blanco
17	499	PEDRO JOSE TORRES ROYO	3:45.389	1:04.781	2	HONDA	Mc. Cerro Blanco

Orbits

El Jefe de Cronometraje

El Director de Carrera

El/los Comisarios Deportivos

Provisional

Definitiva

Hora:

Hora:

Hora:





Zuera, Camp. Aragón MX

MX Clasicas/Veteranos

L. Imaz, Zuera 1,700 km

Entrenos Oficiales

30/01/2011 09:50

Clasificación (10:00 Tiempo) iniciado a 9:46:10

Lap	Lap Tm	Diff	Time of Day
(4) ANTONIO PEREZ CUEN			
1			9:49:26.857
2	2:40.608		9:52:07.465
3	2:48.968	+8.360	9:54:56.433
4	2:42.225	+1.617	9:57:38.658

Lap	Lap Tm	Diff	Time of Day
(33) RAUL TELLO SALAS			
1			9:49:06.419
2	2:47.947	+7.015	9:51:54.366
3	2:40.932		9:54:35.298
4	3:00.404	+19.472	9:57:35.702

Lap	Lap Tm	Diff	Time of Day
(25) JUAN CARLOS LLUCH LIARTE			
1			9:49:14.754
2	2:51.646	+6.630	9:52:06.400
3	2:45.016		9:54:51.416
4	2:45.131	+0.115	9:57:36.547

Lap	Lap Tm	Diff	Time of Day
(48) OCTAVIO JOSE MATEO PEREZ			
1			9:49:58.000
2	2:52.113		9:52:50.113
3	3:01.799	+9.686	9:55:51.912
4	3:10.304	+18.191	9:59:02.216

Lap	Lap Tm	Diff	Time of Day
(86) JOSE C. ESCOBAR EMBID			
1			9:49:47.018
2	3:01.808		9:52:48.826

Lap	Lap Tm	Diff	Time of Day
(48) CARLOS SOLA ANDREU			
1			9:49:49.541
2	3:07.569		9:52:57.110
3	3:09.062	+1.493	9:56:06.172
4	3:17.054	+9.485	9:59:23.226

Lap	Lap Tm	Diff	Time of Day
(50) EMILIO JESUS GRACIA GIMENO			
1			9:49:59.301
2	3:13.955	+2.966	9:53:13.256
3	3:10.989		9:56:24.245

Lap	Lap Tm	Diff	Time of Day
(5) ROBERTO CASTELLAR ABAD			
1			9:49:34.347
2	3:11.273		9:52:45.620
3	3:12.728	+1.455	9:55:58.348
4	3:16.096	+4.823	9:59:14.444

Lap	Lap Tm	Diff	Time of Day
(67) CESAR ALBERT OLMO			
1			9:49:35.677
2	3:11.862		9:52:47.539
3	3:16.166	+4.304	9:56:03.705
4	3:23.558	+11.696	9:59:27.263

Lap	Lap Tm	Diff	Time of Day
(11) MIGUEL A. ABELLAN MARTINEZ			
1			9:50:09.742
2	3:15.539		9:53:25.281
3	3:47.750	+32.211	9:57:13.031

Lap	Lap Tm	Diff	Time of Day
(61) JESUS ULLATE BURGOS			
1			9:50:20.382
2	3:20.129		9:53:40.511
3	3:25.998	+5.869	9:57:06.509

Lap	Lap Tm	Diff	Time of Day
(7) ALBERTO MARZAL LAZARO			
1			9:49:34.987
2	3:24.563		9:52:59.550
3	6:44.297	+3:19.734	9:59:43.847

Lap	Lap Tm	Diff	Time of Day
(47) ALEJANDRO GIMENEZ ASCASO			
1			9:49:58.574
2	3:26.408		9:53:24.982
3	3:27.168	+0.760	9:56:52.150

Lap	Lap Tm	Diff	Time of Day
(86) JAUME LLOP SERRA			
1			9:49:53.111
2	3:27.023		9:53:20.134
3	3:30.996	+3.973	9:56:51.130

Lap	Lap Tm	Diff	Time of Day
(2) JOSE RAFAEL CORTELL DEBUENO			
1			9:49:55.532
2	3:27.208		9:53:22.740
3	3:27.933	+0.725	9:56:50.673

Lap	Lap Tm	Diff	Time of Day
(3) PEDRO LOSCOS MARTINEZ			
1			9:51:48.005
2	3:28.598		9:55:16.603
3	3:32.623	+4.025	9:58:49.226

Lap	Lap Tm	Diff	Time of Day
(499) PEDRO JOSE TORRES ROYO			
1			9:50:16.818
2	3:45.389		9:54:02.207
3	4:19.377	+33.988	9:58:21.584

Orbits

El Jefe de Cronometraje

El Director de Carrera

El/los Comisarios Deportivos

Provisional

Definitiva

Hora:

Hora:

Hora:





Federación Aragonesa
de Motociclismo



**GOBIERNO
DE ARAGON**

Zuera, Camp. Aragón MX

Clasificado por vueltas

MX Clasicas/Veteranos

L. Imaz, Zuera 1,700 km

Primera Manga

30/01/2011 11:20

Carrera (15:00 y 2 Vueltas) iniciado a 11:20:28

Pos.	N°	Nombre	Vit.	Dif. 1°	Total T°	Mejor Tm	Club	Marca
Clasicas								
1	67	CESAR ALBERT OLMO	7		21:50.353	3:01.249		YAMAHA
2	48	CARLOS SOLA ANDREU	7	25.758	22:16.111	3:07.661		YAMAHA
3	7	ALBERTO MARZAL LAZARO	7	58.118	22:48.471	3:05.124	Mc. Zuera	SUZUKI
4	2	JOSE RAFAEL CORTELL DEBUENO	7	2:12.101	24:02.454	3:19.124	Mc. Zuera	MAICO
5	86	JAUME LLOP SERRA	6	1 Vuelta	20:45.042	3:16.450	Bultaco S.C.	HUSQVARNA
6	61	JESUS ULLATE BURGOS	6	1 Vuelta	21:07.457	3:26.455		YAMAHA

No clasificado (75% = 6 Vueltas)

NT 3 PEDRO LOSCOS MARTINEZ NT Mc. Cerro Blanc YAMAHA

Veteranos

1	33	RAUL TELLO SALAS	8		20:40.028	2:32.472	Esc. R.T.S.	KAWASAKI
2	4	ANTONIO PEREZ CUEN	8	45.643	21:25.671	2:38.516	Esc. R.T.S.	KAWASAKI
3	25	JUAN CARLOS LLUCH LIARTE	8	1:15.198	21:55.226	2:40.709	Mc. Zuera	KAWASAKI
4	5	ROBERTO CASTELLAR ABAD	7	1 Vuelta	21:59.799	3:02.722	Pm. Oscense	KAWASAKI
5	11	MIGUEL A. ABELLAN MARTINEZ	7	1 Vuelta	22:10.673	3:02.609	Sinesponsor Rac	KAWASAKI
6	47	ALEJANDRO GIMENEZ ASCASO	7	1 Vuelta	22:16.731	3:00.611	Correcaminos M	HONDA
7	48	OCTAVIO JOSE MATEO PEREZ	7	1 Vuelta	22:35.676	3:05.230	Mc. Calatayud	YAMAHA
8	50	EMILIO JESUS GRACIA GIMENO	7	1 Vuelta	23:21.157	3:09.966	Tauste Mc.	HONDA
9	499	PEDRO JOSE TORRES ROYO	6	2 Vueltas	21:35.807	3:26.425	Mc. Cerro Blanc	HONDA

No clasificado (75% = 6 Vueltas)

NT 86 JOSE C. ESCOBAR EMBID NT Tauste Mc. KTM

Margin of Victory	Avg. Speed	Best Lap Tm	Best Spd	Best Lap by
45.643	39,483	2:32.472	40,139	33 - RAUL TELLO SALAS

Orbits

El Jefe de Cronometraje

El Director de Carrera

El/los Comisarios Deportivos

Provisional

Definitiva

Hora:

Hora:

Hora:





Zuera, Camp. Aragón MX

MX Clasicas/Veteranos

L. Imaz, Zuera 1,700 km

Primera Manga

30/01/2011 11:20

Carrera (15:00 y 2 Vueltas) iniciado a 11:20:28

Lap	Lap Tm	Diff	Time of Day
(33) RAUL TELLO SALAS			
1			11:23:04.999
2	2:33.864	+1.392	11:25:38.863
3	2:32.827	+0.355	11:28:11.690
4	2:34.635	+2.163	11:30:46.325
5	2:32.472		11:33:18.797
6	2:35.153	+2.681	11:35:53.950
7	2:36.952	+4.480	11:38:30.902
8	2:37.391	+4.919	11:41:08.293

Lap	Lap Tm	Diff	Time of Day
(4) ANTONIO PEREZ CUEN			
1			11:23:07.512
2	2:38.516		11:25:46.028
3	2:39.634	+1.118	11:28:25.662
4	2:39.949	+1.433	11:31:05.611
5	2:39.266	+0.750	11:33:44.877
6	2:45.411	+6.895	11:36:30.288
7	2:41.617	+3.101	11:39:11.905
8	2:42.031	+3.515	11:41:53.936

Lap	Lap Tm	Diff	Time of Day
(25) JUAN CARLOS LLUCH LIARTE			
1			11:23:15.866
2	2:43.062	+2.353	11:25:58.928
3	2:40.709		11:28:39.637
4	2:43.245	+2.536	11:31:22.882
5	2:44.752	+4.043	11:34:07.634
6	2:42.895	+2.186	11:36:50.529
7	2:46.835	+6.126	11:39:37.364
8	2:46.127	+5.418	11:42:23.491

Lap	Lap Tm	Diff	Time of Day
(67) CESAR ALBERT OLMO			
1			11:23:38.705
2	3:02.884	+1.635	11:26:41.589
3	3:01.249		11:29:42.838
4	3:09.891	+8.642	11:32:52.729
5	3:08.435	+7.186	11:36:01.164
6	3:07.630	+6.381	11:39:08.794
7	3:09.824	+8.575	11:42:18.618

Lap	Lap Tm	Diff	Time of Day
(5) ROBERTO CASTELLAR ABAD			
1			11:23:56.692
2	3:04.572	+1.850	11:27:01.264
3	3:06.726	+4.004	11:30:07.990
4	3:03.700	+0.978	11:33:11.690
5	3:02.722		11:36:14.412
6	3:03.419	+0.697	11:39:17.831
7	3:10.233	+7.511	11:42:28.064

Lap	Lap Tm	Diff	Time of Day
(11) MIGUEL A. ABELLAN MARTINEZ			
1			11:23:50.862
2	3:07.800	+5.191	11:26:58.662
3	3:08.360	+5.751	11:30:07.022
4	3:03.759	+1.150	11:33:10.781
5	3:19.677	+17.068	11:36:30.458
6	3:05.871	+3.262	11:39:36.329
7	3:02.609		11:42:38.938

Lap	Lap Tm	Diff	Time of Day
(48) CARLOS SOLA ANDREU			
1			11:23:38.002
2	3:07.661		11:26:45.663
3	3:13.769	+6.108	11:29:59.432
4	3:10.192	+2.531	11:33:09.624
5	3:16.756	+9.095	11:36:26.380
6	3:10.166	+2.505	11:39:36.546
7	3:07.830	+0.169	11:42:44.376

Lap	Lap Tm	Diff	Time of Day
(47) ALEJANDRO GIMENEZ ASCASO			
1			11:24:01.465
2	3:16.901	+16.290	11:27:18.366
3	3:08.489	+7.878	11:30:26.855
4	3:07.426	+6.815	11:33:34.281
5	3:06.132	+5.521	11:36:40.413
6	3:00.611		11:39:41.024
7	3:03.972	+3.361	11:42:44.996

Lap	Lap Tm	Diff	Time of Day
(48) OCTAVIO JOSE MATEO PEREZ			
1			11:23:28.432
2	3:06.384	+1.154	11:26:34.816
3	3:05.230		11:29:40.046
4	3:19.256	+14.026	11:32:59.302
5	3:31.246	+26.016	11:36:30.548
6	3:16.116	+10.886	11:39:46.664
7	3:17.277	+12.047	11:43:03.941

Lap	Lap Tm	Diff	Time of Day
(7) ALBERTO MARZAL LAZARO			
1			11:23:53.853
2	3:12.128	+7.004	11:27:05.981
3	3:10.350	+5.226	11:30:16.331
4	3:07.277	+2.153	11:33:23.608
5	3:09.880	+4.756	11:36:33.488
6	3:05.124		11:39:38.612
7	3:38.124	+33.000	11:43:16.736

Lap	Lap Tm	Diff	Time of Day
(50) EMILIO JESUS GRACIA GIMENO			
1			11:24:37.036
2	3:14.737	+4.771	11:27:51.773
3	3:10.280	+0.314	11:31:02.053
4	3:13.339	+3.373	11:34:15.392
5	3:11.018	+1.052	11:37:26.410
6	3:09.966		11:40:36.376
7	3:13.046	+3.080	11:43:49.422

Lap	Lap Tm	Diff	Time of Day
(2) JOSE RAFAEL CORTELL DEBUENO			
1			11:23:58.408
2	3:19.124		11:27:17.532
3	3:21.784	+2.660	11:30:39.316
4	3:28.608	+9.484	11:34:07.924
5	3:28.532	+9.408	11:37:36.456
6	3:24.089	+4.965	11:41:00.545
7	3:30.174	+11.050	11:44:30.719

Lap	Lap Tm	Diff	Time of Day
(86) JAUME LLOP SERRA			
1			11:23:55.975
2	4:03.305	+46.855	11:27:59.280
3	3:16.450		11:31:15.730
4	3:18.541	+2.091	11:34:34.271
5	3:20.430	+3.980	11:37:54.701
6	3:18.606	+2.156	11:41:13.307

Lap	Lap Tm	Diff	Time of Day
(61) JESUS ULLATE BURGOS			
1			11:24:11.041
2	3:26.455		11:27:37.496
3	3:31.884	+5.429	11:31:09.380
4	3:28.486	+2.031	11:34:37.866
5	3:28.549	+2.094	11:38:06.415
6	3:29.307	+2.852	11:41:35.722

Lap	Lap Tm	Diff	Time of Day
(499) PEDRO JOSE TORRES ROYO			
1			11:24:10.556
2	3:33.017	+6.592	11:27:43.573
3	3:29.838	+3.413	11:31:13.411

Orbits

El Jefe de Cronometraje

El Director de Carrera

El/los Comisarios Deportivos

Provisional

Definitiva

Hora:

Hora:

Hora:





Federación Aragonesa
de Motociclismo



**GOBIERNO
DE ARAGON**

Zuera, Camp. Aragón MX

Clasificado por vueltas

MX Clasicas/Veteranos

L. Imaz, Zuera 1,700 km

Segunda Manga

30/01/2011 13:05

Carrera (15:00 y 2 Vueltas) iniciado a 13:15:07

Pos.	N°	Nombre	Vlt.	Dif. 1°	Total T°	Mejor Tm	Club	Marca
Clasicas								
1	48	CARLOS SOLA ANDREU	7		22:30.599	3:09.952		YAMAHA
2	86	JAUME LLOP SERRA	7	18.534	22:49.133	3:10.861	Bultaco S.C.	HUSQVARNA
3	7	ALBERTO MARZAL LAZARO	7	29.498	23:00.097	3:07.270	Mc. Zuera	SUZUKI
4	67	CESAR ALBERT OLMO	7	29.637	23:00.236	2:59.156		YAMAHA
5	61	JESUS ULLATE BURGOS	7	1:04.405	23:35.004	3:18.173		YAMAHA
6	2	JOSE RAFAEL CORTELL DEBUENO	6	1 Vuelta	20:58.543	3:19.643	Mc. Zuera	MAICO
7	3	PEDRO LOSCOS MARTINEZ	6	1 Vuelta	21:35.606	3:21.743	Mc. Cerro Blanc	YAMAHA
Veteranos								
1	33	RAUL TELLO SALAS	8		20:56.781	2:35.829	Esc. R.T.S.	KAWASAKI
2	4	ANTONIO PEREZ CUEN	8	49.842	21:46.623	2:40.751	Esc. R.T.S.	KAWASAKI
3	25	JUAN CARLOS LLUCH LIARTE	8	1:33.500	22:30.281	2:45.579	Mc. Zuera	KAWASAKI
4	5	ROBERTO CASTELLAR ABAD	7	1 Vuelta	21:41.089	3:00.668	Pm. Oscense	KAWASAKI
5	48	OCTAVIO JOSE MATEO PEREZ	7	1 Vuelta	22:06.783	3:07.589	Mc. Calatayud	YAMAHA
6	50	EMILIO JESUS GRACIA GIMENO	7	1 Vuelta	22:24.035	3:05.359	Tauste Mc.	HONDA
7	47	ALEJANDRO GIMENEZ ASCASO	7	1 Vuelta	22:55.612	3:06.161	Correcaminos M	HONDA
8	11	MIGUEL A. ABELLAN MARTINEZ	7	1 Vuelta	23:36.757	3:10.332	Sinesponsor Rac	KAWASAKI
9	499	PEDRO JOSE TORRES ROYO	6	2 Vueltas	21:34.730	3:29.641	Mc. Cerro Blanc	HONDA
No clasificado								
NT	86	JOSE C. ESCOBAR EMBID		NT			Tauste Mc.	KTM

Margin of Victory	Avg. Speed	Best Lap Tm	Best Spd	Best Lap by
49.842	38,957	2:35.829	39,274	33 - RAUL TELLO SALAS

Orbits

El Jefe de Cronometraje

El Director de Carrera

El/los Comisarios Deportivos

Provisional

Definitiva

Hora:

Hora:

Hora:





Zuera, Camp. Aragón MX

MX Clasicas/Veteranos

L. Imaz, Zuera 1,700 km

Segunda Manga

30/01/2011 13:05

Carrera (15:00 y 2 Vueltas) iniciado a 13:15:07

Lap	Lap Tm	Diff	Time of Day
(33) RAUL TELLO SALAS			
1			13:17:45.704
2	2:35.829		13:20:21.533
3	2:36.906	+1.077	13:22:58.439
4	2:36.655	+0.826	13:25:35.094
5	2:36.269	+0.440	13:28:11.363
6	2:36.448	+0.619	13:30:47.811
7	2:37.956	+2.127	13:33:25.767
8	2:38.605	+2.776	13:36:04.372

Lap	Lap Tm	Diff	Time of Day
(4) ANTONIO PEREZ CUEN			
1			13:17:51.293
2	2:41.978	+1.227	13:20:33.271
3	2:41.197	+0.446	13:23:14.468
4	2:44.340	+3.589	13:25:58.808
5	2:44.357	+3.606	13:28:43.165
6	2:43.152	+2.401	13:31:26.317
7	2:40.751		13:34:07.068
8	2:47.146	+6.395	13:36:54.214

Lap	Lap Tm	Diff	Time of Day
(25) JUAN CARLOS LLUCH LIARTE			
1			13:17:56.220
2	2:47.178	+1.599	13:20:43.398
3	2:47.720	+2.141	13:23:31.118
4	2:57.864	+12.285	13:26:28.982
5	2:47.645	+2.066	13:29:16.627
6	2:45.579		13:32:02.206
7	2:47.888	+2.309	13:34:50.094
8	2:47.778	+2.199	13:37:37.872

Lap	Lap Tm	Diff	Time of Day
(5) ROBERTO CASTELLAR ABAD			
1			13:18:20.917
2	3:05.419	+4.751	13:21:26.336
3	3:07.618	+6.950	13:24:33.954
4	3:00.668		13:27:34.622
5	3:04.320	+3.652	13:30:38.942
6	3:04.062	+3.394	13:33:43.004
7	3:05.676	+5.008	13:36:48.680

Lap	Lap Tm	Diff	Time of Day
(48) OCTAVIO JOSE MATEO PEREZ			
1			13:18:10.925
2	3:09.535	+1.946	13:21:20.460
3	3:09.089	+1.500	13:24:29.549
4	3:09.544	+1.955	13:27:39.093
5	3:07.589		13:30:46.682
6	3:12.413	+4.824	13:33:59.095
7	3:15.279	+7.690	13:37:14.374

Lap	Lap Tm	Diff	Time of Day
(50) EMILIO JESUS GRACIA GIMENO			
1			13:18:25.949
2	3:16.238	+10.879	13:21:42.187
3	3:16.215	+10.856	13:24:58.402
4	3:10.478	+5.119	13:28:08.880
5	3:10.223	+4.864	13:31:19.103
6	3:07.164	+1.805	13:34:26.267
7	3:05.359		13:37:31.626

Lap	Lap Tm	Diff	Time of Day
(48) CARLOS SOLA ANDREU			
1			13:18:16.610
2	3:09.952		13:21:26.562
3	3:12.976	+3.024	13:24:39.538
4	3:13.681	+3.729	13:27:53.219
5	3:15.553	+5.601	13:31:08.772
6	3:15.291	+5.339	13:34:24.063
7	3:14.127	+4.175	13:37:38.190

Lap	Lap Tm	Diff	Time of Day
(86) JAUME LLOP SERRA			
1			13:18:26.761
2	3:13.078	+2.217	13:21:39.839
3	3:10.861		13:24:50.700
4	3:11.545	+0.684	13:28:02.245
5	3:14.925	+4.064	13:31:17.170
6	3:17.161	+6.300	13:34:34.331
7	3:22.393	+11.532	13:37:56.724

Lap	Lap Tm	Diff	Time of Day
(47) ALEJANDRO GIMENEZ ASCASO			
1			13:18:32.140
2	3:11.008	+4.847	13:21:43.148
3	3:09.364	+3.203	13:24:52.512
4	3:06.161		13:27:58.673
5	3:43.085	+36.924	13:31:41.758
6	3:11.921	+5.760	13:34:53.679
7	3:09.524	+3.363	13:38:03.203

Lap	Lap Tm	Diff	Time of Day
(7) ALBERTO MARZAL LAZARO			
1			13:18:30.490
2	3:16.123	+8.853	13:21:46.613
3	3:16.186	+8.916	13:25:02.799
4	3:15.279	+8.009	13:28:18.078
5	3:28.687	+21.417	13:31:46.765
6	3:13.653	+6.383	13:35:00.418
7	3:07.270		13:38:07.688

Lap	Lap Tm	Diff	Time of Day
(67) CESAR ALBERT OLMO			
1			13:18:27.539
2	3:07.956	+8.800	13:21:35.495
3	3:04.146	+4.990	13:24:39.641
4	3:03.799	+4.643	13:27:43.440
5	4:17.601	+1:18.445	13:32:01.041
6	3:07.630	+8.474	13:35:08.671
7	2:59.156		13:38:07.827

Lap	Lap Tm	Diff	Time of Day
(61) JESUS ULLATE BURGOS			
1			13:18:38.372
2	3:18.375	+0.202	13:21:56.747
3	3:18.173		13:25:14.920
4	3:19.111	+0.938	13:28:34.031
5	3:23.871	+5.698	13:31:57.902
6	3:24.127	+5.954	13:35:22.029
7	3:20.566	+2.393	13:38:42.595

Lap	Lap Tm	Diff	Time of Day
(11) MIGUEL A. ABELLAN MARTINEZ			
1			13:18:35.937
2	3:11.725	+1.393	13:21:47.662
3	4:09.597	+59.265	13:25:57.259
4	3:12.178	+1.846	13:29:09.437
5	3:14.134	+3.802	13:32:23.571
6	3:10.445	+0.113	13:35:34.016
7	3:10.332		13:38:44.348

Lap	Lap Tm	Diff	Time of Day
(2) JOSE RAFAEL CORTELL DEBUENO			
1			13:18:36.011
2	3:19.643		13:21:55.654
3	3:27.875	+8.232	13:25:23.529
4	3:31.519	+11.876	13:28:55.048
5	3:30.200	+10.557	13:32:25.248
6	3:40.886	+21.243	13:36:06.134

Lap	Lap Tm	Diff	Time of Day
(499) PEDRO JOSE TORRES ROYO			
1			13:18:52.162
2	3:35.393	+5.752	13:22:27.555

Orbits

El Jefe de Cronometraje

El Director de Carrera

El/los Comisarios Deportivos

Provisional

Definitiva

Hora:

Hora:

Hora:





Federación Aragonesa
de Motociclismo



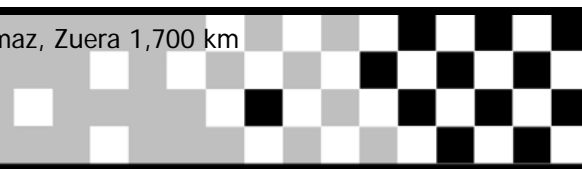
**GOBIERNO
DE ARAGON**

Zuera, Camp. Aragón MX

MX Clasicas/Veteranos

L. Imaz, Zuera 1,700 km

Final Clasicas / Veteranos



Pos.	Nº	Nombre	Total puntos	1ªM	2ªM	Marca	Club
Clasicas							
1	48	CARLOS SOLA ANDREU	47	22	25	YAMAHA	
2	67	CESAR ALBERT OLMO	43	25	18	YAMAHA	
3	7	ALBERTO MARZAL LAZARO	40	20	20	SUZUKI	Mc. Zuera
4	86	JAUME LLOP SERRA	38	16	22	HUSQVARNA	Bultaco S.C.
5	2	JOSE RAFAEL CORTELL DEBUENO	33	18	15	MAICO	Mc. Zuera
6	61	JESUS ULLATE BURGOS	31	15	16	YAMAHA	
7	3	PEDRO LOSCOS MARTINEZ	14	0	14	YAMAHA	Mc. Cerro Blanco
Veteranos							
1	33	RAUL TELLO SALAS	50	25	25	KAWASAKI	Esc. R.T.S.
2	4	ANTONIO PEREZ CUEN	44	22	22	KAWASAKI	Esc. R.T.S.
3	25	JUAN CARLOS LLUCH LIARTE	40	20	20	KAWASAKI	Mc. Zuera
4	5	ROBERTO CASTELLAR ABAD	36	18	18	KAWASAKI	Pm. Oscense
5	48	OCTAVIO JOSE MATEO PEREZ	30	14	16	YAMAHA	Mc. Calatayud
6	11	MIGUEL A. ABELLAN MARTINEZ	29	16	13	KAWASAKI	Sinesponsor Racing
7	47	ALEJANDRO GIMENEZ ASCASO	29	15	14	HONDA	Correcaminos Mc.
8	50	EMILIO JESUS GRACIA GIMENO	28	13	15	HONDA	Tauste Mc.
9	499	PEDRO JOSE TORRES ROYO	24	12	12	HONDA	Mc. Cerro Blanco
10	86	JOSE C. ESCOBAR EMBID	0	0	0	KTM	Tauste Mc.

Orbits

El Jefe de Cronometraje

El Director de Carrera

El/los Comisarios Deportivos

Provisional

Definitiva

Hora:

Hora:

Hora:

