


II Supermotard Motorland Aragón

Clasificado por mejor tiempo de vuelta

SuperMoto Open	Motorland-SM 1,210 km
Entrenos Oficiales	27/02/2011 10:30
Clasificación (20:00 Tiempo) iniciado a 10:30:00	

Pos.	Nº	Nombre	Mejor Tm	Dif. 1º	En Vlt.	Marca	Club
1	21	DAVID GIMENEZ LOPEZ	1:03.050		8	SUZUKI	
2	77	IVAN SEGURA SABADO	1:06.629	3.579	15	HM	C.M. Alcañiz
3	12	VICTOR ALGUACIL PARDO	1:07.161	4.111	7	HONDA	
4	75	OSCAR MOCE LLIVINA	1:07.270	4.220	9	SUZUKI	
5	67	FRANCISCO MIGUEL GIMENO LARA	1:08.148	5.098	7	KTM	
6	5	JESUS BARBERAN PINA	1:09.106	6.056	4	HONDA	C.M. Alcañiz
7	93	JOAN SERRA LLANES	1:09.233	6.183	12	SUZUKI	
8	79	JOSEP PIEDRA JUAN	1:09.263	6.213	3	HONDA	
9	7	RUBEN GIMENEZ LORENTE	1:09.349	6.299	2	SUZUKI	Supermotard Araç
10	90	VICTOR LATORRE USAN	1:11.338	8.288	13	HM	Tauste Mc.
11	60	ANDOITZ ARRUABARRENA OLAZABAL	1:13.130	10.080	10	HONDA	
12	83	IVAN SEBASTIAN SEBASTIAN	1:15.366	12.316	10	HONDA	Tauste Mc.

Jefe de cronometraje			Orbits
El Jefe de Cronometraje	El Director de Carrera	El/los Comisarios Deportivos	Provisional <input type="checkbox"/>
Hora:	Hora:	Hora:	Definitiva <input type="checkbox"/>





II Supermotard Motorland Aragón

SuperMoto Open

Motorland-SM 1,210 km

Entrenos Oficiales

27/02/2011 10:30

Clasificación (20:00 Tiempo) iniciado a 10:30:00

Lap	Lap Tm	Diff	Time of Day	Lap	Lap Tm	Diff	Time of Day	Lap	Lap Tm	Diff	Time of Day
(21) DAVID GIMENEZ LOPEZ				2	1:11.832	+2.726	10:33:53.279	4	1:34.611	+21.481	10:42:14.961
1	1:04.278	+1.228	10:32:24.304	3	1:11.242	+2.136	10:35:04.521	5	1:44.601	+31.471	10:43:59.562
2	1:03.832	+0.782	10:33:28.136	4	1:09.106		10:36:13.627	6	1:25.215	+12.085	10:45:24.777
3	1:03.079	+0.029	10:34:31.215	5	1:28.082	+18.976	10:37:41.709	7	1:15.670	+2.540	10:46:40.447
4	1:31.524	+28.474	10:36:02.739	6	1:32.301	+23.195	10:39:14.010	8	1:14.110	+0.980	10:47:54.557
5	1:03.445	+0.395	10:37:06.184	7	1:19.842	+10.736	10:40:33.852	9	1:15.628	+2.498	10:49:10.185
6	5:11.940	+4:08.890	10:42:18.124	8	1:11.713	+2.607	10:41:45.565	10	1:13.130		10:50:23.315
7	1:09.159	+6.109	10:43:27.283	9	1:09.947	+0.841	10:42:55.512	(83) IVAN SEBASTIAN SEBASTIAN			
8	1:03.050		10:44:30.333	10	1:11.298	+2.192	10:44:06.810	1	1:17.519	+2.153	10:34:26.475
(77) IVAN SEGURA SABADO				11	1:11.882	+2.776	10:45:18.692	2	1:17.339	+1.973	10:35:43.814
1	1:07.727	+1.098	10:32:47.123	12	1:28.203	+19.097	10:46:46.895	3	1:16.109	+0.743	10:36:59.923
2	1:20.695	+14.066	10:34:07.818	(93) JOAN SERRA LLANES				4	1:16.458	+1.092	10:38:16.381
3	1:11.119	+4.490	10:35:18.937	1	1:12.466	+3.233	10:32:43.834	5	1:31.046	+15.680	10:39:47.427
4	1:06.818	+0.189	10:36:25.755	2	1:11.277	+2.044	10:33:55.111	6	1:16.727	+1.361	10:41:04.154
5	1:07.077	+0.448	10:37:32.832	3	1:11.020	+1.787	10:35:06.131	7	1:16.433	+1.067	10:42:20.587
6	1:57.043	+50.414	10:39:29.875	4	1:10.193	+0.960	10:36:16.324	8	1:15.617	+0.251	10:43:36.204
7	1:23.965	+17.336	10:40:53.840	5	1:10.556	+1.323	10:37:26.880	9	1:16.139	+0.773	10:44:52.343
8	1:08.665	+2.036	10:42:02.505	6	1:33.014	+23.781	10:38:59.894	10	1:15.366		10:46:07.709
9	1:16.031	+9.402	10:43:18.536	7	1:23.763	+14.530	10:40:23.657	11	1:17.123	+1.757	10:47:24.832
10	1:13.246	+6.617	10:44:31.782	8	1:09.695	+0.462	10:41:33.352	(79) JOSEP PIEDRA JUAN			
11	1:07.661	+1.032	10:45:39.443	9	1:09.693	+0.460	10:42:43.045	1	1:11.308	+2.045	10:43:09.512
12	1:07.066	+0.437	10:46:46.509	10	1:09.801	+0.568	10:43:52.846	2	1:09.684	+0.421	10:44:19.196
13	1:17.689	+11.060	10:48:04.198	11	1:10.317	+1.084	10:45:03.163	3	1:09.263		10:45:28.459
14	1:17.356	+10.727	10:49:21.554	12	1:09.233		10:46:12.396	4	1:10.154	+0.891	10:46:38.613
15	1:06.629		10:50:28.183	13	1:09.901	+0.668	10:47:22.297	(7) RUBEN GIMENEZ LORENTE			
(12) VICTOR ALGUACIL PARDO				14	1:10.742	+1.509	10:48:33.039	1	1:11.423	+2.074	10:33:03.269
1	1:07.741	+0.580	10:32:29.218	15	1:09.897	+0.664	10:49:42.936	2	1:09.349		10:34:12.618
2	4:39.943	+3:32.782	10:37:09.161	16	1:29.592	+20.359	10:51:12.528	3	1:10.293	+0.944	10:35:22.911
3	1:07.985	+0.824	10:38:17.146	(79) JOSEP PIEDRA JUAN				4	1:18.862	+9.513	10:36:41.773
4	4:10.990	+3:03.829	10:42:28.136	1	1:11.308	+2.045	10:43:09.512	5	1:09.840	+0.491	10:37:51.613
5	1:08.304	+1.143	10:43:36.440	2	1:09.684	+0.421	10:44:19.196	6	5:18.778	+4:09.429	10:43:10.391
6	1:15.030	+7.869	10:44:51.470	3	1:09.263		10:45:28.459	7	1:10.531	+1.182	10:44:20.922
7	1:07.161		10:45:58.631	4	1:10.154	+0.891	10:46:38.613	8	1:30.373	+21.024	10:45:51.295
(75) OSCAR MOCE LLIVINA				(7) RUBEN GIMENEZ LORENTE				9	1:09.510	+0.161	10:47:00.805
1	1:08.907	+1.637	10:32:49.416	1	1:11.423	+2.074	10:33:03.269	(90) VICTOR LATORRE USAN			
2	1:07.998	+0.728	10:33:57.414	2	1:09.349		10:34:12.618	1	1:18.047	+6.709	10:34:49.733
3	1:36.145	+28.875	10:35:33.559	3	1:10.293	+0.944	10:35:22.911	2	1:19.678	+8.340	10:36:09.411
4	1:21.043	+13.773	10:36:54.602	4	1:18.862	+9.513	10:36:41.773	3	1:26.071	+14.733	10:37:35.482
5	1:09.500	+2.230	10:38:04.102	5	1:09.840	+0.491	10:37:51.613	4	1:28.907	+17.569	10:39:04.389
6	4:42.596	+3:35.326	10:42:46.698	6	5:18.778	+4:09.429	10:43:10.391	5	1:23.367	+12.029	10:40:27.756
7	1:07.528	+0.258	10:43:54.226	7	1:10.531	+1.182	10:44:20.922	6	1:18.981	+7.643	10:41:46.737
8	1:19.005	+11.735	10:45:13.231	8	1:30.373	+21.024	10:45:51.295	7	1:15.059	+3.721	10:43:01.796
9	1:07.270		10:46:20.501	9	1:09.510	+0.161	10:47:00.805	8	1:13.894	+2.556	10:44:15.690
10	1:07.650	+0.380	10:47:28.151	(90) VICTOR LATORRE USAN				9	1:14.160	+2.822	10:45:29.850
(67) FRANCISCO MIGUEL GIMENO LARA				1	1:18.047	+6.709	10:34:49.733	10	1:12.691	+1.353	10:46:42.541
1	1:12.732	+4.584	10:32:45.377	2	1:19.678	+8.340	10:36:09.411	11	1:13.418	+2.080	10:47:55.959
2	1:11.454	+3.306	10:33:56.831	3	1:26.071	+14.733	10:37:35.482	12	1:11.967	+0.629	10:49:07.926
3	1:20.453	+12.305	10:35:17.284	4	1:28.907	+17.569	10:39:04.389	13	1:11.338		10:50:19.264
4	1:17.586	+9.438	10:36:34.870	5	1:23.367	+12.029	10:40:27.756	(60) ANDOITZ ARRUBARRENA OLAZABAL			
5	4:35.183	+3:27.035	10:41:10.053	6	1:18.981	+7.643	10:41:46.737	1	1:16.916	+3.786	10:34:25.362
6	1:11.789	+3.641	10:42:21.842	7	1:15.059	+3.721	10:43:01.796	2	1:16.666	+3.536	10:35:42.028
7	1:08.148		10:43:29.990	8	1:13.894	+2.556	10:44:15.690	3	4:58.322	+3:45.192	10:40:40.350
8	1:08.505	+0.357	10:44:38.495	9	1:14.160	+2.822	10:45:29.850	(5) JESUS BARBERAN PINA			
9	1:20.825	+12.677	10:45:59.320	10	1:12.691	+1.353	10:46:42.541	1	1:11.769	+2.663	10:32:41.447
10	1:14.789	+6.641	10:47:14.109	11	1:13.418	+2.080	10:47:55.959				
11	1:19.955	+11.807	10:48:34.064	12	1:11.967	+0.629	10:49:07.926				
12	1:09.369	+1.221	10:49:43.433	13	1:11.338		10:50:19.264				
13	1:14.290	+6.142	10:50:57.723	(60) ANDOITZ ARRUBARRENA OLAZABAL							
(5) JESUS BARBERAN PINA				1	1:16.916	+3.786	10:34:25.362				
1	1:11.769	+2.663	10:32:41.447	2	1:16.666	+3.536	10:35:42.028				
				3	4:58.322	+3:45.192	10:40:40.350				

Jefe de cronometraje

Orbits

El Jefe de Cronometraje

El Director de Carrera

El/los Comisarios Deportivos

Provisional

Definitiva

Hora:

Hora:

Hora:



II Supermotard Motorland Aragón

SuperMoto Open	Motorland-SM 1,210 km
Primera Manga	27/02/2011 12:05
Carrera (15:00 y 2 Vueltas)	

3
2
1

7
9
67
5
21

POLE POSITION 1

90
10
5
6
77


2

60
11
93
7
12

3

83
12
79
8
75

4



Jefe de cronometraje Orbits

El Jefe de Cronometraje

Hora:

El Director de Carrera

Hora:

El/los Comisarios Deportivos

Hora:

Provisional

Definitiva



II Supermotard Motorland Aragón

Clasificado por vueltas

SuperMoto Open

Motorland-SM 1,210 km

Primera Manga

27/02/2011 12:05

Carrera (15:00 y 2 Vueltas) iniciado a 12:02:11

Pos.	Nº	Nombre	Vlts	Total T°	Dif. 1°	Mejor Tm Club	Marca
1	21	DAVID GIMENEZ LOPEZ	16	17:24.105		1:02.219	SUZUKI
2	12	VICTOR ALGUACIL PARDO	16	17:58.461	34.356	1:06.145	HONDA
3	77	IVAN SEGURA SABADO	16	18:02.912	38.807	1:06.449	C.M. Alcañiz HM
4	79	JOSEP PIEDRA JUAN	15	17:25.535	1 Vuelta	1:07.182	HONDA
5	93	JOAN SERRA LLANES	15	17:27.737	1 Vuelta	1:08.659	SUZUKI
6	5	JESUS BARBERAN PINA	15	17:33.484	1 Vuelta	1:08.579	C.M. Alcañiz HONDA
7	60	ANDOITZ ARRUABARRENA OLAZABAL	15	18:09.117	1 Vuelta	1:09.638	HONDA
8	90	VICTOR LATORRE USAN	15	18:10.886	1 Vuelta	1:11.030	Tauste Mc. HM
9	83	IVAN SEBASTIAN SEBASTIAN	14	17:35.351	2 Vueltas	1:12.580	Tauste Mc. HONDA
10	67	FRANCISCO MIGUEL GIMENO LARA	14	17:51.948	2 Vueltas	1:08.411	KTM
No clasificado (75% = 12 Vueltas)							
NT	75	OSCAR MOCE LLIVINA	8	9:03.058	NT	1:06.317	SUZUKI
NT	7	RUBEN GIMENEZ LORENTE	4	4:46.590	NT	1:08.653	Supermotard Arz SUZUKI

Margin of Victory	Avg. Speed	Best Lap Tm	Best Spd	Best Lap by
34.356	66,752	1:02.219	70,011	21 - DAVID GIMENEZ LOPEZ

Jefe de cronometraje

Orbits

El Jefe de Cronometraje

El Director de Carrera

El/los Comisarios Deportivos

Provisional

Definitiva

Hora:

Hora:

Hora:



II Supermotard Motorland Aragón

SuperMoto Open

Motorland-SM 1,210 km

Primera Manga

27/02/2011 12:05

Carrera (15:00 y 2 Vueltas) iniciado a 12:02:11

Lap	Lap Tm	Diff	Time of Day
(21) DAVID GIMENEZ LOPEZ			
1	1:05.100	+2.881	12:03:19.743
2	1:02.219		12:04:21.962
3	1:02.664	+0.445	12:05:24.626
4	1:10.835	+8.616	12:06:35.461
5	1:03.138	+0.919	12:07:38.599
6	1:04.082	+1.863	12:08:42.681
7	1:03.603	+1.384	12:09:46.284
8	1:03.688	+1.469	12:10:49.972
9	1:05.014	+2.795	12:11:54.986
10	1:05.461	+3.242	12:13:00.447
11	1:04.409	+2.190	12:14:04.856
12	1:05.517	+3.298	12:15:10.373
13	1:05.813	+3.594	12:16:16.186
14	1:05.310	+3.091	12:17:21.496
15	1:05.534	+3.315	12:18:27.030
16	1:08.357	+6.138	12:19:35.387

Lap	Lap Tm	Diff	Time of Day
(12) VICTOR ALGUACIL PARDO			
1	1:07.190	+1.045	12:03:21.798
2	1:07.124	+0.979	12:04:28.922
3	1:07.363	+1.218	12:05:36.285
4	1:07.131	+0.986	12:06:43.416
5	1:06.810	+0.665	12:07:50.226
6	1:07.009	+0.864	12:08:57.235
7	1:07.180	+1.035	12:10:04.415
8	1:07.109	+0.964	12:11:11.524
9	1:06.669	+0.524	12:12:18.193
10	1:07.815	+1.670	12:13:26.008
11	1:06.161	+0.016	12:14:32.169
12	1:06.145		12:15:38.314
13	1:07.318	+1.173	12:16:45.632
14	1:06.961	+0.816	12:17:52.593
15	1:07.202	+1.057	12:18:59.795
16	1:09.948	+3.803	12:20:09.743

Lap	Lap Tm	Diff	Time of Day
(77) IVAN SEGURA SABADO			
1	1:09.225	+2.776	12:03:23.911
2	1:07.015	+0.566	12:04:30.926
3	1:07.042	+0.593	12:05:37.968
4	1:06.458	+0.009	12:06:44.426
5	1:06.449		12:07:50.875
6	1:07.455	+1.006	12:08:58.330
7	1:06.726	+0.277	12:10:05.056
8	1:07.147	+0.698	12:11:12.203
9	1:07.258	+0.809	12:12:19.461
10	1:07.615	+1.166	12:13:27.076
11	1:06.502	+0.053	12:14:33.578
12	1:06.861	+0.412	12:15:40.439
13	1:08.432	+1.983	12:16:48.871
14	1:08.368	+1.919	12:17:57.239
15	1:07.688	+1.239	12:19:04.927
16	1:09.267	+2.818	12:20:14.194

Lap	Lap Tm	Diff	Time of Day
(79) JOSEP PIEDRA JUAN			
1	1:12.051	+4.869	12:03:26.848
2	1:07.795	+0.613	12:04:34.643
3	1:09.251	+2.069	12:05:43.894
4	1:07.182		12:06:51.076
5	1:08.091	+0.909	12:07:59.167
6	1:07.597	+0.415	12:09:06.764
7	1:07.804	+0.622	12:10:14.568
8	1:07.385	+0.203	12:11:21.953
9	1:09.682	+2.500	12:12:31.635
10	1:12.040	+4.858	12:13:43.675

Lap	Lap Tm	Diff	Time of Day
11	1:10.978	+3.796	12:14:54.653
12	1:09.908	+2.726	12:16:04.561
13	1:10.804	+3.622	12:17:15.365
14	1:12.254	+5.072	12:18:27.619
15	1:09.198	+2.016	12:19:36.817

Lap	Lap Tm	Diff	Time of Day
(93) JOAN SERRA LLANES			
1	1:13.960	+5.301	12:03:28.838
2	1:09.149	+0.490	12:04:37.987
3	1:08.778	+0.119	12:05:46.765
4	1:09.151	+0.492	12:06:55.916
5	1:08.863	+0.204	12:08:04.779
6	1:09.056	+0.397	12:09:13.835
7	1:08.659		12:10:22.494
8	1:09.440	+0.781	12:11:31.934
9	1:09.995	+1.336	12:12:41.929
10	1:09.572	+0.913	12:13:51.501
11	1:09.328	+0.669	12:15:00.829
12	1:09.433	+0.774	12:16:10.262
13	1:08.873	+0.214	12:17:19.135
14	1:09.941	+1.282	12:18:29.076
15	1:09.943	+1.284	12:19:39.019

Lap	Lap Tm	Diff	Time of Day
(5) JESUS BARBERAN PINA			
1	1:14.565	+5.986	12:03:29.553
2	1:09.504	+0.925	12:04:39.057
3	1:09.009	+0.430	12:05:48.066
4	1:09.186	+0.607	12:06:57.252
5	1:09.119	+0.540	12:08:06.371
6	1:08.929	+0.350	12:09:15.300
7	1:08.837	+0.258	12:10:24.137
8	1:08.579		12:11:32.716
9	1:10.107	+1.528	12:12:42.823
10	1:10.147	+1.568	12:13:52.970
11	1:09.850	+1.271	12:15:02.820
12	1:09.694	+1.115	12:16:12.514
13	1:10.479	+1.900	12:17:22.993
14	1:09.819	+1.240	12:18:32.812
15	1:11.954	+3.375	12:19:44.766

Lap	Lap Tm	Diff	Time of Day
(60) ANDOITZ ARRUIBARRENA OLAZABAL			
1	1:17.275	+7.637	12:03:32.279
2	1:12.824	+3.186	12:04:45.103
3	1:14.361	+4.723	12:05:59.464
4	1:11.447	+1.809	12:07:10.911
5	1:12.195	+2.557	12:08:23.106
6	1:11.292	+1.654	12:09:34.398
7	1:12.105	+2.467	12:10:46.503
8	1:11.542	+1.904	12:11:58.045
9	1:12.233	+2.595	12:13:10.278
10	1:11.577	+1.939	12:14:21.855
11	1:12.580	+2.942	12:15:34.435
12	1:12.895	+3.257	12:16:47.330
13	1:12.322	+2.684	12:17:59.652
14	1:09.638		12:19:09.290
15	1:11.109	+1.471	12:20:20.399

Lap	Lap Tm	Diff	Time of Day
(90) VICTOR LATORRE USAN			
1	1:18.052	+7.022	12:03:33.305
2	1:12.101	+1.071	12:04:45.406
3	1:11.145	+0.115	12:05:56.551
4	1:11.030		12:07:07.581
5	1:12.588	+1.558	12:08:20.169
6	1:12.246	+1.216	12:09:32.415
7	1:11.564	+0.534	12:10:43.979
8	1:12.618	+1.588	12:11:56.597

Lap	Lap Tm	Diff	Time of Day
9	1:12.613	+1.583	12:13:09.210
10	1:11.988	+0.958	12:14:21.198
11	1:12.862	+1.832	12:15:34.060
12	1:12.746	+1.716	12:16:46.806
13	1:11.768	+0.738	12:17:58.574
14	1:11.319	+0.289	12:19:09.893
15	1:12.275	+1.245	12:20:22.168

Lap	Lap Tm	Diff	Time of Day
(83) IVAN SEBASTIAN SEBASTIAN			
1	1:19.793	+7.213	12:03:34.847
2	1:13.521	+0.941	12:04:48.368
3	1:14.452	+1.872	12:06:02.820
4	1:12.580		12:07:15.400
5	1:14.199	+1.619	12:08:29.599
6	1:15.533	+2.953	12:09:45.132
7	1:16.792	+4.212	12:11:01.924
8	1:13.582	+1.002	12:12:15.506
9	1:15.765	+3.185	12:13:31.271
10	1:14.151	+1.571	12:14:45.422
11	1:13.629	+1.049	12:15:59.051
12	1:14.845	+2.265	12:17:13.896
13	1:17.324	+4.744	12:18:31.220
14	1:15.413	+2.833	12:19:46.633

Lap	Lap Tm	Diff	Time of Day
(67) FRANCISCO MIGUEL GIMENO LARA			
1	1:12.680	+4.269	12:03:27.532
2	1:08.418	+0.007	12:04:35.950
3	1:09.135	+0.724	12:05:45.085
4	1:08.460	+0.049	12:06:53.545
5	1:10.104	+1.693	12:08:03.649
6	1:43.633	+35.222	12:09:47.282
7	1:08.411		12:10:55.693
8	1:31.053	+22.642	12:12:26.746
9	1:10.415	+2.004	12:13:37.161
10	1:14.000	+5.589	12:14:51.161
11	1:34.791	+26.380	12:16:25.952
12	1:10.344	+1.933	12:17:36.296
13	1:10.948	+2.537	12:18:47.244
14	1:15.986	+7.575	12:20:03.230

Lap	Lap Tm	Diff	Time of Day
(75) OSCAR MOCE LLIVINA			
1	1:12.348	+6.031	12:03:27.151
2	1:07.011	+0.694	12:04:34.162
3	1:06.741	+0.424	12:05:40.903
4	1:07.080	+0.763	12:06:47.983
5	1:06.383	+0.066	12:07:54.366
6	1:06.317		12:09:00.683
7	1:06.324	+0.007	12:10:07.007
8	1:07.333	+1.016	12:11:14.340

Lap	Lap Tm	Diff	Time of Day
(7) RUBEN GIMENEZ LORENTE			
1	1:14.813	+6.160	12:03:29.997
2	1:09.554	+0.901	12:04:39.551
3	1:09.668	+1.015	12:05:49.219
4	1:08.653		12:06:57.872

Jefe de cronometraje

Orbits

El Jefe de Cronometraje

El Director de Carrera

El/los Comisarios Deportivos

Provisional

Definitiva



Hora:

Hora:

Hora:

II Supermotard Motorland Aragón

Clasificado por vueltas

SuperMoto Open

Motorland-SM 1,210 km

Segunda Manga

27/02/2011 13:45

Carrera (15:00 y 2 Vueltas) iniciado a 13:40:28

Pos.	Nº	Nombre	Vlts	Total T°	Dif. 1°	Mejor Tm	Club	Marca
1	21	DAVID GIMENEZ LOPEZ	17	18:06.956		1:01.897		SUZUKI
2	12	VICTOR ALGUACIL PARDO	17	18:44.617	37.661	1:04.917		HONDA
3	79	JOSEP PIEDRA JUAN	17	18:46.886	39.930	1:04.660		HONDA
4	77	IVAN SEGURA SABADO	16	18:07.957	1 Vuelta	1:05.058	C.M. Alcañiz	HM
5	67	FRANCISCO MIGUEL GIMENO LARA	16	18:24.234	1 Vuelta	1:07.416		KTM
6	5	JESUS BARBERAN PINA	16	18:36.775	1 Vuelta	1:08.188	C.M. Alcañiz	HONDA
7	93	JOAN SERRA LLANES	16	18:38.109	1 Vuelta	1:07.542		SUZUKI
8	7	RUBEN GIMENEZ LORENTE	16	18:40.823	1 Vuelta	1:09.185	Supermotard Arç	SUZUKI
9	60	ANDOITZ ARRUABARRENA OLAZABAL	16	18:53.949	1 Vuelta	1:08.929		HONDA
10	90	VICTOR LATORRE USAN	16	18:56.903	1 Vuelta	1:09.391	Tauste Mc.	HM
11	83	IVAN SEBASTIAN SEBASTIAN	15	18:42.562	2 Vueltas	1:12.400	Tauste Mc.	HONDA

No clasificado (75% = 13 Vueltas)

NT	75	OSCAR MOCE LLIVINA			NT			SUZUKI
----	----	--------------------	--	--	----	--	--	--------

Margin of Victory	Avg. Speed	Best Lap Tm	Best Spd	Best Lap by
37.661	68,128	1:01.897	70,375	21 - DAVID GIMENEZ LOPEZ

Jefe de cronometraje

Orbits

El Jefe de Cronometraje

El Director de Carrera

El/los Comisarios Deportivos

Provisional

Definitiva

Hora:

Hora:

Hora:



II Supermotard Motorland Aragón

SuperMoto Open

Motorland-SM 1,210 km

Segunda Manga

27/02/2011 13:45

Carrera (15:00 y 2 Vueltas) iniciado a 13:40:28

Lap	Lap Tm	Diff	Time of Day
(21) DAVID GIMENEZ LOPEZ			
1	1:02.651	+0.754	13:41:34.096
2	1:02.538	+0.641	13:42:36.634
3	1:01.897		13:43:38.531
4	1:02.400	+0.503	13:44:40.931
5	1:02.557	+0.660	13:45:43.488
6	1:05.914	+4.017	13:46:49.402
7	1:03.469	+1.572	13:47:52.871
8	1:03.486	+1.589	13:48:56.357
9	1:03.432	+1.535	13:49:59.789
10	1:02.899	+1.002	13:51:02.688
11	1:03.195	+1.298	13:52:05.883
12	1:04.152	+2.255	13:53:10.035
13	1:03.838	+1.941	13:54:13.873
14	1:05.094	+3.197	13:55:18.967
15	1:05.095	+3.198	13:56:24.062
16	1:04.287	+2.390	13:57:28.349
17	1:06.650	+4.753	13:58:34.999

Lap	Lap Tm	Diff	Time of Day
(12) VICTOR ALGUACIL PARDO			
1	1:08.233	+3.316	13:41:39.811
2	1:05.702	+0.785	13:42:45.513
3	1:05.659	+0.742	13:43:51.172
4	1:05.958	+1.041	13:44:57.130
5	1:05.505	+0.588	13:46:02.635
6	1:05.068	+0.151	13:47:07.703
7	1:05.371	+0.454	13:48:13.074
8	1:05.717	+0.800	13:49:18.791
9	1:06.058	+1.141	13:50:24.849
10	1:04.991	+0.074	13:51:29.840
11	1:04.981	+0.064	13:52:34.821
12	1:05.225	+0.308	13:53:40.046
13	1:04.917		13:54:44.963
14	1:05.679	+0.762	13:55:50.642
15	1:06.400	+1.483	13:56:57.042
16	1:07.302	+2.385	13:58:04.344
17	1:08.316	+3.399	13:59:12.660

Lap	Lap Tm	Diff	Time of Day
(79) JOSEP PIEDRA JUAN			
1	1:08.381	+3.721	13:41:40.172
2	1:06.579	+1.919	13:42:46.751
3	1:06.460	+1.800	13:43:53.211
4	1:05.653	+0.993	13:44:58.864
5	1:04.926	+0.266	13:46:03.790
6	1:05.099	+0.439	13:47:08.889
7	1:04.660		13:48:13.549
8	1:05.647	+0.987	13:49:19.196
9	1:06.113	+1.453	13:50:25.309
10	1:05.876	+1.216	13:51:31.185
11	1:04.951	+0.291	13:52:36.136
12	1:05.208	+0.548	13:53:41.344
13	1:04.939	+0.279	13:54:46.283
14	1:06.045	+1.385	13:55:52.328
15	1:09.377	+4.717	13:57:01.705
16	1:06.364	+1.704	13:58:08.069
17	1:06.860	+2.200	13:59:14.929

Lap	Lap Tm	Diff	Time of Day
(77) IVAN SEGURA SABADO			
1	1:07.904	+2.846	13:41:39.330
2	1:05.807	+0.749	13:42:45.137
3	1:05.667	+0.609	13:43:50.804
4	1:06.033	+0.975	13:44:56.837
5	1:05.520	+0.462	13:46:02.357
6	1:05.059	+0.001	13:47:07.416
7	1:05.301	+0.243	13:48:12.717

Lap	Lap Tm	Diff	Time of Day
8	1:05.815	+0.757	13:49:18.532
9	1:05.714	+0.656	13:50:24.246
10	1:05.223	+0.165	13:51:29.469
11	1:05.058		13:52:34.527
12	1:05.206	+0.148	13:53:39.733
13	1:05.846	+0.788	13:54:45.579
14	1:06.460	+1.402	13:55:52.039
15	1:31.856	+26.798	13:57:23.895
16	1:12.105	+7.047	13:58:36.000

Lap	Lap Tm	Diff	Time of Day
(67) FRANCISCO MIGUEL GIMENO LARA			
1	1:10.009	+2.593	13:41:41.659
2	1:07.416		13:42:49.075
3	1:07.659	+0.243	13:43:56.734
4	1:08.285	+0.869	13:45:05.019
5	1:08.042	+0.626	13:46:13.061
6	1:08.369	+0.953	13:47:21.430
7	1:08.180	+0.764	13:48:29.610
8	1:09.115	+1.699	13:49:38.725
9	1:09.593	+2.177	13:50:48.318
10	1:08.155	+0.739	13:51:56.473
11	1:09.238	+1.822	13:53:05.711
12	1:09.716	+2.300	13:54:15.427
13	1:08.871	+1.455	13:55:24.298
14	1:08.920	+1.504	13:56:33.218
15	1:09.415	+1.999	13:57:42.633
16	1:09.644	+2.228	13:58:52.277

Lap	Lap Tm	Diff	Time of Day
(5) JESUS BARBERAN PINA			
1	1:11.481	+3.293	13:41:43.309
2	1:08.188		13:42:51.497
3	1:08.430	+0.242	13:43:59.927
4	1:08.740	+0.552	13:45:08.667
5	1:09.027	+0.839	13:46:17.694
6	1:08.731	+0.543	13:47:26.425
7	1:09.101	+0.913	13:48:35.526
8	1:08.932	+0.744	13:49:44.458
9	1:09.627	+1.439	13:50:54.085
10	1:09.764	+1.576	13:52:03.849
11	1:11.352	+3.164	13:53:15.201
12	1:09.433	+1.245	13:54:24.634
13	1:09.148	+0.960	13:55:33.782
14	1:09.547	+1.359	13:56:43.329
15	1:11.084	+2.896	13:57:54.413
16	1:10.405	+2.217	13:59:04.818

Lap	Lap Tm	Diff	Time of Day
(93) JOAN SERRA LLANES			
1	1:25.289	+17.747	13:41:56.927
2	1:08.628	+1.086	13:43:05.555
3	1:09.053	+1.511	13:44:14.608
4	1:08.488	+0.946	13:45:23.096
5	1:08.951	+1.409	13:46:32.047
6	1:09.623	+2.081	13:47:41.670
7	1:11.178	+3.636	13:48:52.848
8	1:09.763	+2.221	13:50:02.611
9	1:07.922	+0.380	13:51:10.533
10	1:07.542		13:52:18.075
11	1:07.691	+0.149	13:53:25.766
12	1:07.841	+0.299	13:54:33.607
13	1:07.702	+0.160	13:55:41.309
14	1:08.252	+0.710	13:56:49.561
15	1:07.960	+0.418	13:57:57.521
16	1:08.631	+1.089	13:59:06.152

Lap	Lap Tm	Diff	Time of Day
(7) RUBEN GIMENEZ LORENTE			
1	1:13.283	+4.098	13:41:45.228

Lap	Lap Tm	Diff	Time of Day
2	1:09.312	+0.127	13:42:54.540
3	1:09.581	+0.396	13:44:04.121
4	1:09.198	+0.013	13:45:13.319
5	1:09.771	+0.586	13:46:23.090
6	1:09.190	+0.005	13:47:32.280
7	1:09.392	+0.207	13:48:41.672
8	1:09.732	+0.547	13:49:51.404
9	1:09.576	+0.391	13:51:00.980
10	1:09.711	+0.526	13:52:10.691
11	1:09.290	+0.105	13:53:19.981
12	1:09.185		13:54:29.166
13	1:09.957	+0.772	13:55:39.123
14	1:10.803	+1.618	13:56:49.926
15	1:09.530	+0.345	13:57:59.456
16	1:09.410	+0.225	13:59:08.866

Lap	Lap Tm	Diff	Time of Day
(60) ANDOITZ ARRUIBARRENA OLAZABAL			
1	1:14.656	+5.727	13:41:46.640
2	1:10.895	+1.966	13:42:57.535
3	1:10.606	+1.677	13:44:08.141
4	1:10.240	+1.311	13:45:18.381
5	1:10.488	+1.559	13:46:28.869
6	1:10.041	+1.112	13:47:38.910
7	1:09.904	+0.975	13:48:48.814
8	1:10.244	+1.315	13:49:59.058
9	1:10.948	+2.019	13:51:10.006
10	1:11.567	+2.638	13:52:21.573
11	1:09.511	+0.582	13:53:31.084
12	1:08.936	+0.007	13:54:40.020
13	1:08.929		13:55:48.949
14	1:10.964	+2.035	13:56:59.913
15	1:10.063	+1.134	13:58:09.976
16	1:12.016	+3.087	13:59:21.992

Lap	Lap Tm	Diff	Time of Day
(90) VICTOR LATORRE USAN			
1	1:16.825	+7.434	13:41:48.996
2	1:10.956	+1.565	13:42:59.952
3	1:10.310	+0.919	13:44:10.262
4	1:10.896	+1.505	13:45:21.158
5	1:10.122	+0.731	13:46:31.280
6	1:10.010	+0.619	13:47:41.290
7	1:10.607	+1.216	13:48:51.897
8	1:11.243	+1.852	13:50:03.140
9	1:10.084	+0.693	13:51:13.224
10	1:09.756	+0.365	13:52:22.980
11	1:09.391		13:53:32.371
12	1:09.468	+0.077	13:54:41.839
13	1:10.148	+0.757	13:55:51.987
14	1:11.718	+2.327	13:57:03.705
15	1:09.922	+0.531	13:58:13.627
16	1:11.319	+1.928	13:59:24.946

Lap	Lap Tm	Diff	Time of Day
(83) IVAN SEBASTIAN SEBASTIAN			
1	1:20.177	+7.777	13:41:52.082
2	1:13.101	+0.701	13:43:05.183
3	1:14.034	+1.634	13:44:19.217
4	1:13.032	+0.632	13:45:32.249
5	1:12.400		13:46:44.649
6	1:14.157	+1.757	13:47:58.806
7	1:13.307	+0.907	13:49:12.113
8	1:16.384	+3.984	13:50:28.497
9	1:13.947	+1.547	13:51:42.444
10	1:14.047	+1.647	13:52:56.491
11	1:12.964	+0.564	13:54:09.455
12	1:16.199	+3.799	13:55:25.654
13	1:13.634	+1.234	13:56:39.288

Jefe de cronometraje

Orbits

El Jefe de Cronometraje

El Director de Carrera

El/los Comisarios Deportivos

Provisional

Definitiva

Hora:

Hora:

Hora:



II Supermotard Motorland Aragón

SuperMoto Open

Motorland-SM 1,210 km

Segunda Manga

27/02/2011 13:45

Carrera (15:00 y 2 Vueltas) iniciado a 13:40:28

Lap	Lap Tm	Diff	Time of Day
14	1:15.915	+3.515	13:57:55.203
15	1:15.402	+3.002	13:59:10.605

Lap	Lap Tm	Diff	Time of Day
-----	--------	------	-------------

Lap	Lap Tm	Diff	Time of Day
-----	--------	------	-------------

Jefe de cronometraje

Orbits

El Jefe de Cronometraje

El Director de Carrera

El/los Comisarios Deportivos

Provisional

Definitiva

Hora:

Hora:

Hora:




II Supermotard Motorland Aragón

SuperMoto Open

Motorland-SM 1,210 km

Final SuperMoto



Pos.	Nº	Nombre	Total puntos	1ªM	2ªM	Marca	Club
1	21	DAVID GIMENEZ LOPEZ	50	25	25	SUZUKI	
2	12	VICTOR ALGUACIL PARDO	40	20	20	HONDA	
3	79	JOSEP PIEDRA JUAN	29	13	16	HONDA	
4	77	IVAN SEGURA SABADO	29	16	13	HM	C.M. Alcañiz
5	93	JOAN SERRA LLANES	20	11	9	SUZUKI	
6	5	JESUS BARBERAN PINA	20	10	10	HONDA	C.M. Alcañiz
7	67	FRANCISCO MIGUEL GIMENO LARA	17	6	11	KTM	
8	60	ANDOITZ ARRUIBARRENA OLAZABAL	16	9	7	HONDA	
9	90	VICTOR LATORRE USAN	14	8	6	HM	Tauste Mc.
10	83	IVAN SEBASTIAN SEBASTIAN	12	7	5	HONDA	Tauste Mc.
11	7	RUBEN GIMENEZ LORENTE	8	0	8	SUZUKI	Supermotard Aragón
12	75	OSCAR MOCE LLIVINA	0	0	0	SUZUKI	

Jefe de cronometraje

Orbits

El Jefe de Cronometraje

El Director de Carrera

El/los Comisarios Deportivos

Provisional

Definitiva



Hora:

Hora:

Hora:

II Supermotard Motorland Aragón

Clasificado por mejor tiempo de vuelta

Minimotar

Motorland-SM 1,210 km

Entrenos Oficiales

27/02/2011 10:00

Clasificación (20:00 Tiempo) iniciado a 10:05:03

Pos.	Nº	Nombre	Mejor Tm	Dif. 1º	En Vlt.	Marca	Club
1	96	FRANCISCO MORALES AIBAR	1:18.488		12		Mc. Fuentes
2	11	MARIO GIMENEZ CAÑADA	1:19.152	0.664	12	IMR	T.S.R.
3	22	ALVARO GORRIZ JARQUE	1:20.417	1.929	8	YCF	T.S.R.
4	38	JESUS MANUEL CARTAGENA LOMERO	1:21.050	2.562	11		A.D. Aragon Sport
5	45	JOSE ANTONIO MOYANO GIMENO	1:24.887	6.399	3	RAV	A.D. Aragon Sport
6	25	JAGOBA GIL ROZ	1:27.188	8.700	10	RAV	Mc. Fuentes
7	28	RUBEN VILLAMAYOR SANJUAN	1:30.537	12.049	3		A.D. Aragon Sport
8	3	GREGORIO GASCA CASTILLO	1:34.386	15.898	11	HONDA	Pm. Oscense

Jefe de cronometraje

Orbits

El Jefe de Cronometraje

El Director de Carrera

El/los Comisarios Deportivos

Provisional Definitiva

Hora:

Hora:

Hora:



II Supermotard Motorland Aragón

Minimotar Motorland-SM 1,210 km

Entrenos Oficiales 27/02/2011 10:00

Clasificación (20:00 Tiempo) iniciado a 10:05:03

Lap	Lap Tm	Diff	Time of Day	Lap	Lap Tm	Diff	Time of Day	Lap	Lap Tm	Diff	Time of Day
(96) FRANCISCO MORALES AIBAR				8	1:26.032	+1.145	10:16:39.819				
1			10:06:38.857	9	1:25.088	+0.201	10:18:04.907				
2	1:25.363	+6.875	10:08:04.220	10	1:25.358	+0.471	10:19:30.265				
3	1:23.209	+4.721	10:09:27.429	11	1:25.978	+1.091	10:20:56.243				
4	1:21.472	+2.984	10:10:48.901	12	1:25.272	+0.385	10:22:21.515				
5	1:25.599	+7.111	10:12:14.500	13	1:25.779	+0.892	10:23:47.294				
6	1:21.096	+2.608	10:13:35.596	14	1:26.225	+1.338	10:25:13.519				
7	1:20.684	+2.196	10:14:56.280	(25) JAGOBA GIL ROZ							
8	1:20.384	+1.896	10:16:16.664	1			10:06:56.511				
9	3:46.057	+2:27.569	10:20:02.721	2	1:40.525	+13.337	10:08:37.036				
10	1:19.643	+1.155	10:21:22.364	3	1:39.048	+11.860	10:10:16.084				
11	1:19.751	+1.263	10:22:42.115	4	1:35.417	+8.229	10:11:51.501				
12	1:18.488		10:24:00.603	5	1:32.493	+5.305	10:13:23.994				
13	1:21.706	+3.218	10:25:22.309	6	1:34.172	+6.984	10:14:58.166				
(11) MARIO GIMENEZ CAÑADA				7	1:29.443	+2.255	10:16:27.609				
1			10:06:59.800	8	1:28.270	+1.082	10:17:55.879				
2	1:38.451	+19.299	10:08:38.251	9	1:27.415	+0.227	10:19:23.294				
3	1:27.204	+8.052	10:10:05.455	10	1:27.188		10:20:50.482				
4	1:22.622	+3.470	10:11:28.077	11	1:27.914	+0.726	10:22:18.396				
5	1:22.690	+3.538	10:12:50.767	12	1:29.214	+2.026	10:23:47.610				
6	1:21.314	+2.162	10:14:12.081	13	1:28.275	+1.087	10:25:15.885				
7	1:19.782	+0.630	10:15:31.863	(28) RUBEN VILLAMAYOR SANJUAN							
8	1:40.527	+21.375	10:17:12.390	1			10:06:53.515				
9	1:27.876	+8.724	10:18:40.266	2	2:05.490	+34.953	10:08:59.005				
10	1:20.133	+0.981	10:20:00.399	3	1:30.537		10:10:29.542				
11	1:19.440	+0.288	10:21:19.839	4	1:48.627	+18.090	10:12:18.169				
12	1:19.152		10:22:38.991	5	1:31.007	+0.470	10:13:49.176				
13	1:19.505	+0.353	10:23:58.496	(3) GREGORIO GASCA CASTILLO							
14	1:25.460	+6.308	10:25:23.956	1			10:07:07.464				
(22) ALVARO GORRIZ JARQUE				2	1:47.214	+12.828	10:08:54.678				
1			10:06:39.238	3	1:42.089	+7.703	10:10:36.767				
2	1:25.712	+5.295	10:08:04.950	4	1:41.720	+7.334	10:12:18.487				
3	1:23.911	+3.494	10:09:28.861	5	1:36.049	+1.663	10:13:54.536				
4	1:21.955	+1.538	10:10:50.816	6	1:36.273	+1.887	10:15:30.809				
5	1:23.026	+2.609	10:12:13.842	7	1:36.872	+2.486	10:17:07.681				
6	1:21.544	+1.127	10:13:35.386	8	1:37.247	+2.861	10:18:44.928				
7	1:21.537	+1.120	10:14:56.923	9	1:37.055	+2.669	10:20:21.983				
8	1:20.417		10:16:17.340	10	1:37.812	+3.426	10:21:59.795				
9	1:22.113	+1.696	10:17:39.453	11	1:34.386		10:23:34.181				
10	1:21.322	+0.905	10:19:00.775	12	1:35.969	+1.583	10:25:10.150				
11	6:07.061	+4:46.644	10:25:07.836	(38) JESUS MANUEL CARTAGENA LOMERO							
(38) JESUS MANUEL CARTAGENA LOMERO				1			10:07:22.230				
1			10:07:22.230	2	1:36.842	+15.792	10:08:59.072				
2	1:36.842	+15.792	10:08:59.072	3	1:30.608	+9.558	10:10:29.680				
3	1:30.608	+9.558	10:10:29.680	4	1:30.026	+8.976	10:11:59.706				
4	1:30.026	+8.976	10:11:59.706	5	1:24.935	+3.885	10:13:24.641				
5	1:24.935	+3.885	10:13:24.641	6	1:24.645	+3.595	10:14:49.286				
6	1:24.645	+3.595	10:14:49.286	7	5:06.661	+3:45.611	10:19:55.947				
7	5:06.661	+3:45.611	10:19:55.947	8	1:29.491	+8.441	10:21:25.438				
8	1:29.491	+8.441	10:21:25.438	9	1:24.284	+3.234	10:22:49.722				
9	1:24.284	+3.234	10:22:49.722	10	1:31.702	+10.652	10:24:21.424				
10	1:31.702	+10.652	10:24:21.424	11	1:21.050		10:25:42.474				
11	1:21.050		10:25:42.474	(45) JOSE ANTONIO MOYANO GIMENO							
(45) JOSE ANTONIO MOYANO GIMENO				1			10:06:38.426				
1			10:06:38.426	2	1:25.448	+0.561	10:08:03.874				
2	1:25.448	+0.561	10:08:03.874	3	1:24.887		10:09:28.761				
3	1:24.887		10:09:28.761	4	1:26.262	+1.375	10:10:55.023				
4	1:26.262	+1.375	10:10:55.023	5	1:25.601	+0.714	10:12:20.624				
5	1:25.601	+0.714	10:12:20.624	6	1:27.880	+2.993	10:13:48.504				
6	1:27.880	+2.993	10:13:48.504	7	1:25.283	+0.396	10:15:13.787				
7	1:25.283	+0.396	10:15:13.787								

Jefe de cronometraje Orbits

El Jefe de Cronometraje

Hora:

El Director de Carrera

Hora:

El/los Comisarios Deportivos

Hora:

Provisional

Definitiva



Federación Aragonesa de Motociclismo



II Supermotard Motorland Aragón

Minimotar	Motorland-SM 1,210 km
Primera Manga	27/02/2011 11:35
Carrera (10:00 y 2 Vueltas)	

2
1


45
5
96

POLE POSITION 1

25
6
11
2

28
7
22
3

3
8
38
4



Jefe de cronometraje Orbits

El Jefe de Cronometraje

Hora:

El Director de Carrera

Hora:

El/los Comisarios Deportivos

Hora:

Provisional

Definitiva





Federación Aragonesa
de Motociclismo



II Supermotard Motorland Aragón

Clasificado por vueltas

Minimotar

Motorland-SM 1,210 km

Primera Manga

27/02/2011 11:35

Carrera (10:00 y 2 Vueltas) iniciado a 11:30:46

Pos.	Nº	Nombre	Vlts	Total T°	Dif. 1°	Mejor Tm Club	Marca
Minimotard-Open							
1	22	ALVARO GORRIZ JARQUE	10	13:47.474		1:16.943 T.S.R.	YCF
2	38	JESUS MANUEL CARTAGENA LOMERO	10	14:04.490	17.016	1:21.120 A.D. Aragon Spo	
3	28	RUBEN VILLAMAYOR SANJUAN	9	13:33.182	1 Vuelta	1:24.256 A.D. Aragon Spo	
4	3	GREGORIO GASCA CASTILLO	9	13:53.620	1 Vuelta	1:30.949 Pm. Oscense	HONDA
Minimotard-Serie							
1	11	MARIO GIMENEZ CAÑADA	10	13:08.020		1:16.246 T.S.R.	IMR
2	96	FRANCISCO MORALES AIBAR	10	14:03.868	55.848	1:18.338 Mc. Fuentes	
3	45	JOSE ANTONIO MOYANO GIMENO	10	14:10.247	1:02.227	1:22.560 A.D. Aragon Spo	RAV
4	25	JAGOBA GIL ROZ	10	14:31.669	1:23.649	1:25.267 Mc. Fuentes	RAV

Margin of Victory	Avg. Speed	Best Lap Tm	Best Spd	Best Lap by
39.454	55,278	1:16.246	57,131	11 - MARIO GIMENEZ CAÑADA

Jefe de cronometraje

Orbits

El Jefe de Cronometraje

El Director de Carrera

El/los Comisarios Deportivos

Provisional

Definitiva

Hora:

Hora:

Hora:





II Supermotard Motorland Aragón

Minimotar

Motorland-SM 1,210 km

Primera Manga

27/02/2011 11:35

Carrera (10:00 y 2 Vueltas) iniciado a 11:30:46

Lap	Lap Tm	Diff	Time of Day
(11) MARIO GIMENEZ CAÑADA			
1	1:19.366	+3.120	11:32:10.080
2	1:16.522	+0.276	11:33:26.602
3	1:16.563	+0.317	11:34:43.165
4	1:16.246		11:35:59.411
5	1:17.778	+1.532	11:37:17.189
6	1:19.062	+2.816	11:38:36.251
7	1:18.762	+2.516	11:39:55.013
8	1:19.136	+2.890	11:41:14.149
9	1:19.577	+3.331	11:42:33.726
10	1:20.782	+4.536	11:43:54.508

Lap	Lap Tm	Diff	Time of Day
(22) ALVARO GORRIZ JARQUE			
1	1:20.365	+3.422	11:32:11.865
2	1:16.943		11:33:28.808
3	1:18.888	+1.945	11:34:47.696
4	1:19.279	+2.336	11:36:06.975
5	1:20.970	+4.027	11:37:27.945
6	1:20.153	+3.210	11:38:48.098
7	1:21.342	+4.399	11:40:09.440
8	1:21.058	+4.115	11:41:30.498
9	1:37.584	+20.641	11:43:08.082
10	1:25.880	+8.937	11:44:33.962

Lap	Lap Tm	Diff	Time of Day
(96) FRANCISCO MORALES AIBAR			
1	1:56.628	+38.290	11:32:47.450
2	1:22.127	+3.789	11:34:09.577
3	1:20.710	+2.372	11:35:30.287
4	1:21.344	+3.006	11:36:51.631
5	1:21.446	+3.108	11:38:13.077
6	1:20.245	+1.907	11:39:33.322
7	1:19.655	+1.317	11:40:52.977
8	1:19.453	+1.115	11:42:12.430
9	1:19.588	+1.250	11:43:32.018
10	1:18.338		11:44:50.356

Lap	Lap Tm	Diff	Time of Day
(38) JESUS MANUEL CARTAGENA LOMERO			
1	1:22.763	+1.643	11:32:13.358
2	1:21.120		11:33:34.478
3	1:21.718	+0.598	11:34:56.196
4	1:21.671	+0.551	11:36:17.867
5	1:23.892	+2.772	11:37:41.759
6	1:24.524	+3.404	11:39:06.283
7	1:23.750	+2.630	11:40:30.033
8	1:26.887	+5.767	11:41:56.920
9	1:29.299	+8.179	11:43:26.219
10	1:24.759	+3.639	11:44:50.978

Lap	Lap Tm	Diff	Time of Day
(45) JOSE ANTONIO MOYANO GIMENO			
1	1:27.428	+4.868	11:32:18.207
2	1:28.132	+5.572	11:33:46.339
3	1:24.026	+1.466	11:35:10.365
4	1:23.677	+1.117	11:36:34.042
5	1:23.399	+0.839	11:37:57.441
6	1:24.032	+1.472	11:39:21.473
7	1:25.063	+2.503	11:40:46.536
8	1:23.607	+1.047	11:42:10.143
9	1:22.560		11:43:32.703
10	1:24.032	+1.472	11:44:56.735

Lap	Lap Tm	Diff	Time of Day
(25) JAGOBA GIL ROZ			
1	1:31.230	+5.963	11:32:22.577
2	1:28.012	+2.745	11:33:50.589
3	1:25.925	+0.658	11:35:16.514
4	1:25.576	+0.309	11:36:42.090

Lap	Lap Tm	Diff	Time of Day
5	1:25.966	+0.699	11:38:08.056
6	1:26.326	+1.059	11:39:34.382
7	1:26.204	+0.937	11:41:00.586
8	1:25.267		11:42:25.853
9	1:25.786	+0.519	11:43:51.639
10	1:26.518	+1.251	11:45:18.157

Lap	Lap Tm	Diff	Time of Day
(28) RUBEN VILLAMAYOR SANJUAN			
1	1:38.687	+14.431	11:32:29.712
2	1:24.256		11:33:53.968
3	1:24.299	+0.043	11:35:18.267
4	1:48.980	+24.724	11:37:07.247
5	1:28.291	+4.035	11:38:35.538
6	1:26.474	+2.218	11:40:02.012
7	1:27.098	+2.842	11:41:29.110
8	1:25.908	+1.652	11:42:55.018
9	1:24.652	+0.396	11:44:19.670

Lap	Lap Tm	Diff	Time of Day
(3) GREGORIO GASCA CASTILLO			
1	1:32.845	+1.896	11:32:24.799
2	1:31.511	+0.562	11:33:56.310
3	1:31.725	+0.776	11:35:28.035
4	1:31.193	+0.244	11:36:59.228
5	1:30.949		11:38:30.177
6	1:32.057	+1.108	11:40:02.234
7	1:31.740	+0.791	11:41:33.974
8	1:32.071	+1.122	11:43:06.045
9	1:34.063	+3.114	11:44:40.108

Jefe de cronometraje

Orbits

El Jefe de Cronometraje

El Director de Carrera

El/los Comisarios Deportivos

Provisional

Definitiva

Hora:

Hora:

Hora:



II Supermotard Motorland Aragón

Clasificado por vueltas

Minimotar

Motorland-SM 1,210 km

Segunda Manga

27/02/2011 13:15

Carrera (10:00 y 2 Vueltas) iniciado a 13:07:47

Pos.	Nº	Nombre	Vlts	Total T°	Dif. 1°	Mejor Tm Club	Marca
Minimotard-Open							
1	22	ALVARO GORRIZ JARQUE	10	13:17.414		1:17.754 T.S.R.	YCF
2	38	JESUS MANUEL CARTAGENA LOMERO	10	13:19.926	2.512	1:17.383 A.D. Aragon Spo	
3	28	RUBEN VILLAMAYOR SANJUAN	9	13:05.297	1 Vuelta	1:24.322 A.D. Aragon Spo	
4	3	GREGORIO GASCA CASTILLO	9	13:44.693	1 Vuelta	1:29.028 Pm. Oscense	HONDA
Minimotard-Serie							
1	11	MARIO GIMENEZ CAÑADA	10	13:09.587		1:16.517 T.S.R.	IMR
2	96	FRANCISCO MORALES AIBAR	10	13:40.828	31.241	1:19.718 Mc. Fuentes	
3	45	JOSE ANTONIO MOYANO GIMENO	10	13:58.389	48.802	1:20.533 A.D. Aragon Spo	RAV
4	25	JAGOBA GIL ROZ	9	13:44.579	1 Vuelta	1:25.825 Mc. Fuentes	RAV

Margin of Victory	Avg. Speed	Best Lap Tm	Best Spd	Best Lap by
7.827	55,168	1:16.517	56,929	11 - MARIO GIMENEZ CAÑADA

Jefe de cronometraje

Orbits

El Jefe de Cronometraje

El Director de Carrera

El/los Comisarios Deportivos

Provisional

Definitiva

Hora:

Hora:

Hora:





II Supermotard Motorland Aragón

Minimotar

Motorland-SM 1,210 km

Segunda Manga

27/02/2011 13:15

Carrera (10:00 y 2 Vueltas) iniciado a 13:07:47

Lap	Lap Tm	Diff	Time of Day
(11) MARIO GIMENEZ CAÑADA			
1	1:18.581	+2.064	13:09:08.656
2	1:17.769	+1.252	13:10:26.425
3	1:17.020	+0.503	13:11:43.445
4	1:16.517		13:12:59.962
5	1:17.184	+0.667	13:14:17.146
6	1:18.553	+2.036	13:15:35.699
7	1:18.265	+1.748	13:16:53.964
8	1:17.995	+1.478	13:18:11.959
9	1:17.231	+0.714	13:19:29.190
10	1:17.676	+1.159	13:20:46.866

Lap	Lap Tm	Diff	Time of Day
(22) ALVARO GORRIZ JARQUE			
1	1:23.605	+5.851	13:09:13.924
2	1:18.367	+0.613	13:10:32.291
3	1:19.721	+1.967	13:11:52.012
4	1:17.754		13:13:09.766
5	1:18.872	+1.118	13:14:28.638
6	1:18.370	+0.616	13:15:47.008
7	1:20.983	+3.229	13:17:07.991
8	1:19.431	+1.677	13:18:27.422
9	1:18.881	+1.127	13:19:46.303
10	1:18.390	+0.636	13:21:04.693

Lap	Lap Tm	Diff	Time of Day
(38) JESUS MANUEL CARTAGENA LOMERO			
1	1:24.684	+7.301	13:09:14.603
2	1:19.906	+2.523	13:10:34.509
3	1:19.121	+1.738	13:11:53.630
4	1:18.142	+0.759	13:13:11.772
5	1:18.447	+1.064	13:14:30.219
6	1:22.242	+4.859	13:15:52.461
7	1:20.412	+3.029	13:17:12.873
8	1:18.840	+1.457	13:18:31.713
9	1:17.383		13:19:49.096
10	1:18.109	+0.726	13:21:07.205

Lap	Lap Tm	Diff	Time of Day
(96) FRANCISCO MORALES AIBAR			
1	1:25.483	+5.765	13:09:16.049
2	1:21.925	+2.207	13:10:37.974
3	1:21.518	+1.800	13:11:59.492
4	1:19.718		13:13:19.210
5	1:20.550	+0.832	13:14:39.760
6	1:20.507	+0.789	13:16:00.267
7	1:21.466	+1.748	13:17:21.733
8	1:21.865	+2.147	13:18:43.598
9	1:21.789	+2.071	13:20:05.387
10	1:22.720	+3.002	13:21:28.107

Lap	Lap Tm	Diff	Time of Day
(45) JOSE ANTONIO MOYANO GIMENO			
1	1:28.918	+8.385	13:09:18.573
2	1:22.865	+2.332	13:10:41.438
3	1:20.813	+0.280	13:12:02.251
4	1:20.533		13:13:22.784
5	1:20.823	+0.290	13:14:43.607
6	1:22.609	+2.076	13:16:06.216
7	1:21.554	+1.021	13:17:27.770
8	1:22.024	+1.491	13:18:49.794
9	1:23.207	+2.674	13:20:13.001
10	1:22.667	+2.134	13:21:35.668

Lap	Lap Tm	Diff	Time of Day
(28) RUBEN VILLAMAYOR SANJUAN			
1	1:24.322		13:09:14.375
2	1:38.668	+14.346	13:10:53.043
3	1:25.909	+1.587	13:12:18.952
4	1:25.290	+0.968	13:13:44.242

Lap	Lap Tm	Diff	Time of Day
5	1:24.756	+0.434	13:15:08.998
6	1:24.644	+0.322	13:16:33.642
7	1:27.384	+3.062	13:18:01.026
8	1:25.457	+1.135	13:19:26.483
9	1:26.093	+1.771	13:20:52.576

Lap	Lap Tm	Diff	Time of Day
(25) JAGOBA GIL ROZ			
1	1:28.360	+2.535	13:09:19.003
2	1:25.825		13:10:44.828
3	1:26.269	+0.444	13:12:11.097
4	1:56.303	+30.478	13:14:07.400
5	1:32.249	+6.424	13:15:39.649
6	1:29.044	+3.219	13:17:08.693
7	1:28.108	+2.283	13:18:36.801
8	1:26.222	+0.397	13:20:03.023
9	1:28.835	+3.010	13:21:31.858

Lap	Lap Tm	Diff	Time of Day
(3) GREGORIO GASCA CASTILLO			
1	1:32.013	+2.985	13:09:23.142
2	1:31.461	+2.433	13:10:54.603
3	1:30.018	+0.990	13:12:24.621
4	1:32.225	+3.197	13:13:56.846
5	1:31.649	+2.621	13:15:28.495
6	1:30.565	+1.537	13:16:59.060
7	1:32.275	+3.247	13:18:31.335
8	1:31.609	+2.581	13:20:02.944
9	1:29.028		13:21:31.972

Jefe de cronometraje

Orbits

El Jefe de Cronometraje

Hora:

El Director de Carrera

Hora:

El/los Comisarios Deportivos

Hora:

Provisional

Definitiva



II Supermotard Motorland Aragón

Minimotar	Motorland-SM 1,210 km
Final Minimotar	

Pos.	Nº	Nombre	Total puntos	1ªM	2ªM	Marca	Club
Minimotard-Open							
1	22	ALVARO GORRIZ JARQUE	50	25	25	YCF	T.S.R.
2	38	JESUS MANUEL CARTAGENA LOMERO	40	20	20		A.D. Aragon Sport
3	28	RUBEN VILLAMAYOR SANJUAN	32	16	16		A.D. Aragon Sport
4	3	GREGORIO GASCA CASTILLO	26	13	13	HONDA	Pm. Oscense
Minimotard-Serie							
1	11	MARIO GIMENEZ CAÑADA	50	25	25	IMR	T.S.R.
2	96	FRANCISCO MORALES AIBAR	40	20	20		Mc. Fuentes
3	45	JOSE ANTONIO MOYANO GIMENO	32	16	16	RAV	A.D. Aragon Sport
4	25	JAGOBA GIL ROZ	26	13	13	RAV	Mc. Fuentes

Jefe de cronometraje			Orbits
El Jefe de Cronometraje	El Director de Carrera	El/los Comisarios Deportivos	Provisional <input type="checkbox"/>
Hora:	Hora:	Hora:	Definitiva <input type="checkbox"/>

