



Ontinar, Camp. Aragón QuadX

Clasificado por mejor tiempo de vuelta

Qx Series / Q2 / Q1

Ontinar 0,000 km

Entrenos Oficiales

08/05/2010 16:00

Clasificación (15:00 Tiempo) iniciado a 16:07:40

Pos.	Nº	Nombre	Mejor Tm	Dif. resp. 1º	En Vuelta	Marca	Club
1	82	ALBERT RODRIGUEZ FERNANDEZ	40.151		11	YAMAHA	
2	55	ADRIAN BAQUEDANO SERRANO	41.894	1.743	13	YAMAHA	Mc. Ontinar
3	7	PEDRO LAMBEA ANSO	42.355	2.204	13	HONDA	Tauste Mc.
4	76	JUAN CARLOS GIRAL MIGUEL	43.281	3.130	4	SUZUKI	Mc. Ontinar
5	9	CARLOS ORIA ANDRES	44.298	4.147	4	GAS-GAS	Mc. Ontinar
6	69	KEVIN SOLBAS CACILIA	44.777	4.626	8	VLS	
7	34	PASQUAL LORENTE FERNANDEZ	45.084	4.933	13	SUZUKI	Mc. Ontinar
8	21	JULIAN DAVID GIRAL MARCEN	45.187	5.036	2	HONDA	Mc. Ontinar
9	18	MARIO ESCUER LAPIEDRA	45.819	5.668	4	KTM	
10	8	FRANCISCO PALACIN MURILLO	45.866	5.715	6	HONDA	Mc. Monegros
11	77	ADRIAN GARCIA GONZALEZ	45.996	5.845	16	YAMAHA	
12	2	GREGORIO GASCA CASTILLO	53.355	13.204	3	YAMAHA	Pm. Oscense





Ontinar, Camp. Aragón QuadX

Qx Series / Q2 / Q1

Ontinar 0,000 km

Entrenos Oficiales

08/05/2010 16:00

Clasificación (15:00 Tiempo) iniciado a 16:07:40

Lap	Lap Tm	Diff	Time of Day
(82) ALBERT RODRIGUEZ FERNANDEZ			
1	44.843	+4.692	16:09:31.284
2	46.307	+6.156	16:10:17.591
3	1:32.650	+52.499	16:11:50.241
4	59.460	+19.309	16:12:49.701
5	51.517	+11.366	16:13:41.218
6	1:18.877	+38.726	16:15:00.095
7	40.577	+0.426	16:15:40.672
8	1:40.696	+1:00.545	16:17:21.368
9	41.560	+1.409	16:18:02.928
10	1:41.018	+1:00.867	16:19:43.946
11	40.151		16:20:24.097

Lap	Lap Tm	Diff	Time of Day
(55) ADRIAN BAQUEDANO SERRANO			
1	48.036	+6.142	16:09:13.067
2	44.440	+2.546	16:09:57.507
3	44.908	+3.014	16:10:42.415
4	45.010	+3.116	16:11:27.425
5	43.719	+1.825	16:12:11.144
6	44.849	+2.955	16:12:55.993
7	42.615	+0.721	16:13:38.608
8	46.288	+4.394	16:14:24.896
9	46.729	+4.835	16:15:11.625
10	42.002	+0.108	16:15:53.627
11	42.880	+0.986	16:16:36.507
12	1:12.238	+30.344	16:17:48.745
13	41.894		16:18:30.639

Lap	Lap Tm	Diff	Time of Day
(7) PEDRO LAMBEA ANSO			
1	48.202	+5.847	16:09:53.880
2	47.724	+5.369	16:10:41.604
3	47.868	+5.513	16:11:29.472
4	43.690	+1.335	16:12:13.162
5	46.396	+4.041	16:12:59.558
6	45.624	+3.269	16:13:45.182
7	43.906	+1.551	16:14:29.088
8	47.313	+4.958	16:15:16.401
9	49.704	+7.349	16:16:06.105
10	43.333	+0.978	16:16:49.438
11	44.428	+2.073	16:17:33.866
12	51.114	+8.759	16:18:24.980
13	42.355		16:19:07.335
14	43.093	+0.738	16:19:50.428
15	43.423	+1.068	16:20:33.851
16	45.783	+3.428	16:21:19.634
17	42.786	+0.431	16:22:02.420
18	44.980	+2.625	16:22:47.400

Lap	Lap Tm	Diff	Time of Day
(76) JUAN CARLOS GIRAL MIGUEL			
1	43.632	+0.351	16:08:34.548
2	44.022	+0.741	16:09:18.570
3	44.306	+1.025	16:10:02.876
4	43.281		16:10:46.157
5	45.208	+1.927	16:11:31.365
6	43.806	+0.525	16:12:15.171
7	44.746	+1.465	16:12:59.917
8	46.105	+2.824	16:13:46.022
9	44.211	+0.930	16:14:30.233
10	50.983	+7.702	16:15:21.216
11	1:16.368	+33.087	16:16:37.584
12	44.536	+1.255	16:17:22.120
13	43.332	+0.051	16:18:05.452

Lap	Lap Tm	Diff	Time of Day
(9) CARLOS ORIA ANDRES			
1	49.196	+4.898	16:08:43.388

Lap	Lap Tm	Diff	Time of Day
2	45.207	+0.909	16:09:28.595
3	45.355	+1.057	16:10:13.950
4	44.298		16:10:58.248
5	45.823	+1.525	16:11:44.071
6	45.324	+1.026	16:12:29.395
7	55.299	+11.001	16:13:24.694
8	1:07.803	+23.505	16:14:32.497
9	51.596	+7.298	16:15:24.093
10	1:23.122	+38.824	16:16:47.215
11	45.122	+0.824	16:17:32.337

Lap	Lap Tm	Diff	Time of Day
(69) KEVIN SOLBAS CACILIA			
1	49.943	+5.166	16:09:17.884
2	47.128	+2.351	16:10:05.012
3	47.438	+2.661	16:10:52.450
4	2:50.390	+2:05.613	16:13:42.840
5	44.941	+0.164	16:14:27.781
6	47.356	+2.579	16:15:15.137
7	44.781	+0.004	16:15:59.918
8	44.777		16:16:44.695
9	45.798	+1.021	16:17:30.493
10	45.996	+1.219	16:18:16.489
11	45.641	+0.864	16:19:02.130
12	45.036	+0.259	16:19:47.166
13	45.116	+0.339	16:20:32.282

Lap	Lap Tm	Diff	Time of Day
(34) PASQUAL LORENTE FERNANDEZ			
1	48.203	+3.119	16:08:41.144
2	46.557	+1.473	16:09:27.701
3	47.269	+2.185	16:10:14.970
4	46.084	+1.000	16:11:01.054
5	45.580	+0.496	16:11:46.634
6	46.421	+1.337	16:12:33.055
7	49.889	+4.805	16:13:22.944
8	1:03.723	+18.639	16:14:26.667
9	47.520	+2.436	16:15:14.187
10	2:36.561	+1:51.477	16:17:50.748
11	48.717	+3.633	16:18:39.465
12	1:05.281	+20.197	16:19:44.746
13	45.084		16:20:29.830
14	51.381	+6.297	16:21:21.211
15	46.607	+1.523	16:22:07.818

Lap	Lap Tm	Diff	Time of Day
(21) JULIAN DAVID GIRAL MARCEN			
1	45.886	+0.699	16:08:37.950
2	45.187		16:09:23.137
3	45.738	+0.551	16:10:08.875
4	46.436	+1.249	16:10:55.311
5	52.722	+7.535	16:11:48.033
6	47.606	+2.419	16:12:35.639
7	53.855	+8.668	16:13:29.494
8	49.589	+4.402	16:14:19.083
9	46.013	+0.826	16:15:05.096

Lap	Lap Tm	Diff	Time of Day
(18) MARIO ESCUER LAPIEDRA			
1	50.546	+4.727	16:08:48.700
2	47.416	+1.597	16:09:36.116
3	1:01.711	+15.892	16:10:37.827
4	45.819		16:11:23.646
5	46.842	+1.023	16:12:10.488
6	48.256	+2.437	16:12:58.744
7	49.045	+3.226	16:13:47.789
8	47.108	+1.289	16:14:34.897
9	51.233	+5.414	16:15:26.130
10	2:46.376	+2:00.557	16:18:12.506

Lap	Lap Tm	Diff	Time of Day
(8) FRANCISCO PALACIN MURILLO			
1	47.003	+1.137	16:09:56.431
2	47.733	+1.867	16:10:44.164
3	46.387	+0.521	16:11:30.551
4	47.103	+1.237	16:12:17.654
5	46.507	+0.641	16:13:04.161
6	45.866		16:13:50.027
7	47.350	+1.484	16:14:37.377
8	51.012	+5.146	16:15:28.389
9	55.529	+9.663	16:16:23.918

Lap	Lap Tm	Diff	Time of Day
(77) ADRIAN GARCIA GONZALEZ			
1	48.846	+2.850	16:08:50.768
2	46.412	+0.416	16:09:37.180
3	1:11.405	+25.409	16:10:48.585
4	49.407	+3.411	16:11:37.992
5	49.745	+3.749	16:12:27.737
6	46.282	+0.286	16:13:14.019
7	46.201	+0.205	16:14:00.220
8	46.409	+0.413	16:14:46.629
9	46.978	+0.982	16:15:33.607
10	47.250	+1.254	16:16:20.857
11	47.184	+1.188	16:17:08.041
12	46.111	+0.115	16:17:54.152
13	46.439	+0.443	16:18:40.591
14	48.672	+2.676	16:19:29.263
15	46.382	+0.386	16:20:15.645
16	45.996		16:21:01.641

Lap	Lap Tm	Diff	Time of Day
(2) GREGORIO GASCA CASTILLO			
1	56.065	+2.710	16:08:53.345
2	53.454	+0.099	16:09:46.799
3	53.355		16:10:40.154
4	57.131	+3.776	16:11:37.285
5	54.839	+1.484	16:12:32.124
6	55.331	+1.976	16:13:27.455
7	55.008	+1.653	16:14:22.463
8	57.617	+4.262	16:15:20.080
9	56.038	+2.683	16:16:16.118
10	1:10.554	+17.199	16:17:26.672





Ontinar, Camp. Aragón QuadX

Clasificado por mejor tiempo de vuelta

Qx Iniciación

Ontinar 0,000 km

Entrenos Oficiales

08/05/2010 16:20

Clasificación (10:00 Tiempo) iniciado a 16:26:21

Pos.	N°	Nombre	Mejor Tm	Dif. resp. 1°	En Vuelta	Marca	Club
1	44	RAUL MARTIN CHARLES	48.120		5		A.D. Aragon Sport
2	28	LORENZO AARON ALFARO VARGAS	48.200	0.080	7	YAMAHA	Mc. Ontinar
3	8	JULIAN GIRAL ROMERO	54.838	6.718	7	HONDA	Mc. Ontinar





Ontinar, Camp. Aragón QuadX

Qx Iniciación

Ontinar 0,000 km

Entrenos Oficiales

08/05/2010 16:20

Clasificación (10:00 Tiempo) iniciado a 16:26:21

Lap	Lap Tm	Diff	Time of Day	Lap	Lap Tm	Diff	Time of Day	Lap	Lap Tm	Diff	Time of Day
(44) RAUL MARTIN CHARLES											
1	59.431	+11.311	16:27:42.211								
2	52.523	+4.403	16:28:34.734								
3	50.632	+2.512	16:29:25.366								
4	51.300	+3.180	16:30:16.666								
5	48.120		16:31:04.786								
6	48.395	+0.275	16:31:53.181								
7	48.727	+0.607	16:32:41.908								
8	48.677	+0.557	16:33:30.585								
9	48.574	+0.454	16:34:19.159								
10	49.324	+1.204	16:35:08.483								
11	52.525	+4.405	16:36:01.008								
12	49.041	+0.921	16:36:50.049								
(28) LORENZO AARON ALFARO VARGAS											
1	53.286	+5.086	16:27:27.564								
2	49.959	+1.759	16:28:17.523								
3	48.441	+0.241	16:29:05.964								
4	48.707	+0.507	16:29:54.671								
5	48.721	+0.521	16:30:43.392								
6	48.711	+0.511	16:31:32.103								
7	48.200		16:32:20.303								
8	48.321	+0.121	16:33:08.624								
9	57.084	+8.884	16:34:05.708								
10	51.326	+3.126	16:34:57.034								
11	55.117	+6.917	16:35:52.151								
12	51.407	+3.207	16:36:43.558								
(8) JULIAN GIRAL ROMERO											
1	57.827	+2.989	16:27:31.193								
2	56.642	+1.804	16:28:27.835								
3	55.850	+1.012	16:29:23.685								
4	55.014	+0.176	16:30:18.699								
5	56.213	+1.375	16:31:14.912								
6	57.294	+2.456	16:32:12.206								
7	54.838		16:33:07.044								
8	1:01.625	+6.787	16:34:08.669								
9	58.639	+3.801	16:35:07.308								
10	1:01.573	+6.735	16:36:08.881								
11	1:04.170	+9.332	16:37:13.051								





Ontinar, Camp. Aragón QuadX

Clasificado por vueltas

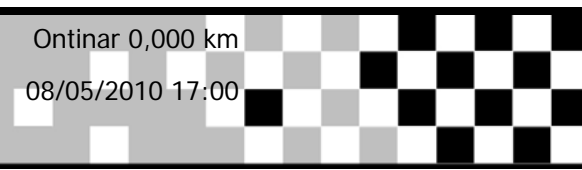
Qx Series / Q2 / Q1

Ontinar 0,000 km

Primera Manga

08/05/2010 17:00

Carrera (15:00 y 2 Vueltas) iniciado a 16:52:39



Pos.	Nº	Nombre	Vlt.	Dif. 1º	Total Tº	Mejor Tm	Club	Marca
1	82	ALBERT RODRIGUEZ FERNANDEZ	23		17:01.229	41.336		YAMAHA
2	55	ADRIAN BAQUEDANO SERRANO	23	15.818	17:17.047	41.687	Mc. Ontinar	YAMAHA
3	77	ADRIAN GARCIA GONZALEZ	22	1 Vuelta	17:21.244	44.125		YAMAHA
4	34	PASQUAL LORENTE FERNANDEZ	21	2 Vueltas	17:02.957	45.730	Mc. Ontinar	SUZUKI
5	8	FRANCISCO PALACIN MURILLO	21	2 Vueltas	17:19.027	47.140	Mc. Monegros	HONDA
6	21	JULIAN DAVID GIRAL MARCEN	21	2 Vueltas	17:19.696	45.492	Mc. Ontinar	HONDA
7	18	MARIO ESCUER LAPIEDRA	21	2 Vueltas	17:34.471	47.124		KTM
8	76	JUAN CARLOS GIRAL MIGUEL	21	2 Vueltas	17:41.127	44.184	Mc. Ontinar	SUZUKI
9	9	CARLOS ORIA ANDRES	21	2 Vueltas	17:45.224	46.814	Mc. Ontinar	GAS-GAS
10	2	GREGORIO GASCA CASTILLO	18	5 Vueltas	17:12.809	53.195	Pm. Oscense	YAMAHA
11	69	KEVIN SOLBAS CACILIA	18	5 Vueltas	17:22.614	44.360		VLS
No clasificado (75% = 18 Vueltas)								
NT	7	PEDRO LAMBEE ANSO	20	NT	15:09.215	42.558	Tauste Mc.	HONDA

Margin of Victory	Avg. Speed	Best Lap Tm	Best Spd	Best Lap by
15.818	-	41.336	-	82 - ALBERT RODRIGUEZ FERNA

Jefe de cronometraje

Orbits

Director de Carrera

www-sport-adventure.net





Ontinar, Camp. Aragón QuadX

Clasificado por vueltas

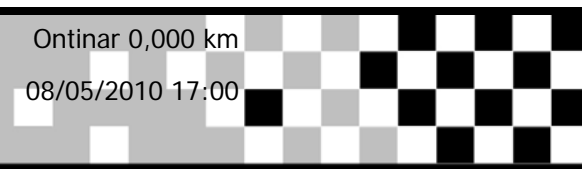
Qx Series / Q2 / Q1

Ontinar 0,000 km

Primera Manga

08/05/2010 17:00

Carrera (15:00 y 2 Vueltas) iniciado a 16:52:39



Pos.	Nº	Nombre	Vlt.	Dif. 1º	Total Tº	Mejor Tm	Club	Marca
Q-Series								
1	77	ADRIAN GARCIA GONZALEZ	22		17:21.244	44.125		YAMAHA
2	34	PASQUAL LORENTE FERNANDEZ	21	1 Vuelta	17:02.957	45.730	Mc. Ontinar	SUZUKI
3	18	MARIO ESCUER LAPIEDRA	21	1 Vuelta	17:34.471	47.124		KTM
4	69	KEVIN SOLBAS CACILIA	18	4 Vueltas	17:22.614	44.360		VLS
Q1								
1	82	ALBERT RODRIGUEZ FERNANDEZ	23		17:01.229	41.336		YAMAHA
2	55	ADRIAN BAQUEDANO SERRANO	23	15.818	17:17.047	41.687	Mc. Ontinar	YAMAHA
3	8	FRANCISCO PALACIN MURILLO	21	2 Vueltas	17:19.027	47.140	Mc. Monegros	HONDA
4	76	JUAN CARLOS GIRAL MIGUEL	21	2 Vueltas	17:41.127	44.184	Mc. Ontinar	SUZUKI
No clasificado (75% = 18 Vueltas)								
NT	7	PEDRO LAMBEA ANSO	20	NT	15:09.215	42.558	Tauste Mc.	HONDA
Q2								
1	21	JULIAN DAVID GIRAL MARCEN	21		17:19.696	45.492	Mc. Ontinar	HONDA
2	9	CARLOS ORIA ANDRES	21	25.528	17:45.224	46.814	Mc. Ontinar	GAS-GAS
3	2	GREGORIO GASCA CASTILLO	18	3 Vueltas	17:12.809	53.195	Pm. Oscense	YAMAHA

Margin of Victory	Avg. Speed	Best Lap Tm	Best Spd	Best Lap by
15.818	-	41.336	-	82 - ALBERT RODRIGUEZ FERNA

Jefe de cronometraje Orbits

Director de Carrera
www-sport-adventure.net





Ontinar, Camp. Aragón QuadX

Qx Series / Q2 / Q1

Ontinar 0,000 km

Primera Manga

08/05/2010 17:00

Carrera (15:00 y 2 Vueltas) iniciado a 16:52:39

Table with 4 columns: Lap, Lap Tm, Diff, Time of Day. Header row: Lap, Lap Tm, Diff, Time of Day. Data for (82) ALBERT RODRIGUEZ FERNANDEZ.

Table with 4 columns: Lap, Lap Tm, Diff, Time of Day. Header row: Lap, Lap Tm, Diff, Time of Day. Data for (55) ADRIAN BAQUEDANO SERRANO.

Table with 4 columns: Lap, Lap Tm, Diff, Time of Day. Header row: Lap, Lap Tm, Diff, Time of Day. Data for (77) ADRIAN GARCIA GONZALEZ.

Table with 4 columns: Lap, Lap Tm, Diff, Time of Day. Header row: Lap, Lap Tm, Diff, Time of Day. Data for (34) PASQUAL LORENTE FERNANDEZ.

Table with 4 columns: Lap, Lap Tm, Diff, Time of Day. Header row: Lap, Lap Tm, Diff, Time of Day. Data for (8) FRANCISCO PALACIN MURILLO.

Table with 4 columns: Lap, Lap Tm, Diff, Time of Day. Header row: Lap, Lap Tm, Diff, Time of Day. Data for (21) JULIAN DAVID GIRAL MARCEN.

Table with 4 columns: Lap, Lap Tm, Diff, Time of Day. Header row: Lap, Lap Tm, Diff, Time of Day. Data for (21) JULIAN DAVID GIRAL MARCEN.

Table with 4 columns: Lap, Lap Tm, Diff, Time of Day. Header row: Lap, Lap Tm, Diff, Time of Day. Data for (18) MARIO ESCUER LAPIEDRA.

Table with 4 columns: Lap, Lap Tm, Diff, Time of Day. Header row: Lap, Lap Tm, Diff, Time of Day. Data for (18) MARIO ESCUER LAPIEDRA.

Table with 4 columns: Lap, Lap Tm, Diff, Time of Day. Header row: Lap, Lap Tm, Diff, Time of Day. Data for (76) JUAN CARLOS GIRAL MIGUEL.

Table with 4 columns: Lap, Lap Tm, Diff, Time of Day. Header row: Lap, Lap Tm, Diff, Time of Day. Data for (9) CARLOS ORIA ANDRES.

Jefe de cronometraje

Director de Carrera

www-sport-adventure.net

Orbits





Ontinar, Camp. Aragón QuadX

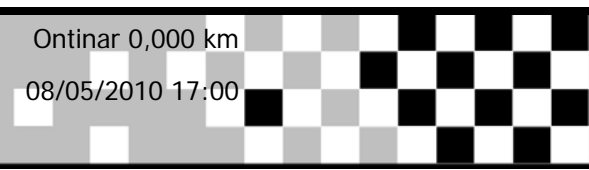
Qx Series / Q2 / Q1

Ontinar 0,000 km

Primera Manga

08/05/2010 17:00

Carrera (15:00 y 2 Vueltas) iniciado a 16:52:39



Lap	Lap Tm	Diff	Time of Day
8	52.075	+5.261	16:59:34.091
9	51.391	+4.577	17:00:25.482
10	46.814		17:01:12.296
11	48.535	+1.721	17:02:00.831
12	48.501	+1.687	17:02:49.332
13	51.403	+4.589	17:03:40.735
14	48.725	+1.911	17:04:29.460
15	51.932	+5.118	17:05:21.392
16	50.409	+3.595	17:06:11.801
17	49.648	+2.834	17:07:01.449
18	51.821	+5.007	17:07:53.270
19	51.049	+4.235	17:08:44.319
20	49.593	+2.779	17:09:33.912
21	50.484	+3.670	17:10:24.396

Lap	Lap Tm	Diff	Time of Day
11	44.134	+1.576	17:01:05.725
12	44.572	+2.014	17:01:50.297
13	47.191	+4.633	17:02:37.488
14	42.723	+0.165	17:03:20.211
15	43.910	+1.352	17:04:04.121
16	45.680	+3.122	17:04:49.801
17	45.761	+3.203	17:05:35.562
18	42.558		17:06:18.120
19	43.914	+1.356	17:07:02.034
20	46.353	+3.795	17:07:48.387

Lap	Lap Tm	Diff	Time of Day
-----	--------	------	-------------

(2) GREGORIO GASCA CASTILLO

1	55.305	+2.110	16:54:01.836
2	53.195		16:54:55.031
3	54.002	+0.807	16:55:49.033
4	54.121	+0.926	16:56:43.154
5	55.570	+2.375	16:57:38.724
6	56.649	+3.454	16:58:35.373
7	57.704	+4.509	16:59:33.077
8	59.332	+6.137	17:00:32.409
9	56.062	+2.867	17:01:28.471
10	54.876	+1.681	17:02:23.347
11	56.180	+2.985	17:03:19.527
12	53.774	+0.579	17:04:13.301
13	56.307	+3.112	17:05:09.608
14	55.178	+1.983	17:06:04.786
15	58.930	+5.735	17:07:03.716
16	54.366	+1.171	17:07:58.082
17	57.744	+4.549	17:08:55.826
18	56.155	+2.960	17:09:51.981

(69) KEVIN SOLBAS CACILIA

1	1:22.695	+38.335	16:54:26.677
2	3:05.191	+2:20.831	16:57:31.868
3	44.554	+0.194	16:58:16.422
4	44.360		16:59:00.782
5	45.571	+1.211	16:59:46.353
6	46.247	+1.887	17:00:32.600
7	44.375	+0.015	17:01:16.975
8	45.913	+1.553	17:02:02.888
9	47.346	+2.986	17:02:50.234
10	54.098	+9.738	17:03:44.332
11	46.475	+2.115	17:04:30.807
12	48.761	+4.401	17:05:19.568
13	50.443	+6.083	17:06:10.011
14	48.200	+3.840	17:06:58.211
15	44.744	+0.384	17:07:42.955
16	44.492	+0.132	17:08:27.447
17	47.489	+3.129	17:09:14.936
18	46.850	+2.490	17:10:01.786

(7) PEDRO LAMBEA ANSO

1	44.607	+2.049	16:53:43.432
2	44.620	+2.062	16:54:28.052
3	44.822	+2.264	16:55:12.874
4	43.185	+0.627	16:55:56.059
5	43.581	+1.023	16:56:39.640
6	43.474	+0.916	16:57:23.114
7	44.027	+1.469	16:58:07.141
8	45.025	+2.467	16:58:52.166
9	44.130	+1.572	16:59:36.296
10	45.295	+2.737	17:00:21.591

Jefe de cronometraje

Director de Carrera

www-sport-adventure.net

Orbits





Ontinar, Camp. Aragón QuadX

Clasificado por vueltas

Qx Iniciación

Ontinar 0,000 km

Primera Manga

08/05/2010 17:25

Carrera (10:00 y 1 Vueltas) iniciado a 17:15:37

Pos.	Nº	Nombre	Vlt.	Dif. 1º	Total Tº	Mejor Tm	Club	Marca
1	28	LORENZO AARON ALFARO VARGAS	13		10:58.443	47.612	Mc. Ontinar	YAMAHA
2	44	RAUL MARTIN CHARLES	13	20.360	11:18.803	48.529	A.D. Aragon Sport	
3	8	JULIAN GIRAL ROMERO	12	1 Vuelta	11:17.450	53.133	Mc. Ontinar	HONDA

Margin of Victory	Avg. Speed	Best Lap Tm	Best Spd	Best Lap by
20.360	-	47.612	-	28 - LORENZO AARON ALFARO \

Jefe de cronometraje

Orbits

Director de Carrera

www-sport-adventure.net





Ontinar, Camp. Aragón QuadX

Qx Iniciación

Ontinar 0,000 km

Primera Manga

08/05/2010 17:25

Carrera (10:00 y 1 Vueltas) iniciado a 17:15:37

Lap	Lap Tm	Diff	Time of Day
(28) LORENZO AARON ALFARO VARGAS			
1	48.860	+1.248	17:16:48.418
2	48.772	+1.160	17:17:37.190
3	47.612		17:18:24.802
4	48.294	+0.682	17:19:13.096
5	48.358	+0.746	17:20:01.454
6	48.599	+0.987	17:20:50.053
7	48.555	+0.943	17:21:38.608
8	48.123	+0.511	17:22:26.731
9	50.210	+2.598	17:23:16.941
10	49.018	+1.406	17:24:05.959
11	49.918	+2.306	17:24:55.877
12	48.332	+0.720	17:25:44.209
13	52.111	+4.499	17:26:36.320

Lap	Lap Tm	Diff	Time of Day
(44) RAUL MARTIN CHARLES			
1	48.529		17:16:49.957
2	49.845	+1.316	17:17:39.802
3	50.693	+2.164	17:18:30.495
4	49.587	+1.058	17:19:20.082
5	49.901	+1.372	17:20:09.983
6	50.008	+1.479	17:20:59.991
7	49.711	+1.182	17:21:49.702
8	50.098	+1.569	17:22:39.800
9	50.540	+2.011	17:23:30.340
10	49.358	+0.829	17:24:19.698
11	49.603	+1.074	17:25:09.301
12	53.563	+5.034	17:26:02.864
13	53.816	+5.287	17:26:56.680

Lap	Lap Tm	Diff	Time of Day
(8) JULIAN GIRAL ROMERO			
1	54.498	+1.365	17:16:57.402
2	54.696	+1.563	17:17:52.098
3	54.355	+1.222	17:18:46.453
4	54.810	+1.677	17:19:41.263
5	55.242	+2.109	17:20:36.505
6	54.650	+1.517	17:21:31.155
7	53.624	+0.491	17:22:24.779
8	54.545	+1.412	17:23:19.324
9	53.657	+0.524	17:24:12.981
10	54.155	+1.022	17:25:07.136
11	55.058	+1.925	17:26:02.194
12	53.133		17:26:55.327





Ontinar, Camp. Aragón QuadX

Clasificado por vueltas

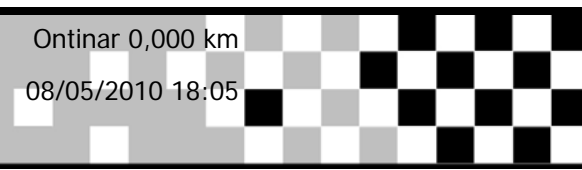
Qx Series / Q2 / Q1

Ontinar 0,000 km

Segunda Manga

08/05/2010 18:05

Carrera (15:00 y 2 Vueltas) iniciado a 17:46:15



Pos.	Nº	Nombre	Vlt.	Dif. 1º	Total Tº	Mejor Tm	Club	Marca
Q-Series								
1	34	PASQUAL LORENTE FERNANDEZ	22		17:19.906	44.947	Mc. Ontinar	SUZUKI
2	77	ADRIAN GARCIA GONZALEZ	21	1 Vuelta	16:31.507	45.095		YAMAHA
3	69	KEVIN SOLBAS CACILIA	21	1 Vuelta	16:35.177	44.097		VLS
4	18	MARIO ESCUER LAPIEDRA	20	2 Vueltas	16:53.339	46.758		KTM
Q1								
1	82	ALBERT RODRIGUEZ FERNANDEZ	23		16:30.957	40.713		YAMAHA
2	55	ADRIAN BAQUEDANO SERRANO	23	40.164	17:11.121	42.168	Mc. Ontinar	YAMAHA
3	76	JUAN CARLOS GIRAL MIGUEL	21	2 Vueltas	16:39.804	44.103	Mc. Ontinar	SUZUKI
4	8	FRANCISCO PALACIN MURILLO	21	2 Vueltas	16:45.709	45.830	Mc. Monegros	HONDA
5	7	PEDRO LAMBEA ANSO	20	3 Vueltas	16:46.878	44.843	Tauste Mc.	HONDA
Q2								
1	21	JULIAN DAVID GIRAL MARCEN	21		16:54.158	45.246	Mc. Ontinar	HONDA
2	9	CARLOS ORIA ANDRES	21	16.229	17:10.387	46.911	Mc. Ontinar	GAS-GAS
3	2	GREGORIO GASCA CASTILLO	18	3 Vueltas	17:13.246	52.929	Pm. Oscense	YAMAHA

Margin of Victory	Avg. Speed	Best Lap Tm	Best Spd	Best Lap by
40.164	-	40.713	-	82 - ALBERT RODRIGUEZ FERNA

Jefe de cronometraje Orbits

Director de Carrera
www-sport-adventure.net



Ontinar, Camp. Aragón QuadX

Qx Series / Q2 / Q1

Segunda Manga

Carrera (15:00 y 2 Vueltas) iniciado a 17:46:15

Ontinar 0,000 km

08/05/2010 18:05



Lap	Lap Tm	Diff	Time of Day
(82) ALBERT RODRIGUEZ FERNANDEZ			
1	40.778	+0.065	17:47:14.986
2	40.765	+0.052	17:47:55.751
3	40.713		17:48:36.464
4	41.623	+0.910	17:49:18.087
5	41.486	+0.773	17:49:59.573
6	41.849	+1.136	17:50:41.422
7	43.873	+3.160	17:51:25.295
8	44.532	+3.819	17:52:09.827
9	41.978	+1.265	17:52:51.805
10	42.162	+1.449	17:53:33.967
11	41.765	+1.052	17:54:15.732
12	42.606	+1.893	17:54:58.338
13	42.432	+1.719	17:55:40.770
14	41.882	+1.169	17:56:22.652
15	41.573	+0.860	17:57:04.225
16	43.774	+3.061	17:57:47.999
17	41.303	+0.590	17:58:29.302
18	41.756	+1.043	17:59:11.058
19	41.881	+1.168	17:59:52.939
20	42.560	+1.847	18:00:35.499
21	42.557	+1.844	18:01:18.056
22	44.220	+3.507	18:02:02.276
23	44.216	+3.503	18:02:46.492

Lap	Lap Tm	Diff	Time of Day
(55) ADRIAN BAQUEDANO SERRANO			
1	42.168		17:47:17.211
2	43.306	+1.138	17:48:00.517
3	43.499	+1.331	17:48:44.016
4	42.475	+0.307	17:49:26.491
5	43.825	+1.657	17:50:10.316
6	43.522	+1.354	17:50:53.838
7	43.460	+1.292	17:51:37.298
8	43.105	+0.937	17:52:20.403
9	43.580	+1.412	17:53:03.983
10	45.833	+3.665	17:53:49.816
11	43.915	+1.747	17:54:33.731
12	43.559	+1.391	17:55:17.290
13	44.210	+2.042	17:56:01.500
14	43.773	+1.605	17:56:45.273
15	43.974	+1.806	17:57:29.247
16	44.916	+2.748	17:58:14.163
17	43.876	+1.708	17:58:58.039
18	43.698	+1.530	17:59:41.737
19	43.973	+1.805	18:00:25.710
20	46.276	+4.108	18:01:11.986
21	45.108	+2.940	18:01:57.094
22	43.481	+1.313	18:02:40.575
23	46.081	+3.913	18:03:26.656

Lap	Lap Tm	Diff	Time of Day
(34) PASQUAL LORENTE FERNANDEZ			
1	45.223	+0.276	17:47:21.679
2	44.947		17:48:06.626
3	45.812	+0.865	17:48:52.438
4	45.539	+0.592	17:49:37.977
5	46.461	+1.514	17:50:24.438
6	45.757	+0.810	17:51:10.195
7	46.556	+1.609	17:51:56.751
8	45.559	+0.612	17:52:42.310
9	46.932	+1.985	17:53:29.242
10	45.632	+0.685	17:54:14.874
11	46.305	+1.358	17:55:01.179
12	45.805	+0.858	17:55:46.984
13	46.116	+1.169	17:56:33.100
14	46.121	+1.174	17:57:19.221

Lap	Lap Tm	Diff	Time of Day
15	46.278	+1.331	17:58:05.499
16	46.142	+1.195	17:58:51.641
17	45.876	+0.929	17:59:37.517
18	46.705	+1.758	18:00:24.222
19	47.405	+2.458	18:01:11.627
20	48.572	+3.625	18:02:00.199
21	46.050	+1.103	18:02:46.249
22	49.192	+4.245	18:03:35.441

Lap	Lap Tm	Diff	Time of Day
(77) ADRIAN GARCIA GONZALEZ			
1	45.204	+0.109	17:47:22.295
2	45.477	+0.382	17:48:07.772
3	45.095		17:48:52.867
4	45.773	+0.678	17:49:38.640
5	46.308	+1.213	17:50:24.948
6	46.176	+1.081	17:51:11.124
7	46.194	+1.099	17:51:57.318
8	45.694	+0.599	17:52:43.012
9	46.724	+1.629	17:53:29.736
10	46.248	+1.153	17:54:15.984
11	45.715	+0.620	17:55:01.699
12	45.890	+0.795	17:55:47.589
13	46.089	+0.994	17:56:33.678
14	46.017	+0.922	17:57:19.695
15	46.249	+1.154	17:58:05.944
16	46.164	+1.069	17:58:52.108
17	45.824	+0.729	17:59:37.932
18	46.748	+1.653	18:00:24.680
19	47.687	+2.592	18:01:12.367
20	48.277	+3.182	18:02:00.644
21	46.398	+1.303	18:02:47.042

Lap	Lap Tm	Diff	Time of Day
(69) KEVIN SOLBAS CACILIA			
1	47.941	+3.844	17:47:29.989
2	48.275	+4.178	17:48:18.264
3	47.171	+3.074	17:49:05.435
4	47.033	+2.936	17:49:52.468
5	46.016	+1.919	17:50:38.484
6	46.480	+2.383	17:51:24.964
7	46.339	+2.242	17:52:11.303
8	44.097		17:52:55.400
9	44.517	+0.420	17:53:39.917
10	44.947	+0.850	17:54:24.864
11	44.715	+0.618	17:55:09.579
12	44.964	+0.867	17:55:54.543
13	46.049	+1.952	17:56:40.592
14	45.913	+1.816	17:57:26.505
15	46.635	+2.538	17:58:13.140
16	44.407	+0.310	17:58:57.547
17	45.835	+1.738	17:59:43.382
18	46.613	+2.516	18:00:29.995
19	47.657	+3.560	18:01:17.652
20	46.169	+2.072	18:02:03.821
21	46.891	+2.794	18:02:50.712

Lap	Lap Tm	Diff	Time of Day
(76) JUAN CARLOS GIRAL MIGUEL			
1	45.617	+1.514	17:47:24.078
2	46.644	+2.541	17:48:10.722
3	47.002	+2.899	17:48:57.724
4	44.103		17:49:41.827
5	45.778	+1.675	17:50:27.605
6	45.132	+1.029	17:51:12.737
7	46.142	+2.039	17:51:58.879
8	45.466	+1.363	17:52:44.345
9	46.625	+2.522	17:53:30.970
10	46.063	+1.960	17:54:17.033

Lap	Lap Tm	Diff	Time of Day
11	47.142	+3.039	17:55:04.175
12	45.489	+1.386	17:55:49.664
13	45.502	+1.399	17:56:35.166
14	45.611	+1.508	17:57:20.777
15	46.124	+2.021	17:58:06.901
16	45.708	+1.605	17:58:52.609
17	47.045	+2.942	17:59:39.654
18	49.344	+5.241	18:00:28.998
19	47.464	+3.361	18:01:16.462
20	49.375	+5.272	18:02:05.837
21	49.502	+5.399	18:02:55.339

Lap	Lap Tm	Diff	Time of Day
(8) FRANCISCO PALACIN MURILLO			
1	47.552	+1.722	17:47:26.932
2	47.023	+1.193	17:48:13.955
3	46.952	+1.122	17:49:00.907
4	46.161	+0.331	17:49:47.068
5	45.940	+0.110	17:50:33.008
6	45.880	+0.050	17:51:18.888
7	46.737	+0.907	17:52:05.625
8	46.748	+0.918	17:52:52.373
9	46.211	+0.381	17:53:38.584
10	47.243	+1.413	17:54:25.827
11	46.316	+0.486	17:55:12.143
12	46.439	+0.609	17:55:58.582
13	48.565	+2.735	17:56:47.147
14	46.399	+0.569	17:57:33.546
15	46.145	+0.315	17:58:19.691
16	46.759	+0.929	17:59:06.450
17	46.628	+0.798	17:59:53.078
18	48.165	+2.335	18:00:41.243
19	47.877	+2.047	18:01:29.120
20	46.294	+0.464	18:02:15.414
21	45.830		18:03:01.244

Lap	Lap Tm	Diff	Time of Day
(21) JULIAN DAVID GIRAL MARCEN			
1	48.641	+3.395	17:47:30.518
2	48.803	+3.557	17:48:19.321
3	46.874	+1.628	17:49:06.195
4	47.286	+2.040	17:49:53.481
5	46.883	+1.637	17:50:40.364
6	46.780	+1.534	17:51:27.144
7	46.737	+1.491	17:52:13.881
8	47.383	+2.137	17:53:01.264
9	47.968	+2.722	17:53:49.232
10	47.804	+2.558	17:54:37.036
11	45.641	+0.395	17:55:22.677
12	45.246		17:56:07.923
13	46.312	+1.066	17:56:54.235
14	46.224	+0.978	17:57:40.459
15	46.098	+0.852	17:58:26.557
16	48.125	+2.879	17:59:14.682
17	45.445	+0.199	18:00:00.127
18	47.007	+1.761	18:00:47.134
19	47.381	+2.135	18:01:34.515
20	46.892	+1.646	18:02:21.407
21	48.286	+3.040	18:03:09.693

Lap	Lap Tm	Diff	Time of Day
(9) CARLOS ORIA ANDRES			
1	48.064	+1.153	17:47:29.249
2	47.708	+0.797	17:48:16.957
3	48.020	+1.109	17:49:04.977
4	47.156	+0.245	17:49:52.133
5	47.500	+0.589	17:50:39.633
6	49.060	+2.149	17:51:28.693
7	46.911		17:52:15.604



Ontinar, Camp. Aragón QuadX

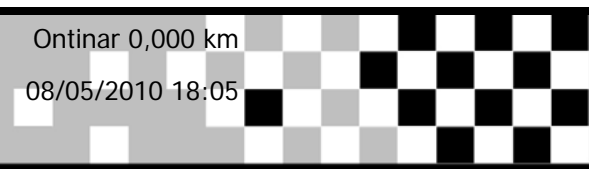
Qx Series / Q2 / Q1

Ontinar 0,000 km

Segunda Manga

08/05/2010 18:05

Carrera (15:00 y 2 Vueltas) iniciado a 17:46:15



Lap	Lap Tm	Diff	Time of Day
8	47.373	+0.462	17:53:02.977
9	48.244	+1.333	17:53:51.221
10	48.183	+1.272	17:54:39.404
11	48.822	+1.911	17:55:28.226
12	46.967	+0.056	17:56:15.193
13	48.076	+1.165	17:57:03.269
14	47.368	+0.457	17:57:50.637
15	49.553	+2.642	17:58:40.190
16	48.103	+1.192	17:59:28.293
17	48.061	+1.150	18:00:16.354
18	47.191	+0.280	18:01:03.545
19	47.472	+0.561	18:01:51.017
20	47.393	+0.482	18:02:38.410
21	47.512	+0.601	18:03:25.922

Lap	Lap Tm	Diff	Time of Day
7	1:01.108	+8.179	17:53:11.615
8	52.929		17:54:04.544
9	53.337	+0.408	17:54:57.881
10	59.380	+6.451	17:55:57.261
11	56.063	+3.134	17:56:53.324
12	54.655	+1.726	17:57:47.979
13	57.338	+4.409	17:58:45.317
14	56.944	+4.015	17:59:42.261
15	56.308	+3.379	18:00:38.569
16	58.938	+6.009	18:01:37.507
17	53.432	+0.503	18:02:30.939
18	57.842	+4.913	18:03:28.781

Lap	Lap Tm	Diff	Time of Day
-----	--------	------	-------------

(7) PEDRO LAMBEA ANSO

1	45.784	+0.941	17:47:23.684
2	45.085	+0.242	17:48:08.769
3	44.843		17:48:53.612
4	45.840	+0.997	17:49:39.452
5	46.054	+1.211	17:50:25.506
6	46.115	+1.272	17:51:11.621
7	46.162	+1.319	17:51:57.783
8	1:36.547	+51.704	17:53:34.330
9	47.124	+2.281	17:54:21.454
10	46.378	+1.535	17:55:07.832
11	46.284	+1.441	17:55:54.116
12	45.955	+1.112	17:56:40.071
13	45.465	+0.622	17:57:25.536
14	49.354	+4.511	17:58:14.890
15	48.203	+3.360	17:59:03.093
16	52.644	+7.801	17:59:55.737
17	46.512	+1.669	18:00:42.249
18	47.831	+2.988	18:01:30.080
19	46.126	+1.283	18:02:16.206
20	46.207	+1.364	18:03:02.413

(18) MARIO ESCUER LAPIEDRA

1	47.936	+1.178	17:47:28.345
2	47.819	+1.061	17:48:16.164
3	47.827	+1.069	17:49:03.991
4	46.758		17:49:50.749
5	46.825	+0.067	17:50:37.574
6	47.042	+0.284	17:51:24.616
7	48.627	+1.869	17:52:13.243
8	47.521	+0.763	17:53:00.764
9	47.715	+0.957	17:53:48.479
10	50.055	+3.297	17:54:38.534
11	47.880	+1.122	17:55:26.414
12	48.202	+1.444	17:56:14.616
13	1:09.986	+23.228	17:57:24.602
14	49.058	+2.300	17:58:13.660
15	49.000	+2.242	17:59:02.660
16	48.472	+1.714	17:59:51.132
17	49.652	+2.894	18:00:40.784
18	50.837	+4.079	18:01:31.621
19	48.459	+1.701	18:02:20.080
20	48.794	+2.036	18:03:08.874

(2) GREGORIO GASCA CASTILLO

1	53.196	+0.267	17:47:36.810
2	53.203	+0.274	17:48:30.013
3	53.607	+0.678	17:49:23.620
4	54.697	+1.768	17:50:18.317
5	57.387	+4.458	17:51:15.704
6	54.803	+1.874	17:52:10.507

Jefe de cronometraje

Director de Carrera

www-sport-adventure.net

Orbits





Ontinar, Camp. Aragón QuadX

Clasificado por vueltas

Qx Iniciación

Ontinar 0,000 km

Segunda Manga

08/05/2010 18:30

Carrera (10:00 y 1 Vueltas) iniciado a 18:07:48

Pos.	N°	Nombre	Vlt.	Dif. 1°	Total T°	Mejor Tm	Club	Marca
1	28	LORENZO AARON ALFARO VARGAS	13		11:11.691	47.582	Mc. Ontinar	YAMAHA
2	44	RAUL MARTIN CHARLES	13	24.290	11:35.981	48.750	A.D. Aragon Sport	
3	8	JULIAN GIRAL ROMERO	12	1 Vuelta	11:34.389	53.209	Mc. Ontinar	HONDA

Margin of Victory	Avg. Speed	Best Lap Tm	Best Spd	Best Lap by
24.290	-	47.582	-	28 - LORENZO AARON ALFARO \

Jefe de cronometraje

Orbits

Director de Carrera

www-sport-adventure.net



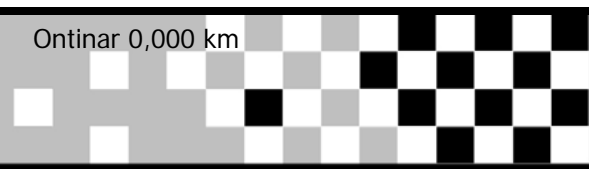


Ontinar, Camp. Aragón QuadX

Qx Series / Q2 / Q1

Ontinar 0,000 km

Final Q1 / Q2 / QSeries



Pos.	Nº	Nombre	Total puntos	1ªM	2ªM	Marca	Club
Q-Series							
1	34	PASQUAL LORENTE FERNANDEZ	47	22	25	SUZUKI	Mc. Ontinar
2	77	ADRIAN GARCIA GONZALEZ	47	25	22	YAMAHA	
3	69	KEVIN SOLBAS CACILIA	38	18	20	VLS	
4	18	MARIO ESCUER LAPIEDRA	38	20	18	KTM	
Q1							
1	82	ALBERT RODRIGUEZ FERNANDEZ	50	25	25	YAMAHA	
2	55	ADRIAN BAQUEDANO SERRANO	44	22	22	YAMAHA	Mc. Ontinar
3	76	JUAN CARLOS GIRAL MIGUEL	38	18	20	SUZUKI	Mc. Ontinar
4	8	FRANCISCO PALACIN MURILLO	38	20	18	HONDA	Mc. Monegros
5	7	PEDRO LAMBEA ANSO	16	0	16	HONDA	Tauste Mc.
Q2							
1	21	JULIAN DAVID GIRAL MARCEN	50	25	25	HONDA	Mc. Ontinar
2	9	CARLOS ORIA ANDRES	44	22	22	GAS-GAS	Mc. Ontinar
3	2	GREGORIO GASCA CASTILLO	40	20	20	YAMAHA	Pm. Oscense



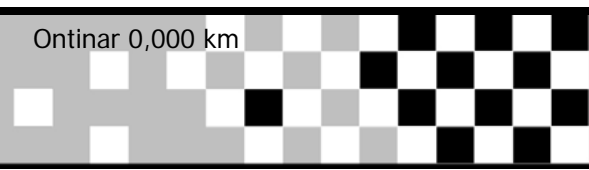


Ontinar, Camp. Aragón QuadX

Qx Iniciación

Ontinar 0,000 km

Final Q Iniciación



Pos.	Nº	Nombre	Total puntos	1ªM	2ªM	Marca	Club
1	28	LORENZO AARON ALFARO VARGAS	50	25	25	YAMAHA	Mc. Ontinar
2	44	RAUL MARTIN CHARLES	44	22	22		A.D. Aragon Sport
3	8	JULIAN GIRAL ROMERO	40	20	20	HONDA	Mc. Ontinar