



Calanda, Campeonato de Aragón MX

Clasificado por mejor tiempo de vuelta

MX 1/Veteranos

Calanda 1,500 km

Entrenos Oficiales

11/04/2010 09:30

Clasificación (15:00 Tiempo) iniciado a 10:03:08

Pos.	N°	Nombre	Mejor Tm	Dif. resp. 1°	En Vuelta	Marca	Club
1	99	ANDRES BERNADAUS VILLANUA	1:55.327		5	HONDA	C.M. Epila
2	74	JUAN CARLOS REY ALLUE	1:56.601	1.274	7	HONDA	Sinesponsor Racing
3	1	RAUL TELLO SALAS	1:57.530	2.203	3	KAWASAKI	Esc. R.T.S.
4	14	HECTOR GABRIEL BAZAN	2:01.344	6.017	3	SUZUKI	Mc. Cerro Blanco
5	26	RAMON MAZA HURTADO	2:02.303	6.976	3	HONDA	Mc. Monegros
6	79	IVAN SEGURA SABADO	2:05.659	10.332	4	HONDA	C.M. Alcañiz
7	20	ALEJANDRO MUÑOZ ROIG	2:06.151	10.824	4	HONDA	Correcaminos Mc.
8	7	CESAR FERNANDEZ GARCIA	2:07.360	12.033	3	SIN MARCA	Sinesponsor Racing
9	4	ANTONIO PEREZ CUEN	2:07.490	12.163	4	HONDA	Esc. R.T.S.
10	76	JOSE CARLOS FACI TITOS	2:07.525	12.198	6	KAWASAKI	Mc. Kamoto
11	88	JAVIER ROYO MILAGRO	2:08.002	12.675	5	SUZUKI	
12	63	JUAN C. UTERGA MARTINEZ	2:09.961	14.634	6	YAMAHA	Mc. Navarra
13	66	FRANCISCO ROYO MILAGRO	2:10.102	14.775	3	SUZUKI	
14	222	JESUS HERRERO CATALAN	2:10.267	14.940	2	YAMAHA	C.M. Alcañiz
15	55	MARCOS DOMINGO PEREZ	2:11.033	15.706	4	SUZUKI	Mc. Zuera
16	48	OCTAVIO JOSE MATEO PEREZ	2:15.138	19.811	4	YAMAHA	Mc. Calatayud
17	11	MIGUEL A. ABELLAN MARTINEZ	2:15.255	19.928	6	KAWASAKI	Sinesponsor Racing
18	47	ALEJANDRO GIMENEZ ASCASO	2:17.767	22.440	5	HONDA	Correcaminos Mc.
19	2	ROBERTO C. SEMACARITT ANAYA	2:19.812	24.485	5	YAMAHA	Mc Amposta
20	25	JUAN CARLOS LLUCH LIARTE	2:19.918	24.591	3	KAWASAKI	Mc. Zuera
21	188	JOSEP RAÜL TORTA RIBAS	2:22.241	26.914	4	SUZUKI	Mc Amposta
22	81	LUIS CASADO GARCIA	2:23.057	27.730	3	KAWASAKI	A.D.M. La Almunia
23	73	CRISTIAN LUIS ABAL	2:25.466	30.139	5	SIN MARCA	Pm. Oscense
24	153	ANTONIO LAZARO MAROTO	2:25.473	30.146	5	KAWASAKI	Mc. Calatayud
25	8	DANIEL LLORENTE BUENO	2:29.376	34.049	1	PUCH	Mc. Calatayud
26	111	IVAN SANCHEZ FRANCO	2:29.388	34.061	4	KAWASAKI	Mc. Calatayud
27	54	JOSE RAFAEL CORTELL DEBUENO	2:34.392	39.065	3	KAWASAKI	Mc. Zuera

Jefe de cronometraje

Director de Carrera

www.sport-adventure.net

Impresos: 11/04/2010 10:22:15





Calanda, Campeonato de Aragón MX

MX 1/Veteranos

Calanda 1,500 km

Entrenos Oficiales

11/04/2010 09:30

Clasificación (15:00 Tiempo) iniciado a 10:03:08

Lap	Lap Tm	Diff	Time of Day
(99) ANDRES BERNADAUS VILLANUA			
1	2:05.137	+9.810	10:08:57.802
2	2:17.941	+22.614	10:11:15.743
3	2:04.541	+9.214	10:13:20.284
4	1:56.198	+0.871	10:15:16.482
5	1:55.327		10:17:11.809

Lap	Lap Tm	Diff	Time of Day
(74) JUAN CARLOS REY ALLUE			
1	2:04.795	+8.194	10:07:32.553
2	2:03.090	+6.489	10:09:35.643
3	1:59.464	+2.863	10:11:35.107
4	2:12.465	+15.864	10:13:47.572
5	2:02.107	+5.506	10:15:49.679
6	2:04.981	+8.380	10:17:54.660
7	1:56.601		10:19:51.261

Lap	Lap Tm	Diff	Time of Day
(1) RAUL TELLO SALAS			
1	2:06.673	+9.143	10:08:32.175
2	2:00.134	+2.604	10:10:32.309
3	1:57.530		10:12:29.839
4	1:59.986	+2.456	10:14:29.825
5	2:07.417	+9.887	10:16:37.242
6	2:32.384	+34.854	10:19:09.626

Lap	Lap Tm	Diff	Time of Day
(14) HECTOR GABRIEL BAZAN			
1	2:14.196	+12.852	10:08:21.411
2	2:04.984	+3.640	10:10:26.395
3	2:01.344		10:12:27.739
4	2:02.573	+1.229	10:14:30.312
5	2:02.282	+0.938	10:16:32.594
6	2:07.693	+6.349	10:18:40.287

Lap	Lap Tm	Diff	Time of Day
(26) RAMON MAZA HURTADO			
1	2:05.515	+3.212	10:07:35.655
2	2:02.407	+0.104	10:09:38.062
3	2:02.303		10:11:40.365
4	2:24.893	+22.590	10:14:05.258
5	2:58.522	+56.219	10:17:03.780

Lap	Lap Tm	Diff	Time of Day
(79) IVAN SEGURA SABADO			
1	2:10.841	+5.182	10:07:48.593
2	2:07.283	+1.624	10:09:55.876
3	2:12.693	+7.034	10:12:08.569
4	2:05.659		10:14:14.228

Lap	Lap Tm	Diff	Time of Day
(20) ALEJANDRO MUÑOZ ROIG			
1	2:15.843	+9.692	10:09:02.044
2	2:10.111	+3.960	10:11:12.155
3	2:46.046	+39.895	10:13:58.201
4	2:06.151		10:16:04.352
5	2:07.297	+1.146	10:18:11.649

Lap	Lap Tm	Diff	Time of Day
(7) CESAR FERNANDEZ GARCIA			
1	2:14.414	+7.054	10:08:39.502
2	2:11.607	+4.247	10:10:51.109
3	2:07.360		10:12:58.469

Lap	Lap Tm	Diff	Time of Day
(4) ANTONIO PEREZ CUEN			
1	2:07.543	+0.053	10:07:54.940
2	2:18.874	+11.384	10:10:13.814
3	2:07.991	+0.501	10:12:21.805
4	2:07.490		10:14:29.295

Lap	Lap Tm	Diff	Time of Day
(76) JOSE CARLOS FACI TITOS			
1	2:11.871	+4.346	10:07:51.346

Lap	Lap Tm	Diff	Time of Day
2	2:11.895	+4.370	10:10:03.241
3	2:09.501	+1.976	10:12:12.742
4	2:08.907	+1.382	10:14:21.649
5	2:10.518	+2.993	10:16:32.167
6	2:07.525		10:18:39.692

Lap	Lap Tm	Diff	Time of Day
(88) JAVIER ROYO MILAGRO			
1	2:11.549	+3.547	10:09:05.781
2	2:14.661	+6.659	10:11:20.442
3	2:10.478	+2.476	10:13:30.920
4	2:31.972	+23.970	10:16:02.892
5	2:08.002		10:18:10.894
6	2:32.877	+24.875	10:20:43.771

Lap	Lap Tm	Diff	Time of Day
(63) JUAN C. UTERGA MARTINEZ			
1	2:15.092	+5.131	10:08:49.557
2	2:14.706	+4.745	10:11:04.263
3	2:18.777	+8.816	10:13:23.040
4	2:12.549	+2.588	10:15:35.589
5	2:28.136	+18.175	10:18:03.725
6	2:09.961		10:20:13.686

Lap	Lap Tm	Diff	Time of Day
(66) FRANCISCO ROYO MILAGRO			
1	2:14.474	+4.372	10:09:03.766
2	2:13.920	+3.818	10:11:17.686
3	2:10.102		10:13:27.788
4	2:12.681	+2.579	10:15:40.469
5	2:38.539	+28.437	10:18:19.008

Lap	Lap Tm	Diff	Time of Day
(222) JESUS HERRERO CATALAN			
1	2:11.646	+1.379	10:08:38.299
2	2:10.267		10:10:48.566
3	2:28.281	+18.014	10:13:16.847
4	3:43.530	+1:33.263	10:17:00.377

Lap	Lap Tm	Diff	Time of Day
(55) MARCOS DOMINGO PEREZ			
1	2:58.177	+47.144	10:08:38.532
2	3:12.507	+1:01.474	10:11:51.039
3	2:13.386	+2.353	10:14:04.425
4	2:11.033		10:16:15.458
5	2:35.332	+24.299	10:18:50.790

Lap	Lap Tm	Diff	Time of Day
(48) OCTAVIO JOSE MATEO PEREZ			
1	2:15.151	+0.013	10:08:47.458
2	2:15.262	+0.124	10:11:02.720
3	2:19.077	+3.939	10:13:21.797
4	2:15.138		10:15:36.935
5	2:19.448	+4.310	10:17:56.383

Lap	Lap Tm	Diff	Time of Day
(11) MIGUEL A. ABELLAN MARTINEZ			
1	2:31.821	+16.566	10:08:37.941
2	2:25.988	+10.733	10:11:03.929
3	2:23.415	+8.160	10:13:27.344
4	2:18.783	+3.528	10:15:46.127
5	2:18.925	+3.670	10:18:05.052
6	2:15.255		10:20:20.307

Lap	Lap Tm	Diff	Time of Day
(47) ALEJANDRO GIMENEZ ASCASO			
1	2:24.967	+7.200	10:08:28.636
2	2:24.242	+6.475	10:10:52.878
3	2:20.874	+3.107	10:13:13.752
4	2:20.946	+3.179	10:15:34.698
5	2:17.767		10:17:52.465
6	2:24.346	+6.579	10:20:16.811

Lap	Lap Tm	Diff	Time of Day
(2) ROBERTO C. SEMACARITT ANAYA			

Lap	Lap Tm	Diff	Time of Day
1	2:27.336	+7.524	10:08:36.732
2	2:25.795	+5.983	10:11:02.527
3	2:27.712	+7.900	10:13:30.239
4	2:23.273	+3.461	10:15:53.512
5	2:19.812		10:18:13.324

Lap	Lap Tm	Diff	Time of Day
(25) JUAN CARLOS LLUCH LIARTE			
1	2:22.069	+2.151	10:08:26.915
2	2:20.752	+0.834	10:10:47.667
3	2:19.918		10:13:07.585
4	2:27.365	+7.447	10:15:34.950
5	2:25.184	+5.266	10:18:00.134
6	2:28.258	+8.340	10:20:28.392

Lap	Lap Tm	Diff	Time of Day
(188) JOSEP RAÜL TORTA RIBAS			
1	2:40.835	+18.594	10:09:00.756
2	2:29.570	+7.329	10:11:30.326
3	2:29.857	+7.616	10:14:00.183
4	2:22.241		10:16:22.424
5	2:23.631	+1.390	10:18:46.055

Lap	Lap Tm	Diff	Time of Day
(81) LUIS CASADO GARCIA			
1	2:27.272	+4.215	10:08:23.964
2	2:33.313	+10.256	10:10:57.277
3	2:23.057		10:13:20.334
4	2:32.509	+9.452	10:15:52.843
5	2:45.380	+22.323	10:18:38.223

Lap	Lap Tm	Diff	Time of Day
(73) CRISTIAN LUIS ABAL			
1	2:28.551	+3.085	10:09:30.576
2	2:31.137	+5.671	10:12:01.713
3	2:30.623	+5.157	10:14:32.336
4	2:29.118	+3.652	10:17:01.454
5	2:25.466		10:19:26.920

Lap	Lap Tm	Diff	Time of Day
(153) ANTONIO LAZARO MAROTO			
1	2:29.631	+4.158	10:08:32.315
2	2:29.090	+3.617	10:11:01.405
3	2:27.572	+2.099	10:13:28.977
4	2:28.640	+3.167	10:15:57.617
5	2:25.473		10:18:23.090

Lap	Lap Tm	Diff	Time of Day
(8) DANIEL LLORENTE BUENO			
1	2:29.376		10:08:30.008

Lap	Lap Tm	Diff	Time of Day
(111) IVAN SANCHEZ FRANCO			
1	2:34.541	+5.153	10:08:55.171
2	2:33.499	+4.111	10:11:28.670
3	2:30.185	+0.797	10:13:58.855
4	2:29.388		10:16:28.243
5	2:29.400	+0.012	10:18:57.643

Lap	Lap Tm	Diff	Time of Day
(54) JOSE RAFAEL CORTELL DEBUENO			
1	2:35.430	+1.038	10:08:59.191
2	2:34.888	+0.496	10:11:34.079
3	2:34.392		10:14:08.471
4	2:36.704	+2.312	10:16:45.175



Calanda, Campeonato de Aragón MX

Clasificado por vueltas

MX 1/Veteranos

Calanda 1,500 km

Primera Manga

11/04/2010 10:55

Carrera (15:00 y 2 Vueltas) iniciado a 11:16:11

Pos.	N°	Nombre	Vlt.	Dif. 1°	Total T°	Mejor Tm	Club	Marca
MX-1								
1	99	ANDRES BERNADAUS VILLANUA	10		19:19.600	1:53.264	C.M. Epila	HONDA
2	1	RAUL TELLO SALAS	10	11.930	19:31.530	1:53.902	Esc. R.T.S.	KAWASAKI
3	74	JUAN CARLOS REY ALLUE	10	27.825	19:47.425	1:55.534	Sinesponsor Racing	HONDA
4	26	RAMON MAZA HURTADO	10	1:28.606	20:48.206	2:00.839	Mc. Monegros	HONDA
5	79	IVAN SEGURA SABADO	10	1:35.836	20:55.436	2:02.171	C.M. Alcañiz	HONDA
6	76	JOSE CARLOS FACI TITOS	9	1 Vuelta	20:09.149	2:05.413	Mc. Kamoto	KAWASAKI
7	55	MARCOS DOMINGO PEREZ	9	1 Vuelta	20:10.124	2:10.224	Mc. Zuera	SUZUKI
8	14	HECTOR GABRIEL BAZAN	9	1 Vuelta	20:11.853	2:03.275	Mc. Cerro Blanco	SUZUKI
9	81	LUIS CASADO GARCIA	9	1 Vuelta	21:04.028	2:14.561	A.D.M. La Almunia	KAWASAKI
10	2	ROBERTO C. SEMACARITT ANAYA	9	1 Vuelta	21:33.334	2:14.340	Mc Amposta	YAMAHA
11	8	DANIEL LLORENTE BUENO	8	2 Vueltas	19:55.521	2:21.412	Mc. Calatayud	PUCH
12	153	ANTONIO LAZARO MAROTO	8	2 Vueltas	20:15.352	2:21.323	Mc. Calatayud	KAWASAKI

No clasificado (75% = 8 Vueltas)

NT	7	CESAR FERNANDEZ GARCIA	5	NT	10:30.700	2:01.373	Sinesponsor Racing	SIN MARCA
NT	188	JOSEP RAÛL TORTA RIBAS	4	NT	9:29.307	2:11.394	Mc Amposta	SUZUKI
NT	20	ALEJANDRO MUÑOZ ROIG	3	NT	10:24.215	2:03.115	Correcaminos Mc.	HONDA
NT	111	IVAN SANCHEZ FRANCO		NT			Mc. Calatayud	KAWASAKI

Veteranos

1	4	ANTONIO PEREZ CUEN	10		20:42.117	2:00.603	Esc. R.T.S.	HONDA
2	88	JAVIER ROYO MILAGRO	10	26.368	21:08.485	2:02.894		SUZUKI
3	66	FRANCISCO ROYO MILAGRO	9	1 Vuelta	19:21.222	2:05.036		SUZUKI
4	222	JESUS HERRERO CATALAN	9	1 Vuelta	19:28.248	2:05.293	C.M. Alcañiz	YAMAHA
5	25	JUAN CARLOS LLUCH LIARTE	9	1 Vuelta	19:35.180	2:07.282	Mc. Zuera	KAWASAKI
6	63	JUAN C. UTERGA MARTINEZ	9	1 Vuelta	19:53.918	2:09.032	Mc. Navarra	YAMAHA
7	11	MIGUEL A. ABELLAN MARTINEZ	9	1 Vuelta	20:21.446	2:12.794	Sinesponsor Racing	KAWASAKI
8	48	OCTAVIO JOSE MATEO PEREZ	9	1 Vuelta	20:22.810	2:10.723	Mc. Calatayud	YAMAHA
9	47	ALEJANDRO GIMENEZ ASCASO	9	1 Vuelta	20:51.203	2:14.121	Correcaminos Mc.	HONDA
10	73	CRISTIAN LUIS ABAL	9	1 Vuelta	21:35.569	2:16.243	Pm. Oscense	SIN MARCA
11	54	JOSE RAFAEL CORTELL DEBUENO	9	1 Vuelta	21:40.226	2:19.580	Mc. Zuera	KAWASAKI

Margin of Victory	Avg. Speed	Best Lap Tm	Best Spd	Best Lap by
11.930	46,568	1:53.264	47,676	99 - ANDRES BERNADAUS VILLA

Jefe de cronometraje

Orbits

Director de Carrera

www.sport-adventure.net

Impresos: 11/04/2010 11:40:06





Calanda, Campeonato de Aragón MX

MX 1/Veteranos

Calanda 1,500 km

Primera Manga

11/04/2010 10:55

Carrera (15:00 y 2 Vueltas) iniciado a 11:16:11

Lap	Lap Tm	Diff	Time of Day
(99) ANDRES BERNADAUS VILLANUA			
1			11:18:13.982
2	1:53.264		11:20:07.246
3	1:54.652	+1.388	11:22:01.898
4	1:54.275	+1.011	11:23:56.173
5	1:54.221	+0.957	11:25:50.394
6	1:55.917	+2.653	11:27:46.311
7	1:54.158	+0.894	11:29:40.469
8	1:54.929	+1.665	11:31:35.398
9	1:58.604	+5.340	11:33:34.002
10	1:57.459	+4.195	11:35:31.461

Lap	Lap Tm	Diff	Time of Day
(1) RAUL TELLO SALAS			
1			11:18:10.843
2	1:54.697	+0.795	11:20:05.540
3	1:55.307	+1.405	11:22:00.847
4	1:54.384	+0.482	11:23:55.231
5	1:53.902		11:25:49.133
6	2:00.645	+6.743	11:27:49.778
7	1:55.187	+1.285	11:29:44.965
8	1:57.309	+3.407	11:31:42.274
9	1:59.067	+5.165	11:33:41.341
10	2:02.050	+8.148	11:35:43.391

Lap	Lap Tm	Diff	Time of Day
(74) JUAN CARLOS REY ALLUE			
1			11:18:13.106
2	1:55.946	+0.412	11:20:09.052
3	1:55.534		11:22:04.586
4	1:55.882	+0.348	11:24:00.468
5	1:58.089	+2.555	11:25:58.557
6	2:00.700	+5.166	11:27:59.257
7	1:58.062	+2.528	11:29:57.319
8	1:59.528	+3.994	11:31:56.847
9	2:01.030	+5.496	11:33:57.877
10	2:01.409	+5.875	11:35:59.286

Lap	Lap Tm	Diff	Time of Day
(4) ANTONIO PEREZ CUEN			
1			11:18:18.004
2	2:00.603		11:20:18.607
3	2:01.623	+1.020	11:22:20.230
4	2:02.042	+1.439	11:24:22.272
5	2:02.601	+1.998	11:26:24.873
6	2:03.335	+2.732	11:28:28.208
7	2:05.266	+4.663	11:30:33.474
8	2:06.025	+5.422	11:32:39.499
9	2:07.233	+6.630	11:34:46.732
10	2:07.246	+6.643	11:36:53.978

Lap	Lap Tm	Diff	Time of Day
(26) RAMON MAZA HURTADO			
1			11:18:19.215
2	2:17.707	+16.868	11:20:36.922
3	2:03.826	+2.987	11:22:40.748
4	2:01.010	+0.171	11:24:41.758
5	2:01.962	+1.123	11:26:43.720
6	2:03.193	+2.354	11:28:46.913
7	2:00.839		11:30:47.752
8	2:02.729	+1.890	11:32:50.481
9	2:03.479	+2.640	11:34:53.960
10	2:06.107	+5.268	11:37:00.067

Lap	Lap Tm	Diff	Time of Day
(79) IVAN SEGURA SABADO			
1			11:18:21.947
2	2:05.844	+3.673	11:20:27.791
3	2:02.171		11:22:29.962
4	2:03.270	+1.099	11:24:33.232

Lap	Lap Tm	Diff	Time of Day
5	2:02.853	+0.682	11:26:36.085
6	2:04.642	+2.471	11:28:40.727
7	2:03.447	+1.276	11:30:44.174
8	2:05.770	+3.599	11:32:49.944
9	2:07.756	+5.585	11:34:57.700
10	2:09.597	+7.426	11:37:07.297

Lap	Lap Tm	Diff	Time of Day
(88) JAVIER ROYO MILAGRO			
1			11:18:24.587
2	2:04.270	+1.376	11:20:28.857
3	2:02.894		11:22:31.751
4	2:03.906	+1.012	11:24:35.657
5	2:03.945	+1.051	11:26:39.602
6	2:05.358	+2.464	11:28:44.960
7	2:09.395	+6.501	11:30:54.355
8	2:07.954	+5.060	11:33:02.309
9	2:07.284	+4.390	11:35:09.593
10	2:10.753	+7.859	11:37:20.346

Lap	Lap Tm	Diff	Time of Day
(66) FRANCISCO ROYO MILAGRO			
1			11:18:31.068
2	2:05.036		11:20:36.104
3	2:07.756	+2.720	11:22:43.860
4	2:05.617	+0.581	11:24:49.477
5	2:08.930	+3.894	11:26:58.407
6	2:10.741	+5.705	11:29:09.148
7	2:07.065	+2.029	11:31:16.213
8	2:10.036	+5.000	11:33:26.249
9	2:06.834	+1.798	11:35:33.083

Lap	Lap Tm	Diff	Time of Day
(222) JESUS HERRERO CATALAN			
1			11:18:34.053
2	2:10.941	+5.648	11:20:44.994
3	2:09.710	+4.417	11:22:54.704
4	2:07.667	+2.374	11:25:02.371
5	2:07.722	+2.429	11:27:10.093
6	2:08.007	+2.714	11:29:18.100
7	2:05.293		11:31:23.393
8	2:07.646	+2.353	11:33:31.039
9	2:09.070	+3.777	11:35:40.109

Lap	Lap Tm	Diff	Time of Day
(25) JUAN CARLOS LLUCH LIARTE			
1			11:18:29.548
2	2:11.240	+3.958	11:20:40.788
3	2:08.484	+1.202	11:22:49.272
4	2:07.928	+0.646	11:24:57.200
5	2:09.981	+2.699	11:27:07.181
6	2:08.220	+0.938	11:29:15.401
7	2:07.282		11:31:22.683
8	2:11.868	+4.586	11:33:34.551
9	2:12.490	+5.208	11:35:47.041

Lap	Lap Tm	Diff	Time of Day
(63) JUAN C. UTERGA MARTINEZ			
1			11:18:35.247
2	2:11.265	+2.233	11:20:46.512
3	2:09.838	+0.806	11:22:56.350
4	2:09.973	+0.941	11:25:06.323
5	2:11.286	+2.254	11:27:17.609
6	2:09.032		11:29:26.641
7	2:10.482	+1.450	11:31:37.123
8	2:13.818	+4.786	11:33:50.941
9	2:14.838	+5.806	11:36:05.779

Lap	Lap Tm	Diff	Time of Day
(76) JOSE CARLOS FACI TITOS			
1			11:18:26.230
2	2:05.413		11:20:31.643

Lap	Lap Tm	Diff	Time of Day
3	2:06.871	+1.458	11:22:38.514
4	2:10.343	+4.930	11:24:48.857
5	2:33.695	+28.282	11:27:22.552
6	2:09.888	+4.475	11:29:32.440
7	2:22.222	+16.809	11:31:54.662
8	2:10.532	+5.119	11:34:05.194
9	2:15.816	+10.403	11:36:21.010

Lap	Lap Tm	Diff	Time of Day
(55) MARCOS DOMINGO PEREZ			
1			11:18:33.019
2	2:12.694	+2.470	11:20:45.713
3	2:11.070	+0.846	11:22:56.783
4	2:10.224		11:25:07.007
5	2:12.637	+2.413	11:27:19.644
6	2:14.676	+4.452	11:29:34.320
7	2:16.597	+6.373	11:31:50.917
8	2:17.561	+7.337	11:34:08.478
9	2:13.507	+3.283	11:36:21.985

Lap	Lap Tm	Diff	Time of Day
(14) HECTOR GABRIEL BAZAN			
1			11:18:20.142
2	2:04.724	+1.449	11:20:24.866
3	2:03.275		11:22:28.141
4	2:03.509	+0.234	11:24:31.650
5	3:29.613	+1:26.338	11:28:01.263
6	2:04.453	+1.178	11:30:05.716
7	2:04.619	+1.344	11:32:10.335
8	2:07.848	+4.573	11:34:18.183
9	2:05.531	+2.256	11:36:23.714

Lap	Lap Tm	Diff	Time of Day
(11) MIGUEL A. ABELLAN MARTINEZ			
1			11:18:37.380
2	2:15.812	+3.018	11:20:53.192
3	2:13.348	+0.554	11:23:06.540
4	2:13.378	+0.584	11:25:19.918
5	2:12.876	+0.082	11:27:32.794
6	2:16.673	+3.879	11:29:49.467
7	2:14.824	+2.030	11:32:04.291
8	2:16.222	+3.428	11:34:20.513
9	2:12.794		11:36:33.307

Lap	Lap Tm	Diff	Time of Day
(48) OCTAVIO JOSE MATEO PEREZ			
1			11:18:37.658
2	2:10.723		11:20:48.381
3	2:12.032	+1.309	11:23:00.413
4	2:10.993	+0.270	11:25:11.406
5	2:13.657	+2.934	11:27:25.063
6	2:17.669	+6.946	11:29:42.732
7	2:18.453	+7.730	11:32:01.185
8	2:14.893	+4.170	11:34:16.078
9	2:18.593	+7.870	11:36:34.671

Lap	Lap Tm	Diff	Time of Day
(47) ALEJANDRO GIMENEZ ASCASO			
1			11:18:46.772
2	2:14.341	+0.220	11:21:01.113
3	2:14.259	+0.138	11:23:15.372
4	2:14.121		11:25:29.493
5	2:16.132	+2.011	11:27:45.625
6	2:19.575	+5.454	11:30:05.200
7	2:19.836	+5.715	11:32:25.036
8	2:16.808	+2.687	11:34:41.844
9	2:21.220	+7.099	11:37:03.064

Lap	Lap Tm	Diff	Time of Day
(81) LUIS CASADO GARCIA			
1			11:18:48.795
2	2:22.356	+7.795	11:21:11.151

Jefe de cronometraje

Director de Carrera

www.sport-adventure.net

Impresos: 11/04/2010 12:10:41





Calanda, Campeonato de Aragón MX

MX 1/Veteranos

Calanda 1,500 km

Primera Manga

11/04/2010 10:55

Carrera (15:00 y 2 Vueltas) iniciado a 11:16:11

Lap	Lap Tm	Diff	Time of Day
3	2:15.636	+1.075	11:23:26.787
4	2:17.006	+2.445	11:25:43.793
5	2:21.785	+7.224	11:28:05.578
6	2:14.897	+0.336	11:30:20.475
7	2:14.561		11:32:35.036
8	2:24.388	+9.827	11:34:59.424
9	2:16.465	+1.904	11:37:15.889

(2) ROBERTO C. SEMACARITT ANAYA

1			11:19:07.416
2	2:17.310	+2.970	11:21:24.726
3	2:14.340		11:23:39.066
4	2:17.391	+3.051	11:25:56.457
5	2:20.523	+6.183	11:28:16.980
6	2:19.615	+5.275	11:30:36.595
7	2:20.145	+5.805	11:32:56.740
8	2:22.851	+8.511	11:35:19.591
9	2:25.604	+11.264	11:37:45.195

(73) CRISTIAN LUIS ABAL

1			11:18:42.783
2	2:22.184	+5.941	11:21:04.967
3	2:17.159	+0.916	11:23:22.126
4	2:16.243		11:25:38.369
5	2:42.729	+26.486	11:28:21.098
6	2:20.022	+3.779	11:30:41.120
7	2:24.679	+8.436	11:33:05.799
8	2:20.122	+3.879	11:35:25.921
9	2:21.509	+5.266	11:37:47.430

(54) JOSE RAFAEL CORTELL DEBUENO

1			11:18:41.986
2	2:21.230	+1.650	11:21:03.216
3	2:20.015	+0.435	11:23:23.231
4	2:19.580		11:25:42.811
5	2:35.722	+16.142	11:28:18.533
6	2:21.931	+2.351	11:30:40.464
7	2:24.265	+4.685	11:33:04.729
8	2:23.096	+3.516	11:35:27.825
9	2:24.262	+4.682	11:37:52.087

(8) DANIEL LLORENTE BUENO

1			11:18:47.834
2	2:21.412		11:21:09.246
3	2:29.331	+7.919	11:23:38.577
4	2:32.778	+11.366	11:26:11.355
5	2:27.767	+6.355	11:28:39.122
6	2:32.533	+11.121	11:31:11.655
7	2:28.493	+7.081	11:33:40.148
8	2:27.234	+5.822	11:36:07.382

(153) ANTONIO LAZARO MAROTO

1			11:18:49.886
2	2:47.030	+25.707	11:21:36.916
3	2:31.154	+9.831	11:24:08.070
4	2:23.497	+2.174	11:26:31.567
5	2:23.372	+2.049	11:28:54.939
6	2:21.323		11:31:16.262
7	2:24.702	+3.379	11:33:40.964
8	2:46.249	+24.926	11:36:27.213

(7) CESAR FERNANDEZ GARCIA

1			11:18:26.987
2	2:05.416	+4.043	11:20:32.403
3	2:07.012	+5.639	11:22:39.415
4	2:01.373		11:24:40.788


Lap	Lap Tm	Diff	Time of Day
5	2:01.773	+0.400	11:26:42.561

(188) JOSEP RAÜL TORTA RIBAS

1			11:18:58.032
2	2:11.394		11:21:09.426
3	2:14.292	+2.898	11:23:23.718
4	2:17.450	+6.056	11:25:41.168

(20) ALEJANDRO MUÑOZ ROIG

1			11:18:29.859
2	2:03.115		11:20:32.974
3	6:03.102	+3:59.987	11:26:36.076



Jefe de cronometraje

Director de Carrera

www.sport-adventure.net

Impresos: 11/04/2010 12:10:41



Orbite



Calanda, Campeonato de Aragón MX

Clasificado por vueltas

MX 1/Veteranos

Calanda 1,500 km

Segunda Manga

11/04/2010 12:35

Carrera (15:00 y 2 Vueltas) iniciado a 13:07:34

Pos.	Nº	Nombre	Vlt.	Dif. 1º	Total Tº	Mejor Tm	Club	Marca
MX-1								
1	99	ANDRES BERNADAUS VILLANUA	10		19:28.749	1:53.340	C.M. Epila	HONDA
2	1	RAUL TELLO SALAS	10	2.281	19:31.030	1:55.560	Esc. R.T.S.	KAWASAKI
3	74	JUAN CARLOS REY ALLUE	10	47.271	20:16.020	1:57.956	Sinesponsor Racing	HONDA
4	26	RAMON MAZA HURTADO	10	1:17.930	20:46.679	1:59.833	Mc. Monegros	HONDA
5	79	IVAN SEGURA SABADO	10	1:55.492	21:24.241	2:03.249	C.M. Alcañiz	HONDA
6	76	JOSE CARLOS FACI TITOS	9	1 Vuelta	19:51.716	2:07.305	Mc. Kamoto	KAWASAKI
7	55	MARCOS DOMINGO PEREZ	9	1 Vuelta	20:11.251	2:07.198	Mc. Zuera	SUZUKI
8	14	HECTOR GABRIEL BAZAN	9	1 Vuelta	20:14.262	2:06.147	Mc. Cerro Blanco	SUZUKI
9	2	ROBERTO C. SEMACARITT ANAYA	9	1 Vuelta	21:19.037	2:19.121	Mc Amposta	YAMAHA
10	81	LUIS CASADO GARCIA	9	1 Vuelta	21:38.978	2:17.574	A.D.M. La Almunia	KAWASAKI
11	153	ANTONIO LAZARO MAROTO	8	2 Vueltas	20:14.267	2:26.206	Mc. Calatayud	KAWASAKI
12	8	DANIEL LLORENTE BUENO	8	2 Vueltas	20:40.125	2:27.728	Mc. Calatayud	PUCH
13	111	IVAN SANCHEZ FRANCO	8	2 Vueltas	20:41.263	2:26.530	Mc. Calatayud	KAWASAKI

No clasificado (75% = 8 Vueltas)

NE	7	CESAR FERNANDEZ GARCIA		NE			Sinesponsor Racing	SIN MARCA
NE	20	ALEJANDRO MUÑOZ ROIG		NE			Correcaminos Mc.	HONDA
NE	188	JOSEP RAÜL TORTA RIBAS		NE			Mc Amposta	SUZUKI

Veteranos

1	4	ANTONIO PEREZ CUEN	10		21:01.412	2:01.009	Esc. R.T.S.	HONDA
2	88	JAVIER ROYO MILAGRO	10	18.595	21:20.007	2:04.106		SUZUKI
3	222	JESUS HERRERO CATALAN	10	31.144	21:32.556	2:06.281	C.M. Alcañiz	YAMAHA
4	66	FRANCISCO ROYO MILAGRO	10	32.219	21:33.631	2:06.312		SUZUKI
5	25	JUAN CARLOS LLUCH LIARTE	9	1 Vuelta	19:55.510	2:08.066	Mc. Zuera	KAWASAKI
6	63	JUAN C. UTERGA MARTINEZ	9	1 Vuelta	19:59.036	2:09.127	Mc. Navarra	YAMAHA
7	47	ALEJANDRO GIMENEZ ASCASO	9	1 Vuelta	20:51.109	2:12.687	Correcaminos Mc.	HONDA
8	48	OCTAVIO JOSE MATEO PEREZ	9	1 Vuelta	20:57.441	2:08.072	Mc. Calatayud	YAMAHA
9	54	JOSE RAFAEL CORTELL DEBUENO	9	1 Vuelta	21:53.751	2:18.579	Mc. Zuera	KAWASAKI
10	73	CRISTIAN LUIS ABAL	8	2 Vueltas	20:21.208	2:18.940	Pm. Oscense	SIN MARCA

No clasificado (75% = 8 Vueltas)

NT	11	MIGUEL A. ABELLAN MARTINEZ		NT			Sinesponsor Racing	KAWASAKI
----	----	----------------------------	--	----	--	--	--------------------	----------

Margin of Victory	Avg. Speed	Best Lap Tm	Best Spd	Best Lap by
2.281	46,203	1:53.340	47,644	99 - ANDRES BERNADAUS VILLA

Jefe de cronometraje

Orbits

Director de Carrera

www.sport-adventure.net

Impresos: 11/04/2010 13:32:39





Calanda, Campeonato de Aragón MX

MX 1/Veteranos

Calanda 1,500 km

Segunda Manga

11/04/2010 12:35

Carrera (15:00 y 2 Vueltas) iniciado a 13:07:34

Lap	Lap Tm	Diff	Time of Day
(99) ANDRES BERNADAUS VILLANUA			
1			13:12:02.819
2	1:55.593	+2.253	13:13:58.412
3	1:54.164	+0.824	13:15:52.576
4	1:53.340		13:17:45.916
5	1:55.151	+1.811	13:19:41.067
6	1:54.980	+1.640	13:21:36.047
7	1:53.866	+0.526	13:23:29.913
8	1:55.430	+2.090	13:25:25.343
9	1:58.764	+5.424	13:27:24.107
10	1:59.001	+5.661	13:29:23.108

Lap	Lap Tm	Diff	Time of Day
(1) RAUL TELLO SALAS			
1			13:11:55.520
2	1:55.560		13:13:51.080
3	1:56.400	+0.840	13:15:47.480
4	1:56.040	+0.480	13:17:43.520
5	1:56.372	+0.812	13:19:39.892
6	1:56.969	+1.409	13:21:36.861
7	1:56.412	+0.852	13:23:33.273
8	1:56.622	+1.062	13:25:29.895
9	1:58.307	+2.747	13:27:28.202
10	1:57.187	+1.627	13:29:25.389

Lap	Lap Tm	Diff	Time of Day
(74) JUAN CARLOS REY ALLUE			
1			13:12:02.411
2	2:00.351	+2.395	13:14:02.762
3	1:58.751	+0.795	13:16:01.513
4	1:57.956		13:17:59.469
5	2:00.618	+2.662	13:20:00.087
6	2:01.086	+3.130	13:22:01.173
7	2:02.067	+4.111	13:24:03.240
8	2:00.899	+2.943	13:26:04.139
9	2:00.783	+2.827	13:28:04.922
10	2:05.457	+7.501	13:30:10.379

Lap	Lap Tm	Diff	Time of Day
(26) RAMON MAZA HURTADO			
1			13:12:05.278
2	1:59.833		13:14:05.111
3	2:00.979	+1.146	13:16:06.090
4	2:01.040	+1.207	13:18:07.130
5	2:03.359	+3.526	13:20:10.489
6	2:03.423	+3.590	13:22:13.912
7	2:05.645	+5.812	13:24:19.557
8	2:05.268	+5.435	13:26:24.825
9	2:04.345	+4.512	13:28:29.170
10	2:11.868	+12.035	13:30:41.038

Lap	Lap Tm	Diff	Time of Day
(4) ANTONIO PEREZ CUEN			
1			13:12:01.924
2	2:02.402	+1.393	13:14:04.326
3	2:01.009		13:16:05.335
4	2:06.126	+5.117	13:18:11.461
5	2:05.687	+4.678	13:20:17.148
6	2:05.421	+4.412	13:22:22.569
7	2:10.904	+9.895	13:24:33.473
8	2:05.421	+4.412	13:26:38.894
9	2:08.809	+7.800	13:28:47.703
10	2:08.068	+7.059	13:30:55.771

Lap	Lap Tm	Diff	Time of Day
(88) JAVIER ROYO MILAGRO			
1			13:12:13.371
2	2:05.647	+1.541	13:14:19.018
3	2:04.106		13:16:23.124
4	2:07.059	+2.953	13:18:30.183

Lap	Lap Tm	Diff	Time of Day
5	2:06.575	+2.469	13:20:36.758
6	2:07.142	+3.036	13:22:43.900
7	2:06.101	+1.995	13:24:50.001
8	2:06.502	+2.396	13:26:56.503
9	2:07.140	+3.034	13:29:03.643
10	2:10.723	+6.617	13:31:14.366

Lap	Lap Tm	Diff	Time of Day
(79) IVAN SEGURA SABADO			
1			13:12:16.265
2	2:06.787	+3.538	13:14:23.052
3	2:04.941	+1.692	13:16:27.993
4	2:06.734	+3.485	13:18:34.727
5	2:03.249		13:20:37.976
6	2:07.788	+4.539	13:22:45.764
7	2:08.142	+4.893	13:24:53.906
8	2:07.393	+4.144	13:27:01.299
9	2:08.203	+4.954	13:29:09.502
10	2:09.098	+5.849	13:31:18.600

Lap	Lap Tm	Diff	Time of Day
(222) JESUS HERRERO CATALAN			
1			13:12:18.268
2	2:07.239	+0.958	13:14:25.507
3	2:08.460	+2.179	13:16:33.967
4	2:08.455	+2.174	13:18:42.422
5	2:06.968	+0.687	13:20:49.390
6	2:07.064	+0.783	13:22:56.454
7	2:10.046	+3.765	13:25:06.500
8	2:06.281		13:27:12.781
9	2:07.319	+1.038	13:29:20.100
10	2:06.815	+0.534	13:31:26.915

Lap	Lap Tm	Diff	Time of Day
(66) FRANCISCO ROYO MILAGRO			
1			13:12:15.136
2	2:08.817	+2.505	13:14:23.953
3	2:08.854	+2.542	13:16:32.807
4	2:10.239	+3.927	13:18:43.046
5	2:06.822	+0.510	13:20:49.868
6	2:07.294	+0.982	13:22:57.162
7	2:09.695	+3.383	13:25:06.857
8	2:06.312		13:27:13.169
9	2:07.826	+1.514	13:29:20.995
10	2:06.995	+0.683	13:31:27.990

Lap	Lap Tm	Diff	Time of Day
(76) JOSE CARLOS FACI TITOS			
1			13:12:11.140
2	2:07.305		13:14:18.445
3	2:08.681	+1.376	13:16:27.126
4	2:11.593	+4.288	13:18:38.719
5	2:08.870	+1.565	13:20:47.589
6	2:25.146	+17.841	13:23:12.735
7	2:10.568	+3.263	13:25:23.303
8	2:11.258	+3.953	13:27:34.561
9	2:11.514	+4.209	13:29:46.075

Lap	Lap Tm	Diff	Time of Day
(25) JUAN CARLOS LLUCH LIARTE			
1			13:12:14.454
2	2:08.066		13:14:22.520
3	2:10.043	+1.977	13:16:32.563
4	2:09.499	+1.433	13:18:42.062
5	2:10.771	+2.705	13:20:52.833
6	2:13.852	+5.786	13:23:06.685
7	2:11.615	+3.549	13:25:18.300
8	2:15.003	+6.937	13:27:33.303
9	2:16.566	+8.500	13:29:49.869

Lap	Lap Tm	Diff	Time of Day
(63) JUAN C. UTERGA MARTINEZ			

Lap	Lap Tm	Diff	Time of Day
1			13:12:21.971
2	2:09.127		13:14:31.098
3	2:10.494	+1.367	13:16:41.592
4	2:10.504	+1.377	13:18:52.096
5	2:12.239	+3.112	13:21:04.335
6	2:12.414	+3.287	13:23:16.749
7	2:10.952	+1.825	13:25:27.701
8	2:14.177	+5.050	13:27:41.878
9	2:11.517	+2.390	13:29:53.395

Lap	Lap Tm	Diff	Time of Day
(55) MARCOS DOMINGO PEREZ			
1			13:12:08.844
2	2:07.198		13:14:16.042
3	2:10.392	+3.194	13:16:26.434
4	2:24.151	+16.953	13:18:50.585
5	2:12.569	+5.371	13:21:03.154
6	2:14.512	+7.314	13:23:17.666
7	2:17.368	+10.170	13:25:35.034
8	2:15.271	+8.073	13:27:50.305
9	2:15.305	+8.107	13:30:05.610

Lap	Lap Tm	Diff	Time of Day
(14) HECTOR GABRIEL BAZAN			
1			13:12:14.707
2	2:06.147		13:14:20.854
3	2:15.492	+9.345	13:16:36.346
4	2:10.548	+4.401	13:18:46.894
5	2:07.974	+1.827	13:20:54.868
6	2:08.149	+2.002	13:23:03.017
7	2:46.898	+40.751	13:25:49.915
8	2:11.083	+4.936	13:28:00.998
9	2:07.623	+1.476	13:30:08.621

Lap	Lap Tm	Diff	Time of Day
(47) ALEJANDRO GIMENEZ ASCASO			
1			13:12:33.266
2	2:14.254	+1.567	13:14:47.520
3	2:17.182	+4.495	13:17:04.702
4	2:16.294	+3.607	13:19:20.996
5	2:12.687		13:21:33.683
6	2:16.514	+3.827	13:23:50.197
7	2:18.174	+5.487	13:26:08.371
8	2:18.192	+5.505	13:28:26.563
9	2:18.905	+6.218	13:30:45.468

Lap	Lap Tm	Diff	Time of Day
(48) OCTAVIO JOSE MATEO PEREZ			
1			13:12:12.398
2	2:08.072		13:14:20.470
3	2:35.454	+27.382	13:16:55.924
4	2:16.904	+8.832	13:19:12.828
5	2:15.415	+7.343	13:21:28.243
6	2:19.746	+11.674	13:23:47.989
7	2:23.514	+15.442	13:26:11.503
8	2:21.287	+13.215	13:28:32.790
9	2:19.010	+10.938	13:30:51.800

Lap	Lap Tm	Diff	Time of Day
(2) ROBERTO C. SEMACARITT ANAYA			
1			13:12:21.109
2	2:19.121		13:14:40.230
3	2:21.501	+2.380	13:17:01.731
4	2:22.356	+3.235	13:19:24.087
5	2:21.407	+2.286	13:21:45.494
6	2:21.808	+2.687	13:24:07.302
7	2:20.840	+1.719	13:26:28.142
8	2:21.591	+2.470	13:28:49.733
9	2:23.663	+4.542	13:31:13.396

Lap	Lap Tm	Diff	Time of Day
(81) LUIS CASADO GARCIA			

Jefe de cronometraje

Director de Carrera





Calanda, Campeonato de Aragón MX

MX 1/Veteranos

Calanda 1,500 km

Segunda Manga

11/04/2010 12:35

Carrera (15:00 y 2 Vueltas) iniciado a 13:07:34

Lap	Lap Tm	Diff	Time of Day
1			13:12:40.022
2	2:20.386	+2.812	13:15:00.408
3	2:17.679	+0.105	13:17:18.087
4	2:17.574		13:19:35.661
5	2:23.041	+5.467	13:21:58.702
6	2:19.577	+2.003	13:24:18.279
7	2:21.833	+4.259	13:26:40.112
8	2:23.573	+5.999	13:29:03.685
9	2:29.652	+12.078	13:31:33.337

(54) JOSE RAFAEL CORTELL DEBUENO

1			13:12:26.405
2	2:18.579		13:14:44.984
3	2:19.198	+0.619	13:17:04.182
4	2:24.522	+5.943	13:19:28.704
5	2:24.211	+5.632	13:21:52.915
6	2:24.440	+5.861	13:24:17.355
7	2:30.616	+12.037	13:26:47.971
8	2:28.875	+10.296	13:29:16.846
9	2:31.264	+12.685	13:31:48.110

(153) ANTONIO LAZARO MAROTO

1			13:12:36.953
2	2:26.849	+0.643	13:15:03.802
3	2:26.206		13:17:30.008
4	2:27.940	+1.734	13:19:57.948
5	2:29.657	+3.451	13:22:27.605
6	2:32.759	+6.553	13:25:00.364
7	2:34.376	+8.170	13:27:34.740
8	2:33.886	+7.680	13:30:08.626

(73) CRISTIAN LUIS ABAL

1			13:12:50.400
2	2:18.940		13:15:09.340
3	2:26.851	+7.911	13:17:36.191
4	2:55.717	+36.777	13:20:31.908
5	2:23.844	+4.904	13:22:55.752
6	2:26.712	+7.772	13:25:22.464
7	2:25.090	+6.150	13:27:47.554
8	2:28.013	+9.073	13:30:15.567

(8) DANIEL LLORENTE BUENO

1			13:12:34.147
2	2:27.728		13:15:01.875
3	2:32.302	+4.574	13:17:34.177
4	2:34.190	+6.462	13:20:08.367
5	2:32.303	+4.575	13:22:40.670
6	2:37.975	+10.247	13:25:18.645
7	2:39.472	+11.744	13:27:58.117
8	2:36.367	+8.639	13:30:34.484

(111) IVAN SANCHEZ FRANCO

1			13:12:39.112
2	2:26.530		13:15:05.642
3	2:29.746	+3.216	13:17:35.388
4	2:34.408	+7.878	13:20:09.796
5	2:32.391	+5.861	13:22:42.187
6	2:38.729	+12.199	13:25:20.916
7	2:38.018	+11.488	13:27:58.934
8	2:36.688	+10.158	13:30:35.622

Jefe de cronometraje

Director de Carrera

www.sport-adventure.net

Impresos: 11/04/2010 14:47:14



Orbite



Calanda, Campeonato de Aragón MX

MX 1/Veteranos

Calanda 1,500 km

Final MX1/Veteranos

Pos.	Nº	Nombre	Total puntos	1ªM	2ªM	Marca	Club
MX-1							
1	99	ANDRES BERNADAUS VILLANUA	50	25	25	HONDA	C.M. Epila
2	1	RAUL TELLO SALAS	44	22	22	KAWASAKI	Esc. R.T.S.
3	74	JUAN CARLOS REY ALLUE	40	20	20	HONDA	Sinesponsor Racing
4	26	RAMON MAZA HURTADO	36	18	18	HONDA	Mc. Monegros
5	79	IVAN SEGURA SABADO	32	16	16	HONDA	C.M. Alcañiz
6	76	JOSE CARLOS FACI TITOS	30	15	15	KAWASAKI	Mc. Kamoto
7	55	MARCOS DOMINGO PEREZ	28	14	14	SUZUKI	Mc. Zuera
8	14	HECTOR GABRIEL BAZAN	26	13	13	SUZUKI	Mc. Cerro Blanco
9	2	ROBERTO C. SEMACARITT ANAYA	23	11	12	YAMAHA	Mc Amposta
10	81	LUIS CASADO GARCIA	23	12	11	KAWASAKI	A.D.M. La Almunia
11	153	ANTONIO LAZARO MAROTO	19	9	10	KAWASAKI	Mc. Calatayud
12	8	DANIEL LLORENTE BUENO	19	10	9	PUCH	Mc. Calatayud
13	111	IVAN SANCHEZ FRANCO	8	0	8	KAWASAKI	Mc. Calatayud
14	7	CESAR FERNANDEZ GARCIA	0	0	0	SIN MARCA	Sinesponsor Racing
15	20	ALEJANDRO MUÑOZ ROIG	0	0	0	HONDA	Correcaminos Mc.
16	188	JOSEP RAÚL TORTA RIBAS	0	0	0	SUZUKI	Mc Amposta
Veteranos							
1	4	ANTONIO PEREZ CUEN	50	25	25	HONDA	Esc. R.T.S.
2	88	JAVIER ROYO MILAGRO	44	22	22	SUZUKI	
3	222	JESUS HERRERO CATALAN	38	18	20	YAMAHA	C.M. Alcañiz
4	66	FRANCISCO ROYO MILAGRO	38	20	18	SUZUKI	
5	25	JUAN CARLOS LLUCH LIARTE	32	16	16	KAWASAKI	Mc. Zuera
6	63	JUAN C. UTERGA MARTINEZ	30	15	15	YAMAHA	Mc. Navarra
7	47	ALEJANDRO GIMENEZ ASCASO	26	12	14	HONDA	Correcaminos Mc.
8	48	OCTAVIO JOSE MATEO PEREZ	26	13	13	YAMAHA	Mc. Calatayud
9	54	JOSE RAFAEL CORTELL DEBUENO	22	10	12	KAWASAKI	Mc. Zuera
10	73	CRISTIAN LUIS ABAL	22	11	11	SIN MARCA	Pm. Oscense
11	11	MIGUEL A. ABELLAN MARTINEZ	14	14	0	KAWASAKI	Sinesponsor Racing

Jefe de cronometraje

Director de Carrera

www.sport-adventure.net

Impresos: 11/04/2010 13:37:10





Calanda, Campeonato de Aragón MX

Clasificado por mejor tiempo de vuelta

MX 2

Calanda 1,500 km

Entrenos Oficiales

11/04/2010 10:25

Clasificación (15:00 Tiempo) iniciado a 10:21:12

Pos.	Nº	Nombre	Mejor Tm	Dif. resp. 1º	En Vuelta	Marca	Club
1	99	ANDRES BERNADAUS VILLANUA	1:53.720		2	HONDA	C.M. Epila
2	31	ADRIAN VILLAVERDE MARIN	1:54.487	0.767	8	KAWASAKI	Mc. Zuera
3	37	ALEJANDRO LOPEZ GADEA	1:55.721	2.001	6	TM	Tauste Mc.
4	21	DIRK FUMADO ARASA	1:56.598	2.878	4	SIN MARCA	Mc Amposta
5	70	DAVID ULLATE SANJUAN	1:57.784	4.064	4	YAMAHA	
6	80	FERNANDO BELLIDO PARDO	2:00.301	6.581	7	KAWASAKI	Tauste Mc.
7	30	LUIS TELLO LAHOZ	2:00.854	7.134	5	YAMAHA	Mc. Bajo Aragón
8	36	ALBERTO RODRIGUEZ SERRANO	2:00.954	7.234	2	KTM	Mc. Calatayud
9	22	GUZMAN SANZ CALLEJA	2:01.620	7.900	5	SUZUKI	Sinesponsor Racing
10	39	YOEL LOPEZ MARTIN	2:01.792	8.072	4	KAWASAKI	Mc. Villa de Utrillas
11	43	JORGE GALI HERNANDEZ	2:02.033	8.313	5	SUZUKI	
12	94	CRISTIAN PEROMARTA BADIA	2:03.197	9.477	3	YAMAHA	Esc. Villa de Alagón
13	48	SAMUEL FERRANDO GALEANO	2:03.422	9.702	3	HONDA	Pm. Oscense
14	55	VICTOR CHUECA GOMEZ	2:03.489	9.769	3	HONDA	C.M. Epila
15	35	SANTOS PRADO CORRALES	2:03.541	9.821	5	YAMAHA	Mc. Cerro Blanco
16	72	EVELIO YUSTA MARTINEZ	2:03.798	10.078	7	SUZUKI	Esc. R.T.S.
17	38	VICTOR M SEGURA GARCIA	2:04.420	10.700	4	KAWASAKI	MC Morella
18	40	JOSE LUIS DAUDEN SERRA	2:04.870	11.150	7	KAWASAKI	Mc Amposta
19	5	RICARDO RAUFAST PARDO	2:07.828	14.108	4	KAWASAKI	Mc. Zuera
20	46	VICTOR URZAY BAQUERO	2:09.400	15.680	4	HONDA	A.D. Aragon Sport
21	17	JAVIER PITARQUE TORRES	2:09.618	15.898	5	YAMAHA	Mc. Bajo Aragón
22	76	ALBERTO CIRIA ESPEJA	2:12.519	18.799	4	SIN MARCA	Esc. R.T.S.
23	32	LORENZO GREGORIO GABARRE	2:13.761	20.041	4	YAMAHA	Pm. Oscense
24	199	MAIKEL CALVO CARRERO	2:17.034	23.314	3	TM	Mc. Salvador
25	95	VICTOR MORENO ARROYO	2:17.454	23.734	4	KAWASAKI	Tauste Mc.
26	19	ALBERTO JIMENEZ SANATCRUZ	2:20.596	26.876	4	YAMAHA	R.T.S.
27	82	FERNANDO OLIVAN FERNANDEZ	2:21.065	27.345	7	SIN MARCA	Mc. Zuera
28	8	ARTURO GASCON ZAPATA	2:22.155	28.435	4	KAWASAKI	Esc. R.T.S.
29	24	SERGIO PUYUELO BESCOS	2:23.610	29.890	6	HONDA	Pm. Oscense
30	191	RUBEN SANCHEZ MARTIN	2:25.568	31.848	6	HONDA	Independiente
31	139	HECTOR SANCHEZ MARTIN	2:28.931	35.211	4	HONDA	Independiente

Jefe de cronometraje

Director de Carrera

www.sport-adventure.net

Impresos: 11/04/2010 10:41:31





Calanda, Campeonato de Aragón MX

MX 2

Calanda 1,500 km

Entrenos Oficiales

11/04/2010 10:25

Clasificación (15:00 Tiempo) iniciado a 10:21:12

Lap	Lap Tm	Diff	Time of Day
(99) ANDRES BERNADAUS VILLANUA			
1			10:24:54.880
2	1:53.720		10:26:48.600
3	2:46.017	+52.297	10:29:34.617
4	1:54.451	+0.731	10:31:29.068

Lap	Lap Tm	Diff	Time of Day
(31) ADRIAN VILLAVERDE MARIN			
1			10:23:13.421
2	1:55.934	+1.447	10:25:09.355
3	1:55.411	+0.924	10:27:04.766
4	2:04.818	+10.331	10:29:09.584
5	1:57.354	+2.867	10:31:06.938
6	1:57.061	+2.574	10:33:03.999
7	1:57.095	+2.608	10:35:01.094
8	1:54.487		10:36:55.581

Lap	Lap Tm	Diff	Time of Day
(37) ALEJANDRO LOPEZ GADEA			
1			10:23:24.995
2	1:59.275	+3.554	10:25:24.270
3	2:05.333	+9.612	10:27:29.603
4	3:53.621	+1:57.900	10:31:23.224
5	2:08.511	+12.790	10:33:31.735
6	1:55.721		10:35:27.456
7	1:58.139	+2.418	10:37:25.595

Lap	Lap Tm	Diff	Time of Day
(21) DIRK FUMADO ARASA			
1			10:24:09.168
2	2:25.540	+28.942	10:26:34.708
3	3:03.185	+1:06.587	10:29:37.893
4	1:56.598		10:31:34.491
5	2:21.030	+24.432	10:33:55.521
6	1:57.745	+1.147	10:35:53.266
7	2:16.679	+20.081	10:38:09.945

Lap	Lap Tm	Diff	Time of Day
(70) DAVID ULLATE SANJUAN			
1			10:26:32.436
2	2:03.762	+5.978	10:28:36.198
3	2:02.723	+4.939	10:30:38.921
4	1:57.784		10:32:36.705
5	2:04.675	+6.891	10:34:41.380
6	1:58.385	+0.601	10:36:39.765

Lap	Lap Tm	Diff	Time of Day
(80) FERNANDO BELLIDO PARDO			
1			10:23:20.982
2	2:01.208	+0.907	10:25:22.190
3	2:02.553	+2.252	10:27:24.743
4	2:21.632	+21.331	10:29:46.375
5	2:03.426	+3.125	10:31:49.801
6	2:20.699	+20.398	10:34:10.500
7	2:00.301		10:36:10.801
8	2:09.624	+9.323	10:38:20.425

Lap	Lap Tm	Diff	Time of Day
(30) LUIS TELLO LAHOZ			
1			10:23:31.266
2	2:05.591	+4.737	10:25:36.857
3	2:01.335	+0.481	10:27:38.192
4	2:35.984	+35.130	10:30:14.176
5	2:00.854		10:32:15.030
6	2:00.938	+0.084	10:34:15.968
7	2:01.582	+0.728	10:36:17.550

Lap	Lap Tm	Diff	Time of Day
(36) ALBERTO RODRIGUEZ SERRANO			
1			10:25:02.732
2	2:00.954		10:27:03.686
3	2:06.106	+5.152	10:29:09.792

Lap	Lap Tm	Diff	Time of Day
4	2:10.917	+9.963	10:31:20.709
5	2:05.700	+4.746	10:33:26.409
6	2:08.109	+7.155	10:35:34.518
7	2:01.706	+0.752	10:37:36.224

Lap	Lap Tm	Diff	Time of Day
(22) GUZMAN SANZ CALLEJA			
1			10:24:26.380
2	2:10.169	+8.549	10:26:36.549
3	2:35.572	+33.952	10:29:12.121
4	2:04.824	+3.204	10:31:16.945
5	2:01.620		10:33:18.565
6	2:03.942	+2.322	10:35:22.507
7	2:05.642	+4.022	10:37:28.149

Lap	Lap Tm	Diff	Time of Day
(39) YOEL LOPEZ MARTIN			
1			10:26:26.057
2	2:03.692	+1.900	10:28:29.749
3	2:33.420	+31.628	10:31:03.169
4	2:01.792		10:33:04.961
5	3:52.586	+1:50.794	10:36:57.547

Lap	Lap Tm	Diff	Time of Day
(43) JORGE GALI HERNANDEZ			
1			10:24:20.420
2	2:20.516	+18.483	10:26:40.936
3	2:37.175	+35.142	10:29:18.111
4	3:09.580	+1:07.547	10:32:27.691
5	2:02.033		10:34:29.724
6	3:15.479	+1:13.446	10:37:45.203

Lap	Lap Tm	Diff	Time of Day
(94) CRISTIAN PEROMARTA BADIA			
1			10:23:26.633
2	2:06.121	+2.924	10:25:32.754
3	2:03.197		10:27:35.951
4	2:03.733	+0.536	10:29:39.684
5	2:14.736	+11.539	10:31:54.420
6	2:03.902	+0.705	10:33:58.322
7	2:09.243	+6.046	10:36:07.565
8	2:07.112	+3.915	10:38:14.677

Lap	Lap Tm	Diff	Time of Day
(48) SAMUEL FERRANDO GALEANO			
1			10:23:28.090
2	2:06.180	+2.758	10:25:34.270
3	2:03.422		10:27:37.692
4	2:23.925	+20.503	10:30:01.617
5	2:07.549	+4.127	10:32:09.166
6	2:04.160	+0.738	10:34:13.326
7	3:17.429	+1:14.007	10:37:30.755

Lap	Lap Tm	Diff	Time of Day
(55) VICTOR CHUECA GOMEZ			
1			10:23:35.449
2	2:06.590	+3.101	10:25:42.039
3	2:03.489		10:27:45.528
4	2:04.833	+1.344	10:29:50.361
5	2:06.510	+3.021	10:31:56.871
6	2:06.629	+3.140	10:34:03.500
7	3:08.963	+1:05.474	10:37:12.463

Lap	Lap Tm	Diff	Time of Day
(35) SANTOS PRADO CORRALES			
1			10:23:25.626
2	2:04.755	+1.214	10:25:30.381
3	2:04.480	+0.939	10:27:34.861
4	2:43.121	+39.580	10:30:17.982
5	2:03.541		10:32:21.523
6	2:04.852	+1.311	10:34:26.375
7	2:09.259	+5.718	10:36:35.634

Lap	Lap Tm	Diff	Time of Day
(72) EVELIO YUSTA MARTINEZ			
1			10:23:32.573
2	2:11.181	+7.383	10:25:43.754
3	2:04.404	+0.606	10:27:48.158
4	2:04.982	+1.184	10:29:53.140
5	2:07.677	+3.879	10:32:00.817
6	2:49.725	+45.927	10:34:50.542
7	2:03.798		10:36:54.340

Lap	Lap Tm	Diff	Time of Day
(38) VICTOR M SEGURA GARCIA			
1			10:23:30.481
2	2:05.647	+1.227	10:25:36.128
3	2:17.263	+12.843	10:27:53.391
4	2:04.420		10:29:57.811
5	2:16.359	+11.939	10:32:14.170
6	2:11.486	+7.066	10:34:25.656
7	2:12.642	+8.222	10:36:38.298

Lap	Lap Tm	Diff	Time of Day
(40) JOSE LUIS DAUDEN SERRA			
1			10:24:02.347
2	2:16.981	+12.111	10:26:19.328
3	2:15.926	+11.056	10:28:35.254
4	2:15.567	+10.697	10:30:50.821
5	2:06.940	+2.070	10:32:57.761
6	3:08.634	+1:03.764	10:36:06.395
7	2:04.870		10:38:11.265

Lap	Lap Tm	Diff	Time of Day
(5) RICARDO RAUFAST PARDO			
1			10:24:01.810
2	2:15.303	+7.475	10:26:17.113
3	4:31.460	+2:23.632	10:30:48.573
4	2:07.828		10:32:56.401
5	2:11.024	+3.196	10:35:07.425
6	4:38.481	+2:30.653	10:39:45.906

Lap	Lap Tm	Diff	Time of Day
(46) VICTOR URZAY BAQUERO			
1			10:24:00.382
2	2:15.982	+6.582	10:26:16.364
3	2:11.947	+2.547	10:28:28.311
4	2:09.400		10:30:37.711
5	2:09.605	+0.205	10:32:47.316
6	2:31.282	+21.882	10:35:18.598
7	2:16.404	+7.004	10:37:35.002

Lap	Lap Tm	Diff	Time of Day
(17) JAVIER PITARQUE TORRES			
1			10:24:02.746
2	2:18.544	+8.926	10:26:21.290
3	2:12.644	+3.026	10:28:33.934
4	2:09.801	+0.183	10:30:43.735
5	2:09.618		10:32:53.353
6	2:11.592	+1.974	10:35:04.945
7	2:16.472	+6.854	10:37:21.417

Lap	Lap Tm	Diff	Time of Day
(76) ALBERTO CIRIA ESPEJA			
1			10:23:57.372
2	2:16.587	+4.068	10:26:13.959
3	2:12.858	+0.339	10:28:26.817
4	2:12.519		10:30:39.336
5	2:23.503	+10.984	10:33:02.839
6	2:18.101	+5.582	10:35:20.940
7	2:17.883	+5.364	10:37:38.823

Lap	Lap Tm	Diff	Time of Day
(32) LORENZO GREGORIO GABARRE			
1			10:24:29.858
2	2:20.314	+6.553	10:26:50.172
3	2:22.220	+8.459	10:29:12.392

Jefe de cronometraje
Director de Carrera



Calanda, Campeonato de Aragón MX

MX 2

Calanda 1,500 km

Entrenos Oficiales

11/04/2010 10:25

Clasificación (15:00 Tiempo) iniciado a 10:21:12

Lap	Lap Tm	Diff	Time of Day
4	2:13.761		10:31:26.153
5	2:19.246	+5.485	10:33:45.399
6	2:16.779	+3.018	10:36:02.178
7	2:22.374	+8.613	10:38:24.552

(199) MAIKEL CALVO CARRERO

1			10:23:43.263
2	2:29.232	+12.198	10:26:12.495
3	2:17.034		10:28:29.529
4	2:43.711	+26.677	10:31:13.240
5	3:10.998	+53.964	10:34:24.238
6	2:18.124	+1.090	10:36:42.362

(95) VICTOR MORENO ARROYO

1			10:23:59.594
2	2:57.786	+40.332	10:26:57.380
3	2:24.453	+6.999	10:29:21.833
4	2:17.454		10:31:39.287
5	2:26.276	+8.822	10:34:05.563
6	6:10.450	+3:52.996	10:40:16.013

(19) ALBERTO JIMENEZ SANATCRUZ

1			10:24:04.310
2	2:27.689	+7.093	10:26:31.999
3	2:23.839	+3.243	10:28:55.838
4	2:20.596		10:31:16.434
5	2:21.182	+0.586	10:33:37.616
6	2:22.813	+2.217	10:36:00.429
7	2:23.000	+2.404	10:38:23.429

(82) FERNANDO OLIVAN FERNANDEZ

1			10:23:44.277
2	2:21.406	+0.341	10:26:05.683
3	2:22.059	+0.994	10:28:27.742
4	2:25.339	+4.274	10:30:53.081
5	2:22.615	+1.550	10:33:15.696
6	2:21.230	+0.165	10:35:36.926
7	2:21.065		10:37:57.991

(8) ARTURO GASCON ZAPATA

1			10:23:52.797
2	2:40.837	+18.682	10:26:33.634
3	2:24.108	+1.953	10:28:57.742
4	2:22.155		10:31:19.897
5	2:30.958	+8.803	10:33:50.855
6	2:26.953	+4.798	10:36:17.808

(24) SERGIO PUYUELO BESCOS

1			10:24:17.100
2	2:28.632	+5.022	10:26:45.732
3	2:25.735	+2.125	10:29:11.467
4	2:33.320	+9.710	10:31:44.787
5	2:39.022	+15.412	10:34:23.809
6	2:23.610		10:36:47.419

(191) RUBEN SANCHEZ MARTIN

1			10:24:13.461
2	2:29.821	+4.253	10:26:43.282
3	2:26.003	+0.435	10:29:09.285
4	2:27.911	+2.343	10:31:37.196
5	2:25.781	+0.213	10:34:02.977
6	2:25.568		10:36:28.545

(139) HECTOR SANCHEZ MARTIN

1			10:24:15.772
2	2:33.574	+4.643	10:26:49.346

Lap	Lap Tm	Diff	Time of Day
3	2:31.121	+2.190	10:29:20.467
4	2:28.931		10:31:49.398
5	2:30.437	+1.506	10:34:19.835
6	2:30.870	+1.939	10:36:50.705

Lap	Lap Tm	Diff	Time of Day
-----	--------	------	-------------

Jefe de cronometraje

Director de Carrera

www.sport-adventure.net

Impresos: 11/04/2010 12:10:12

**Calanda, Campeonato de Aragón MX****Clasificado por vueltas**

MX 2

Calanda 1,500 km

Primera Manga

11/04/2010 12:05

Carrera (15:00 y 2 Vueltas) iniciado a 11:40:52

Pos.	N°	Nombre	Vlt.	Dif. 1°	Total T°	Mejor Tm	Club	Marca
MX-2-JN								
1	31	ADRIAN VILLAVERDE MARIN	10		19:21.198	1:53.730	Mc. Zuera	KAWASAKI
2	55	VICTOR CHUECA GOMEZ	10	1:35.248	20:56.446	2:01.139	C.M. Epila	HONDA
3	48	SAMUEL FERRANDO GALEANO	10	2:03.015	21:24.213	2:03.572	Pm. Oscense	HONDA
4	94	CRISTIAN PEROMARTA BADIA	10	2:05.722	21:26.920	2:01.770	Esc. Villa de Alagón	YAMAHA
5	40	JOSE LUIS DAUDEN SERRA	9	1 Vuelta	19:30.317	2:05.362	Mc Amposta	KAWASAKI
6	5	RICARDO RAUFAST PARDO	9	1 Vuelta	19:48.389	2:06.957	Mc. Zuera	KAWASAKI
7	35	SANTOS PRADO CORRALES	9	1 Vuelta	19:48.981	2:05.740	Mc. Cerro Blanco	YAMAHA
8	38	VICTOR M SEGURA GARCIA	9	1 Vuelta	19:56.774	2:02.639	MC Morella	KAWASAKI
9	46	VICTOR URZAY BAQUERO	9	1 Vuelta	20:12.549	2:09.033	A.D. Aragon Sport	HONDA
10	17	JAVIER PITARQUE TORRES	9	1 Vuelta	20:26.403	2:11.379	Mc. Bajo Aragón	YAMAHA
11	199	MAIKEL CALVO CARRERO	9	1 Vuelta	20:27.659	2:11.403	Mc. Salvador	TM
12	32	LORENZO GREGORIO GABARRE	9	1 Vuelta	20:31.194	2:10.822	Pm. Oscense	YAMAHA
13	95	VICTOR MORENO ARROYO	9	1 Vuelta	21:04.107	2:13.072	Tauste Mc.	KAWASAKI
14	8	ARTURO GASCON ZAPATA	9	1 Vuelta	21:11.063	2:16.115	Esc. R.T.S.	KAWASAKI
15	19	ALBERTO JIMENEZ SANATCRUZ	9	1 Vuelta	21:17.718	2:14.251	R.T.S.	YAMAHA
16	82	FERNANDO OLIVAN FERNANDEZ	9	1 Vuelta	21:32.870	2:14.288	Mc. Zuera	SIN MARCA
17	191	RUBEN SANCHEZ MARTIN	8	2 Vueltas	19:39.058	2:21.218	Independiente	HONDA
18	139	HECTOR SANCHEZ MARTIN	8	2 Vueltas	20:19.363	2:22.198	Independiente	HONDA
19	24	SERGIO PUYUELO BESCOS	8	2 Vueltas	21:13.867	2:27.163	Pm. Oscense	HONDA

MX-2-SN

1	99	ANDRES BERNADAUS VILLANUA	10		19:26.863	1:51.286	C.M. Epila	HONDA
2	37	ALEJANDRO LOPEZ GADEA	10	40.907	20:07.770	1:56.932	Tauste Mc.	TM
3	21	DIRK FUMADO ARASA	10	1:03.927	20:30.790	1:57.571	Mc Amposta	SIN MARCA
4	30	LUIS TELLO LAHOZ	10	1:17.072	20:43.935	2:01.013	Mc. Bajo Aragón	YAMAHA
5	70	DAVID ULLATE SANJUAN	10	1:25.557	20:52.420	2:00.876		YAMAHA
6	36	ALBERTO RODRIGUEZ SERRANO	10	1:30.738	20:57.601	1:58.697	Mc. Calatayud	KTM
7	80	FERNANDO BELLIDO PARDO	10	1:34.926	21:01.789	2:01.754	Tauste Mc.	KAWASAKI
8	22	GUZMAN SANZ CALLEJA	10	2:06.008	21:32.871	1:58.388	Sinesponsor Racing	SUZUKI
9	39	YOEL LOPEZ MARTIN	9	1 Vuelta	19:26.159	2:02.045	Mc. Villa de Utrillas	KAWASAKI
10	72	EVELIO YUSTA MARTINEZ	9	1 Vuelta	19:41.492	2:01.530	Esc. R.T.S.	SUZUKI
11	43	JORGE GALI HERNANDEZ	9	1 Vuelta	19:43.030	2:06.722		SUZUKI
12	76	ALBERTO CIRIA ESPEJA	9	1 Vuelta	20:42.761	2:12.951	Esc. R.T.S.	SIN MARCA

Margin of Victory	Avg. Speed	Best Lap Tm	Best Spd	Best Lap by
5.665	46,504	1:51.286	48,524	99 - ANDRES BERNADAUS VILLA

Jefe de cronometraje

Orbits

Director de Carrera

www.sport-adventure.net

Impresos: 11/04/2010 12:05:46





Calanda, Campeonato de Aragón MX

MX 2

Calanda 1,500 km

Primera Manga

11/04/2010 12:05

Carrera (15:00 y 2 Vueltas) iniciado a 11:40:52

Lap	Lap Tm	Diff	Time of Day
(31) ADRIAN VILLAVERDE MARIN			
1			11:42:48.802
2	1:53.730		11:44:42.532
3	1:55.179	+1.449	11:46:37.711
4	1:55.094	+1.364	11:48:32.805
5	1:56.679	+2.949	11:50:29.484
6	1:59.726	+5.996	11:52:29.210
7	1:59.318	+5.588	11:54:28.528
8	1:54.090	+0.360	11:56:22.618
9	1:56.089	+2.359	11:58:18.707
10	1:54.880	+1.150	12:00:13.587

Lap	Lap Tm	Diff	Time of Day
(99) ANDRES BERNADAUS VILLANUA			
1			11:43:10.214
2	1:56.046	+4.760	11:45:06.260
3	1:55.908	+4.622	11:47:02.168
4	1:52.217	+0.931	11:48:54.385
5	1:56.543	+5.257	11:50:50.928
6	1:53.220	+1.934	11:52:44.148
7	1:55.072	+3.786	11:54:39.220
8	1:51.446	+0.160	11:56:30.666
9	1:51.286		11:58:21.952
10	1:57.300	+6.014	12:00:19.252

Lap	Lap Tm	Diff	Time of Day
(37) ALEJANDRO LOPEZ GADEA			
1			11:43:02.301
2	1:59.477	+2.545	11:45:01.778
3	1:58.414	+1.482	11:47:00.192
4	1:58.431	+1.499	11:48:58.623
5	1:56.932		11:50:55.555
6	1:58.898	+1.966	11:52:54.453
7	1:58.816	+1.884	11:54:53.269
8	2:00.978	+4.046	11:56:54.247
9	2:01.435	+4.503	11:58:55.682
10	2:04.477	+7.545	12:01:00.159

Lap	Lap Tm	Diff	Time of Day
(21) DIRK FUMADO ARASA			
1			11:43:04.847
2	1:57.571		11:45:02.418
3	2:11.524	+13.953	11:47:13.942
4	2:00.513	+2.942	11:49:14.455
5	2:00.163	+2.592	11:51:14.618
6	2:01.132	+3.561	11:53:15.750
7	2:00.022	+2.451	11:55:15.772
8	2:01.595	+4.024	11:57:17.367
9	2:00.915	+3.344	11:59:18.282
10	2:04.897	+7.326	12:01:23.179

Lap	Lap Tm	Diff	Time of Day
(30) LUIS TELLO LAHOZ			
1			11:43:07.607
2	2:01.336	+0.323	11:45:08.943
3	2:09.335	+8.322	11:47:18.278
4	2:01.761	+0.748	11:49:20.039
5	2:03.554	+2.541	11:51:23.593
6	2:01.028	+0.015	11:53:24.621
7	2:01.013		11:55:25.634
8	2:01.556	+0.543	11:57:27.190
9	2:02.912	+1.899	11:59:30.102
10	2:06.222	+5.209	12:01:36.324

Lap	Lap Tm	Diff	Time of Day
(70) DAVID ULLATE SANJUAN			
1			11:43:18.644
2	2:01.353	+0.477	11:45:19.997
3	2:03.639	+2.763	11:47:23.636
4	2:01.062	+0.186	11:49:24.698

Lap	Lap Tm	Diff	Time of Day
5	2:00.876		11:51:25.574
6	2:01.053	+0.177	11:53:26.627
7	2:03.607	+2.731	11:55:30.234
8	2:02.161	+1.285	11:57:32.395
9	2:07.579	+6.703	11:59:39.974
10	2:04.835	+3.959	12:01:44.809

Lap	Lap Tm	Diff	Time of Day
(55) VICTOR CHUECA GOMEZ			
1			11:43:01.484
2	2:02.655	+1.516	11:45:04.139
3	2:04.524	+3.385	11:47:08.663
4	2:01.139		11:49:09.802
5	2:04.088	+2.949	11:51:13.890
6	2:04.089	+2.950	11:53:17.979
7	2:06.281	+5.142	11:55:24.260
8	2:05.695	+4.556	11:57:29.955
9	2:09.663	+8.524	11:59:39.618
10	2:09.217	+8.078	12:01:48.835

Lap	Lap Tm	Diff	Time of Day
(36) ALBERTO RODRIGUEZ SERRANO			
1			11:42:52.555
2	1:58.697		11:44:51.252
3	1:59.289	+0.592	11:46:50.541
4	1:59.469	+0.772	11:48:50.010
5	2:00.454	+1.757	11:50:50.464
6	2:01.753	+3.056	11:52:52.217
7	2:01.502	+2.805	11:54:53.719
8	2:04.019	+5.322	11:56:57.738
9	2:03.801	+5.104	11:59:01.539
10	2:48.451	+49.754	12:01:49.990

Lap	Lap Tm	Diff	Time of Day
(80) FERNANDO BELLIDO PARDO			
1			11:43:03.708
2	2:01.754		11:45:05.462
3	2:04.030	+2.276	11:47:09.492
4	2:05.542	+3.788	11:49:15.034
5	2:04.655	+2.901	11:51:19.689
6	2:04.149	+2.395	11:53:23.838
7	2:05.876	+4.122	11:55:29.714
8	2:05.400	+3.646	11:57:35.114
9	2:08.385	+6.631	11:59:43.499
10	2:10.679	+8.925	12:01:54.178

Lap	Lap Tm	Diff	Time of Day
(48) SAMUEL FERRANDO GALEANO			
1			11:43:11.669
2	2:03.572		11:45:15.241
3	2:04.374	+0.802	11:47:19.615
4	2:04.035	+0.463	11:49:23.650
5	2:05.120	+1.548	11:51:28.770
6	2:06.146	+2.574	11:53:34.916
7	2:09.945	+6.373	11:55:44.861
8	2:07.324	+3.752	11:57:52.185
9	2:08.846	+5.274	12:00:01.031
10	2:15.571	+11.999	12:02:16.602

Lap	Lap Tm	Diff	Time of Day
(94) CRISTIAN PEROMARTA BADIA			
1			11:43:10.897
2	2:02.941	+1.171	11:45:13.838
3	2:03.544	+1.774	11:47:17.382
4	2:01.770		11:49:19.152
5	2:05.548	+3.778	11:51:24.700
6	2:23.402	+21.632	11:53:48.102
7	2:08.127	+6.357	11:55:56.229
8	2:07.488	+5.718	11:58:03.717
9	2:08.768	+6.998	12:00:12.485
10	2:06.824	+5.054	12:02:19.309

Lap	Lap Tm	Diff	Time of Day
(22) GUZMAN SANZ CALLEJA			
1			11:42:56.113
2	1:58.388		11:44:54.501
3	1:58.964	+0.576	11:46:53.465
4	1:59.668	+1.280	11:48:53.133
5	2:00.141	+1.753	11:50:53.274
6	2:00.578	+2.190	11:52:53.852
7	2:02.537	+4.149	11:54:56.389
8	2:02.442	+4.054	11:56:58.831
9	2:03.254	+4.866	11:59:02.085
10	3:23.175	+1:24.787	12:02:25.260

Lap	Lap Tm	Diff	Time of Day
(39) YOEL LOPEZ MARTIN			
1			11:43:39.843
2	2:04.414	+2.369	11:45:44.257
3	2:03.485	+1.440	11:47:47.742
4	2:02.045		11:49:49.787
5	2:03.837	+1.792	11:51:53.624
6	2:05.232	+3.187	11:53:58.856
7	2:06.475	+4.430	11:56:05.331
8	2:04.278	+2.233	11:58:09.609
9	2:08.939	+6.894	12:00:18.548

Lap	Lap Tm	Diff	Time of Day
(40) JOSE LUIS DAUDEN SERRA			
1			11:43:23.349
2	2:08.783	+3.421	11:45:32.132
3	2:05.362		11:47:37.494
4	2:05.466	+0.104	11:49:42.960
5	2:08.025	+2.663	11:51:50.985
6	2:06.831	+1.469	11:53:57.816
7	2:08.746	+3.384	11:56:06.562
8	2:06.846	+1.484	11:58:13.408
9	2:09.298	+3.936	12:00:22.706

Lap	Lap Tm	Diff	Time of Day
(72) EVELIO YUSTA MARTINEZ			
1			11:42:59.818
2	2:01.530		11:45:01.348
3	2:05.475	+3.945	11:47:06.823
4	2:06.895	+5.365	11:49:13.718
5	2:09.369	+7.839	11:51:23.087
6	2:11.026	+9.496	11:53:34.113
7	2:30.676	+29.146	11:56:04.789
8	2:13.130	+11.600	11:58:17.919
9	2:15.962	+14.432	12:00:33.881

Lap	Lap Tm	Diff	Time of Day
(43) JORGE GALI HERNANDEZ			
1			11:43:08.762
2	2:09.660	+2.938	11:45:18.422
3	2:06.722		11:47:25.144
4	2:07.613	+0.891	11:49:32.757
5	2:06.997	+0.275	11:51:39.754
6	2:15.494	+8.772	11:53:55.248
7	2:14.883	+8.161	11:56:10.131
8	2:12.349	+5.627	11:58:22.480
9	2:12.939	+6.217	12:00:35.419

Lap	Lap Tm	Diff	Time of Day
(5) RICARDO RAUFAS PARDON			
1			11:43:14.325
2	2:08.513	+1.556	11:45:22.838
3	2:07.321	+0.364	11:47:30.159
4	2:06.957		11:49:37.116
5	2:12.275	+5.318	11:51:49.391
6	2:15.335	+8.378	11:54:04.726
7	2:13.846	+6.889	11:56:18.572
8	2:11.072	+4.115	11:58:29.644

Jefe de cronometraje

Director de Carrera





Calanda, Campeonato de Aragón MX

MX 2

Calanda 1,500 km

Primera Manga

11/04/2010 12:05

Carrera (15:00 y 2 Vueltas) iniciado a 11:40:52

Lap	Lap Tm	Diff	Time of Day
9	2:11.134	+4.177	12:00:40.778

(35) SANTOS PRADO CORRALES

1			11:43:06.663
2	2:17.969	+12.229	11:45:24.632
3	2:07.074	+1.334	11:47:31.706
4	2:08.212	+2.472	11:49:39.918
5	2:09.951	+4.211	11:51:49.869
6	2:05.740		11:53:55.609
7	2:24.706	+18.966	11:56:20.315
8	2:09.879	+4.139	11:58:30.194
9	2:11.176	+5.436	12:00:41.370

(38) VICTOR M SEGURA GARCIA

1			11:43:09.956
2	2:02.639		11:45:12.595
3	2:08.970	+6.331	11:47:21.565
4	2:06.776	+4.137	11:49:28.341
5	2:08.010	+5.371	11:51:36.351
6	2:10.747	+8.108	11:53:47.098
7	2:08.917	+6.278	11:55:56.015
8	2:09.184	+6.545	11:58:05.199
9	2:43.964	+41.325	12:00:49.163

(46) VICTOR URZAY BAQUERO

1			11:43:18.248
2	2:09.033		11:45:27.281
3	2:09.270	+0.237	11:47:36.551
4	2:10.414	+1.381	11:49:46.965
5	2:31.830	+22.797	11:52:18.795
6	2:09.650	+0.617	11:54:28.445
7	2:11.690	+2.657	11:56:40.135
8	2:13.068	+4.035	11:58:53.203
9	2:11.735	+2.702	12:01:04.938

(17) JAVIER PITARQUE TORRES

1			11:43:26.739
2	2:13.337	+1.958	11:45:40.076
3	2:13.448	+2.069	11:47:53.524
4	2:14.988	+3.609	11:50:08.512
5	2:18.795	+7.416	11:52:27.307
6	2:13.673	+2.294	11:54:40.980
7	2:11.379		11:56:52.359
8	2:13.471	+2.092	11:59:05.830
9	2:12.962	+1.583	12:01:18.792

(199) MAIKEL CALVO CARRERO

1			11:43:24.787
2	2:14.418	+3.015	11:45:39.205
3	2:13.565	+2.162	11:47:52.770
4	2:14.455	+3.052	11:50:07.225
5	2:14.105	+2.702	11:52:21.330
6	2:11.403		11:54:32.733
7	2:14.649	+3.246	11:56:47.382
8	2:17.348	+5.945	11:59:04.730
9	2:15.318	+3.915	12:01:20.048

(32) LORENZO GREGORIO GABARRE

1			11:43:20.904
2	2:10.822		11:45:31.726
3	2:13.718	+2.896	11:47:45.444
4	2:13.352	+2.530	11:49:58.796
5	2:14.376	+3.554	11:52:13.172
6	2:18.356	+7.534	11:54:31.528
7	2:14.759	+3.937	11:56:46.287
8	2:14.934	+4.112	11:59:01.221

Lap	Lap Tm	Diff	Time of Day
9	2:22.362	+11.540	12:01:23.583

(76) ALBERTO CIRIA ESPEJA

1			11:43:25.408
2	2:15.588	+2.637	11:45:40.996
3	2:13.958	+1.007	11:47:54.954
4	2:15.123	+2.172	11:50:10.077
5	2:16.520	+3.569	11:52:26.597
6	2:15.199	+2.248	11:54:41.796
7	2:12.951		11:56:54.747
8	2:19.395	+6.444	11:59:14.142
9	2:21.008	+8.057	12:01:35.150

(95) VICTOR MORENO ARROYO

1			11:43:30.708
2	2:15.059	+1.987	11:45:45.767
3	2:17.001	+3.929	11:48:02.768
4	2:13.072		11:50:15.840
5	2:16.478	+3.406	11:52:32.318
6	2:18.289	+5.217	11:54:50.607
7	2:19.169	+6.097	11:57:09.776
8	2:19.641	+6.569	11:59:29.417
9	2:27.079	+14.007	12:01:56.496

(8) ARTURO GASCON ZAPATA

1			11:43:17.499
2	2:17.889	+1.774	11:45:35.388
3	2:16.115		11:47:51.503
4	2:16.328	+0.213	11:50:07.831
5	2:21.803	+5.688	11:52:29.634
6	2:23.733	+7.618	11:54:53.367
7	2:24.749	+8.634	11:57:18.116
8	2:25.199	+9.084	11:59:43.315
9	2:20.137	+4.022	12:02:03.452

(19) ALBERTO JIMENEZ SANATCRUZ


1			11:43:22.572
2	2:14.251		11:45:36.823
3	2:15.490	+1.239	11:47:52.313
4	2:17.236	+2.985	11:50:09.549
5	2:20.715	+6.464	11:52:30.264
6	2:17.592	+3.341	11:54:47.856
7	2:18.708	+4.457	11:57:06.564
8	2:41.086	+26.835	11:59:47.650
9	2:22.457	+8.206	12:02:10.107

(82) FERNANDO OLIVAN FERNANDEZ

1			11:43:29.408
2	2:14.288		11:45:43.696
3	2:16.239	+1.951	11:47:59.935
4	2:21.276	+6.988	11:50:21.211
5	2:21.441	+7.153	11:52:42.652
6	2:26.904	+12.616	11:55:09.556
7	2:29.154	+14.866	11:57:38.710
8	2:24.107	+9.819	12:00:02.817
9	2:22.442	+8.154	12:02:25.259

(191) RUBEN SANCHEZ MARTIN

1			11:43:33.587
2	2:24.614	+3.396	11:45:58.201
3	2:21.218		11:48:19.419
4	2:22.119	+0.901	11:50:41.538
5	2:31.799	+10.581	11:53:13.337
6	2:26.232	+5.014	11:55:39.569
7	2:23.842	+2.624	11:58:03.411
8	2:28.036	+6.818	12:00:31.447



Jefe de cronometraje

Director de Carrera



Orbite



Calanda, Campeonato de Aragón MX

Clasificado por vueltas

MX 2

Calanda 1,500 km

Segunda Manga

11/04/2010 13:50

Carrera (15:00 y 2 Vueltas) iniciado a 14:01:18

Pos.	Nº	Nombre	Vlt.	Dif. 1º	Total Tº	Mejor Tm	Club	Marca
MX-2-JN								
1	31	ADRIAN VILLAVERDE MARIN	10		19:25.713	1:52.835	Mc. Zuera	KAWASAKI
2	55	VICTOR CHUECA GOMEZ	10	1:11.548	20:37.261	2:01.026	C.M. Epila	HONDA
3	48	SAMUEL FERRANDO GALEANO	10	1:38.986	21:04.699	2:04.156	Pm. Oscense	HONDA
4	94	CRISTIAN PEROMARTA BADIA	10	1:41.095	21:06.808	2:03.383	Esc. Villa de Alagón	YAMAHA
5	40	JOSE LUIS DAUDEN SERRA	10	1:46.274	21:11.987	2:03.778	Mc Amposta	KAWASAKI
6	38	VICTOR M SEGURA GARCIA	10	1:52.642	21:18.355	2:03.074	MC Morella	KAWASAKI
7	5	RICARDO RAUFAST PARDO	9	1 Vuelta	19:48.264	2:08.771	Mc. Zuera	KAWASAKI
8	46	VICTOR URZAY BAQUERO	9	1 Vuelta	20:24.070	2:09.664	A.D. Aragon Sport	HONDA
9	17	JAVIER PITARQUE TORRES	9	1 Vuelta	20:26.263	2:09.768	Mc. Bajo Aragón	YAMAHA
10	32	LORENZO GREGORIO GABARRE	9	1 Vuelta	20:28.735	2:12.145	Pm. Oscense	YAMAHA
11	199	MAIKEL CALVO CARRERO	9	1 Vuelta	20:31.638	2:12.385	Mc. Salvador	TM
12	19	ALBERTO JIMENEZ SANATCRUZ	9	1 Vuelta	21:11.168	2:14.143	R.T.S.	YAMAHA
13	95	VICTOR MORENO ARROYO	8	2 Vueltas	19:19.465	2:17.145	Tauste Mc.	KAWASAKI
14	8	ARTURO GASCON ZAPATA	8	2 Vueltas	19:58.278	2:12.992	Esc. R.T.S.	KAWASAKI
15	191	RUBEN SANCHEZ MARTIN	8	2 Vueltas	20:02.658	2:24.654	Independiente	HONDA
16	82	FERNANDO OLIVAN FERNANDEZ	8	2 Vueltas	20:56.613	2:18.304	Mc. Zuera	SIN MARCA

No clasificado (75% = 8 Vueltas)

NT	35	SANTOS PRADO CORRALES	7	NT	15:05.965	2:05.582	Mc. Cerro Blanco	YAMAHA
NT	139	HECTOR SANCHEZ MARTIN	6	NT	15:15.882	2:25.911	Independiente	HONDA
NT	24	SERGIO PUYUELO BESCOS	3	NT	7:25.610	2:21.469	Pm. Oscense	HONDA

MX-2-SN

1	37	ALEJANDRO LOPEZ GADEA	10		19:54.747	1:56.654	Tauste Mc.	TM
2	21	DIRK FUMADO ARASA	10	2.984	19:57.731	1:57.099	Mc Amposta	SIN MARCA
3	39	YOEL LOPEZ MARTIN	10	18.006	20:12.753	1:57.518	Mc. Villa de Utrillas	KAWASAKI
4	22	GUZMAN SANZ CALLEJA	10	25.497	20:20.244	1:59.178	Sinesponsor Racing	SUZUKI
5	30	LUIS TELLO LAHOZ	10	31.238	20:25.985	1:57.988	Mc. Bajo Aragón	YAMAHA
6	80	FERNANDO BELLIDO PARDO	10	32.396	20:27.143	2:00.021	Tauste Mc.	KAWASAKI
7	70	DAVID ULLATE SANJUAN	10	1:05.662	21:00.409	2:02.077		YAMAHA
8	36	ALBERTO RODRIGUEZ SERRANO	10	1:07.456	21:02.203	2:02.392	Mc. Calatayud	KTM
9	72	EVELIO YUSTA MARTINEZ	10	1:31.776	21:26.523	2:04.186	Esc. R.T.S.	SUZUKI
10	43	JORGE GALI HERNANDEZ	10	1:34.742	21:29.489	2:03.773		SUZUKI
11	76	ALBERTO CIRIA ESPEJA	9	1 Vuelta	20:23.528	2:09.457	Esc. R.T.S.	SIN MARCA

No clasificado (75% = 8 Vueltas)

EX	99	ANDRES BERNADAUS VILLANUA	10	EX	19:52.474	1:51.846	C.M. Epila	HONDA
----	----	---------------------------	----	----	-----------	----------	------------	-------

Margin of Victory	Avg. Speed	Best Lap Tm	Best Spd	Best Lap by
29.034	46,324	1:52.835	47,857	31 - ADRIAN VILLAVERDE MARIN

Jefe de cronometraje

Orbits

Director de Carrera

www.sport-adventure.net

Impresos: 11/04/2010 14:28:55





Calanda, Campeonato de Aragón MX

MX 2

Calanda 1,500 km

Segunda Manga

11/04/2010 13:50

Carrera (15:00 y 2 Vueltas) iniciado a 14:01:18

Lap	Lap Tm	Diff	Time of Day
(31) ADRIAN VILLAVERDE MARIN			
1			14:03:15.687
2	1:53.918	+1.083	14:05:09.605
3	1:54.466	+1.631	14:07:04.071
4	1:56.760	+3.925	14:09:00.831
5	1:54.726	+1.891	14:10:55.557
6	1:52.835		14:12:48.392
7	1:55.311	+2.476	14:14:43.703
8	1:55.713	+2.878	14:16:39.416
9	2:00.031	+7.196	14:18:39.447
10	2:04.330	+11.495	14:20:43.777

Lap	Lap Tm	Diff	Time of Day
(37) ALEJANDRO LOPEZ GADEA			
1			14:03:23.977
2	1:58.614	+1.960	14:05:22.591
3	1:58.382	+1.728	14:07:20.973
4	1:56.654		14:09:17.627
5	1:59.540	+2.886	14:11:17.167
6	1:57.617	+0.963	14:13:14.784
7	1:58.140	+1.486	14:15:12.924
8	1:59.419	+2.765	14:17:12.343
9	2:00.970	+4.316	14:19:13.313
10	1:59.498	+2.844	14:21:12.811

Lap	Lap Tm	Diff	Time of Day
(21) DIRK FUMADO ARASA			
1			14:03:26.624
2	1:58.113	+1.014	14:05:24.737
3	1:57.099		14:07:21.836
4	2:00.046	+2.947	14:09:21.882
5	1:58.848	+1.749	14:11:20.730
6	1:58.299	+1.200	14:13:19.029
7	1:59.521	+2.422	14:15:18.550
8	1:58.647	+1.548	14:17:17.197
9	1:58.992	+1.893	14:19:16.189
10	1:59.606	+2.507	14:21:15.795

Lap	Lap Tm	Diff	Time of Day
(39) YOEL LOPEZ MARTIN			
1			14:03:23.303
2	1:57.518		14:05:20.821
3	1:59.666	+2.148	14:07:20.487
4	2:00.268	+2.750	14:09:20.755
5	2:01.541	+4.023	14:11:22.296
6	2:00.562	+3.044	14:13:22.858
7	2:02.255	+4.737	14:15:25.113
8	2:02.746	+5.228	14:17:27.859
9	2:02.116	+4.598	14:19:29.975
10	2:00.842	+3.324	14:21:30.817

Lap	Lap Tm	Diff	Time of Day
(22) GUZMAN SANZ CALLEJA			
1			14:03:24.958
2	1:59.178		14:05:24.136
3	2:00.462	+1.284	14:07:24.598
4	2:00.546	+1.368	14:09:25.144
5	2:00.467	+1.289	14:11:25.611
6	2:00.241	+1.063	14:13:25.852
7	2:02.495	+3.317	14:15:28.347
8	2:01.434	+2.256	14:17:29.781
9	2:01.273	+2.095	14:19:31.054
10	2:07.254	+8.076	14:21:38.308

Lap	Lap Tm	Diff	Time of Day
(30) LUIS TELLO LAHOZ			
1			14:03:30.871
2	2:00.438	+2.450	14:05:31.309
3	1:59.965	+1.977	14:07:31.274
4	2:00.635	+2.647	14:09:31.909

Lap	Lap Tm	Diff	Time of Day
5	2:00.963	+2.975	14:11:32.872
6	2:06.557	+8.569	14:13:39.429
7	2:03.039	+5.051	14:15:42.468
8	2:01.177	+3.189	14:17:43.645
9	1:57.988		14:19:41.633
10	2:02.416	+4.428	14:21:44.049

Lap	Lap Tm	Diff	Time of Day
(80) FERNANDO BELLIDO PARDO			
1			14:03:28.789
2	2:00.776	+0.755	14:05:29.565
3	2:00.893	+0.872	14:07:30.458
4	2:00.021		14:09:30.479
5	2:00.917	+0.896	14:11:31.396
6	2:01.558	+1.537	14:13:32.954
7	2:04.180	+4.159	14:15:37.134
8	2:02.754	+2.733	14:17:39.888
9	2:01.026	+1.005	14:19:40.914
10	2:04.293	+4.272	14:21:45.207

Lap	Lap Tm	Diff	Time of Day
(55) VICTOR CHUECA GOMEZ			
1			14:03:29.744
2	2:01.026		14:05:30.770
3	2:05.002	+3.976	14:07:35.772
4	2:02.122	+1.096	14:09:37.894
5	2:03.241	+2.215	14:11:41.135
6	2:03.681	+2.655	14:13:44.816
7	2:01.035	+0.009	14:15:45.851
8	2:03.125	+2.099	14:17:48.976
9	2:01.336	+0.310	14:19:50.312
10	2:05.013	+3.987	14:21:55.325

Lap	Lap Tm	Diff	Time of Day
(70) DAVID ULLATE SANJUAN			
1			14:03:37.933
2	2:03.785	+1.708	14:05:41.718
3	2:02.198	+0.121	14:07:43.916
4	2:03.544	+1.467	14:09:47.460
5	2:03.831	+1.754	14:11:51.291
6	2:02.148	+0.071	14:13:53.439
7	2:02.077		14:15:55.516
8	2:04.410	+2.333	14:17:59.926
9	2:05.872	+3.795	14:20:05.798
10	2:12.675	+10.598	14:22:18.473

Lap	Lap Tm	Diff	Time of Day
(36) ALBERTO RODRIGUEZ SERRANO			
1			14:03:25.865
2	2:08.461	+6.069	14:05:34.326
3	2:05.313	+2.921	14:07:39.639
4	2:02.936	+0.544	14:09:42.575
5	2:02.463	+0.071	14:11:45.038
6	2:02.392		14:13:47.430
7	2:04.199	+1.807	14:15:51.629
8	2:06.655	+4.263	14:17:58.284
9	2:11.076	+8.684	14:20:09.360
10	2:10.907	+8.515	14:22:20.267

Lap	Lap Tm	Diff	Time of Day
(48) SAMUEL FERRANDO GALEANO			
1			14:03:35.294
2	2:04.156		14:05:39.450
3	2:05.486	+1.330	14:07:44.936
4	2:04.322	+0.166	14:09:49.258
5	2:05.591	+1.435	14:11:54.849
6	2:05.456	+1.300	14:14:00.305
7	2:06.295	+2.139	14:16:06.600
8	2:06.196	+2.040	14:18:12.796
9	2:04.390	+0.234	14:20:17.186
10	2:05.577	+1.421	14:22:22.763

Lap	Lap Tm	Diff	Time of Day
(94) CRISTIAN PEROMARTA BADIA			
1			14:03:35.846
2	2:04.629	+1.246	14:05:40.475
3	2:05.920	+2.537	14:07:46.395
4	2:06.236	+2.853	14:09:52.631
5	2:03.383		14:11:56.014
6	2:04.809	+1.426	14:14:00.823
7	2:06.958	+3.575	14:16:07.781
8	2:05.210	+1.827	14:18:12.991
9	2:05.049	+1.666	14:20:18.040
10	2:06.832	+3.449	14:22:24.872

Lap	Lap Tm	Diff	Time of Day
(40) JOSE LUIS DAUDEN SERRA			
1			14:03:40.174
2	2:07.178	+3.400	14:05:47.352
3	2:03.778		14:07:51.130
4	2:04.544	+0.766	14:09:55.674
5	2:04.669	+0.891	14:12:00.343
6	2:05.524	+1.746	14:14:05.867
7	2:06.612	+2.834	14:16:12.479
8	2:04.419	+0.641	14:18:16.898
9	2:05.747	+1.969	14:20:22.645
10	2:07.406	+3.628	14:22:30.051

Lap	Lap Tm	Diff	Time of Day
(38) VICTOR M SEGURA GARCIA			
1			14:03:33.233
2	2:03.364	+0.290	14:05:36.597
3	2:05.002	+1.928	14:07:41.599
4	2:03.074		14:09:44.673
5	2:05.696	+2.622	14:11:50.369
6	2:09.495	+6.421	14:13:59.864
7	2:11.972	+8.898	14:16:11.836
8	2:08.107	+5.033	14:18:19.943
9	2:07.792	+4.718	14:20:27.735
10	2:08.684	+5.610	14:22:36.419

Lap	Lap Tm	Diff	Time of Day
(72) EVELIO YUSTA MARTINEZ			
1			14:03:32.179
2	2:04.998	+0.812	14:05:37.177
3	2:05.520	+1.334	14:07:42.697
4	2:04.186		14:09:46.883
5	2:07.380	+3.194	14:11:54.263
6	2:10.347	+6.161	14:14:04.610
7	2:11.018	+6.832	14:16:15.628
8	2:10.978	+6.792	14:18:26.606
9	2:09.855	+5.669	14:20:36.461
10	2:08.126	+3.940	14:22:44.587

Lap	Lap Tm	Diff	Time of Day
(43) JORGE GALI HERNANDEZ			
1			14:03:34.518
2	2:03.773		14:05:38.291
3	2:07.680	+3.907	14:07:45.971
4	2:05.870	+2.097	14:09:51.841
5	2:11.397	+7.624	14:12:03.238
6	2:08.881	+5.108	14:14:12.119
7	2:08.969	+5.196	14:16:21.088
8	2:07.437	+3.664	14:18:28.525
9	2:10.025	+6.252	14:20:38.550
10	2:09.003	+5.230	14:22:47.553

Lap	Lap Tm	Diff	Time of Day
(5) RICARDO RAUFAST PARDO			
1			14:03:37.434
2	2:08.771		14:05:46.205
3	2:08.997	+0.226	14:07:55.202
4	2:11.285	+2.514	14:10:06.487

Jefe de cronometraje
Director de Carrera





Calanda, Campeonato de Aragón MX

MX 2

Calanda 1,500 km

Segunda Manga

11/04/2010 13:50

Carrera (15:00 y 2 Vueltas) iniciado a 14:01:18

Lap	Lap Tm	Diff	Time of Day
5	2:09.145	+0.374	14:12:15.632
6	2:09.908	+1.137	14:14:25.540
7	2:12.415	+3.644	14:16:37.955
8	2:15.040	+6.269	14:18:52.995
9	2:13.333	+4.562	14:21:06.328

(76) ALBERTO CIRIA ESPEJA

1			14:03:44.282
2	2:09.457		14:05:53.739
3	2:10.906	+1.449	14:08:04.645
4	2:10.633	+1.176	14:10:15.278
5	2:15.601	+6.144	14:12:30.879
6	2:17.013	+7.556	14:14:47.892
7	2:17.251	+7.794	14:17:05.143
8	2:20.121	+10.664	14:19:25.264
9	2:16.328	+6.871	14:21:41.592

(46) VICTOR URZAY BAQUERO

1			14:03:43.285
2	2:09.664		14:05:52.949
3	2:10.623	+0.959	14:08:03.572
4	2:10.678	+1.014	14:10:14.250
5	2:09.752	+0.088	14:12:24.002
6	2:13.091	+3.427	14:14:37.093
7	2:14.871	+5.207	14:16:51.964
8	2:32.916	+23.252	14:19:24.880
9	2:17.254	+7.590	14:21:42.134

(17) JAVIER PITARQUE TORRES

1			14:03:56.691
2	2:14.483	+4.715	14:06:11.174
3	2:11.195	+1.427	14:08:22.369
4	2:12.325	+2.557	14:10:34.694
5	2:09.768		14:12:44.462
6	2:11.605	+1.837	14:14:56.067
7	2:14.043	+4.275	14:17:10.110
8	2:16.485	+6.717	14:19:26.595
9	2:17.732	+7.964	14:21:44.327

(32) LORENZO GREGORIO GABARRE

1			14:03:47.341
2	2:12.145		14:05:59.486
3	2:19.350	+7.205	14:08:18.836
4	2:13.697	+1.552	14:10:32.533
5	2:12.887	+0.742	14:12:45.420
6	2:18.089	+5.944	14:15:03.509
7	2:13.286	+1.141	14:17:16.795
8	2:16.282	+4.137	14:19:33.077
9	2:13.722	+1.577	14:21:46.799

(199) MAIKEL CALVO CARRERO

1			14:03:49.944
2	2:12.937	+0.552	14:06:02.881
3	2:18.744	+6.359	14:08:21.625
4	2:12.385		14:10:34.010
5	2:17.065	+4.680	14:12:51.075
6	2:13.113	+0.728	14:15:04.188
7	2:13.838	+1.453	14:17:18.026
8	2:15.761	+3.376	14:19:33.787
9	2:15.915	+3.530	14:21:49.702

(19) ALBERTO JIMENEZ SANATCRUZ

1			14:03:50.661
2	2:14.143		14:06:04.804
3	2:29.495	+15.352	14:08:34.299
4	2:21.593	+7.450	14:10:55.892

Lap	Lap Tm	Diff	Time of Day
5	2:18.816	+4.673	14:13:14.708
6	2:17.239	+3.096	14:15:31.947
7	2:19.717	+5.574	14:17:51.664
8	2:17.099	+2.956	14:20:08.763
9	2:20.469	+6.326	14:22:29.232

(95) VICTOR MORENO ARROYO

1			14:03:54.798
2	2:17.145		14:06:11.943
3	2:20.412	+3.267	14:08:32.355
4	2:22.346	+5.201	14:10:54.701
5	2:24.316	+7.171	14:13:19.017
6	2:23.124	+5.979	14:15:42.141
7	2:26.830	+9.685	14:18:08.971
8	2:28.558	+11.413	14:20:37.529

(8) ARTURO GASCON ZAPATA

1			14:03:48.415
2	2:12.992		14:06:01.407
3	2:55.437	+42.445	14:08:56.844
4	2:26.263	+13.271	14:11:23.107
5	2:24.677	+11.685	14:13:47.784
6	2:31.809	+18.817	14:16:19.593
7	2:29.746	+16.754	14:18:49.339
8	2:27.003	+14.011	14:21:16.342

(191) RUBEN SANCHEZ MARTIN

1			14:03:56.114
2	2:28.117	+3.463	14:06:24.231
3	2:24.654		14:08:48.885
4	2:26.895	+2.241	14:11:15.780
5	2:30.460	+5.806	14:13:46.240
6	2:29.069	+4.415	14:16:15.309
7	2:35.039	+10.385	14:18:50.348
8	2:30.374	+5.720	14:21:20.722

(82) FERNANDO OLIVAN FERNANDEZ

1			14:03:51.722
2	2:18.304		14:06:10.026
3	2:23.129	+4.825	14:08:33.155
4	2:22.066	+3.762	14:10:55.221
5	2:24.261	+5.957	14:13:19.482
6	2:22.934	+4.630	14:15:42.416
7	3:56.164	+1:37.860	14:19:38.580
8	2:36.097	+17.793	14:22:14.677

(35) SANTOS PRADO CORRALES


1			14:03:40.792
2	2:07.254	+1.672	14:05:48.046
3	2:07.538	+1.956	14:07:55.584
4	2:07.712	+2.130	14:10:03.296
5	2:05.582		14:12:08.878
6	2:07.178	+1.596	14:14:16.056
7	2:07.973	+2.391	14:16:24.029

(139) HECTOR SANCHEZ MARTIN

1			14:03:59.442
2	2:25.911		14:06:25.353
3	2:26.092	+0.181	14:08:51.445
4	2:30.598	+4.687	14:11:22.043
5	2:31.273	+5.362	14:13:53.316
6	2:40.630	+14.719	14:16:33.946

(24) SERGIO PUYUELO BESCOS

1			14:03:58.388
2	2:21.469		14:06:19.857



Jefe de cronometraje
Director de Carrera



Orbits

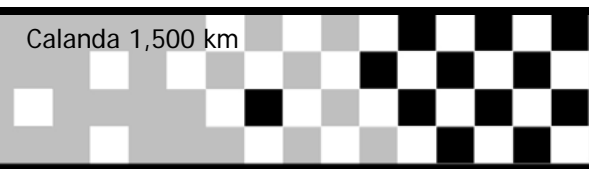


Calanda, Campeonato de Aragón MX

MX 2

Calanda 1,500 km

Final MX2



Pos.	Nº	Nombre	Total puntos	1ªM	2ªM	Marca	Club
MX-2-JN							
1	31	ADRIAN VILLAVERDE MARIN	50	25	25	KAWASAKI	Mc. Zuera
2	55	VICTOR CHUECA GOMEZ	44	22	22	HONDA	C.M. Epila
3	48	SAMUEL FERRANDO GALEANO	40	20	20	HONDA	Pm. Oscense
4	94	CRISTIAN PEROMARTA BADIA	36	18	18	YAMAHA	Esc. Villa de Alagón
5	40	JOSE LUIS DAUDEN SERRA	32	16	16	KAWASAKI	Mc Amposta
6	5	RICARDO RAUFAST PARDO	29	15	14	KAWASAKI	Mc. Zuera
7	38	VICTOR M SEGURA GARCIA	28	13	15	KAWASAKI	MC Morella
8	46	VICTOR URZAY BAQUERO	25	12	13	HONDA	A.D. Aragon Sport
9	17	JAVIER PITARQUE TORRES	23	11	12	YAMAHA	Mc. Bajo Aragón
10	32	LORENZO GREGORIO GABARRE	20	9	11	YAMAHA	Pm. Oscense
11	199	MAIKEL CALVO CARRERO	20	10	10	TM	Mc. Salvador
12	95	VICTOR MORENO ARROYO	16	8	8	KAWASAKI	Tauste Mc.
13	19	ALBERTO JIMENEZ SANATCRUZ	15	6	9	YAMAHA	R.T.S.
14	8	ARTURO GASCON ZAPATA	14	7	7	KAWASAKI	Esc. R.T.S.
15	35	SANTOS PRADO CORRALES	14	14	0	YAMAHA	Mc. Cerro Blanco
16	191	RUBEN SANCHEZ MARTIN	10	4	6	HONDA	Independiente
17	82	FERNANDO OLIVAN FERNANDEZ	10	5	5	SIN MARCA	Mc. Zuera
18	139	HECTOR SANCHEZ MARTIN	3	3	0	HONDA	Independiente
19	24	SERGIO PUYUELO BESCOS	2	2	0	HONDA	Pm. Oscense
MX-2-SN							
1	37	ALEJANDRO LOPEZ GADEA	47	22	25	TM	Tauste Mc.
2	21	DIRK FUMADO ARASA	42	20	22	SIN MARCA	Mc Amposta
3	30	LUIS TELLO LAHOZ	34	18	16	YAMAHA	Mc. Bajo Aragón
4	39	YOEL LOPEZ MARTIN	32	12	20	KAWASAKI	Mc. Villa de Utrillas
5	22	GUZMAN SANZ CALLEJA	31	13	18	SUZUKI	Sinesponsor Racing
6	70	DAVID ULLATE SANJUAN	30	16	14	YAMAHA	
7	80	FERNANDO BELLIDO PARDO	29	14	15	KAWASAKI	Tauste Mc.
8	36	ALBERTO RODRIGUEZ SERRANO	28	15	13	KTM	Mc. Calatayud
9	99	ANDRES BERNADAUS VILLANUA	25	25	0	HONDA	C.M. Epila
10	72	EVELIO YUSTA MARTINEZ	23	11	12	SUZUKI	Esc. R.T.S.
11	43	JORGE GALI HERNANDEZ	21	10	11	SUZUKI	
12	76	ALBERTO CIRIA ESPEJA	19	9	10	SIN MARCA	Esc. R.T.S.

Jefe de cronometraje

Director de Carrera

www.sport-adventure.net

Impresos: 11/04/2010 14:32:19

Orbite





Calanda, Campeonato de Aragón MX

Clasificado por mejor tiempo de vuelta

MX Alevin/Promesas

Calanda 1,500 km

Entrenos Oficiales

11/04/2010 10:05

Clasificación (15:00 Tiempo) iniciado a 10:53:08

Pos.	N°	Nombre	Mejor Tm	Dif. resp. 1°	En Vuelta	Marca	Club
1	90	JON IRIAQUEZ SANPEDRO	2:01.047		5	KAWASAKI	
2	96	ALEJANDRO SERRANO GOTOR	2:01.725	0.678	5	KTM	Mc Segre
3	12	ORIO CASAS CERVERA	2:04.120	3.073	3	SWM	Mc Segre
4	94	JULEN UTERGA RODRIGO	2:07.904	6.857	4	KTM	Mc. Navarra
5	22	MICHEL GARCIA CAÑAS	2:12.685	11.638	4	YAMAHA	Mc. Villa de Utrillas
6	25	JUAN MANUEL ARIÑO CARRILLO	2:13.964	12.917	5	YAMAHA	Mc. Bajo Aragón
7	13	GUILLERMO HUERTA IRANZO	2:27.421	26.374	6	KTM	Sinesponsor Racing
8	23	JUAN MUÑOZ DE LA PEÑA VICENTE	2:27.671	26.624	2	KAWASAKI	Pm. Oscense
9	9	GARIKOITZ ORTIZ DE V. REDONDO	2:33.227	32.180	6	SUZUKI	Gernika Off road
10	99	JOSE MARIA ABELLAN GIL	2:36.586	35.539	2	HONDA	Sinesponsor Racing
11	4	MIGUEL ANGEL LARREN NEVES	4:19.648	2:18.601	3	YAMAHA	Mc. Calatayud

Jefe de cronometraje

Director de Carrera

www.sport-adventure.net

Impresos: 11/04/2010 11:12:10





Calanda, Campeonato de Aragón MX

MX Alevin/Promesas

Calanda 1,500 km

Entrenos Oficiales

11/04/2010 10:05

Clasificación (15:00 Tiempo) iniciado a 10:53:08

Lap	Lap Tm	Diff	Time of Day
(90) JON IRIARQUEZ SANPEDRO			
1			10:55:23.187
2	2:05.767	+4.720	10:57:28.954
3	2:05.756	+4.709	10:59:34.710
4	3:20.912	+1:19.865	11:02:55.622
5	2:01.047		11:04:56.669
6	2:02.160	+1.113	11:06:58.829
7	2:02.979	+1.932	11:09:01.808

Lap	Lap Tm	Diff	Time of Day
(96) ALEJANDRO SERRANO GOTOR			
1			10:55:47.226
2	2:07.370	+5.645	10:57:54.596
3	2:06.365	+4.640	11:00:00.961
4	2:02.441	+0.716	11:02:03.402
5	2:01.725		11:04:05.127
6	2:02.956	+1.231	11:06:08.083
7	2:42.384	+40.659	11:08:50.467

Lap	Lap Tm	Diff	Time of Day
(12) ORIOL CASAS CERVERA			
1			10:55:32.666
2	2:05.148	+1.028	10:57:37.814
3	2:04.120		10:59:41.934
4	2:04.321	+0.201	11:01:46.255
5	2:06.009	+1.889	11:03:52.264
6	2:16.576	+12.456	11:06:08.840
7	2:35.374	+31.254	11:08:44.214

Lap	Lap Tm	Diff	Time of Day
(94) JULEN UTERGA RODRIGO			
1			10:55:25.572
2	2:10.708	+2.804	10:57:36.280
3	2:39.657	+31.753	11:00:15.937
4	2:07.904		11:02:23.841
5	2:08.145	+0.241	11:04:31.986
6	2:09.735	+1.831	11:06:41.721
7	2:09.287	+1.383	11:08:51.008

Lap	Lap Tm	Diff	Time of Day
(22) MICHEL GARCIA CAÑAS			
1			10:55:36.086
2	2:17.887	+5.202	10:57:53.973
3	2:16.075	+3.390	11:00:10.048
4	2:12.685		11:02:22.733
5	2:15.091	+2.406	11:04:37.824
6	4:17.252	+2:04.567	11:08:55.076

Lap	Lap Tm	Diff	Time of Day
(25) JUAN MANUEL ARIÑO CARRILLO			
1			10:55:37.592
2	4:47.417	+2:33.453	11:00:25.009
3	2:14.512	+0.548	11:02:39.521
4	2:20.299	+6.335	11:04:59.820
5	2:13.964		11:07:13.784

Lap	Lap Tm	Diff	Time of Day
(13) GUILLERMO HUERTA IRANZO			
1			10:55:44.275
2	2:29.849	+2.428	10:58:14.124
3	2:29.625	+2.204	11:00:43.749
4	2:29.319	+1.898	11:03:13.068
5	3:48.777	+1:21.356	11:07:01.845
6	2:27.421		11:09:29.266

Lap	Lap Tm	Diff	Time of Day
(23) JUAN MUÑOZ DE LA PEÑA VICENTE			
1			10:56:28.561
2	2:27.671		10:58:56.232
3	2:35.120	+7.449	11:01:31.352
4	2:31.047	+3.376	11:04:02.399
5	5:03.771	+2:36.100	11:09:06.170

Lap	Lap Tm	Diff	Time of Day
(9) GARIKOITZ ORTIZ DE V. REDONDO			
1			10:56:10.156
2	2:38.307	+5.080	10:58:48.463
3	2:40.189	+6.962	11:01:28.652
4	2:39.502	+6.275	11:04:08.154
5	2:58.609	+25.382	11:07:06.763
6	2:33.227		11:09:39.990

Lap	Lap Tm	Diff	Time of Day
(99) JOSE MARIA ABELLAN GIL			
1			10:56:12.752
2	2:36.586		10:58:49.338
3	2:41.234	+4.648	11:01:30.572
4	3:51.341	+1:14.755	11:05:21.913

Lap	Lap Tm	Diff	Time of Day
(4) MIGUEL ANGEL LARREN NEVES			
1			10:58:09.600
2	5:06.317	+46.669	11:03:15.917
3	4:19.648		11:07:35.565
4	4:21.347	+1.699	11:11:56.912

Jefe de cronometraje

Director de Carrera

www.sport-adventure.net

Impresos: 11/04/2010 12:09:51





Calanda, Campeonato de Aragón MX

Clasificado por vueltas

MX Alevin/Promesas

Calanda 1,500 km

Primera Manga

11/04/2010 11:40

Carrera (10:00 y 2 Vueltas) iniciado a 12:23:07

Pos.	N°	Nombre	Vlt.	Dif. 1°	Total T°	Mejor Tm	Club	Marca
Alevin								
1	9	GARIKOITZ ORTIZ DE V. REDONDO	6		16:26.374	2:39.938	Gernika Off road	SUZUKI
2	4	MIGUEL ANGEL LARREN NEVES	4	2 Vueltas	17:10.198	4:01.473	Mc. Calatayud	YAMAHA
Prom-Cad								
1	96	ALEJANDRO SERRANO GOTOR	7		14:30.796	2:01.963	Mc Segre	KTM
2	90	JON IRIAQUEZ SANPEDRO	7	4.244	14:35.040	2:02.293		KAWASAKI
3	94	JULEN UTERGA RODRIGO	7	19.837	14:50.633	2:04.197	Mc. Navarra	KTM
4	22	MICHEL GARCIA CAÑAS	7	2:08.253	16:39.049	2:19.548	Mc. Villa de Utrillas	YAMAHA
5	13	GUILLERMO HUERTA IRANZO	6	1 Vuelta	15:35.388	2:27.464	Sinesponsor Racing	KTM
Prom-Juv								
1	12	ORIO CASAS CERVERA	7		14:51.688	2:05.678	Mc Segre	SWM
2	25	JUAN MANUEL ARIÑO CARRILLO	7	1:32.724	16:24.412	2:16.761	Mc. Bajo Aragón	YAMAHA
3	23	JUAN MUÑOZ DE LA PEÑA VICENTE	6	1 Vuelta	15:30.241	2:26.899	Pm. Oscense	KAWASAKI
No clasificado								
NT	99	JOSE MARIA ABELLAN GIL	3	NT	9:50.895	2:36.119	Sinesponsor Racing	HONDA

Margin of Victory	Avg. Speed	Best Lap Tm	Best Spd	Best Lap by
4.244	43,409	2:01.963	44,276	96 - ALEJANDRO SERRANO GOT

Jefe de cronometraje

Orbits

Director de Carrera

www.sport-adventure.net

Impresos: 11/04/2010 12:41:53





Calanda, Campeonato de Aragón MX

MX Alevin/Promesas

Calanda 1,500 km

Primera Manga

11/04/2010 11:40

Carrera (10:00 y 2 Vueltas) iniciado a 12:23:07

Lap	Lap Tm	Diff	Time of Day
(96) ALEJANDRO SERRANO GOTOR			
1			12:25:13.235
2	2:01.963		12:27:15.198
3	2:03.036	+1.073	12:29:18.234
4	2:04.272	+2.309	12:31:22.506
5	2:07.583	+5.620	12:33:30.089
6	2:04.306	+2.343	12:35:34.395
7	2:04.111	+2.148	12:37:38.506

Lap	Lap Tm	Diff	Time of Day
(90) JON IRIARQUEZ SANPEDRO			
1			12:25:23.090
2	2:04.556	+2.263	12:27:27.646
3	2:03.132	+0.839	12:29:30.778
4	2:02.589	+0.296	12:31:33.367
5	2:02.293		12:33:35.660
6	2:03.535	+1.242	12:35:39.195
7	2:03.555	+1.262	12:37:42.750

Lap	Lap Tm	Diff	Time of Day
(94) JULEN UTERGA RODRIGO			
1			12:25:18.978
2	2:06.478	+2.281	12:27:25.456
3	2:04.197		12:29:29.653
4	2:07.828	+3.631	12:31:37.481
5	2:06.502	+2.305	12:33:43.983
6	2:06.931	+2.734	12:35:50.914
7	2:07.429	+3.232	12:37:58.343

Lap	Lap Tm	Diff	Time of Day
(12) ORIOL CASAS CERVERA			
1			12:25:19.976
2	2:06.481	+0.803	12:27:26.457
3	2:06.336	+0.658	12:29:32.793
4	2:07.487	+1.809	12:31:40.280
5	2:05.678		12:33:45.958
6	2:06.315	+0.637	12:35:52.273
7	2:07.125	+1.447	12:37:59.398

Lap	Lap Tm	Diff	Time of Day
(25) JUAN MANUEL ARIÑO CARRILLO			
1			12:25:33.049
2	2:16.761		12:27:49.810
3	2:18.489	+1.728	12:30:08.299
4	2:20.654	+3.893	12:32:28.953
5	2:20.481	+3.720	12:34:49.434
6	2:19.550	+2.789	12:37:08.984
7	2:23.138	+6.377	12:39:32.122

Lap	Lap Tm	Diff	Time of Day
(22) MICHEL GARCIA CAÑAS			
1			12:25:35.998
2	2:20.014	+0.466	12:27:56.012
3	2:20.790	+1.242	12:30:16.802
4	2:19.548		12:32:36.350
5	2:22.640	+3.092	12:34:58.990
6	2:22.181	+2.633	12:37:21.171
7	2:25.588	+6.040	12:39:46.759

Lap	Lap Tm	Diff	Time of Day
(23) JUAN MUÑOZ DE LA PEÑA VICENTE			
1			12:25:47.343
2	2:26.899		12:28:14.242
3	2:31.263	+4.364	12:30:45.505
4	2:30.771	+3.872	12:33:16.276
5	2:33.921	+7.022	12:35:50.197
6	2:47.754	+20.855	12:38:37.951

Lap	Lap Tm	Diff	Time of Day
(13) GUILLERMO HUERTA IRANZO			
1			12:25:45.585
2	2:27.464		12:28:13.049

Lap	Lap Tm	Diff	Time of Day
3	2:31.736	+4.272	12:30:44.785
4	2:30.117	+2.653	12:33:14.902
5	2:33.886	+6.422	12:35:48.788
6	2:54.310	+26.846	12:38:43.098

Lap	Lap Tm	Diff	Time of Day
(9) GARIKOITZ ORTIZ DE V. REDONDO			
1			12:25:54.965
2	2:39.938		12:28:34.903
3	2:43.479	+3.541	12:31:18.382
4	2:45.333	+5.395	12:34:03.715
5	2:44.797	+4.859	12:36:48.512
6	2:45.572	+5.634	12:39:34.084

Lap	Lap Tm	Diff	Time of Day
(4) MIGUEL ANGEL LARREN NEVES			
1			12:27:15.100
2	4:41.151	+39.678	12:31:56.251
3	4:01.473		12:35:57.724
4	4:20.184	+18.711	12:40:17.908

Lap	Lap Tm	Diff	Time of Day
(99) JOSE MARIA ABELLAN GIL			
1			12:26:00.517
2	2:36.119		12:28:36.636
3	4:21.969	+1:45.850	12:32:58.605

Jefe de cronometraje

Director de Carrera

www.sport-adventure.net

Impresos: 11/04/2010 12:42:18



**Calanda, Campeonato de Aragón MX****Clasificado por vueltas**

MX Alevin/Promesas

Calanda 1,500 km

Segunda Manga

11/04/2010 13:25

Carrera (10:00 y 2 Vueltas) iniciado a 14:43:51

Pos.	Nº	Nombre	Vlt.	Dif. 1º	Total Tº	Mejor Tm	Club	Marca
Alevin								
1	9	GARIKOITZ ORTIZ DE V. REDONDO	6		16:05.498	2:34.566	Gernika Off road	SUZUKI
2	4	MIGUEL ANGEL LARREN NEVES	4	2 Vueltas	17:16.245	4:13.029	Mc. Calatayud	YAMAHA
Prom-Cad								
1	96	ALEJANDRO SERRANO GOTOR	7		14:41.353	2:02.112	Mc Segre	KTM
2	90	JON IRIAQUEZ SANPEDRO	7	23.210	15:04.563	2:03.411		KAWASAKI
3	94	JULEN UTERGA RODRIGO	7	34.188	15:15.541	2:05.424	Mc. Navarra	KTM
4	22	MICHEL GARCIA CAÑAS	7	1:38.012	16:19.365	2:15.950	Mc. Villa de Utrillas	YAMAHA
No clasificado								
NT	13	GUILLERMO HUERTA IRANZO	3	NT	8:00.069	2:42.424	Sinesponsor Racing	KTM
Prom-Juv								
1	12	ORIOL CASAS CERVERA	7		14:43.747	2:02.838	Mc Segre	SWM
2	25	JUAN MANUEL ARIÑO CARRILLO	7	1:32.768	16:16.515	2:14.869	Mc. Bajo Aragón	YAMAHA
3	23	JUAN MUÑOZ DE LA PEÑA VICENTE	6	1 Vuelta	15:10.542	2:27.012	Pm. Oscense	KAWASAKI
4	99	JOSE MARIA ABELLAN GIL	5	2 Vueltas	15:25.676	2:36.702	Sinesponsor Racing	HONDA

Margin of Victory	Avg. Speed	Best Lap Tm	Best Spd	Best Lap by
2.394	42,889	2:02.112	44,222	96 - ALEJANDRO SERRANO GOT

Jefe de cronometraje

Orbits

Director de Carrera

www.sport-adventure.net

Impresos: 11/04/2010 15:01:45





Calanda, Campeonato de Aragón MX

MX Alevin/Promesas

Calanda 1,500 km

Segunda Manga

11/04/2010 13:25

Carrera (10:00 y 2 Vueltas) iniciado a 14:43:51

Lap	Lap Tm	Diff	Time of Day
(96) ALEJANDRO SERRANO GOTOR			
1			14:46:00.453
2	2:02.355	+0.243	14:48:02.808
3	2:02.112		14:50:04.920
4	2:02.876	+0.764	14:52:07.796
5	2:03.977	+1.865	14:54:11.773
6	2:05.871	+3.759	14:56:17.644
7	2:15.068	+12.956	14:58:32.712

Lap	Lap Tm	Diff	Time of Day
(12) ORIOL CASAS CERVERA			
1			14:46:02.236
2	2:04.301	+1.463	14:48:06.537
3	2:02.838		14:50:09.375
4	2:04.125	+1.287	14:52:13.500
5	2:05.515	+2.677	14:54:19.015
6	2:07.294	+4.456	14:56:26.309
7	2:08.797	+5.959	14:58:35.106

Lap	Lap Tm	Diff	Time of Day
(90) JON IRIARQUEZ SANPEDRO			
1			14:46:04.427
2	2:05.254	+1.843	14:48:09.681
3	2:07.231	+3.820	14:50:16.912
4	2:03.704	+0.293	14:52:20.616
5	2:03.411		14:54:24.027
6	2:26.204	+22.793	14:56:50.231
7	2:05.691	+2.280	14:58:55.922

Lap	Lap Tm	Diff	Time of Day
(94) JULEN UTERGA RODRIGO			
1			14:46:07.850
2	2:05.424		14:48:13.274
3	2:05.569	+0.145	14:50:18.843
4	2:06.103	+0.679	14:52:24.946
5	2:14.112	+8.688	14:54:39.058
6	2:10.363	+4.939	14:56:49.421
7	2:17.479	+12.055	14:59:06.900

Lap	Lap Tm	Diff	Time of Day
(25) JUAN MANUEL ARIÑO CARRILLO			
1			14:46:15.609
2	2:18.275	+3.406	14:48:33.884
3	2:20.337	+5.468	14:50:54.221
4	2:21.147	+6.278	14:53:15.368
5	2:18.870	+4.001	14:55:34.238
6	2:18.767	+3.898	14:57:53.005
7	2:14.869		15:00:07.874

Lap	Lap Tm	Diff	Time of Day
(22) MICHEL GARCIA CAÑAS			
1			14:46:21.367
2	2:21.675	+5.725	14:48:43.042
3	2:20.461	+4.511	14:51:03.503
4	2:17.259	+1.309	14:53:20.762
5	2:15.950		14:55:36.712
6	2:17.598	+1.648	14:57:54.310
7	2:16.414	+0.464	15:00:10.724

Lap	Lap Tm	Diff	Time of Day
(23) JUAN MUÑOZ DE LA PEÑA VICENTE			
1			14:46:24.635
2	2:27.012		14:48:51.647
3	2:32.429	+5.417	14:51:24.076
4	2:30.084	+3.072	14:53:54.160
5	2:31.537	+4.525	14:56:25.697
6	2:36.204	+9.192	14:59:01.901


Lap	Lap Tm	Diff	Time of Day
(9) GARIKOITZ ORTIZ DE V. REDONDO			
1			14:46:36.270
2	2:37.666	+3.100	14:49:13.936

Lap	Lap Tm	Diff	Time of Day
3	2:34.566		14:51:48.502
4	2:38.906	+4.340	14:54:27.408
5	2:44.137	+9.571	14:57:11.545
6	2:45.312	+10.746	14:59:56.857

Lap	Lap Tm	Diff	Time of Day
(99) JOSE MARIA ABELLAN GIL			
1			14:46:40.375
2	2:36.795	+0.093	14:49:17.170
3	2:36.702		14:51:53.872
4	2:42.156	+5.454	14:54:36.028
5	4:41.007	+2:04.305	14:59:17.035

Lap	Lap Tm	Diff	Time of Day
(4) MIGUEL ANGEL LARREN NEVES			
1			14:48:02.778
2	4:13.029		14:52:15.807
3	4:37.621	+24.592	14:56:53.428
4	4:14.176	+1.147	15:01:07.604

Lap	Lap Tm	Diff	Time of Day
(13) GUILLERMO HUERTA IRANZO			
1			14:46:26.260
2	2:42.424		14:49:08.684
3	2:42.744	+0.320	14:51:51.428



Jefe de cronometraje
Director de Carrera





Calanda, Campeonato de Aragón MX

MX Alevin/Promesas

Calanda 1,500 km

Final Alevin/Promesas

Pos.	Nº	Nombre	Total puntos	1ªM	2ªM	Marca	Club
Alevin							
1	9	GARIKOITZ ORTIZ DE V. REDONDO	50	25	25	SUZUKI	Gernika Off road
2	4	MIGUEL ANGEL LARREN NEVES	44	22	22	YAMAHA	Mc. Calatayud
Prom-Cad							
1	96	ALEJANDRO SERRANO GOTOR	50	25	25	KTM	Mc Segre
2	90	JON IRIAQUEZ SANPEDRO	44	22	22	KAWASAKI	
3	94	JULEN UTERGA RODRIGO	40	20	20	KTM	Mc. Navarra
4	22	MICHEL GARCIA CAÑAS	36	18	18	YAMAHA	Mc. Villa de Utrillas
5	13	GUILLERMO HUERTA IRANZO	16	16	0	KTM	Sinesponsor Racing
Prom-Juv							
1	12	ORIO CASAS CERVERA	50	25	25	SWM	Mc Segre
2	25	JUAN MANUEL ARIÑO CARRILLO	44	22	22	YAMAHA	Mc. Bajo Aragón
3	23	JUAN MUÑOZ DE LA PEÑA VICENTE	40	20	20	KAWASAKI	Pm. Oscense
4	99	JOSE MARIA ABELLAN GIL	18	0	18	HONDA	Sinesponsor Racing

Jefe de cronometraje

Director de Carrera

www.sport-adventure.net

Impresos: 11/04/2010 15:02:41





Calanda, Campeonato de Aragón MX

Clasificado por mejor tiempo de vuelta

MX Clasicas

Calanda 1,500 km

Entrenos Oficiales

11/04/2010 09:50

Clasificación (10:00 Tiempo) iniciado a 10:41:01

Pos.	N°	Nombre	Mejor Tm	Dif. resp. 1°	En Vuelta	Marca	Club
1	222	JESUS HERRERO CATALAN	2:16.217		2	MONTESA	C.M. Alcañiz
2	15	ANTONIO PEREZ CUEN	2:18.080	1.863	2	BULTACO	Esc. R.T.S.
3	86	JAUME LLOP SERRA	2:19.820	3.603	5	BULTACO	Bultaco S.C.
4	42	AGUSTI DURO VALLS	2:20.346	4.129	4	MONTESA	Mc Segre
5	7	ALBERTO MARZAL LAZARO	2:23.835	7.618	4	SIN MARCA	Mc. Zuera
6	23	CESAR ULIAQUE PINA	2:36.889	20.672	4	MONTESA	Correcaminos Mc.
7	68	JOSE A. JIMENEZ FERNANDEZ	2:38.076	21.859	2	BULTACO	
8	61	JESUS ULLATE BURGOS	2:46.277	30.060	4	SUZUKI	

Jefe de cronometraje

Director de Carrera

www.sport-adventure.net

Impresos: 11/04/2010 10:53:21





Calanda, Campeonato de Aragón MX

MX Clasicas

Calanda 1,500 km

Entrenos Oficiales

11/04/2010 09:50

Clasificación (10:00 Tiempo) iniciado a 10:41:01

Lap	Lap Tm	Diff	Time of Day
(222) JESUS HERRERO CATALAN			
1			10:43:43.038
2	2:16.217		10:45:59.255
3	2:52.664	+36.447	10:48:51.919
4	2:20.004	+3.787	10:51:11.923

(15) ANTONIO PEREZ CUEN			
1			10:43:27.809
2	2:18.080		10:45:45.889

(86) JAUME LLOP SERRA			
1			10:43:24.586
2	2:19.971	+0.151	10:45:44.557
3	2:20.357	+0.537	10:48:04.914
4	2:19.882	+0.062	10:50:24.796
5	2:19.820		10:52:44.616

(42) AGUSTI DURO VALLS			
1			10:44:08.354
2	2:32.292	+11.946	10:46:40.646
3	2:22.916	+2.570	10:49:03.562
4	2:20.346		10:51:23.908

(7) ALBERTO MARZAL LAZARO			
1			10:43:58.561
2	2:25.197	+1.362	10:46:23.758
3	2:27.085	+3.250	10:48:50.843
4	2:23.835		10:51:14.678

(23) CESAR ULIAQUE PINA			
1			10:44:07.063
2	2:43.320	+6.431	10:46:50.383
3	2:43.672	+6.783	10:49:34.055
4	2:36.889		10:52:10.944

(68) JOSE A. JIMENEZ FERNANDEZ			
1			10:44:24.712
2	2:38.076		10:47:02.788
3	2:43.776	+5.700	10:49:46.564

(61) JESUS ULLATE BURGOS			
1			10:43:58.056
2	2:50.654	+4.377	10:46:48.710
3	2:48.486	+2.209	10:49:37.196
4	2:46.277		10:52:23.473

Jefe de cronometraje

Director de Carrera

www.sport-adventure.net

Impresos: 11/04/2010 12:09:31





Calanda, Campeonato de Aragón MX

Clasificado por vueltas

MX Clasicas

Calanda 1,500 km

Primera Manga

11/04/2010 11:20

Carrera (10:00 y 1 Vueltas) iniciado a 12:05:31

Pos.	N°	Nombre	Vlt.	Dif. 1°	Total T°	Mejor Tm	Club	Marca
1	86	JAUME LLOP SERRA	6		13:55.520	2:15.230	Bultaco S.C.	BULTACO
2	222	JESUS HERRERO CATALAN	6	22.677	14:18.197	2:13.586	C.M. Alcañiz	MONTESA
3	7	ALBERTO MARZAL LAZARO	6	28.324	14:23.844	2:20.540	Mc. Zuera	SIN MARCA
4	42	AGUSTI DURO VALLS	6	45.494	14:41.014	2:19.309	Mc Segre	MONTESA
5	23	CESAR ULIAQUE PINA	6	1:32.544	15:28.064	2:26.183	Correcaminos Mc.	MONTESA
6	15	ANTONIO PEREZ CUEN	6	1:51.629	15:47.149	2:28.552	Esc. R.T.S.	BULTACO

No clasificado (75% = 5 Vueltas)

NT	68	JOSE A. JIMENEZ FERNANDEZ	2	NT	8:09.872	5:24.127		BULTACO
NE	61	JESUS ULLATE BURGOS		NE				SUZUKI

Margin of Victory	Avg. Speed	Best Lap Tm	Best Spd	Best Lap by
22.677	38,778	2:13.586	40,423	222 - JESUS HERRERO CATALAN

Jefe de cronometraje

Orbits

Director de Carrera

www.sport-adventure.net

Impresos: 11/04/2010 12:23:28





Calanda, Campeonato de Aragón MX

MX Clasicas

Calanda 1,500 km

Primera Manga

11/04/2010 11:20

Carrera (10:00 y 1 Vueltas) iniciado a 12:05:31

Lap	Lap Tm	Diff	Time of Day
(86) JAUME LLOP SERRA			
1			12:07:51.957
2	2:16.417	+1.187	12:10:08.374
3	2:17.373	+2.143	12:12:25.747
4	2:15.230		12:14:40.977
5	2:20.507	+5.277	12:17:01.484
6	2:25.458	+10.228	12:19:26.942

(222) JESUS HERRERO CATALAN			
1			12:07:54.454
2	2:13.586		12:10:08.040
3	2:17.275	+3.689	12:12:25.315
4	2:18.023	+4.437	12:14:43.338
5	2:32.586	+19.000	12:17:15.924
6	2:33.695	+20.109	12:19:49.619

(7) ALBERTO MARZAL LAZARO			
1			12:07:57.693
2	2:20.540		12:10:18.233
3	2:21.801	+1.261	12:12:40.034
4	2:28.702	+8.162	12:15:08.736
5	2:24.326	+3.786	12:17:33.062
6	2:22.204	+1.664	12:19:55.266

(42) AGUSTI DURO VALLS			
1			12:08:17.648
2	2:23.963	+4.654	12:10:41.611
3	2:27.018	+7.709	12:13:08.629
4	2:21.639	+2.330	12:15:30.268
5	2:19.309		12:17:49.577
6	2:22.859	+3.550	12:20:12.436

(23) CESAR ULIAQUE PINA			
1			12:08:18.922
2	2:32.773	+6.590	12:10:51.695
3	2:31.769	+5.586	12:13:23.464
4	2:26.183		12:15:49.647
5	2:34.632	+8.449	12:18:24.279
6	2:35.207	+9.024	12:20:59.486

(15) ANTONIO PEREZ CUEN			
1			12:08:09.771
2	2:28.552		12:10:38.323
3	2:34.157	+5.605	12:13:12.480
4	2:39.566	+11.014	12:15:52.046
5	2:45.242	+16.690	12:18:37.288
6	2:41.283	+12.731	12:21:18.571

(68) JOSE A. JIMENEZ FERNANDEZ			
1			12:08:17.167
2	5:24.127		12:13:41.294

Jefe de cronometraje

Director de Carrera

www.sport-adventure.net

Impresos: 11/04/2010 12:24:21





Calanda, Campeonato de Aragón MX

Clasificado por vueltas

MX Clasicas

Calanda 1,500 km

Segunda Manga

11/04/2010 13:05

Carrera (10:00 y 1 Vueltas) iniciado a 14:26:59

Pos.	N°	Nombre	Vlt.	Dif. 1°	Total T°	Mejor Tm	Club	Marca
1	222	JESUS HERRERO CATALAN	6		13:39.957	2:14.690	C.M. Alcañiz	MONTESA
2	86	JAUME LLOP SERRA	6	0.044	13:40.001	2:14.626	Bultaco S.C.	BULTACO
3	42	AGUSTI DURO VALLS	6	40.957	14:20.914	2:20.903	Mc Segre	MONTESA
4	7	ALBERTO MARZAL LAZARO	6	49.562	14:29.519	2:21.141	Mc. Zuera	SIN MARCA
5	15	ANTONIO PEREZ CUEN	6	1:09.643	14:49.600	2:22.821	Esc. R.T.S.	BULTACO
6	23	CESAR ULIAQUE PINA	6	1:16.263	14:56.220	2:26.545	Correcaminos Mc.	MONTESA

No clasificado (75% = 5 Vueltas)

NT	68	JOSE A. JIMENEZ FERNANDEZ	1	NT	2:54.317			BULTACO
NT	61	JESUS ULLATE BURGOS		NT				SUZUKI

Margin of Victory	Avg. Speed	Best Lap Tm	Best Spd	Best Lap by
0.044	39,514	2:14.626	40,111	86 - JAUME LLOP SERRA

Jefe de cronometraje

Orbits

Director de Carrera

www.sport-adventure.net

Impresos: 11/04/2010 14:42:47





Calanda, Campeonato de Aragón MX

MX Clasicas

Calanda 1,500 km

Segunda Manga

11/04/2010 13:05

Carrera (10:00 y 1 Vueltas) iniciado a 14:26:59

Lap	Lap Tm	Diff	Time of Day
(222) JESUS HERRERO CATALAN			
1			14:29:16.744
2	2:14.690		14:31:31.434
3	2:15.155	+0.465	14:33:46.589
4	2:19.276	+4.586	14:36:05.865
5	2:18.272	+3.582	14:38:24.137
6	2:15.667	+0.977	14:40:39.804

(86) JAUME LLOP SERRA			
1			14:29:17.583
2	2:14.687	+0.061	14:31:32.270
3	2:14.626		14:33:46.896
4	2:17.500	+2.874	14:36:04.396
5	2:16.747	+2.121	14:38:21.143
6	2:18.705	+4.079	14:40:39.848

(42) AGUSTI DURO VALLS			
1			14:29:22.434
2	2:20.903		14:31:43.337
3	2:23.352	+2.449	14:34:06.689
4	2:22.272	+1.369	14:36:28.961
5	2:24.670	+3.767	14:38:53.631
6	2:27.130	+6.227	14:41:20.761

(7) ALBERTO MARZAL LAZARO			
1			14:29:28.457
2	2:21.141		14:31:49.598
3	2:25.474	+4.333	14:34:15.072
4	2:22.738	+1.597	14:36:37.810
5	2:23.690	+2.549	14:39:01.500
6	2:27.866	+6.725	14:41:29.366

(15) ANTONIO PEREZ CUEN			
1			14:29:38.663
2	2:26.779	+3.958	14:32:05.442
3	2:24.335	+1.514	14:34:29.777
4	2:22.821		14:36:52.598
5	2:25.014	+2.193	14:39:17.612
6	2:31.835	+9.014	14:41:49.447

(23) CESAR ULIAQUE PINA			
1			14:29:31.731
2	2:30.764	+4.219	14:32:02.495
3	2:26.545		14:34:29.040
4	2:29.734	+3.189	14:36:58.774
5	2:30.178	+3.633	14:39:28.952
6	2:27.115	+0.570	14:41:56.067

(68) JOSE A. JIMENEZ FERNANDEZ			
1			14:29:54.164

Jefe de cronometraje

Director de Carrera

www.sport-adventure.net

Impresos: 11/04/2010 14:47:55





Calanda, Campeonato de Aragón MX

MX Clasicas

Calanda 1,500 km

Final Clasicas

Pos.	Nº	Nombre	Total puntos	1ªM	2ªM	Marca	Club
1	222	JESUS HERRERO CATALAN	47	22	25	MONTESA	C.M. Alcañiz
2	86	JAUME LLOP SERRA	47	25	22	BULTACO	Bultaco S.C.
3	42	AGUSTI DURO VALLS	38	18	20	MONTESA	Mc Segre
4	7	ALBERTO MARZAL LAZARO	38	20	18	SIN MARCA	Mc. Zuera
5	15	ANTONIO PEREZ CUEN	31	15	16	BULTACO	Esc. R.T.S.
6	23	CESAR ULIAQUE PINA	31	16	15	MONTESA	Correcaminos Mc.
7	68	JOSE A. JIMENEZ FERNANDEZ	0	0	0	BULTACO	
8	61	JESUS ULLATE BURGOS	0	0	0	SUZUKI	

Jefe de cronometraje

Director de Carrera

www.sport-adventure.net

Impresos: 11/04/2010 14:44:21

