


II Cross Country CASARABONELA

SECRETARIA DE CARRERA

Puerto Martinez - La Dehesa 12,000 km



Nº	Nombre	Tx del coct	Clase	Reg. Piloto	Marca
500	CARLOS CABRERA AGUILAR	210	AFICIONADOS	20421-MA	SIN MARCA
501	JUAN CARLOS MORENO LOBON	208	AFICIONADOS	20424-MA	SIN MARCA
510	JOSE DEL VALLE CABALLERO	207	AFICIONADOS	20415-H	
511	JOSE ANTONIO SANCHEZ RUDILLA	212	AFICIONADOS	20241-CO	KTM
513	JAVIER PARRA TERUEL	213	AFICIONADOS	20056-AL	KTM
515	VICTOR NOEL BEIGVEDER PEREZ	214	AFICIONADOS	20012-MA	KTM
516	JOSE MARIA RABADAN CASTILLA	215	AFICIONADOS	20773-H	
531	FRANCISCO JOSE SUBIRES MONTIEL	116	AFICIONADOS	20488-MA	GAS-GAS
551	JUAN BERNAL REINA	217	AFICIONADOS	20515-MA	KTM
573	ALEJANDRO MALAGON PAREJA	218	AFICIONADOS	20869-GR	BETA
578	JUAN ISIDRO MEDINA CANO	219	AFICIONADOS	20367-GR	HUSQVARNA
579	JORGE DOMINGO ORTEGA ELVIRA	220	AFICIONADOS	20368-GR	HUSQVARNA
583	ALBERTO FERNANDEZ GARCIA	221	AFICIONADOS	20533-MA	KTM
593	MARIO ORTEGA ALBA	222	AFICIONADOS	20087-J	HONDA
665	CRISTOBAL MANUEL RUBIO ARCO	223	Copa Pont-Grup Segur	21623-GR	HUSQVARNA
728	JULIO JOSE TORRES PEREZ	224	Copa Pont-Grup Segur	21624-GR	GAS-GAS
729	DAVID COTE LEAL	225	Copa Pont-Grup Segur	21661-CA	KTM
730	TEODOSIO MALAGON GALVEZ	227	Copa Pont-Grup Segur	21659-GR	BETA
731	JOSE MARCOS ALVAREZ RUIZ	228	Copa Pont-Grup Segur	21665-GR	SHERCO
732	JUAN CARLOS GUERRERO ARIZA	229	Copa Pont-Grup Segur	21671-GR	BETA
733	MOISES GILERA MOJICA	230	Copa Pont-Grup Segur	21679-GR	SHERCO
734	JOSE ANGEL HITOS GIL	231	Copa Pont-Grup Segur	21680-GR	SHERCO
735	JOSE MARIA ARANA LOZANO	232	Copa Pont-Grup Segur	21681-MA	KTM
736	MARIO ARCO MEDINA	233	Copa Pont-Grup Segur	21689-GR	BETA
737	JUAN FRANCISCO TORRES PEREZ	234	Copa Pont-Grup Segur	21697-GR	GAS-GAS
738	ALVARO GOMEZ JIMENEZ	236	Copa Pont-Grup Segur	21711-CA	HUSQVARNA
739	JUAN PEDRO PUERTO LIÑAN	237	Copa Pont-Grup Segur	21712-GR	KTM
740	ANTONIO AVILA JIMENEZ	238	Copa Pont-Grup Segur	21725-GR	SHERCO
742	MIGUEL MALAGON CAÑADAS	239	Copa Pont-Grup Segur	21723-GR	BETA
743	JUAN CARLOS ORTEGA HERVAS	240	Copa Pont-Grup Segur	21721-GR	HUSQVARNA
745	PEDRO FLORIDO MIGUEL	401	Copa Pont-Grup Segur	21727-MA	KTM
746	ANTONIO JESUS GARCIA FLORIDO	402	Copa Pont-Grup Segur	21726-MA	HUSQVARNA
747	ALFONSO DIAZ ARANDA	201	Copa Pont-Grup Segur	21733-MA	HUSQVARNA
748	JUAN FRANCISCO TORRES ORDOÑEZ	405	Copa Pont-Grup Segur	21736-GR	KTM
749	ALVARO JAVIER MORET MEGIAS	203	Copa Pont-Grup Segur	21739-GR	SIN MARCA
750	CARLOS JAVIER CANO NIETO	406	Copa Pont-Grup Segur	21741-J	KTM
751	ALONSO MORENO MUNUERA	407	Copa Pont-Grup Segur	21859-J	KTM
753	IVAN LIÑAN CRESPO	408	Copa Pont-Grup Segur	21744-GR	KAWASAKI
754	IGNACIO MEDINA CANO	410	Copa Pont-Grup Segur	21745-GR	HONDA
755	MANUEL IGNACIO BARRIOS SANCHEZ	206	Copa Pont-Grup Segur	21748-J	KTM
756	MIGUEL RUIZ LOBATO	411	Copa Pont-Grup Segur	21751-CA	KTM
757	LUIS ZARZANA ORELLANA	412	Copa Pont-Grup Segur	21752-CA	HUSQVARNA
758	MARIO JIMENEZ BLAZQUE	413	Copa Pont-Grup Segur	21754-MA	GAS-GAS
759	ALEJANDRO PEREZ MUÑOZ	414	Copa Pont-Grup Segur	21757-MA	KTM
760	JOSE MANUEL PEREZ MUÑOZ	416	Copa Pont-Grup Segur	21756-MA	KTM

Cronometraje

Orhite

C/ Lora del Río, 1
 Instalaciones Deportivas Tiro de Línea -41013
 954 613 897 - Fax: 954 610 600
 606 149 811



@famotos You Tube ES famotostube



https://www.facebook.com/fam.federacionandaluzamotociclismo



info@famotos.com



famotos




www.famotos.com



II Cross Country CASARABONELA

SECRETARIA DE CARRERA

Puerto Martinez - La Dehesa 12,000 km




Nº	Nombre	Tx del coct	Clase	Reg. Piloto	Marca
761	FRANCISCO JAVIER CUETO BRAVO	417	Copa Pont-Grup Segur	21809-MA	KTM
762	MANUEL JESUS CANOVAS PUERTO	418	Copa Pont-Grup Segur	21768-CA	HUSQVARNA
763	EDUARDO DIAZ HERMOSO	419	Copa Pont-Grup Segur	21765-J	KTM
764	JUAN MANUEL GOMEZ ESCRIBANO	420	Copa Pont-Grup Segur	21767-CA	HUSQVARNA
765	ALEJANDRO GARCIA GARCIA	421	Copa Pont-Grup Segur	21779-MA	GAS-GAS
766	IVAN GOMEZ MESA	422	Copa Pont-Grup Segur	21778-MA	KTM
769	FAUSI KADDUR HAMDAD	423	Copa Pont-Grup Segur	21782-SE	KTM
770	FRANCISCO JAVIER JANOT MULERO	425	Copa Pont-Grup Segur	21785-MA	HONDA
771	JUAN MANUEL GUERRERO GARCIA	426	Copa Pont-Grup Segur	21790-MA	KTM
772	MARCOS GONZALEZ RUBIO	427	Copa Pont-Grup Segur	21791-MA	KTM
773	DAVID GUERRERO GARCIA	428	Copa Pont-Grup Segur	21792-MA	KTM
774	ALVARO GUERRERO MORENO	429	Copa Pont-Grup Segur	21793-MA	KTM
775	RUBEN GARCIA GARCIA	430	Copa Pont-Grup Segur	21799-MA	HUSQVARNA
776	SEBASTIAN CAMUÑA ACEDO	431	Copa Pont-Grup Segur	21800-MA	HUSQVARNA
777	ALEJANDRO GOMEZ GUTIERREZ	209	Copa Pont-Grup Segur	21801-MA	KTM
778	ANTONIO JOSE MORALES RODRIGUEZ	433	Copa Pont-Grup Segur	21802-MA	KTM
779	FERNANDO DANIEL DELONC MARTINEZ	434	Copa Pont-Grup Segur	21804-MA	KTM
780	MANUEL PEREZ ZARZUELA	435	Copa Pont-Grup Segur	21803-CA	KTM
784	BORJA VERDUGO BUENO	436	Copa Pont-Grup Segur	21900-MA	KTM
101	MANUEL MIRANDA ORTEGA	437	JUNIOR SUB-23	20503-J	
122	ISAAC CARRILLO MUÑOZ	438	JUNIOR SUB-23	20595-MA	YAMAHA
124	DANIEL ZANCADA REDONDO	439	JUNIOR SUB-23	20233-MA	BETA
126	PABLO FERNANDEZ CORBACHO	211	JUNIOR SUB-23	20520-MA	HUSQVARNA
135	JUAN MANUEL AGUILERA ROLDAN	801	JUNIOR SUB-23	20625-J	
172	ANTONIO GARCIA GALVEZ	802	JUNIOR SUB-23	20009-MA	
400	MARIANO MONTES RODRIGUEZ	803	MASTER-45	20485-MA	HUSQVARNA
403	JUAN CARLOS MORENO RAMIREZ	804	MASTER-45	20423-MA	SIN MARCA
405	JOSE VAZQUEZ CASTILLO	805	MASTER-45	20107-SE	KTM
406	ANTONIO MANUEL PEREZ GARCIA	806	MASTER-45	21839-MA	KTM
411	PATRICIO BARRADO IZQUIERDO	807	MASTER-45	20433-SE	KTM
438	ALFREDO JIMENEZ RUEDA	808	MASTER-45	21875-MA	KTM
471	GERARDO PIZONES GUERRERO	809	MASTER-45	20010-SE	KTM
7	JUAN CARLOS RAMIREZ ORTUÑO	812	SENIOR-A	20342-MA	SHERCO
10	LUKE HENRY J COPESTAKE	813	SENIOR-A	21891-MA	HUSQVARNA
19	JUAN MIGUEL GOMEZ GONZALEZ	814	SENIOR-A	21873-AL	SHERCO
33	JOSE MANUEL MORILLO RACERO	815	SENIOR-A	20552-CA	BETA
44	JOSE MANUEL PARTIDA ARMIJE	520	SENIOR-A	20181-CA	
202	JUAN FRANCISCO CARRILLO GARCIA	817	SENIOR-B	20611-MA	SHERCO
203	MANUEL HURTADO BORRERO	818	SENIOR-B	20074-H	KTM
204	SALVADOR GUZMAN TRUJILLO	819	SENIOR-B	21870-MA	KTM
211	JUAN JOSE GONZALEZ RODRIGUEZ	611	SENIOR-B	20164-H	SIN MARCA
222	DAVID FERNANDEZ CHAVES	821	SENIOR-B	21040-MA	SHERCO
223	DAVID FUENTES ROCA	822	SENIOR-B	20499-AL	HUSQVARNA
226	JESUS MARIA ZAMORA MARIN	823	SENIOR-B	20557-AL	HUSQVARNA
236	ALEJANDRO AGUILON LEIVA	824	SENIOR-B	20319-SE	KTM



II Cross Country CASARABONELA

SECRETARIA DE CARRERA

Puerto Martinez - La Dehesa 12,000 km



Nº	Nombre	Tx del coct	Clase	Reg. Piloto	Marca
243	OSCAR JIMENEZ RODRIGUEZ	825	SENIOR-B	20513-MA	
251	FRANCISCO RAFAEL ALVAREZ RIOS	826	SENIOR-B	20474-MA	KTM
253	JUAN PEDRO MONTILLA RODRIGUEZ	827	SENIOR-B	20879-GR	BETA
296	SERGIO EDUARDO RANDO PEREZ	828	SENIOR-B	20333-MA	SHERCO
300	JUAN JOSE FERNANDEZ TORONJO	830	SENIOR-C	20337-H	SIN MARCA
303	NORDIN HAMED MOHAMED	831	SENIOR-C	20021-SE	
304	JOSE ANTONIO SANCHEZ MERINO	516	SENIOR-C	20422-MA	HONDA
307	SAID MIMUN AHMED	833	SENIOR-C	284507-ML	KTM
313	JORGE DAVID MORENO ANDRADES	905	SENIOR-C	20510-CA	HUSQVARNA
315	JOSE ANTONIO SANCHEZ GONZALEZ	301	SENIOR-C	20414-MA	BETA
316	JORGE ANTONIO GARCIA MARQUEZ	302	SENIOR-C	20374-MA	KTM
317	FRANCISCO JOSE GARCIA NETO	109	SENIOR-C	20272-H	HUSQVARNA
326	FRANCISCO ALVARADO ZAFRA	111	SENIOR-C	20080-GR	SIN MARCA
334	EDUARDO ROSA RODRIGUEZ	305	SENIOR-C	20246-CA	KTM
345	SALVADOR MATA JIMENEZ	112	SENIOR-C	20657-GR	BETA
346	JUAN ANTONIO FLORES ROJAS	307	SENIOR-C	20129-SE	HUSQVARNA
601	JOSE IGNACIO RUIZ FERNANDEZ	308	TROFEO SOCIAL	21805-CA	GAS-GAS
602	JOSE ANTONIO RODRIGUEZ CABALLERO	113	TROFEO SOCIAL	21806-CA	BETA
603	JAIME CASTRO GARCIA	310	TROFEO SOCIAL	21807-CA	YAMAHA
604	JAVIER PORTILLO GALVE	117	TROFEO SOCIAL	21832-GR	KTM
605	NICOLAS GUERRERO ORTIZ	119	TROFEO SOCIAL	21811-MA	GAS-GAS
606	JOSE FRANCISCO REINA VERA	313	TROFEO SOCIAL	21812-MA	HONDA
607	JUAN ANTONIO LOZANO ROMAN	314	TROFEO SOCIAL	21814-MA	HONDA
608	JUAN CARLOS MAIRENA MERINO	315	TROFEO SOCIAL	21823-MA	KTM
609	OSAMA SAFINE LAZHAR	316	TROFEO SOCIAL	21822-MA	KTM
610	LEONARDO VALLE REVERENDO	120	TROFEO SOCIAL	21826-MA	KTM
611	CHRISTIAN CAMILO ROSA MENA	121	TROFEO SOCIAL	21831-MA	KTM
612	ALEJANDRO VELA ORTIZ	319	TROFEO SOCIAL	21835-MA	KTM
613	IVAN PEREZ RUIZ	320	TROFEO SOCIAL	21837-MA	KTM
614	BORJA RUIZ BAQUERO	321	TROFEO SOCIAL	21836-MA	SHERCO
615	JOSE MIGUEL RUIZ BAQUERO	322	TROFEO SOCIAL	21838-MA	KTM
616	GABRIEL TOVAR CALZADO	323	TROFEO SOCIAL	21840-MA	HUSQVARNA
618	JUAN FRANCISCO TORRES POZO	324	TROFEO SOCIAL	21842-MA	SIN MARCA
619	JOSE ANTONIO RAMIREZ RUIZ	325	TROFEO SOCIAL	21843-CA	KTM
620	PEDRO AGUA PORRAS	326	TROFEO SOCIAL	21846-MA	KTM
621	JAIRO DAVID RUBIO COCA	327	TROFEO SOCIAL	21851-GR	GAS-GAS
622	FRANCISCO DAVID HERRERA VAZQUEZ	328	TROFEO SOCIAL	21858-MA	KTM
623	BERNARDO GUERRERO MARQUEZ	329	TROFEO SOCIAL	21865-MA	GAS-GAS
624	SERGIO RUEDA PEREZ	124	TROFEO SOCIAL	21864-MA	KTM
625	RAUL SANCHEZ GOMEZ	125	TROFEO SOCIAL	21874-MA	SIN MARCA
626	RAUL GARCIA ZAFRA	332	TROFEO SOCIAL	21877-J	GAS-GAS
627	NOORDIN LAARBI HAMMUAD	126	TROFEO SOCIAL	21878-SE	SIN MARCA
628	PEDRO JAEN LARA	334	TROFEO SOCIAL	21880-MA	KTM
629	JAVIER SANCHEZ TERUEL	128	TROFEO SOCIAL	21882-MA	HUSQVARNA
630	JOSE DAVID DOÑA PEREZ	336	TROFEO SOCIAL	21886-MA	KTM

Cronometraje

Orhite

C/ Lora del Río, 1
Instalaciones Deportivas Tiro de Línea -41013
954 613 897 - Fax: 954 610 600
606 149 811



twitter

@famotos You Tube

famotostube



info@famotos.com



famotos



www.famotos.com

facebook

https://www.facebook.com/fam.federacionandaluzamotociclismo




fam_motociclismoandalucia/

II Cross Country CASARABONELA

SECRETARIA DE CARRERA

Puerto Martinez - La Dehesa 12,000 km



Nº	Nombre	Tx del coct	Clase	Reg. Piloto	Marca
631	CARLOS PALENZUELA SANCHEZ	337	TROFEO SOCIAL	21892-MA	SIN MARCA
632	JOSE GODRID JAIME	338	TROFEO SOCIAL	21894-MA	YAMAHA
633	JOSE GOMEZ GONZALEZ	339	TROFEO SOCIAL	21907-MA	
634	JOSE MARIA BERLANGA ASENCIO	340	TROFEO SOCIAL	21909-MA	KTM

II Cross Country CASARABONELA

Clasificado por mejor tiempo de vuelta

CARRERA

Puerto Martinez - La Dehesa 12,000 km

SUPER POLE

13/10/2019 11:00

Clasificación iniciado a 11:18:47

Pos.	Nº	Nombre	Marca	Dif. resp. 1º	Mejor Tm	Vueltas	Clase
1	243	OSCAR JIMENEZ RODRIGUEZ			2:19.490	1	SENIOR-B
2	33	JOSE MANUEL MORILLO RACERO	BETA	2.685	2:22.175	1	SENIOR-A
3	44	JOSE MANUEL PARTIDA ARMIJE		3.235	2:22.725	1	SENIOR-A
4	7	JUAN CARLOS RAMIREZ ORTUÑO	SHERCO	3.343	2:22.833	1	SENIOR-A
5	204	SALVADOR GUZMAN TRUJILLO	KTM	4.732	2:24.222	1	SENIOR-B
6	172	ANTONIO GARCIA GALVEZ		5.209	2:24.699	1	JUNIOR SUB-23
7	296	SERGIO EDUARDO RANDO PEREZ	SHERCO	6.652	2:26.142	1	SENIOR-B
8	223	DAVID FUENTES ROCA	HUSQVARNA	7.765	2:27.255	1	SENIOR-B
9	253	JUAN PEDRO MONTILLA RODRIGUEZ	BETA	7.898	2:27.388	1	SENIOR-B
10	126	PABLO FERNANDEZ CORBACHO	HUSQVARNA	8.668	2:28.158	1	JUNIOR SUB-23
11	226	JESUS MARIA ZAMORA MARIN	HUSQVARNA	9.023	2:28.513	1	SENIOR-B
12	135	JUAN MANUEL AGUILERA ROLDAN		9.076	2:28.566	1	JUNIOR SUB-23
13	300	JUAN JOSE FERNANDEZ TORONJO	SIN MARCA	9.278	2:28.768	1	SENIOR-C
14	510	JOSE DEL VALLE CABALLERO		10.313	2:29.803	1	AFICIONADOS
15	516	JOSE MARIA RABADAN CASTILLA		10.392	2:29.882	1	AFICIONADOS
16	304	JOSE ANTONIO SANCHEZ MERINO	HONDA	10.519	2:30.009	1	SENIOR-C
17	316	JORGE ANTONIO GARCIA MARQUEZ	KTM	10.778	2:30.268	1	SENIOR-C
18	315	JOSE ANTONIO SANCHEZ GONZALEZ	BETA	10.989	2:30.479	1	SENIOR-C
19	317	FRANCISCO JOSE GARCIA NETO	HUSQVARNA	11.504	2:30.994	1	SENIOR-C
20	531	FRANCISCO JOSE SUBIRES MONTIEL	GAS-GAS	14.315	2:33.805	1	AFICIONADOS
21	303	NORDIN HAMED MOHAMED		14.334	2:33.824	1	SENIOR-C
22	19	JUAN MIGUEL GOMEZ GONZALEZ	SHERCO	14.591	2:34.081	1	SENIOR-A
23	203	MANUEL HURTADO BORRERO	KTM	14.962	2:34.452	1	SENIOR-B
24	345	SALVADOR MATA JIMENEZ	BETA	15.503	2:34.993	1	SENIOR-C
25	326	FRANCISCO ALVARADO ZAFRA	SIN MARCA	17.138	2:36.628	1	SENIOR-C
26	10	LUKE HENRY J COPESTAKE	HUSQVARNA	18.448	2:37.938	1	SENIOR-A
27	500	CARLOS CABRERA AGUILAR	SIN MARCA	18.514	2:38.004	1	AFICIONADOS
28	471	GERARDO PIZONES GUERRERO	KTM	19.026	2:38.516	1	MASTER-45
29	236	ALEJANDRO AGUILON LEIVA	KTM	20.152	2:39.642	1	SENIOR-B
30	122	ISAAC CARRILLO MUÑOZ	YAMAHA	20.571	2:40.061	1	JUNIOR SUB-23
31	583	ALBERTO FERNANDEZ GARCIA	KTM	21.661	2:41.151	1	AFICIONADOS
32	573	ALEJANDRO MALAGON PAREJA	BETA	22.134	2:41.624	1	AFICIONADOS
33	346	JUAN ANTONIO FLORES ROJAS	HUSQVARNA	22.157	2:41.647	1	SENIOR-C
34	251	FRANCISCO RAFAEL ALVAREZ RIOS	KTM	22.860	2:42.350	1	SENIOR-B
35	578	JUAN ISIDRO MEDINA CANO	HUSQVARNA	26.062	2:45.552	1	AFICIONADOS
36	513	JAVIER PARRA TERUEL	KTM	26.907	2:46.397	1	AFICIONADOS
37	593	MARIO ORTEGA ALBA	HONDA	27.650	2:47.140	1	AFICIONADOS

II Cross Country CASARABONELA

Clasificado por mejor tiempo de vuelta

CARRERA

Puerto Martinez - La Dehesa 12,000 km

SUPER POLE

13/10/2019 11:00

Clasificación iniciado a 11:18:47

Pos.	Nº	Nombre	Marca	Dif. resp. 1º	Mejor Tm	Vueltas	Clase
38	515	VICTOR NOEL BEIGVEDER PEREZ	KTM	28.516	2:48.006	1	AFICIONADOS
39	405	JOSE VAZQUEZ CASTILLO	KTM	30.043	2:49.533	1	MASTER-45
40	307	SAID MIMUN AHMED	KTM	31.061	2:50.551	1	SENIOR-C
41	551	JUAN BERNAL REINA	KTM	31.288	2:50.778	1	AFICIONADOS
42	438	ALFREDO JIMENEZ RUEDA	KTM	31.953	2:51.443	1	MASTER-45
43	579	JORGE DOMINGO ORTEGA ELVIRA	HUSOVARNA	34.597	2:54.087	1	AFICIONADOS
44	334	EDUARDO ROSA RODRIGUEZ	KTM	35.701	2:55.191	1	SENIOR-C
45	511	JOSE ANTONIO SANCHEZ RUDILLA	KTM	42.018	3:01.508	1	AFICIONADOS
46	124	DANIEL ZANCADA REDONDO	BETA	45.571	3:05.061	1	JUNIOR SUB-23
47	406	ANTONIO MANUEL PEREZ GARCIA	KTM	47.819	3:07.309	1	MASTER-45
48	211	JUAN JOSE GONZALEZ RODRIGUEZ	SIN MARCA			0	SENIOR-B
49	403	JUAN CARLOS MORENO RAMIREZ	SIN MARCA			0	MASTER-45
50	501	JUAN CARLOS MORENO LOBON	SIN MARCA			0	AFICIONADOS

II Cross Country CASARABONELA

Clasificado por mejor tiempo de vuelta

CARRERA Puerto Martinez - La Dehesa 12,000 km

SUPER POLE 13/10/2019 11:00

Clasificación iniciado a 11:18:47

Pos.	Nº	Nombre	Marca	Dif. resp. 1º	Mejor Tm	Vueltas	Clase
AFICIONADOS							
1	510	JOSE DEL VALLE CABALLERO			2:29.803	1	AFICIONADOS
2	516	JOSE MARIA RABADAN CASTILLA		0.079	2:29.882	1	AFICIONADOS
3	531	FRANCISCO JOSE SUBIRES MONTIEL	GAS-GAS	4.002	2:33.805	1	AFICIONADOS
4	500	CARLOS CABRERA AGUILAR	SIN MARCA	8.201	2:38.004	1	AFICIONADOS
5	583	ALBERTO FERNANDEZ GARCIA	KTM	11.348	2:41.151	1	AFICIONADOS
6	573	ALEJANDRO MALAGON PAREJA	BETA	11.821	2:41.624	1	AFICIONADOS
7	578	JUAN ISIDRO MEDINA CANO	HUSQVARNA	15.749	2:45.552	1	AFICIONADOS
8	513	JAVIER PARRA TERUEL	KTM	16.594	2:46.397	1	AFICIONADOS
9	593	MARIO ORTEGA ALBA	HONDA	17.337	2:47.140	1	AFICIONADOS
10	515	VICTOR NOEL BEIGVEDER PEREZ	KTM	18.203	2:48.006	1	AFICIONADOS
11	551	JUAN BERNAL REINA	KTM	20.975	2:50.778	1	AFICIONADOS
12	579	JORGE DOMINGO ORTEGA ELVIRA	HUSQVARNA	24.284	2:54.087	1	AFICIONADOS
13	511	JOSE ANTONIO SANCHEZ RUDILLA	KTM	31.705	3:01.508	1	AFICIONADOS
14	501	JUAN CARLOS MORENO LOBON	SIN MARCA			0	AFICIONADOS

JUNIOR SUB-23							
1	172	ANTONIO GARCIA GALVEZ			2:24.699	1	JUNIOR SUB-23
2	126	PABLO FERNANDEZ CORBACHO	HUSQVARNA	3.459	2:28.158	1	JUNIOR SUB-23
3	135	JUAN MANUEL AGUILERA ROLDAN		3.867	2:28.566	1	JUNIOR SUB-23
4	122	ISAAC CARRILLO MUÑOZ	YAMAHA	15.362	2:40.061	1	JUNIOR SUB-23
5	124	DANIEL ZANCADA REDONDO	BETA	40.362	3:05.061	1	JUNIOR SUB-23

MASTER-45							
1	471	GERARDO PIZONES GUERRERO	KTM		2:38.516	1	MASTER-45
2	405	JOSE VAZQUEZ CASTILLO	KTM	11.017	2:49.533	1	MASTER-45
3	438	ALFREDO JIMENEZ RUEDA	KTM	12.927	2:51.443	1	MASTER-45
4	406	ANTONIO MANUEL PEREZ GARCIA	KTM	28.793	3:07.309	1	MASTER-45
5	403	JUAN CARLOS MORENO RAMIREZ	SIN MARCA			0	MASTER-45

SENIOR-A							
1	33	JOSE MANUEL MORILLO RACERO	BETA		2:22.175	1	SENIOR-A
2	44	JOSE MANUEL PARTIDA ARMIJE		0.550	2:22.725	1	SENIOR-A
3	7	JUAN CARLOS RAMIREZ ORTUÑO	SHERCO	0.658	2:22.833	1	SENIOR-A
4	19	JUAN MIGUEL GOMEZ GONZALEZ	SHERCO	11.906	2:34.081	1	SENIOR-A
5	10	LUKE HENRY J COPESTAKE	HUSQVARNA	15.763	2:37.938	1	SENIOR-A

II Cross Country CASARABONELA

Clasificado por mejor tiempo de vuelta

CARRERA Puerto Martinez - La Dehesa 12,000 km

SUPER POLE 13/10/2019 11:00

Clasificación iniciado a 11:18:47

Pos.	Nº	Nombre	Marca	Dif. resp. 1º	Mejor Tm	Vueltas	Clase
SENIOR-B							
1	243	OSCAR JIMENEZ RODRIGUEZ			2:19.490	1	SENIOR-B
2	204	SALVADOR GUZMAN TRUJILLO	KTM	4.732	2:24.222	1	SENIOR-B
3	296	SERGIO EDUARDO RANDO PEREZ	SHERCO	6.652	2:26.142	1	SENIOR-B
4	223	DAVID FUENTES ROCA	HUSQVARNA	7.765	2:27.255	1	SENIOR-B
5	253	JUAN PEDRO MONTILLA RODRIGUEZ	BETA	7.898	2:27.388	1	SENIOR-B
6	226	JESUS MARIA ZAMORA MARIN	HUSQVARNA	9.023	2:28.513	1	SENIOR-B
7	203	MANUEL HURTADO BORRERO	KTM	14.962	2:34.452	1	SENIOR-B
8	236	ALEJANDRO AGUILON LEIVA	KTM	20.152	2:39.642	1	SENIOR-B
9	251	FRANCISCO RAFAEL ALVAREZ RIOS	KTM	22.860	2:42.350	1	SENIOR-B
10	211	JUAN JOSE GONZALEZ RODRIGUEZ	SIN MARCA			0	SENIOR-B

SENIOR-C							
1	300	JUAN JOSE FERNANDEZ TORONJO	SIN MARCA		2:28.768	1	SENIOR-C
2	304	JOSE ANTONIO SANCHEZ MERINO	HONDA	1.241	2:30.009	1	SENIOR-C
3	316	JORGE ANTONIO GARCIA MARQUEZ	KTM	1.500	2:30.268	1	SENIOR-C
4	315	JOSE ANTONIO SANCHEZ GONZALEZ	BETA	1.711	2:30.479	1	SENIOR-C
5	317	FRANCISCO JOSE GARCIA NETO	HUSQVARNA	2.226	2:30.994	1	SENIOR-C
6	303	NORDIN HAMED MOHAMED		5.056	2:33.824	1	SENIOR-C
7	345	SALVADOR MATA JIMENEZ	BETA	6.225	2:34.993	1	SENIOR-C
8	326	FRANCISCO ALVARADO ZAFRA	SIN MARCA	7.860	2:36.628	1	SENIOR-C
9	346	JUAN ANTONIO FLORES ROJAS	HUSQVARNA	12.879	2:41.647	1	SENIOR-C
10	307	SAID MIMUN AHMED	KTM	21.783	2:50.551	1	SENIOR-C
11	334	EDUARDO ROSA RODRIGUEZ	KTM	26.423	2:55.191	1	SENIOR-C

II Cross Country CASARABONELA

CARRERA

Puerto Martinez - La Dehesa 12,000 km

SUPER POLE

13/10/2019 11:00

Clasificación iniciado a 11:18:47

Vuelta	Tiempo de vuelta	Dif. resp. 1°	Hora del día
(243) OSCAR JIMENEZ RODRIGUEZ	1	2:19.490	11:27:42.115
(33) JOSE MANUEL MORILLO RACERO	1	2:22.175	11:21:13.039
(44) JOSE MANUEL PARTIDA ARMIJE	1	2:22.725	11:21:43.310
(7) JUAN CARLOS RAMIREZ ORTUÑO	1	2:22.833	11:23:13.938
(204) SALVADOR GUZMAN TRUJILLO	1	2:24.222	11:26:45.214
(172) ANTONIO GARCIA GALVEZ	1	2:24.699	11:23:45.684
(296) SERGIO EDUARDO RANDO PEREZ	1	2:26.142	11:26:18.500
(223) DAVID FUENTES ROCA	1	2:27.255	11:28:17.649
(253) JUAN PEDRO MONTILLA RODRIGUEZ	1	2:27.388	11:28:47.233
(126) PABLO FERNANDEZ CORBACHO	1	2:28.158	11:24:21.988
(226) JESUS MARIA ZAMORA MARIN	1	2:28.513	11:29:18.590
(135) JUAN MANUEL AGUILERA ROLDAN	1	2:28.566	11:24:49.211
(300) JUAN JOSE FERNANDEZ TORONJO	1	2:28.768	11:30:48.450
(510) JOSE DEL VALLE CABALLERO	1	2:29.803	11:41:19.958
(516) JOSE MARIA RABADAN CASTILLA	1	2:29.882	11:39:49.794
(304) JOSE ANTONIO SANCHEZ MERINO	1	2:30.009	11:31:49.653
(316) JORGE ANTONIO GARCIA MARQUEZ	1	2:30.268	11:32:19.663
(315) JOSE ANTONIO SANCHEZ GONZALEZ	1	2:30.479	11:33:50.427
(317) FRANCISCO JOSE GARCIA NETO	1	2:30.994	11:32:50.368
(531) FRANCISCO JOSE SUBIRES MONTIEL	1	2:33.805	11:38:23.702
(303) NORDIN HAMED MOHAMED	1	2:33.824	11:34:23.856
(19) JUAN MIGUEL GOMEZ GONZALEZ	1	2:34.081	11:22:55.182

Vuelta	Tiempo de vuelta	Dif. resp. 1°	Hora del día
(203) MANUEL HURTADO BORRERO	1	2:34.452	11:27:24.470
(345) SALVADOR MATA JIMENEZ	1	2:34.993	11:31:24.017
(326) FRANCISCO ALVARADO ZAFRA	1	2:36.628	11:35:26.169
(10) LUKE HENRY J COPESTAKE	1	2:37.938	11:22:28.941
(500) CARLOS CABRERA AGUILAR	1	2:38.004	11:39:27.729
(471) GERARDO PIZONES GUERRERO	1	2:38.516	11:36:33.253
(236) ALEJANDRO AGUILON LEIVA	1	2:39.642	11:30:29.781
(122) ISAAC CARRILLO MUÑOZ	1	2:40.061	11:25:30.687
(583) ALBERTO FERNANDEZ GARCIA	1	2:41.151	11:44:30.864
(573) ALEJANDRO MALAGON PAREJA	1	2:41.624	11:43:01.358
(346) JUAN ANTONIO FLORES ROJAS	1	2:41.647	11:35:01.903
(251) FRANCISCO RAFAEL ALVAREZ RIOS	1	2:42.350	11:30:01.765
(578) JUAN ISIDRO MEDINA CANO	1	2:45.552	11:43:35.366
(513) JAVIER PARRA TERUEL	1	2:46.397	11:39:07.233
(593) MARIO ORTEGA ALBA	1	2:47.140	11:40:36.958
(515) VICTOR NOEL BEIGVEDER PEREZ	1	2:48.006	11:41:07.730
(405) JOSE VAZQUEZ CASTILLO	1	2:49.533	11:37:40.182
(307) SAID MIMUN AHMED	1	2:50.551	11:33:39.869
(551) JUAN BERNAL REINA	1	2:50.778	11:42:10.558
(438) ALFREDO JIMENEZ RUEDA	1	2:51.443	11:38:11.717
(579) JORGE DOMINGO ORTEGA ELVIRA	1	2:54.087	11:44:13.757
(334) EDUARDO ROSA RODRIGUEZ	1	2:55.191	11:36:15.239

Vuelta	Tiempo de vuelta	Dif. resp. 1°	Hora del día
(511) JOSE ANTONIO SANCHEZ RUDILLA	1	3:01.508	11:42:50.846
(124) DANIEL ZANCADA REDONDO	1	3:05.061	11:26:26.185
(406) ANTONIO MANUEL PEREZ GARCIA	1	3:07.309	11:37:27.606

II Cross Country CASARABONELA

Vuelta a vuelta

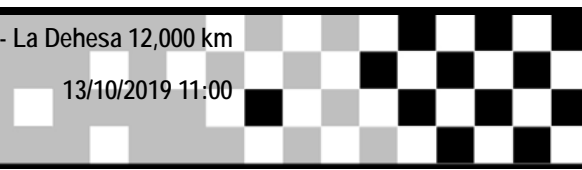
CARRERA

Puerto Martinez - La Dehesa 12,000 km

SUPER POLE

13/10/2019 11:00

Clasificación iniciado a 11:18:47



Competidores	Vueltas	
	0	1
JOSE MANUEL MORILLO RACERO (33)	1	<u>33 33</u>
JOSE MANUEL PARTIDA ARMIJE (44)	2	<u>44 44</u>
LUKE HENRY J COPESTAKE (10)	3	<u>10 10</u>
JUAN MIGUEL GOMEZ GONZALEZ (19)	4	<u>19 19</u>
JUAN CARLOS RAMIREZ ORTUÑO (7)	5	<u>7 7</u>
ANTONIO GARCIA GALVEZ (172)	6	<u>172 172</u>
PABLO FERNANDEZ CORBACHO (126)	7	<u>126 126</u>
JUAN MANUEL AGUILERA ROLDAN (135)	8	<u>135 135</u>
ISAAC CARRILLO MUÑOZ (122)	9	<u>122 122</u>
DANIEL ZANCADA REDONDO (124)	10	<u>124 296</u>
SERGIO EDUARDO RANDO PEREZ (296)	11	<u>296 124</u>
SALVADOR GUZMAN TRUJILLO (204)	12	<u>204 204</u>
MANUEL HURTADO BORRERO (203)	13	<u>203 203</u>
OSCAR JIMENEZ RODRIGUEZ (243)	14	<u>243 243</u>
DAVID FUENTES ROCA (223)	15	<u>223 223</u>
JUAN PEDRO MONTILLA RODRIGUEZ (253)	16	<u>253 253</u>
JESUS MARIA ZAMORA MARIN (226)	17	<u>226 226</u>
FRANCISCO RAFAEL ALVAREZ RIOS (251)	18	<u>251 251</u>
ALEJANDRO AGUILON LEIVA (236)	19	<u>236 236</u>
JUAN JOSE FERNANDEZ TORONJO (300)	20	<u>300 300</u>
SALVADOR MATA JIMENEZ (345)	21	<u>345 345</u>
JOSE ANTONIO SANCHEZ MERINO (304)	22	<u>304 304</u>
JORGE ANTONIO GARCIA MARQUEZ (316)	23	<u>316 316</u>
FRANCISCO JOSE GARCIA NETO (317)	24	<u>317 317</u>
SAID MIMUN AHMED (307)	25	<u>307 307</u>
JOSE ANTONIO SANCHEZ GONZALEZ (315)	26	<u>315 315</u>
NORDIN HAMED MOHAMED (303)	27	<u>303 303</u>
JUAN ANTONIO FLORES ROJAS (346)	28	<u>346 346</u>
FRANCISCO ALVARADO ZAFRA (326)	29	<u>326 326</u>
EDUARDO ROSA RODRIGUEZ (334)	30	<u>334 334</u>
GERARDO PIZONES GUERRERO (471)	31	<u>471 471</u>
ANTONIO MANUEL PEREZ GARCIA (406)	32	<u>406 406</u>
JOSE VAZQUEZ CASTILLO (405)	33	<u>405 405</u>
ALFREDO JIMENEZ RUEDA (438)	34	<u>438 438</u>
FRANCISCO JOSE SUBIRES MONTIEL (531)	35	<u>531 531</u>
JAVIER PARRA TERUEL (513)	36	<u>513 513</u>
CARLOS CABRERA AGUILAR (500)	37	<u>500 500</u>
JOSE MARIA RABADAN CASTILLA (516)	38	<u>516 516</u>
MARIO ORTEGA ALBA (593)	39	<u>593 593</u>
VICTOR NOEL BEIGVEDER PEREZ (515)	40	<u>515 515</u>
JOSE DEL VALLE CABALLERO (510)	41	<u>510 510</u>
JUAN BERNAL REINA (551)	42	<u>551 551</u>
JOSE ANTONIO SANCHEZ RUDILLA (511)	43	<u>511 511</u>
ALEJANDRO MALAGON PAREJA (573)	44	<u>573 573</u>
JUAN ISIDRO MEDINA CANO (578)	45	<u>578 578</u>
JORGE DOMINGO ORTEGA ELVIRA (579)	46	<u>579 579</u>
ALBERTO FERNANDEZ GARCIA (583)	47	<u>583 583</u>
-	48	
-	49	
-	50	

Cronometraje

Orhite

C/ Lora del Río, 1
Instalaciones Deportivas Tiro de Línea -41013
954 613 897 - Fax: 954 610 600
606 149 811



twitter @famotos

YouTube famotostube

info@famotos.com

APP famotos

www.famotos.com

facebook https://www.facebook.com/fam.federacionandaluzamotociclismo

instagram fam_motociclismoandalucia/



II Cross Country CASARABONELA

Clasificado por vueltas

CARRERA

Puerto Martinez - La Dehesa 12,000 km

CARRERA

13/10/2019 12:00

Carrera (2:00:00 Tiempo) iniciado a 12:11:14

Pos.	N°	Nombre	Puntos	Vueltas	Total T°	Dif. resp. 1°	Mejor Tm	Clase
1	243	OSCAR JIMENEZ RODRIGUEZ	25	10	2:12:25.642		12:43.750	SENIOR-B
2	33	JOSE MANUEL MORILLO RACERO	25	10	2:12:33.205	7.563	12:12.214	SENIOR-A
3	204	SALVADOR GUZMAN TRUJILLO	22	9	2:03:44.787	1 Vuelta	12:48.402	SENIOR-B
4	296	SERGIO EDUARDO RANDO PEREZ	20	9	2:04:46.182	1 Vuelta	13:30.427	SENIOR-B
5	172	ANTONIO GARCIA GALVEZ	25	9	2:05:41.486	1 Vuelta	13:27.612	JUNIOR SUB-23
6	126	PABLO FERNANDEZ CORBACHO	22	9	2:06:08.791	1 Vuelta	13:16.493	JUNIOR SUB-23
7	211	JUAN JOSE GONZALEZ RODRIGUEZ	18	9	2:06:21.175	1 Vuelta	13:13.769	SENIOR-B
8	253	JUAN PEDRO MONTILLA RODRIGUEZ	16	9	2:06:44.800	1 Vuelta	13:07.701	SENIOR-B
9	44	JOSE MANUEL PARTIDA ARMIJE	22	9	2:06:52.236	1 Vuelta	13:25.332	SENIOR-A
10	300	JUAN JOSE FERNANDEZ TORONJO	25	9	2:09:37.469	1 Vuelta	13:43.780	SENIOR-C
11	135	JUAN MANUEL AGUILERA ROLDAN	20	9	2:10:39.419	1 Vuelta	13:19.081	JUNIOR SUB-23
12	345	SALVADOR MATA JIMENEZ	22	9	2:10:51.418	1 Vuelta	14:00.857	SENIOR-C
13	516	JOSE MARIA RABADAN CASTILLA	25	9	2:11:14.137	1 Vuelta	13:36.889	AFICIONADOS
14	304	JOSE ANTONIO SANCHEZ MERINO	20	9	2:11:24.747	1 Vuelta	14:00.469	SENIOR-C
15	316	JORGE ANTONIO GARCIA MARQUEZ	18	9	2:11:31.159	1 Vuelta	14:02.098	SENIOR-C
16	223	DAVID FUENTES ROCA	15	9	2:11:56.078	1 Vuelta	14:02.977	SENIOR-B
17	665	CRISTOBAL MANUEL RUBIO ARCO	25	9	2:12:02.985	1 Vuelta	13:42.924	Copa Pont-Grup Seguros
18	317	FRANCISCO JOSE GARCIA NETO	16	9	2:12:11.374	1 Vuelta	13:52.644	SENIOR-C
19	226	JESUS MARIA ZAMORA MARIN	14	9	2:14:20.737	1 Vuelta	13:49.653	SENIOR-B
20	19	JUAN MIGUEL GOMEZ GONZALEZ	20	8	2:00:07.297	2 Vueltas	14:26.662	SENIOR-A
21	471	GERARDO PIZONES GUERRERO	25	8	2:00:54.706	2 Vueltas	14:25.001	MASTER-45
22	315	JOSE ANTONIO SANCHEZ GONZALEZ	15	8	2:01:52.040	2 Vueltas	14:25.395	SENIOR-C
23	604	JAVIER PORTILLO GALVE	25	8	2:02:09.053	2 Vueltas	14:39.796	TROFEO SOCIAL
24	780	MANUEL PEREZ ZARZUELA	22	8	2:02:19.423	2 Vueltas	14:17.502	Copa Pont-Grup Seguros
25	303	NORDIN HAMED MOHAMED	14	8	2:03:33.619	2 Vueltas	14:11.210	SENIOR-C
26	608	JUAN CARLOS MAIRENA MERINO	22	8	2:03:43.864	2 Vueltas	14:21.611	TROFEO SOCIAL
27	618	JUAN FRANCISCO TORRES POZO	20	8	2:03:46.494	2 Vueltas	14:44.427	TROFEO SOCIAL
28	500	CARLOS CABRERA AGUILAR	22	8	2:04:02.633	2 Vueltas	14:59.446	AFICIONADOS
29	609	OSAMA SAFINE LAZHAR	18	8	2:04:40.009	2 Vueltas	14:33.684	TROFEO SOCIAL
30	346	JUAN ANTONIO FLORES ROJAS	13	8	2:04:55.911	2 Vueltas	14:43.134	SENIOR-C
31	122	ISAAC CARRILLO MUÑOZ	18	8	2:05:06.084	2 Vueltas	15:08.316	JUNIOR SUB-23
32	251	FRANCISCO RAFAEL ALVAREZ RIOS	13	8	2:05:17.605	2 Vueltas	14:57.531	SENIOR-B
33	236	ALEJANDRO AGUILON LEIVA	12	8	2:05:26.137	2 Vueltas	14:46.937	SENIOR-B
34	403	JUAN CARLOS MORENO RAMIREZ	22	8	2:05:29.828	2 Vueltas	14:42.027	MASTER-45
35	573	ALEJANDRO MALAGON PAREJA	20	8	2:05:37.226	2 Vueltas	14:40.867	AFICIONADOS
36	578	JUAN ISIDRO MEDINA CANO	18	8	2:05:43.318	2 Vueltas	14:59.028	AFICIONADOS
37	779	FERNANDO DANIEL DELONC MARTINEZ	20	8	2:06:01.024	2 Vueltas	14:45.603	Copa Pont-Grup Seguros
38	622	FRANCISCO DAVID HERRERA VAZQUEZ	16	8	2:06:11.808	2 Vueltas	14:48.168	TROFEO SOCIAL
39	624	SERGIO RUEDA PEREZ	15	8	2:06:22.263	2 Vueltas	14:37.343	TROFEO SOCIAL
40	610	LEONARDO VALLE REVERENDO	14	8	2:06:24.168	2 Vueltas	14:30.582	TROFEO SOCIAL

Márgen de victoria	Velocidad media	Mejor t° de vuelta	Mejor Vel.	Mejor vuelta para
7.563	54,369	12:12.214	58,999	33 - JOSE MANUEL MORILLO RACER

Cronometraje

Orbits

C/ Lora del Río, 1
Instalaciones Deportivas Tiro de Línea -41013
954 613 897 - Fax: 954 610 600
606 149 811



twitter

@famotos

YouTube

famotosube

email

info@famotos.com

APP

famotos

www.famotos.com

facebook

https://www.facebook.com/fam.federacionandaluzamotociclismo

instagram

fam_motociclismoandalucia/



II Cross Country CASARABONELA

Clasificado por vueltas

CARRERA Puerto Martinez - La Dehesa 12,000 km

CARRERA 13/10/2019 12:00

Carrera (2:00:00 Tiempo) iniciado a 12:11:14

Pos.	N°	Nombre	Puntos	Vueltas	Total T°	Dif. resp. 1°	Mejor Tm	Clase
41	531	FRANCISCO JOSE SUBIRES MONTIEL	16	8	2:07:00.320	2 Vueltas	14:45.339	AFICIONADOS
42	733	MOISES GILERA MOJICA	18	8	2:07:35.536	2 Vueltas	15:19.758	Copa Pont-Grup Seguros
43	755	MANUEL IGNACIO BARRIOS SANCHEZ	16	8	2:08:18.439	2 Vueltas	15:13.491	Copa Pont-Grup Seguros
44	326	FRANCISCO ALVARADO ZAFRA	12	8	2:08:41.303	2 Vueltas	15:41.811	SENIOR-C
45	737	JUAN FRANCISCO TORRES PEREZ	15	8	2:09:08.892	2 Vueltas	15:05.565	Copa Pont-Grup Seguros
46	763	EDUARDO DIAZ HERMOSO	14	8	2:09:37.501	2 Vueltas	15:29.505	Copa Pont-Grup Seguros
47	772	MARCOS GONZALEZ RUBIO	13	8	2:09:50.541	2 Vueltas	14:24.887	Copa Pont-Grup Seguros
48	628	PEDRO JAEN LARA	13	8	2:09:51.452	2 Vueltas	15:11.511	TROFEO SOCIAL
49	634	JOSE MARIA BERLANGA ASENCIO	12	8	2:10:24.641	2 Vueltas	15:04.132	TROFEO SOCIAL
50	729	DAVID COTE LEAL	12	8	2:10:36.200	2 Vueltas	15:24.749	Copa Pont-Grup Seguros
51	438	ALFREDO JIMENEZ RUEDA	20	8	2:10:39.878	2 Vueltas	15:43.754	MASTER-45
52	632	JOSE GODRID JAIME	11	8	2:10:49.907	2 Vueltas	15:36.446	TROFEO SOCIAL
53	501	JUAN CARLOS MORENO LOBON	15	8	2:11:04.283	2 Vueltas	15:16.059	AFICIONADOS
54	734	JOSE ANGEL HITOS GIL	11	8	2:11:08.473	2 Vueltas	15:27.034	Copa Pont-Grup Seguros
55	625	RAUL SANCHEZ GOMEZ	10	8	2:11:29.844	2 Vueltas	15:39.250	TROFEO SOCIAL
56	616	GABRIEL TOVAR CALZADO	9	8	2:11:46.207	2 Vueltas	15:24.434	TROFEO SOCIAL
57	405	JOSE VAZQUEZ CASTILLO	18	8	2:12:13.003	2 Vueltas	15:18.572	MASTER-45
58	776	SEBASTIAN CAMUÑA ACEDO	10	8	2:12:14.460	2 Vueltas	15:05.319	Copa Pont-Grup Seguros
59	738	ALVARO GOMEZ JIMENEZ	9	8	2:12:35.502	2 Vueltas	15:21.804	Copa Pont-Grup Seguros
60	750	CARLOS JAVIER CANO NIETO	8	8	2:13:49.495	2 Vueltas	15:08.657	Copa Pont-Grup Seguros
61	749	ALVARO JAVIER MORET MEGIAS	7	8	2:14:01.508	2 Vueltas	15:00.669	Copa Pont-Grup Seguros
62	203	MANUEL HURTADO BORRERO	11	8	2:14:38.933	2 Vueltas	14:42.511	SENIOR-B
63	728	JULIO JOSE TORRES PEREZ	6	8	2:14:57.739	2 Vueltas	15:51.328	Copa Pont-Grup Seguros
64	746	ANTONIO JESUS GARCIA FLORIDO	5	8	2:15:02.946	2 Vueltas	15:33.101	Copa Pont-Grup Seguros
65	603	JAIME CASTRO GARCIA	8	8	2:15:05.884	2 Vueltas	15:37.903	TROFEO SOCIAL
66	611	CHRISTIAN CAMILO ROSA MENA	7	8	2:15:31.834	2 Vueltas	15:40.971	TROFEO SOCIAL
67	579	JORGE DOMINGO ORTEGA ELVIRA	14	7	2:00:02.760	3 Vueltas	16:30.681	AFICIONADOS
68	583	ALBERTO FERNANDEZ GARCIA	13	7	2:00:16.575	3 Vueltas	14:49.985	AFICIONADOS
69	515	VICTOR NOEL BEIGVEDER PEREZ	12	7	2:01:06.937	3 Vueltas	15:44.717	AFICIONADOS
70	307	SAID MIMUN AHMED	11	7	2:01:13.740	3 Vueltas	16:32.636	SENIOR-C
71	777	ALEJANDRO GOMEZ GUTIERREZ	4	7	2:01:33.877	3 Vueltas	16:12.625	Copa Pont-Grup Seguros
72	627	NOORDIN LAARBI HAMMUAD	6	7	2:01:54.034	3 Vueltas	16:06.557	TROFEO SOCIAL
73	778	ANTONIO JOSE MORALES RODRIGUEZ	3	7	2:02:26.507	3 Vueltas	15:11.962	Copa Pont-Grup Seguros
74	593	MARIO ORTEGA ALBA	11	7	2:02:47.093	3 Vueltas	16:10.216	AFICIONADOS
75	623	BERNARDO GUERRERO MARQUEZ	5	7	2:03:33.347	3 Vueltas	16:29.846	TROFEO SOCIAL
76	511	JOSE ANTONIO SANCHEZ RUDILLA	10	7	2:04:01.113	3 Vueltas	16:40.883	AFICIONADOS
77	334	EDUARDO ROSA RODRIGUEZ	10	7	2:05:14.074	3 Vueltas	17:20.347	SENIOR-C
78	731	JOSE MARCOS ALVAREZ RUIZ	2	7	2:05:26.645	3 Vueltas	15:52.692	Copa Pont-Grup Seguros
79	551	JUAN BERNAL REINA	9	7	2:05:32.941	3 Vueltas	17:01.461	AFICIONADOS
80	635	OSCAR DAVID FUENTES JIMENEZ	4	7	2:06:33.543	3 Vueltas	14:27.917	TROFEO SOCIAL

Márgen de victoria	Velocidad media	Mejor t° de vuelta	Mejor Vel.	Mejor vuelta para
7.563	54,369	12:12.214	58,999	33 - JOSE MANUEL MORILLO RACER

Cronometraje Orbits

II Cross Country CASARABONELA

Clasificado por vueltas

CARRERA

Puerto Martinez - La Dehesa 12,000 km

CARRERA

13/10/2019 12:00

Carrera (2:00:00 Tiempo) iniciado a 12:11:14

Pos.	N°	Nombre	Puntos	Vueltas	Total T°	Dif. resp. 1°	Mejor Tm	Clase
81	735	JOSE MARIA ARANA LOZANO	1	7	2:07:37.489	3 Vueltas	15:12.822	Copa Pont-Grup Seguros
82	742	MIGUEL MALAGON CAÑADAS	0	7	2:09:23.535	3 Vueltas	16:09.767	Copa Pont-Grup Seguros
83	124	DANIEL ZANCADA REDONDO	16	7	2:09:26.060	3 Vueltas	15:39.434	JUNIOR SUB-23
84	773	DAVID GUERRERO GARCIA	0	7	2:10:15.458	3 Vueltas	16:22.875	Copa Pont-Grup Seguros
85	766	IVAN GOMEZ MESA	0	7	2:10:36.667	3 Vueltas	16:12.439	Copa Pont-Grup Seguros
86	751	ALONSO MORENO MUNUERA	0	7	2:10:37.717	3 Vueltas	17:04.930	Copa Pont-Grup Seguros
87	765	ALEJANDRO GARCIA GARCIA	0	7	2:10:44.696	3 Vueltas	17:22.624	Copa Pont-Grup Seguros
88	626	RAUL GARCIA ZAFRA	3	7	2:13:12.408	3 Vueltas	17:02.308	TROFEO SOCIAL
89	758	MARIO JIMENEZ BLAZQUE	0	7	2:13:22.041	3 Vueltas	17:27.876	Copa Pont-Grup Seguros
90	605	NICOLAS GUERRERO ORTIZ	2	7	2:13:30.019	3 Vueltas	17:25.942	TROFEO SOCIAL
91	761	FRANCISCO JAVIER CUETO BRAVO	0	7	2:13:48.271	3 Vueltas	16:06.020	Copa Pont-Grup Seguros
92	630	JOSE DAVID DOÑA PEREZ	1	7	2:15:00.725	3 Vueltas	17:01.350	TROFEO SOCIAL
93	513	JAVIER PARRA TERUEL	8	7	2:16:51.558	3 Vueltas	17:04.482	AFICIONADOS
94	769	FAUSI KADDUR HAMMAD	0	6	2:01:03.021	4 Vueltas	15:12.290	Copa Pont-Grup Seguros
95	620	PEDRO AGUA PORRAS	0	6	2:01:23.947	4 Vueltas	18:49.937	TROFEO SOCIAL
96	732	JUAN CARLOS GUERRERO ARIZA	0	6	2:02:30.427	4 Vueltas	18:29.713	Copa Pont-Grup Seguros
97	730	TEODOSIO MALAGON GALVEZ	0	6	2:04:09.277	4 Vueltas	18:14.251	Copa Pont-Grup Seguros
98	764	JUAN MANUEL GOMEZ ESCRIBANO	0	6	2:05:09.519	4 Vueltas	18:22.420	Copa Pont-Grup Seguros
99	739	JUAN PEDRO PUERTO LIÑAN	0	6	2:06:13.684	4 Vueltas	18:37.078	Copa Pont-Grup Seguros
100	760	JOSE MANUEL PEREZ MUÑOZ	0	6	2:06:17.234	4 Vueltas	18:14.298	Copa Pont-Grup Seguros
101	757	LUIS ZARZANA ORELLANA	0	6	2:11:06.512	4 Vueltas	20:01.956	Copa Pont-Grup Seguros
102	775	RUBEN GARCIA GARCIA	0	6	2:12:24.035	4 Vueltas	19:12.036	Copa Pont-Grup Seguros
103	601	JOSE IGNACIO RUIZ FERNANDEZ	0	6	2:13:14.541	4 Vueltas	18:42.113	TROFEO SOCIAL
104	619	JOSE ANTONIO RAMIREZ RUIZ	0	5	2:00:20.876	5 Vueltas	20:21.731	TROFEO SOCIAL
105	759	ALEJANDRO PEREZ MUÑOZ	0	5	2:00:32.975	5 Vueltas	18:19.125	Copa Pont-Grup Seguros
106	748	JUAN FRANCISCO TORRES ORDOÑEZ	0	5	2:03:49.699	5 Vueltas	20:47.988	Copa Pont-Grup Seguros
107	629	JAVIER SANCHEZ TERUEL	0	5	2:04:22.436	5 Vueltas	21:09.053	TROFEO SOCIAL
108	7	JUAN CARLOS RAMIREZ ORTUÑO	18	5	2:06:03.585	5 Vueltas	12:54.893	SENIOR-A
109	613	IVAN PEREZ RUIZ	0	5	2:13:48.405	5 Vueltas	21:03.201	TROFEO SOCIAL

No clasificado (50% = 5 Vueltas)

606	JOSE FRANCISCO REINA VERA	0	4	2:00:35.177	6 Vueltas	24:37.215	TROFEO SOCIAL
NT	771 JUAN MANUEL GUERRERO GARCIA	0	6	1:40:55.071	NT	15:42.850	Copa Pont-Grup Seguros
NT	774 ALVARO GUERRERO MORENO	0	6	1:51:23.396	NT	16:40.994	Copa Pont-Grup Seguros
NT	633 JOSE GOMEZ GONZALEZ	0	5	1:27:56.953	NT	16:21.171	TROFEO SOCIAL
NT	740 ANTONIO AVILA JIMENEZ	0	5	1:42:59.616	NT	18:47.736	Copa Pont-Grup Seguros
NT	510 JOSE DEL VALLE CABALLERO	0	4	1:03:10.423	NT	13:57.443	AFICIONADOS
NT	615 JOSE MIGUEL RUIZ BAQUERO	0	4	1:22:16.074	NT	18:55.317	TROFEO SOCIAL
NT	631 CARLOS PALENZUELA SANCHEZ	0	4	1:29:41.799	NT	18:59.646	TROFEO SOCIAL
NT	770 FRANCISCO JAVIER JANOT MULERO	0	4	1:32:27.996	NT	19:33.571	Copa Pont-Grup Seguros

Márgen de victoria	Velocidad media	Mejor t° de vuelta	Mejor Vel.	Mejor vuelta para
7.563	54,369	12:12.214	58,999	33 - JOSE MANUEL MORILLO RACER

Cronometraje

Orbits

C/ Lora del Río, 1
Instalaciones Deportivas Tiro de Línea -41013
954 613 897 - Fax: 954 610 600
606 149 811



@famotos



famotostube



info@famotos.com



famotos



www.famotos.com



https://www.facebook.com/fam.federacionandaluzamotociclismo



fam_motociclismoandalucia/



II Cross Country CASARABONELA

Clasificado por vueltas

CARRERA Puerto Martinez - La Dehesa 12,000 km

CARRERA 13/10/2019 12:00

Carrera (2:00:00 Tiempo) iniciado a 12:11:14

Pos.	N°	Nombre	Puntos	Vueltas	Total T°	Dif. resp. 1°	Mejor Tm	Clase
NT	406	ANTONIO MANUEL PEREZ GARCIA	0	4	1:33:46.637	NT	20:51.871	MASTER-45
NT	602	JOSE ANTONIO RODRIGUEZ CABALLERO	0	4	1:34:12.141	NT	19:37.770	TROFEO SOCIAL
NT	743	JUAN CARLOS ORTEGA HERVAS	0	4	1:36:22.214	NT	20:13.765	Copa Pont-Grup Seguros
NT	756	MIGUEL RUIZ LOBATO	0	3	49:17.004	NT	15:18.370	Copa Pont-Grup Seguros
NT	612	ALEJANDRO VELA ORTIZ	0	3	55:53.411	NT	17:00.498	TROFEO SOCIAL
NT	747	ALFONSO DIAZ ARANDA	0	3	1:31:48.417	NT	25:35.827	Copa Pont-Grup Seguros
NT	745	PEDRO FLORIDO MIGUEL	0	2	34:41.313	NT	15:40.593	Copa Pont-Grup Seguros
NT	10	LUKE HENRY J COPESTAKE	0	2	34:44.523	NT	16:34.425	SENIOR-A
NT	784	BORJA VERDUGO BUENO	0	2	36:19.972	NT	15:59.703	Copa Pont-Grup Seguros
NT	754	IGNACIO MEDINA CANO	0	2	49:18.820	NT	22:26.922	Copa Pont-Grup Seguros
NT	753	IVAN LIÑAN CRESPO	0	2	49:20.233	NT	22:35.182	Copa Pont-Grup Seguros
NT	762	MANUEL JESUS CANOVAS PUERTO	0	2	52:18.096	NT	23:00.194	Copa Pont-Grup Seguros
NT	614	BORJA RUIZ BAQUERO	0	2	1:00:50.303	NT	26:23.572	TROFEO SOCIAL
NT	621	JAIRO DAVID RUBIO COCA	0	1	21:11.474	NT	18:44.676	TROFEO SOCIAL
NT	607	JUAN ANTONIO LOZANO ROMAN	0	1	21:17.875	NT	18:54.426	TROFEO SOCIAL
NT	736	MARIO ARCO MEDINA	0		2:52.017	NT		Copa Pont-Grup Seguros

Márgen de victoria	Velocidad media	Mejor t° de vuelta	Mejor Vel.	Mejor vuelta para
7.563	54,369	12:12.214	58,999	33 - JOSE MANUEL MORILLO RACER

Cronometraje Orbits

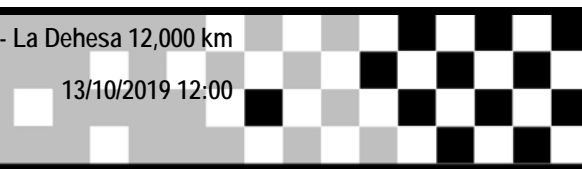
II Cross Country CASARABONELA

Clasificado por vueltas

CARRERA Puerto Martinez - La Dehesa 12,000 km

CARRERA 13/10/2019 12:00

Carrera (2:00:00 Tiempo) iniciado a 12:11:14



Pos.	N°	Nombre	Puntos	Vueltas	Total T°	Dif. resp. 1°	Mejor Tm	Clase
AFICIONADOS								
1	516	JOSE MARIA RABADAN CASTILLA	25	9	2:11:14.137		13:36.889	AFICIONADOS
2	500	CARLOS CABRERA AGUILAR	22	8	2:04:02.633	1 Vuelta	14:59.446	AFICIONADOS
3	573	ALEJANDRO MALAGON PAREJA	20	8	2:05:37.226	1 Vuelta	14:40.867	AFICIONADOS
4	578	JUAN ISIDRO MEDINA CANO	18	8	2:05:43.318	1 Vuelta	14:59.028	AFICIONADOS
5	531	FRANCISCO JOSE SUBIRES MONTIEL	16	8	2:07:00.320	1 Vuelta	14:45.339	AFICIONADOS
6	501	JUAN CARLOS MORENO LOBON	15	8	2:11:04.283	1 Vuelta	15:16.059	AFICIONADOS
7	579	JORGE DOMINGO ORTEGA ELVIRA	14	7	2:00:02.760	2 Vueltas	16:30.681	AFICIONADOS
8	583	ALBERTO FERNANDEZ GARCIA	13	7	2:00:16.575	2 Vueltas	14:49.985	AFICIONADOS
9	515	VICTOR NOEL BEIGVEDER PEREZ	12	7	2:01:06.937	2 Vueltas	15:44.717	AFICIONADOS
10	593	MARIO ORTEGA ALBA	11	7	2:02:47.093	2 Vueltas	16:10.216	AFICIONADOS
11	511	JOSE ANTONIO SANCHEZ RUDILLA	10	7	2:04:01.113	2 Vueltas	16:40.883	AFICIONADOS
12	551	JUAN BERNAL REINA	9	7	2:05:32.941	2 Vueltas	17:01.461	AFICIONADOS
13	513	JAVIER PARRA TERUEL	8	7	2:16:51.558	2 Vueltas	17:04.482	AFICIONADOS

No clasificado (50% = 5 Vueltas)

NT	510	JOSE DEL VALLE CABALLERO	0	4	1:03:10.423	NT	13:57.443	AFICIONADOS
----	-----	--------------------------	---	---	-------------	----	-----------	-------------

Copa Pont-Grup Seguros

1	665	CRISTOBAL MANUEL RUBIO ARCO	25	9	2:12:02.985		13:42.924	Copa Pont-Grup Seguros
2	780	MANUEL PEREZ ZARZUELA	22	8	2:02:19.423	1 Vuelta	14:17.502	Copa Pont-Grup Seguros
3	779	FERNANDO DANIEL DELONC MARTINEZ	20	8	2:06:01.024	1 Vuelta	14:45.603	Copa Pont-Grup Seguros
4	733	MOISES GILERA MOJICA	18	8	2:07:35.536	1 Vuelta	15:19.758	Copa Pont-Grup Seguros
5	755	MANUEL IGNACIO BARRIOS SANCHEZ	16	8	2:08:18.439	1 Vuelta	15:13.491	Copa Pont-Grup Seguros
6	737	JUAN FRANCISCO TORRES PEREZ	15	8	2:09:08.892	1 Vuelta	15:05.565	Copa Pont-Grup Seguros
7	763	EDUARDO DIAZ HERMOSO	14	8	2:09:37.501	1 Vuelta	15:29.505	Copa Pont-Grup Seguros
8	772	MARCOS GONZALEZ RUBIO	13	8	2:09:50.541	1 Vuelta	14:24.887	Copa Pont-Grup Seguros
9	729	DAVID COTE LEAL	12	8	2:10:36.200	1 Vuelta	15:24.749	Copa Pont-Grup Seguros
10	734	JOSE ANGEL HITOS GIL	11	8	2:11:08.473	1 Vuelta	15:27.034	Copa Pont-Grup Seguros
11	776	SEBASTIAN CAMUÑA ACEDO	10	8	2:12:14.460	1 Vuelta	15:05.319	Copa Pont-Grup Seguros
12	738	ALVARO GOMEZ JIMENEZ	9	8	2:12:35.502	1 Vuelta	15:21.804	Copa Pont-Grup Seguros
13	750	CARLOS JAVIER CANO NIETO	8	8	2:13:49.495	1 Vuelta	15:08.657	Copa Pont-Grup Seguros
14	749	ALVARO JAVIER MORET MEGIAS	7	8	2:14:01.508	1 Vuelta	15:00.669	Copa Pont-Grup Seguros
15	728	JULIO JOSE TORRES PEREZ	6	8	2:14:57.739	1 Vuelta	15:51.328	Copa Pont-Grup Seguros
16	746	ANTONIO JESUS GARCIA FLORIDO	5	8	2:15:02.946	1 Vuelta	15:33.101	Copa Pont-Grup Seguros
17	777	ALEJANDRO GOMEZ GUTIERREZ	4	7	2:01:33.877	2 Vueltas	16:12.625	Copa Pont-Grup Seguros
18	778	ANTONIO JOSE MORALES RODRIGUEZ	3	7	2:02:26.507	2 Vueltas	15:11.962	Copa Pont-Grup Seguros
19	731	JOSE MARCOS ALVAREZ RUIZ	2	7	2:05:26.645	2 Vueltas	15:52.692	Copa Pont-Grup Seguros
20	735	JOSE MARIA ARANA LOZANO	1	7	2:07:37.489	2 Vueltas	15:12.822	Copa Pont-Grup Seguros

Márgen de victoria	Velocidad media	Mejor t° de vuelta	Mejor Vel.	Mejor vuelta para
7.563	54,369	12:12.214	58,999	33 - JOSE MANUEL MORILLO RACER

II Cross Country CASARABONELA

Clasificado por vueltas

CARRERA Puerto Martinez - La Dehesa 12,000 km

CARRERA 13/10/2019 12:00

Carrera (2:00:00 Tiempo) iniciado a 12:11:14

Pos.	N°	Nombre	Puntos	Vueltas	Total T°	Dif. resp. 1°	Mejor Tm	Clase
21	742	MIGUEL MALAGON CAÑADAS	0	7	2:09:23.535	2 Vueltas	16:09.767	Copa Pont-Grup Seguros
22	773	DAVID GUERRERO GARCIA	0	7	2:10:15.458	2 Vueltas	16:22.875	Copa Pont-Grup Seguros
23	766	IVAN GOMEZ MESA	0	7	2:10:36.667	2 Vueltas	16:12.439	Copa Pont-Grup Seguros
24	751	ALONSO MORENO MUNUERA	0	7	2:10:37.717	2 Vueltas	17:04.930	Copa Pont-Grup Seguros
25	765	ALEJANDRO GARCIA GARCIA	0	7	2:10:44.696	2 Vueltas	17:22.624	Copa Pont-Grup Seguros
26	758	MARIO JIMENEZ BLAZQUE	0	7	2:13:22.041	2 Vueltas	17:27.876	Copa Pont-Grup Seguros
27	761	FRANCISCO JAVIER CUETO BRAVO	0	7	2:13:48.271	2 Vueltas	16:06.020	Copa Pont-Grup Seguros
28	769	FAUSI KADDUR HAMDAD	0	6	2:01:03.021	3 Vueltas	15:12.290	Copa Pont-Grup Seguros
29	732	JUAN CARLOS GUERRERO ARIZA	0	6	2:02:30.427	3 Vueltas	18:29.713	Copa Pont-Grup Seguros
30	730	TEODOSIO MALAGON GALVEZ	0	6	2:04:09.277	3 Vueltas	18:14.251	Copa Pont-Grup Seguros
31	764	JUAN MANUEL GOMEZ ESCRIBANO	0	6	2:05:09.519	3 Vueltas	18:22.420	Copa Pont-Grup Seguros
32	739	JUAN PEDRO PUERTO LIÑAN	0	6	2:06:13.684	3 Vueltas	18:37.078	Copa Pont-Grup Seguros
33	760	JOSE MANUEL PEREZ MUÑOZ	0	6	2:06:17.234	3 Vueltas	18:14.298	Copa Pont-Grup Seguros
34	757	LUIS ZARZANA ORELLANA	0	6	2:11:06.512	3 Vueltas	20:01.956	Copa Pont-Grup Seguros
35	775	RUBEN GARCIA GARCIA	0	6	2:12:24.035	3 Vueltas	19:12.036	Copa Pont-Grup Seguros
36	759	ALEJANDRO PEREZ MUÑOZ	0	5	2:00:32.975	4 Vueltas	18:19.125	Copa Pont-Grup Seguros
37	748	JUAN FRANCISCO TORRES ORDOÑEZ	0	5	2:03:49.699	4 Vueltas	20:47.988	Copa Pont-Grup Seguros

No clasificado (50% = 5 Vueltas)

NT	771	JUAN MANUEL GUERRERO GARCIA	0	6	1:40:55.071	NT	15:42.850	Copa Pont-Grup Seguros
NT	774	ALVARO GUERRERO MORENO	0	6	1:51:23.396	NT	16:40.994	Copa Pont-Grup Seguros
NT	740	ANTONIO AVILA JIMENEZ	0	5	1:42:59.616	NT	18:47.736	Copa Pont-Grup Seguros
NT	770	FRANCISCO JAVIER JANOT MULERO	0	4	1:32:27.996	NT	19:33.571	Copa Pont-Grup Seguros
NT	743	JUAN CARLOS ORTEGA HERVAS	0	4	1:36:22.214	NT	20:13.765	Copa Pont-Grup Seguros
NT	756	MIGUEL RUIZ LOBATO	0	3	49:17.004	NT	15:18.370	Copa Pont-Grup Seguros
NT	747	ALFONSO DIAZ ARANDA	0	3	1:31:48.417	NT	25:35.827	Copa Pont-Grup Seguros
NT	745	PEDRO FLORIDO MIGUEL	0	2	34:41.313	NT	15:40.593	Copa Pont-Grup Seguros
NT	784	BORJA VERDUGO BUENO	0	2	36:19.972	NT	15:59.703	Copa Pont-Grup Seguros
NT	754	IGNACIO MEDINA CANO	0	2	49:18.820	NT	22:26.922	Copa Pont-Grup Seguros
NT	753	IVAN LIÑAN CRESPO	0	2	49:20.233	NT	22:35.182	Copa Pont-Grup Seguros
NT	762	MANUEL JESUS CANOVAS PUERTO	0	2	52:18.096	NT	23:00.194	Copa Pont-Grup Seguros
NT	736	MARIO ARCO MEDINA	0		2:52.017	NT		Copa Pont-Grup Seguros

JUNIOR SUB-23

1	172	ANTONIO GARCIA GALVEZ	25	9	2:05:41.486		13:27.612	JUNIOR SUB-23
2	126	PABLO FERNANDEZ CORBACHO	22	9	2:06:08.791	27.305	13:16.493	JUNIOR SUB-23
3	135	JUAN MANUEL AGUILERA ROLDAN	20	9	2:10:39.419	4:57.933	13:19.081	JUNIOR SUB-23
4	122	ISAAC CARRILLO MUÑOZ	18	8	2:05:06.084	1 Vuelta	15:08.316	JUNIOR SUB-23
5	124	DANIEL ZANCADA REDONDO	16	7	2:09:26.060	2 Vueltas	15:39.434	JUNIOR SUB-23

Márgen de victoria	Velocidad media	Mejor t° de vuelta	Mejor Vel.	Mejor vuelta para
7.563	54,369	12:12.214	58,999	33 - JOSE MANUEL MORILLO RACER

Cronometraje

Orbits

C/ Lora del Río, 1
Instalaciones Deportivas Tiro de Línea -41013
954 613 897 - Fax: 954 610 600
606 149 811



twitter

@famotos

YouTube

famotostube



info@famotos.com



famotos



www.famotos.com

facebook

https://www.facebook.com/fam.federacionandaluzamotociclismo



fam_motociclismoandalucia/

PONT GRUP

Andalucía



II Cross Country CASARABONELA

Clasificado por vueltas

CARRERA Puerto Martinez - La Dehesa 12,000 km

CARRERA 13/10/2019 12:00

Carrera (2:00:00 Tiempo) iniciado a 12:11:14

Pos.	N°	Nombre	Puntos	Vueltas	Total T°	Dif. resp. 1°	Mejor Tm	Clase
MASTER-45								
1	471	GERARDO PIZONES GUERRERO	25	8	2:00:54.706		14:25.001	MASTER-45
2	403	JUAN CARLOS MORENO RAMIREZ	22	8	2:05:29.828	4:35.122	14:42.027	MASTER-45
3	438	ALFREDO JIMENEZ RUEDA	20	8	2:10:39.878	9:45.172	15:43.754	MASTER-45
4	405	JOSE VAZQUEZ CASTILLO	18	8	2:12:13.003	11:18.297	15:18.572	MASTER-45

No clasificado (50% = 5 Vueltas)

NT	406	ANTONIO MANUEL PEREZ GARCIA	0	4	1:33:46.637	NT	20:51.871	MASTER-45
----	-----	-----------------------------	---	---	-------------	----	-----------	-----------

SENIOR-A

1	33	JOSE MANUEL MORILLO RACERO	25	10	2:12:33.205		12:12.214	SENIOR-A
2	44	JOSE MANUEL PARTIDA ARMIJE	22	9	2:06:52.236	1 Vuelta	13:25.332	SENIOR-A
3	19	JUAN MIGUEL GOMEZ GONZALEZ	20	8	2:00:07.297	2 Vueltas	14:26.662	SENIOR-A
4	7	JUAN CARLOS RAMIREZ ORTUÑO	18	5	2:06:03.585	5 Vueltas	12:54.893	SENIOR-A

No clasificado (50% = 5 Vueltas)

NT	10	LUKE HENRY J COPESTAKE	0	2	34:44.523	NT	16:34.425	SENIOR-A
----	----	------------------------	---	---	-----------	----	-----------	----------

SENIOR-B

1	243	OSCAR JIMENEZ RODRIGUEZ	25	10	2:12:25.642		12:43.750	SENIOR-B
2	204	SALVADOR GUZMAN TRUJILLO	22	9	2:03:44.787	1 Vuelta	12:48.402	SENIOR-B
3	296	SERGIO EDUARDO RANDO PEREZ	20	9	2:04:46.182	1 Vuelta	13:30.427	SENIOR-B
4	211	JUAN JOSE GONZALEZ RODRIGUEZ	18	9	2:06:21.175	1 Vuelta	13:13.769	SENIOR-B
5	253	JUAN PEDRO MONTILLA RODRIGUEZ	16	9	2:06:44.800	1 Vuelta	13:07.701	SENIOR-B
6	223	DAVID FUENTES ROCA	15	9	2:11:56.078	1 Vuelta	14:02.977	SENIOR-B
7	226	JESUS MARIA ZAMORA MARIN	14	9	2:14:20.737	1 Vuelta	13:49.653	SENIOR-B
8	251	FRANCISCO RAFAEL ALVAREZ RIOS	13	8	2:05:17.605	2 Vueltas	14:57.531	SENIOR-B
9	236	ALEJANDRO AGUILON LEIVA	12	8	2:05:26.137	2 Vueltas	14:46.937	SENIOR-B
10	203	MANUEL HURTADO BORRERO	11	8	2:14:38.933	2 Vueltas	14:42.511	SENIOR-B

SENIOR-C

1	300	JUAN JOSE FERNANDEZ TORONJO	25	9	2:09:37.469		13:43.780	SENIOR-C
2	345	SALVADOR MATA JIMENEZ	22	9	2:10:51.418	1:13.949	14:00.857	SENIOR-C
3	304	JOSE ANTONIO SANCHEZ MERINO	20	9	2:11:24.747	1:47.278	14:00.469	SENIOR-C
4	316	JORGE ANTONIO GARCIA MARQUEZ	18	9	2:11:31.159	1:53.690	14:02.098	SENIOR-C
5	317	FRANCISCO JOSE GARCIA NETO	16	9	2:12:11.374	2:33.905	13:52.644	SENIOR-C
6	315	JOSE ANTONIO SANCHEZ GONZALEZ	15	8	2:01:52.040	1 Vuelta	14:25.395	SENIOR-C
7	303	NORDIN HAMED MOHAMED	14	8	2:03:33.619	1 Vuelta	14:11.210	SENIOR-C
8	346	JUAN ANTONIO FLORES ROJAS	13	8	2:04:55.911	1 Vuelta	14:43.134	SENIOR-C
9	326	FRANCISCO ALVARADO ZAFRA	12	8	2:08:41.303	1 Vuelta	15:41.811	SENIOR-C

Márgen de victoria	Velocidad media	Mejor t° de vuelta	Mejor Vel.	Mejor vuelta para
7.563	54,369	12:12.214	58,999	33 - JOSE MANUEL MORILLO RACER

Cronometraje Orbits

II Cross Country CASARABONELA

Clasificado por vueltas

CARRERA

Puerto Martinez - La Dehesa 12,000 km

CARRERA

13/10/2019 12:00

Carrera (2:00:00 Tiempo) iniciado a 12:11:14

Pos.	N°	Nombre	Puntos	Vueltas	Total T°	Dif. resp. 1°	Mejor Tm	Clase
10	307	SAID MIMUN AHMED	11	7	2:01:13.740	2 Vueltas	16:32.636	SENIOR-C
11	334	EDUARDO ROSA RODRIGUEZ	10	7	2:05:14.074	2 Vueltas	17:20.347	SENIOR-C

TROFEO SOCIAL

1	604	JAVIER PORTILLO GALVE	25	8	2:02:09.053		14:39.796	TROFEO SOCIAL
2	608	JUAN CARLOS MAIRENA MERINO	22	8	2:03:43.864	1:34.811	14:21.611	TROFEO SOCIAL
3	618	JUAN FRANCISCO TORRES POZO	20	8	2:03:46.494	1:37.441	14:44.427	TROFEO SOCIAL
4	609	OSAMA SAFINE LAZHAR	18	8	2:04:40.009	2:30.956	14:33.684	TROFEO SOCIAL
5	622	FRANCISCO DAVID HERRERA VAZQUEZ	16	8	2:06:11.808	4:02.755	14:48.168	TROFEO SOCIAL
6	624	SERGIO RUEDA PEREZ	15	8	2:06:22.263	4:13.210	14:37.343	TROFEO SOCIAL
7	610	LEONARDO VALLE REVERENDO	14	8	2:06:24.168	4:15.115	14:30.582	TROFEO SOCIAL
8	628	PEDRO JAEN LARA	13	8	2:09:51.452	7:42.399	15:11.511	TROFEO SOCIAL
9	634	JOSE MARIA BERLANGA ASENCIO	12	8	2:10:24.641	8:15.588	15:04.132	TROFEO SOCIAL
10	632	JOSE GODRID JAIME	11	8	2:10:49.907	8:40.854	15:36.446	TROFEO SOCIAL
11	625	RAUL SANCHEZ GOMEZ	10	8	2:11:29.844	9:20.791	15:39.250	TROFEO SOCIAL
12	616	GABRIEL TOVAR CALZADO	9	8	2:11:46.207	9:37.154	15:24.434	TROFEO SOCIAL
13	603	JAIME CASTRO GARCIA	8	8	2:15:05.884	12:56.831	15:37.903	TROFEO SOCIAL
14	611	CHRISTIAN CAMILO ROSA MENA	7	8	2:15:31.834	13:22.781	15:40.971	TROFEO SOCIAL
15	627	NOORDIN LAARBI HAMMUAD	6	7	2:01:54.034	1 Vuelta	16:06.557	TROFEO SOCIAL
16	623	BERNARDO GUERRERO MARQUEZ	5	7	2:03:33.347	1 Vuelta	16:29.846	TROFEO SOCIAL
17	635	OSCAR DAVID FUENTES JIMENEZ	4	7	2:06:33.543	1 Vuelta	14:27.917	TROFEO SOCIAL
18	626	RAUL GARCIA ZAFRA	3	7	2:13:12.408	1 Vuelta	17:02.308	TROFEO SOCIAL
19	605	NICOLAS GUERRERO ORTIZ	2	7	2:13:30.019	1 Vuelta	17:25.942	TROFEO SOCIAL
20	630	JOSE DAVID DOÑA PEREZ	1	7	2:15:00.725	1 Vuelta	17:01.350	TROFEO SOCIAL
21	620	PEDRO AGUA PORRAS	0	6	2:01:23.947	2 Vueltas	18:49.937	TROFEO SOCIAL
22	601	JOSE IGNACIO RUIZ FERNANDEZ	0	6	2:13:14.541	2 Vueltas	18:42.113	TROFEO SOCIAL
23	619	JOSE ANTONIO RAMIREZ RUIZ	0	5	2:00:20.876	3 Vueltas	20:21.731	TROFEO SOCIAL
24	629	JAVIER SANCHEZ TERUEL	0	5	2:04:22.436	3 Vueltas	21:09.053	TROFEO SOCIAL
25	613	IVAN PEREZ RUIZ	0	5	2:13:48.405	3 Vueltas	21:03.201	TROFEO SOCIAL

No clasificado (50% = 5 Vueltas)

606	JOSE FRANCISCO REINA VERA	0	4	2:00:35.177	4 Vueltas	24:37.215	TROFEO SOCIAL	
NT	633	JOSE GOMEZ GONZALEZ	0	5	1:27:56.953	NT	16:21.171	TROFEO SOCIAL
NT	615	JOSE MIGUEL RUIZ BAQUERO	0	4	1:22:16.074	NT	18:55.317	TROFEO SOCIAL
NT	631	CARLOS PALENZUELA SANCHEZ	0	4	1:29:41.799	NT	18:59.646	TROFEO SOCIAL
NT	602	JOSE ANTONIO RODRIGUEZ CABALLERO	0	4	1:34:12.141	NT	19:37.770	TROFEO SOCIAL
NT	612	ALEJANDRO VELA ORTIZ	0	3	55:53.411	NT	17:00.498	TROFEO SOCIAL
NT	614	BORJA RUIZ BAQUERO	0	2	1:00:50.303	NT	26:23.572	TROFEO SOCIAL
NT	621	JAIRO DAVID RUBIO COCA	0	1	21:11.474	NT	18:44.676	TROFEO SOCIAL
NT	607	JUAN ANTONIO LOZANO ROMAN	0	1	21:17.875	NT	18:54.426	TROFEO SOCIAL

Márgen de victoria	Velocidad media	Mejor t° de vuelta	Mejor Vel.	Mejor vuelta para
7.563	54,369	12:12.214	58,999	33 - JOSE MANUEL MORILLO RACER

Cronometraje

Orbits

C/ Lora del Río, 1
Instalaciones Deportivas Tiro de Línea -41013
954 613 897 - Fax: 954 610 600
606 149 811



@famotos You Tube famotostube



info@famotos.com



famotos



www.famotos.com



https://www.facebook.com/fam.federacionandaluzamotociclismo



fam_motociclismoandalucia/



II Cross Country CASARABONELA

CARRERA

Puerto Martinez - La Dehesa 12,000 km

CARRERA

13/10/2019 12:00

Carrera (2:00:00 Tiempo) iniciado a 12:11:14

Vuelta	Tiempo de vuelta	Dif. resp. 1°	Hora del día
(243) OSCAR JIMENEZ RODRIGUEZ			
1	12:43.750		12:24:01.065
2	13:33.653	+49.903	12:37:34.718
3	13:07.760	+24.010	12:50:42.478
4	13:17.537	+33.787	13:04:00.015
5	13:33.310	+49.560	13:17:33.325
6	13:26.733	+42.983	13:31:00.058
7	13:13.964	+30.214	13:44:14.022
8	13:10.704	+26.954	13:57:24.726
9	13:22.599	+38.849	14:10:47.325
10	12:52.770	+9.020	14:23:40.095

Vuelta	Tiempo de vuelta	Dif. resp. 1°	Hora del día
(33) JOSE MANUEL MORILLO RACERO			
1	12:12.214		12:23:29.578
2	12:55.125	+42.911	12:36:24.703
3	13:20.522	+1:08.308	12:49:45.225
4	13:27.950	+1:15.736	13:03:13.175
5	13:39.064	+1:26.850	13:16:52.239
6	14:19.680	+2:07.466	13:31:11.919
7	13:33.998	+1:21.784	13:44:45.917
8	13:03.946	+51.732	13:57:49.863
9	13:22.995	+1:10.781	14:11:12.858
10	12:34.800	+22.586	14:23:47.658

Vuelta	Tiempo de vuelta	Dif. resp. 1°	Hora del día
(204) SALVADOR GUZMAN TRUJILLO			
1	12:48.402		12:24:06.250
2	12:57.748	+9.346	12:37:03.998
3	13:21.515	+33.113	12:50:25.513
4	13:56.125	+1:07.723	13:04:21.638
5	13:38.574	+50.172	13:18:00.212
6	14:10.743	+1:22.341	13:32:10.955
7	14:27.878	+1:39.476	13:46:38.833
8	14:00.812	+1:16.410	14:00:43.645
9	14:15.595	+1:27.193	14:14:59.240

Vuelta	Tiempo de vuelta	Dif. resp. 1°	Hora del día
(296) SERGIO EDUARDO RANDO PEREZ			
1	13:30.427		12:24:49.216
2	13:31.686	+1.259	12:38:20.902
3	13:48.857	+18.430	12:52:09.759
4	13:46.234	+15.807	13:05:55.993
5	14:34.580	+1:04.153	13:20:30.573
6	13:54.254	+23.827	13:34:24.827
7	13:44.141	+13.714	13:48:08.968
8	14:00.184	+29.757	14:02:09.152
9	13:51.483	+21.056	14:16:00.635

Vuelta	Tiempo de vuelta	Dif. resp. 1°	Hora del día
(172) ANTONIO GARCIA GALVEZ			
1	13:47.144	+19.532	12:25:05.305
2	13:27.612		12:38:32.917
3	14:24.793	+57.181	12:52:57.710
4	13:46.606	+18.994	13:06:44.316
5	14:07.775	+40.163	13:20:52.091
6	14:10.993	+43.381	13:35:03.084
7	13:41.750	+14.138	13:48:44.834
8	14:08.150	+40.538	14:02:52.984
9	14:02.955	+35.343	14:16:55.939

Vuelta	Tiempo de vuelta	Dif. resp. 1°	Hora del día
(126) PABLO FERNANDEZ CORBACHO			
1	14:04.891	+48.398	12:25:24.034
2	13:57.928	+41.435	12:39:21.962
3	13:16.493		12:52:38.455
4	13:25.578	+9.085	13:06:04.033
5	14:10.444	+53.951	13:20:14.477
6	14:48.238	+1:31.745	13:35:02.715
7	13:49.317	+32.824	13:48:52.032

Vuelta	Tiempo de vuelta	Dif. resp. 1°	Hora del día
8	14:39.289	+1:22.796	14:03:31.321
9	13:51.923	+35.430	14:17:23.244
(211) JUAN JOSE GONZALEZ RODRIGUEZ			
1	14:16.683	+1:02.914	12:26:55.383
2	13:13.769		12:40:09.152
3	13:33.286	+19.517	12:53:42.438
4	13:41.722	+27.953	13:07:24.160
5	14:06.641	+52.872	13:21:30.801
6	13:54.767	+40.998	13:35:25.568
7	13:27.326	+13.557	13:48:52.894
8	13:34.973	+21.204	14:02:27.867
9	15:07.761	+1:53.992	14:17:35.628

Vuelta	Tiempo de vuelta	Dif. resp. 1°	Hora del día
(253) JUAN PEDRO MONTILLA RODRIGUEZ			
1	13:29.768	+22.067	12:24:48.560
2	13:07.701		12:37:56.261
3	13:19.600	+11.899	12:51:15.861
4	13:46.559	+38.858	13:05:02.420
5	13:52.458	+44.757	13:18:54.878
6	14:23.493	+1:15.792	13:33:18.371
7	14:04.502	+56.801	13:47:22.873
8	14:36.304	+1:28.603	14:01:59.177
9	16:00.076	+2:52.375	14:17:59.253

Vuelta	Tiempo de vuelta	Dif. resp. 1°	Hora del día
(44) JOSE MANUEL PARTIDA ARMIJE			
1	13:25.332		12:24:43.103
2	15:03.802	+1:38.470	12:39:46.905
3	14:47.027	+1:21.695	12:54:33.932
4	14:21.513	+56.181	13:08:55.445
5	13:47.181	+21.849	13:22:42.626
6	14:03.787	+38.455	13:36:46.413
7	13:55.794	+30.462	13:50:42.207
8	13:42.666	+17.334	14:04:24.873
9	13:41.816	+16.484	14:18:06.689

Vuelta	Tiempo de vuelta	Dif. resp. 1°	Hora del día
(300) JUAN JOSE FERNANDEZ TORONJO			
1	15:08.344	+1:24.564	12:26:27.594
2	13:43.780		12:40:11.374
3	13:48.203	+4.423	12:53:59.577
4	15:37.564	+1:53.784	13:09:37.141
5	14:02.070	+18.290	13:23:39.211
6	14:27.277	+43.497	13:38:06.488
7	14:10.821	+27.041	13:52:17.309
8	14:01.522	+17.742	14:06:18.831
9	14:33.091	+49.311	14:20:51.922

Vuelta	Tiempo de vuelta	Dif. resp. 1°	Hora del día
(135) JUAN MANUEL AGUILERA ROLDAN			
1	14:25.999	+1:06.918	12:25:46.247
2	13:19.081		12:39:05.328
3	13:23.312	+4.231	12:52:28.640
4	15:15.748	+1:56.667	13:07:44.388
5	13:55.099	+36.018	13:21:39.487
6	14:28.837	+1:09.756	13:36:08.324
7	17:22.191	+4:03.110	13:53:30.515
8	13:45.467	+26.386	14:07:15.982
9	14:37.890	+1:18.809	14:21:53.872

Vuelta	Tiempo de vuelta	Dif. resp. 1°	Hora del día
(345) SALVADOR MATA JIMENEZ			
1	14:12.055	+11.198	12:26:00.972
2	14:36.239	+35.382	12:40:37.211
3	14:15.019	+14.162	12:54:52.230
4	14:35.580	+34.723	13:09:27.810
5	14:00.857		13:23:28.667
6	14:19.692	+18.835	13:37:48.359
7	14:31.217	+30.360	13:52:19.576

Vuelta	Tiempo de vuelta	Dif. resp. 1°	Hora del día
8	15:08.675	+1:07.818	14:07:28.251
9	14:37.620	+36.763	14:22:05.871
(516) JOSE MARIA RABADAN CASTILLA			
1	14:00.362	+23.473	12:25:20.338
2	13:36.889		12:38:57.227
3	14:22.666	+45.777	12:53:19.893
4	14:30.088	+53.199	13:07:49.981
5	14:21.045	+44.156	13:22:11.026
6	14:51.886	+1:14.997	13:37:02.912
7	15:00.214	+1:23.325	13:52:03.126
8	15:03.234	+1:26.345	14:07:06.360
9	15:22.230	+1:45.341	14:22:28.590

Vuelta	Tiempo de vuelta	Dif. resp. 1°	Hora del día
(304) JOSE ANTONIO SANCHEZ MERINO			
1	14:24.870	+24.401	12:25:45.618
2	14:12.664	+12.195	12:39:58.282
3	14:18.489	+18.020	12:54:16.771
4	14:09.718	+9.249	13:08:26.489
5	14:56.683	+56.214	13:23:23.172
6	14:50.095	+49.626	13:38:13.267
7	15:56.614	+1:56.145	13:54:09.881
8	14:28.850	+28.381	14:08:38.731
9	14:00.469		14:22:39.200

Vuelta	Tiempo de vuelta	Dif. resp. 1°	Hora del día
(316) JORGE ANTONIO GARCIA MARQUEZ			
1	14:18.046	+15.948	12:25:38.721
2	14:02.098		12:39:40.819
3	14:40.533	+38.435	12:54:21.352
4	14:33.140	+31.042	13:08:54.492
5	15:00.691	+58.593	13:23:55.183
6	14:50.268	+48.170	13:38:45.451
7	14:29.844	+27.746	13:53:15.295
8	15:09.464	+1:07.366	14:08:24.759
9	14:20.853	+18.755	14:22:45.612

Vuelta	Tiempo de vuelta	Dif. resp. 1°	Hora del día
(223) DAVID FUENTES ROCA			
1	14:57.740	+54.763	12:26:16.282
2	14:03.397	+0.420	12:40:19.679
3	14:33.846	+30.869	12:54:53.525
4	14:02.977		13:08:56.502
5	16:10.206	+2:07.229	13:25:06.708
6	14:10.038	+7.061	13:39:16.746
7	14:29.533	+26.556	13:53:46.279
8	15:10.277	+1:07.300	14:08:56.556
9	14:13.975	+10.998	14:23:10.531

Vuelta	Tiempo de vuelta	Dif. resp. 1°	Hora del día
(665) CRISTOBAL MANUEL RUBIO ARCO			
1	14:36.727	+53.803	12:27:41.974
2	14:54.003	+1:11.079	12:42:35.977
3	14:26.579	+43.655	12:57:02.556
4	14:46.926	+1:04.002	13:11:49.482
5	14:27.082	+44.158	13:26:16.564
6	13:50.905	+7.981	13:40:07.469
7	15:10.843	+1:27.919	

II Cross Country CASARABONELA

CARRERA

Puerto Martinez - La Dehesa 12,000 km

CARRERA

13/10/2019 12:00

Carrera (2:00:00 Tiempo) iniciado a 12:11:14

Vuelta	Tiempo de vuelta	Dif. resp. 1°	Hora del día
8	13:52.644		14:09:27.793
9	13:58.034	+5.390	14:23:25.827

(226) JESUS MARIA ZAMORA MARIN

Vuelta	Tiempo de vuelta	Dif. resp. 1°	Hora del día
1	13:49.653		12:25:09.451
2	14:38.155	+48.502	12:39:47.606
3	14:01.352	+11.699	12:53:48.958
4	15:01.315	+1:11.662	13:08:50.273
5	15:13.486	+1:23.833	13:24:03.759
6	16:43.000	+2:53.347	13:40:46.759
7	15:01.491	+1:11.838	13:55:48.250
8	14:56.805	+1:07.152	14:10:45.055
9	14:50.135	+1:00.482	14:25:35.190

(19) JUAN MIGUEL GOMEZ GONZALEZ

Vuelta	Tiempo de vuelta	Dif. resp. 1°	Hora del día
1	15:04.567	+37.905	12:26:55.009
2	14:51.148	+24.486	12:41:46.157
3	14:59.398	+32.736	12:56:45.555
4	15:21.933	+55.271	13:12:07.488
5	14:49.674	+23.012	13:26:57.162
6	14:26.662		13:41:23.824
7	15:04.025	+37.363	13:56:27.849
8	14:53.901	+27.239	14:11:21.750

(471) GERARDO PIZONES GUERRERO

Vuelta	Tiempo de vuelta	Dif. resp. 1°	Hora del día
1	14:52.314	+27.313	12:26:41.686
2	15:01.618	+36.617	12:41:43.304
3	15:16.498	+51.497	12:56:59.802
4	16:00.407	+1:35.406	13:13:00.209
5	15:20.843	+55.842	13:28:21.052
6	14:46.097	+21.096	13:43:07.149
7	14:25.001		13:57:32.150
8	14:37.009	+12.008	14:12:09.159

(315) JOSE ANTONIO SANCHEZ GONZALEZ

Vuelta	Tiempo de vuelta	Dif. resp. 1°	Hora del día
1	14:52.779	+27.384	12:26:14.269
2	15:10.107	+44.712	12:41:24.376
3	15:07.699	+42.304	12:56:32.075
4	15:15.657	+50.262	13:11:47.732
5	16:30.284	+2:04.889	13:28:18.016
6	15:44.211	+1:18.816	13:44:02.227
7	14:25.395		13:58:27.622
8	14:38.871	+13.476	14:13:06.493

(604) JAVIER PORTILLO GALVE

Vuelta	Tiempo de vuelta	Dif. resp. 1°	Hora del día
1	14:39.796		12:27:45.123
2	14:48.519	+8.723	12:42:33.642
3	15:41.270	+1:01.474	12:58:14.912
4	14:59.213	+19.417	13:13:14.125
5	14:56.738	+16.942	13:28:10.863
6	15:08.162	+28.366	13:43:19.025
7	14:43.731	+3.935	13:58:02.756
8	15:20.750	+40.954	14:13:23.506

(780) MANUEL PEREZ ZARZUELA

Vuelta	Tiempo de vuelta	Dif. resp. 1°	Hora del día
1	15:39.912	+1:22.410	12:29:47.765
2	15:04.188	+46.686	12:44:51.953
3	14:42.238	+24.736	12:59:34.191
4	15:17.099	+59.597	13:14:51.290
5	15:01.644	+44.142	13:29:52.934
6	14:34.845	+17.343	13:44:27.779
7	14:17.502		13:58:45.281
8	14:48.595	+31.093	14:13:33.876

(303) NORDIN HAMED MOHAMED

Vuelta	Tiempo de vuelta	Dif. resp. 1°	Hora del día
1	14:11.210		12:26:00.514

Vuelta	Tiempo de vuelta	Dif. resp. 1°	Hora del día
2	15:35.440	+1:24.230	12:41:35.954
3	14:56.762	+45.552	12:56:32.716
4	15:08.515	+57.305	13:11:41.231
5	16:46.135	+2:34.925	13:28:27.366
6	15:10.314	+59.104	13:43:37.680
7	15:48.709	+1:37.499	13:59:26.389
8	15:21.683	+1:10.473	14:14:48.072

(608) JUAN CARLOS MAIRENA MERINO

Vuelta	Tiempo de vuelta	Dif. resp. 1°	Hora del día
1	15:37.886	+1:16.275	12:28:43.789
2	14:21.611		12:43:05.400
3	14:53.808	+32.197	12:57:59.208
4	15:16.157	+54.546	13:13:15.365
5	15:18.566	+56.955	13:28:33.931
6	15:17.295	+55.684	13:43:51.226
7	15:37.102	+1:15.491	13:59:28.328
8	15:29.989	+1:08.378	14:14:58.317

(618) JUAN FRANCISCO TORRES POZO

Vuelta	Tiempo de vuelta	Dif. resp. 1°	Hora del día
1	15:40.606	+56.179	12:28:44.958
2	14:44.427		12:43:29.385
3	14:59.674	+15.247	12:58:29.059
4	16:15.637	+1:31.210	13:14:44.696
5	15:17.727	+33.300	13:30:02.423
6	14:57.154	+12.727	13:44:59.577
7	14:52.695	+8.268	13:59:52.272
8	15:08.675	+24.248	14:15:00.947

(500) CARLOS CABRERA AGUILAR

Vuelta	Tiempo de vuelta	Dif. resp. 1°	Hora del día
1	15:04.905	+5.459	12:26:53.872
2	16:04.684	+1:05.238	12:42:58.556
3	15:23.185	+23.739	12:58:21.741
4	15:08.404	+8.958	13:13:30.145
5	15:14.756	+15.310	13:28:44.901
6	15:21.260	+21.814	13:44:06.161
7	16:11.479	+1:12.033	14:00:17.640
8	14:59.446		14:15:17.086

(609) OSAMA SAFINE LAZHAR

Vuelta	Tiempo de vuelta	Dif. resp. 1°	Hora del día
1	15:31.750	+58.066	12:28:40.899
2	14:33.684		12:43:14.583
3	15:32.314	+58.630	12:58:46.897
4	15:26.100	+52.416	13:14:12.997
5	15:19.115	+45.431	13:29:32.112
6	15:42.559	+1:08.875	13:45:14.671
7	15:17.909	+44.225	14:00:32.580
8	15:21.882	+48.198	14:15:54.462

(346) JUAN ANTONIO FLORES ROJAS

Vuelta	Tiempo de vuelta	Dif. resp. 1°	Hora del día
1	15:25.331	+42.197	12:27:35.203
2	14:43.134		12:42:18.337
3	14:53.440	+10.306	12:57:11.777
4	18:00.036	+3:16.902	13:15:11.813
5	15:09.211	+26.077	13:30:21.024
6	15:38.223	+55.089	13:45:59.247
7	15:08.130	+24.996	14:01:07.377
8	15:02.987	+19.853	14:16:10.364

(122) ISAAC CARRILLO MUÑOZ

Vuelta	Tiempo de vuelta	Dif. resp. 1°	Hora del día
1	15:18.658	+10.342	12:27:08.853
2	15:08.316		12:42:17.169
3	16:03.563	+55.247	12:58:20.732
4	16:01.605	+53.289	13:14:22.337
5	15:49.428	+41.112	13:30:11.765
6	15:13.313	+4.997	13:45:25.078
7	15:39.529	+31.213	14:01:04.607

Vuelta	Tiempo de vuelta	Dif. resp. 1°	Hora del día
8	15:15.930	+7.614	14:16:20.537

(251) FRANCISCO RAFAEL ALVAREZ RIOS

Vuelta	Tiempo de vuelta	Dif. resp. 1°	Hora del día
1	15:07.574	+10.043	12:27:16.433
2	16:35.101	+1:37.570	12:43:51.534
3	15:30.610	+33.079	12:59:22.144
4	15:24.543	+27.012	13:14:46.687
5	15:41.920	+44.389	13:30:28.607
6	16:04.338	+1:06.807	13:46:32.945
7	15:01.582	+4.051	14:01:34.527
8	14:57.531		14:16:32.058

(236) ALEJANDRO AGUILON LEIVA

Vuelta	Tiempo de vuelta	Dif. resp. 1°	Hora del día
1	14:46.937		12:26:37.084
2	17:29.439	+2:42.502	12:44:06.523
3	15:25.347	+38.410	12:59:31.870
4	15:23.193	+36.256	13:14:55.063
5	16:08.716	+1:21.779	13:31:03.779
6	15:34.547	+47.610	13:46:38.326
7	15:02.451	+15.514	14:01:40.777
8	14:59.813	+12.876	14:16:40.590

(403) JUAN CARLOS MORENO RAMIREZ

Vuelta	Tiempo de vuelta	Dif. resp. 1°	Hora del día
1	15:19.368	+37.341	12:27:10.625
2	14:42.027		12:41:52.652
3	15:09.410	+27.383	12:57:02.062
4	15:29.735	+47.708	13:12:31.797
5	15:04.034	+22.007	13:27:35.831
6	15:36.763	+54.736	13:43:12.594
7	15:42.168	+1:00.141	13:58:54.762
8	17:49.519	+3:07.492	14:16:44.281

(573) ALEJANDRO MALAGON PAREJA

Vuelta	Tiempo de vuelta	Dif. resp. 1°	Hora del día
1	15:25.112	+44.245	12:27:49.788
2	14:45.760	+4.893	12:42:35.548
3	15:47.932	+1:07.065	12:58:23.480
4	15:54.972	+1:14.105	13:14:18.452
5	15:24.283	+43.416	13:29:42.735
6	17:07.136	+2:26.269	13:46:49.871
7	15:20.941	+40.074	14:02:10.812
8	14:40.867		14:16:51.679

(578) JUAN ISIDRO MEDINA CANO

Vuelta	Tiempo de vuelta	Dif. resp. 1°	Hora del día
1	15:18.731	+19.703	12:27:30.460
2	14:59.028		12:42:29.488
3	15:		

II Cross Country CASARABONELA

CARRERA

Puerto Martinez - La Dehesa 12,000 km

CARRERA

13/10/2019 12:00

Carrera (2:00:00 Tiempo) iniciado a 12:11:14

Vuelta	Tiempo de vuelta	Dif. resp. 1°	Hora del día
4	15:18.857	+30.689	13:15:50.872
5	14:48.168		13:30:39.040
6	15:04.491	+16.323	13:45:43.531
7	14:57.600	+9.432	14:00:41.131
8	16:45.130	+1:56.962	14:17:26.261

(624) SERGIO RUEDA PEREZ

1	16:30.664	+1:53.321	12:29:36.902
2	16:06.302	+1:28.959	12:45:43.204
3	15:42.796	+1:05.453	13:01:26.000
4	15:16.984	+39.641	13:16:42.984
5	15:36.308	+58.965	13:32:19.292
6	15:12.016	+34.673	13:47:31.308
7	15:28.065	+50.722	14:02:59.373
8	14:37.343		14:17:36.716

(610) LEONARDO VALLE REVERENDO

1	15:44.556	+1:13.974	12:28:49.458
2	14:30.582		12:43:20.040
3	16:34.734	+2:04.152	12:59:54.774
4	15:16.207	+45.625	13:15:10.981
5	15:34.030	+1:03.448	13:30:45.011
6	15:19.897	+49.315	13:46:04.908
7	15:37.811	+1:07.229	14:01:42.719
8	15:55.902	+1:25.320	14:17:38.621

(531) FRANCISCO JOSE SUBIRES MONTIEL

1	15:48.474	+1:03.135	12:27:09.526
2	14:46.692	+1.353	12:41:56.218
3	14:45.339		12:56:41.557
4	15:54.428	+1:09.089	13:12:35.985
5	16:38.624	+1:53.285	13:29:14.609
6	18:04.734	+3:19.395	13:47:19.343
7	15:15.966	+30.627	14:02:35.309
8	15:39.464	+54.125	14:18:14.773

(733) MOISES GILERA MOJICA

1	16:30.888	+1:11.130	12:30:36.609
2	15:34.748	+14.990	12:46:11.357
3	15:32.562	+12.804	13:01:43.919
4	15:24.310	+4.552	13:17:08.229
5	15:29.319	+9.561	13:32:37.548
6	15:27.228	+7.470	13:48:04.776
7	15:25.455	+5.697	14:03:30.231
8	15:19.758		14:18:49.989

(755) MANUEL IGNACIO BARRIOS SANCHEZ

1	15:37.187	+23.696	12:29:43.209
2	15:32.143	+18.652	12:45:15.352
3	15:14.799	+1.308	13:00:30.151
4	16:11.193	+57.702	13:16:41.344
5	16:06.939	+53.448	13:32:48.283
6	15:50.322	+36.831	13:48:38.605
7	15:13.491		14:03:52.096
8	15:40.796	+27.305	14:19:32.892

(326) FRANCISCO ALVARADO ZAFRA

1	15:41.811		12:27:31.817
2	16:33.420	+51.609	12:44:05.237
3	16:04.374	+22.563	13:00:09.611
4	16:02.807	+20.996	13:16:12.418
5	15:50.918	+9.107	13:32:03.336
6	15:42.010	+0.199	13:47:45.346
7	15:54.252	+12.441	14:03:39.598
8	16:16.158	+34.347	14:19:55.756

(737) JUAN FRANCISCO TORRES PEREZ

1	17:34.743	+2:29.178	12:32:20.859
2	15:19.553	+13.988	12:47:40.412
3	15:54.176	+48.611	13:03:34.588
4	15:05.565		13:18:40.153
5	16:08.223	+1:02.658	13:34:48.376
6	15:13.514	+7.949	13:50:01.890
7	15:11.589	+6.024	14:05:13.479
8	15:09.866	+4.301	14:20:23.345

(763) EDUARDO DIAZ HERMOSO

1	16:15.192	+45.687	12:30:57.094
2	16:16.658	+47.153	12:47:13.752
3	15:31.426	+1.921	13:02:45.178
4	15:35.311	+5.806	13:18:20.489
5	15:29.505		13:33:49.994
6	15:49.417	+19.912	13:49:39.411
7	15:31.858	+2.353	14:05:11.269
8	15:40.685	+11.180	14:20:51.954

(772) MARCOS GONZALEZ RUBIO

1	15:20.695	+55.808	12:29:26.728
2	14:31.830	+6.943	12:43:58.558
3	14:51.986	+27.099	12:58:50.544
4	17:47.707	+3:22.820	13:16:38.251
5	15:10.137	+45.250	13:31:48.388
6	15:15.871	+50.984	13:47:04.259
7	19:35.848	+5:10.961	14:06:40.107
8	14:24.887		14:21:04.994

(628) PEDRO JAEN LARA

1	16:11.258	+59.747	12:29:18.574
2	15:39.813	+28.302	12:44:58.387
3	15:32.615	+21.104	13:00:31.002
4	16:08.589	+57.078	13:16:39.591
5	15:56.278	+44.767	13:32:35.869
6	16:01.234	+49.723	13:48:37.103
7	17:17.291	+2:05.780	14:05:54.394
8	15:11.511		14:21:05.905

(634) JOSE MARIA BERLANGA ASENCIO

1	15:42.807	+38.675	12:29:19.117
2	15:04.132		12:44:23.249
3	15:17.340	+13.208	12:59:40.589
4	15:21.371	+17.239	13:15:01.960
5	20:16.336	+5:12.204	13:35:18.296
6	15:07.582	+3.450	13:50:25.878
7	15:29.974	+25.842	14:05:55.852
8	15:43.242	+39.110	14:21:39.094

(729) DAVID COTE LEAL

1	16:41.561	+1:16.812	12:30:49.715
2	17:01.804	+1:37.055	12:47:51.519
3	15:24.749		13:03:16.268
4	15:40.988	+16.239	13:18:57.256
5	15:55.308	+30.559	13:34:52.564
6	15:25.028	+0.279	13:50:17.592
7	15:42.867	+18.118	14:06:00.459
8	15:50.194	+25.445	14:21:50.653

(438) ALFREDO JIMENEZ RUEDA

1	16:16.419	+32.665	12:28:54.805
2	15:53.408	+9.654	12:44:48.213
3	16:22.167	+38.413	13:01:10.380
4	15:50.391	+6.637	13:17:00.771
5	16:40.106	+56.352	13:33:40.877

6	15:43.754		13:49:24.631
7	16:15.839	+32.085	14:05:40.470
8	16:13.861	+30.107	14:21:54.331

(632) JOSE GODRID JAIME

1	17:12.981	+1:36.535	12:30:19.648
2	15:43.054	+6.608	12:46:02.702
3	16:00.820	+24.374	13:02:03.522
4	16:11.355	+34.909	13:18:14.877
5	15:36.446		13:33:51.323
6	16:30.792	+54.346	13:50:22.115
7	15:59.227	+22.781	14:06:21.342
8	15:43.018	+6.572	14:22:04.360

(501) JUAN CARLOS MORENO LOBON

1	16:06.181	+50.122	12:28:45.560
2	15:23.663	+7.604	12:44:09.223
3	15:16.059		12:59:25.282
4	15:44.699	+28.640	13:15:09.981
5	18:09.697	+2:53.638	13:33:19.678
6	16:04.478	+48.419	13:49:24.156
7	16:37.016	+1:20.957	14:06:01.172
8	16:17.564	+1:01.505	14:22:18.736

(734) JOSE ANGEL HITOS GIL

1	17:01.604	+1:34.570	12:31:41.577
2	15:55.249	+28.215	12:47:36.826
3	16:05.070	+38.036	13:03:41.896
4	16:30.498	+1:03.464	13:20:12.394
5	15:28.318	+1.284	13:35:40.712
6	15:27.034		13:51:07.746
7	15:33.986	+6.952	14:06:41.732
8	15:41.194	+14.160	14:22:22.926

(625) RAUL SANCHEZ GOMEZ

1	15:52.085	+12.835	12:28:59.940
2	16:35.660	+56.410	12:45:35.600
3	16:59.292	+1:20.042	13:02:34.892
4	16:00.572	+21.322	13:18:35.464
5	16:18.128	+38.878	13:34:53.592
6	16:29.973	+50.723	13:51:23.565
7	15:39.250		14:07:02.815
8	15:41.482	+2.232	14:22:44.297

(616) GABRIEL TOVAR CALZADO

1	17:45.810	+2:21.376	12:31:20.087
2	17:45.596	+2:21.162	12:49:05.683
3	15:40.991	+16.557	13:04:46.674
4	15:30.931	+6.497	13:20:17.605
5	15:24.434		13:35:42.039
6	15:43.011	+18.577	13:51:25.050
7	15:42.330	+17.896	14:07:07.380
8	15:53.280	+28.846	14:23:00.660

(405) JOSE VAZQUEZ CASTILLO

1	15:25.254	+6.682	12:27:35.700
2	15:18.572		12:42:54.272
3	15:50.593	+32.021	12:58:44.865
4	16:11.839	+53.267	13:14:56.704
5	16:05.151	+46.579	13:31:01.855
6	16:53.407	+1:34.835	13:47:55.262
7	17:50.559	+2:31.987	14:05:45.821
8	17:41.635	+2:23.063	14:23:27.456

(776) SEBASTIAN CAMUÑA ACEDO

1	17:07.193	+2:01.874	12:31:45.210
---	-----------	-----------	--------------

II Cross Country CASARABONELA

CARRERA

Puerto Martinez - La Dehesa 12,000 km

CARRERA

13/10/2019 12:00

Carrera (2:00:00 Tiempo) iniciado a 12:11:14

Vuelta	Tiempo de vuelta	Dif. resp. 1°	Hora del día
2	16:11.860	+1:06.541	12:47:57.070
3	16:15.149	+1:09.830	13:04:12.219
4	16:25.590	+1:20.271	13:20:37.809
5	16:13.459	+1:08.140	13:36:51.268
6	15:05.319		13:51:56.587
7	15:31.840	+26.521	14:07:28.427
8	16:00.486	+55.167	14:23:28.913

(738) ALVARO GOMEZ JIMENEZ

1	16:45.152	+1:23.348	12:30:53.859
2	15:55.543	+33.739	12:46:49.402
3	15:21.804		13:02:11.206
4	16:09.694	+47.890	13:18:20.900
5	15:35.426	+13.622	13:33:56.326
6	15:53.504	+31.700	13:49:49.830
7	16:22.694	+1:00.890	14:06:12.524
8	17:37.431	+2:15.627	14:23:49.955

(750) CARLOS JAVIER CANO NIETO

1	16:57.674	+1:49.017	12:31:37.385
2	15:53.677	+45.020	12:47:31.062
3	17:35.300	+2:26.643	13:05:06.362
4	15:52.157	+43.500	13:20:58.519
5	17:45.618	+2:36.961	13:38:44.137
6	15:35.094	+26.437	13:54:19.231
7	15:36.060	+27.403	14:09:55.291
8	15:08.657		14:25:03.948

(749) ALVARO JAVIER MORET MEGIAS

1	17:47.422	+2:46.753	12:32:52.116
2	16:59.183	+1:58.514	12:49:51.299
3	17:03.059	+2:02.390	13:06:54.358
4	15:35.624	+34.955	13:22:29.982
5	16:42.485	+1:41.816	13:39:12.467
6	15:51.726	+51.057	13:55:04.193
7	15:00.669		14:10:04.862
8	15:11.099	+10.430	14:25:15.961

(203) MANUEL HURTADO BORRERO

1	15:05.463	+22.952	12:26:54.970
2	14:46.797	+4.286	12:41:41.767
3	15:00.367	+17.856	12:56:42.134
4	15:46.502	+1:03.991	13:12:28.636
5	15:22.529	+40.018	13:27:51.165
6	28:22.519	+13:40.008	13:56:13.684
7	14:57.191	+14.680	14:11:10.875
8	14:42.511		14:25:53.386

(728) JULIO JOSE TORRES PEREZ

1	18:00.683	+2:09.355	12:32:41.683
2	16:03.842	+12.514	12:48:45.525
3	16:30.582	+39.254	13:05:16.107
4	16:05.768	+14.440	13:21:21.875
5	16:15.983	+24.655	13:37:37.858
6	16:21.101	+29.773	13:53:58.959
7	15:51.328		14:09:50.287
8	16:21.905	+30.577	14:26:12.192

(746) ANTONIO JESUS GARCIA FLORIDO

1	15:52.306	+19.205	12:29:56.879
2	15:49.408	+16.307	12:45:46.287
3	15:51.415	+18.314	13:01:37.702
4	18:05.465	+2:32.364	13:19:43.167
5	15:33.101		13:35:16.268
6	16:09.954	+36.853	13:51:26.222
7	17:19.845	+1:46.744	14:08:46.067

Vuelta	Tiempo de vuelta	Dif. resp. 1°	Hora del día
8	17:31.332	+1:58.231	14:26:17.399

(603) JAIME CASTRO GARCIA

1	16:30.814	+52.911	12:29:36.996
2	15:44.241	+6.338	12:45:21.237
3	17:05.186	+1:27.283	13:02:26.423
4	15:37.903		13:18:04.326
5	17:06.962	+1:29.059	13:35:11.288
6	16:01.357	+23.454	13:51:12.645
7	16:51.894	+1:13.991	14:08:04.539
8	18:15.798	+2:37.895	14:26:20.337

(611) CHRISTIAN CAMILO ROSA MENA

1	16:35.062	+54.091	12:29:41.160
2	16:26.009	+45.038	12:46:07.169
3	17:18.220	+1:37.249	13:03:25.389
4	17:23.008	+1:42.037	13:20:48.397
5	16:42.234	+1:01.263	13:37:30.631
6	15:40.971		13:53:11.602
7	16:31.312	+50.341	14:09:42.914
8	17:03.373	+1:22.402	14:26:46.287

(579) JORGE DOMINGO ORTEGA ELVIRA

1	16:31.484	+0.803	12:29:10.024
2	17:43.166	+1:12.485	12:46:53.190
3	16:53.059	+22.378	13:03:46.249
4	17:03.538	+32.857	13:20:49.787
5	16:53.986	+23.305	13:37:43.773
6	17:02.759	+32.078	13:54:46.532
7	16:30.681		14:11:17.213

(583) ALBERTO FERNANDEZ GARCIA

1	15:28.112	+38.127	12:27:37.422
2	14:49.985		12:42:27.407
3	16:19.046	+1:29.061	12:58:46.453
4	15:36.881	+46.896	13:14:23.334
5	15:19.733	+29.748	13:29:43.067
6	18:49.798	+3:59.813	13:48:32.865
7	22:58.163	+8:08.178	14:11:31.028

(515) VICTOR NOEL BEIGVEDER PEREZ

1	17:05.529	+1:20.812	12:29:17.177
2	15:44.717		12:45:01.894
3	16:18.293	+33.576	13:01:20.187
4	16:40.242	+55.525	13:18:00.429
5	18:02.535	+2:17.818	13:36:02.964
6	17:08.867	+1:24.150	13:53:11.831
7	19:09.559	+3:24.842	14:12:21.390

(307) SAID MIMUN AHMED

1	16:32.636		12:28:42.616
2	17:27.823	+55.187	12:46:10.439
3	16:54.882	+22.246	13:03:05.321
4	17:29.563	+56.927	13:20:34.884
5	16:45.651	+13.015	13:37:20.535
6	17:40.857	+1:08.221	13:55:01.392
7	17:26.801	+54.165	14:12:28.193

(777) ALEJANDRO GOMEZ GUTIERREZ

1	17:36.894	+1:24.269	12:32:16.017
2	16:12.625		12:48:28.642
3	16:34.073	+21.448	13:05:02.715
4	17:17.649	+1:05.024	13:22:20.364
5	16:43.267	+30.642	13:39:03.631
6	16:38.794	+26.169	13:55:42.425
7	17:05.905	+53.280	14:12:48.330

Vuelta	Tiempo de vuelta	Dif. resp. 1°	Hora del día
1	17:40.821	+1:34.264	12:31:18.153
2	16:11.100	+4.543	12:47:29.253
3	16:06.557		13:03:35.810
4	17:21.897	+1:15.340	13:20:57.707
5	17:03.320	+56.763	13:38:01.027
6	17:05.345	+58.788	13:55:06.372
7	18:02.115	+1:55.558	14:13:08.487

(627) NOORDIN LAARBI HAMMUAD

1	17:40.821	+1:34.264	12:31:18.153
2	16:11.100	+4.543	12:47:29.253
3	16:06.557		13:03:35.810
4	17:21.897	+1:15.340	13:20:57.707
5	17:03.320	+56.763	13:38:01.027
6	17:05.345	+58.788	13:55:06.372
7	18:02.115	+1:55.558	14:13:08.487

(778) ANTONIO JOSE MORALES RODRIGUEZ

1	17:35.783	+2:23.821	12:32:14.386
2	15:21.218	+9.256	12:47:35.604
3	18:23.303	+3:11.341	13:05:58.907
4	15:11.962		13:21:10.869
5	15:36.425	+24.463	13:36:47.294
6	20:44.076	+5:32.114	13:57:31.370
7	16:09.590	+57.628	14:13:40.960

(593) MARIO ORTEGA ALBA

1	16:45.784	+35.568	12:28:58.112
2	16:10.216		12:45:08.328
3	17:30.511	+1:20.295	13:02:38.839
4	16:57.101	+46.885	13:19:35.940
5	20:05.198	+3:54.982	13:39:41.138
6	17:20.129	+1:09.913	13:57:01.267
7	17:00.279	+50.063	14:14:01.546

(623) BERNARDO GUERRERO MARQUEZ

1	18:09.529	+1:39.683	12:31:16.864
2	16:31.561	+1.715	12:47:48.425
3	16:29.846		13:04:18.271
4	16:35.527	+5.681	13:20:53.798
5	16:42.936	+13.090	13:37:36.734
6	18:21.382	+1:51.536	13:55:58.116
7	18:49.684	+2:19.838	14:14:47.800

(511) JOSE ANTONIO SANCHEZ RUDILLA

1	18:08.200	+1:27.317	12:30:47.958
2	17:32.107	+51.224	12:48:20.065
3	18:31.986	+1:51.103	13:06:52.051
4	16:40.883		13:23:32.934
5	17:29.698	+48.815	13:41:02.632
6	17:04.658	+23.775	13:58:07.290
7	17:08.276	+27.393	14:15:15.566

(334) EDUARDO ROSA RODRIGUEZ

1	17:28.214	+7.867	12:30:07.339
2	17:20.347		12:47:27.686
3	17:27.591	+7.244	13:04:55.277
4	17:50.840	+30.493	13:22:46.117
5	17:46.574	+26.227	13:40:32.691
6	17:58.617	+38.270	13:58:31.308
7	17:57.219	+36.872	14:16:28.527

(731) JOSE MARCOS ALVAREZ RUIZ

1	18:29.977	+2:37.285	12:33:13.232
2	18:15.163	+2:22.471	12:51:28.395
3	20:30.448	+4:37.756	13:11:58.843
4	16:38.746	+46.054	13:28:37.589
5	16:17.432	+24.740	13:44:55.021
6	15:53.385	+0.693	14:00:48.406
7	15:52.692		14:16:41.098

(551) JUAN BERNAL REINA

1	17:01.461		12:29:40.345
---	-----------	--	--------------

II Cross Country CASARABONELA

CARRERA

Puerto Martinez - La Dehesa 12,000 km

CARRERA

13/10/2019 12:00

Carrera (2:00:00 Tiempo) iniciado a 12:11:14

Vuelta	Tiempo de vuelta	Dif. resp. 1°	Hora del día
2	17:42.769	+41.308	12:47:23.114
3	17:56.298	+54.837	13:05:19.412
4	17:54.087	+52.626	13:23:13.499
5	17:28.363	+26.902	13:40:41.862
6	18:04.893	+1:03.432	13:58:46.755
7	18:00.639	+59.178	14:16:47.394

(635) OSCAR DAVID FUENTES JIMENEZ

1	17:05.198	+2:37.281	12:30:45.842
2	15:32.983	+1:05.066	12:46:18.825
3	16:04.774	+1:36.857	13:02:23.599
4	30:22.687	+15:54.770	13:32:46.286
5	15:35.773	+1:07.856	13:48:22.059
6	14:58.020	+30.103	14:03:20.079
7	14:27.917		14:17:47.996

(735) JOSE MARIA ARANA LOZANO

1	17:02.551	+1:49.729	12:31:31.981
2	29:02.397	+13:49.575	13:00:34.378
3	16:29.094	+1:16.272	13:17:03.472
4	15:32.839	+20.017	13:32:36.311
5	15:12.822		13:47:49.133
6	15:35.706	+22.884	14:03:24.839
7	15:27.103	+14.281	14:18:51.942

(742) MIGUEL MALAGON CAÑADAS

1	18:05.454	+1:55.687	12:32:46.110
2	18:02.797	+1:53.030	12:50:48.907
3	16:09.767		13:06:58.674
4	17:17.752	+1:07.985	13:24:16.426
5	20:42.335	+4:32.568	13:44:58.761
6	18:48.065	+2:38.298	14:03:46.826
7	16:51.162	+41.395	14:20:37.988

(124) DANIEL ZANCADA REDONDO

1	16:25.233	+45.799	12:29:05.434
2	16:44.643	+1:05.209	12:45:50.077
3	26:44.521	+11:05.087	13:12:34.598
4	15:39.434		13:28:14.032
5	18:31.136	+2:51.702	13:46:45.168
6	17:00.587	+1:21.153	14:03:45.755
7	16:54.758	+1:15.324	14:20:40.513

(773) DAVID GUERRERO GARCIA

1	18:32.076	+2:09.201	12:32:39.397
2	18:40.756	+2:17.881	12:51:20.153
3	16:27.127	+4.252	13:07:47.280
4	16:22.875		13:24:10.155
5	22:48.603	+6:25.728	13:46:58.758
6	16:23.064	+0.189	14:03:21.822
7	18:08.089	+1:45.214	14:21:29.911

(766) IVAN GOMEZ MESA

1	18:07.518	+1:55.079	12:32:48.192
2	19:12.157	+2:59.718	12:52:00.349
3	17:06.891	+54.452	13:09:07.240
4	17:38.285	+1:25.846	13:26:45.525
5	21:37.246	+5:24.807	13:48:22.771
6	17:15.910	+1:03.471	14:05:38.681
7	16:12.439		14:21:51.120

(751) ALONSO MORENO MUNUERA

1	19:00.840	+1:55.910	12:33:40.312
2	18:45.148	+1:40.218	12:52:25.460
3	18:39.978	+1:35.048	13:11:05.438
4	17:25.299	+20.369	13:28:30.737

Vuelta	Tiempo de vuelta	Dif. resp. 1°	Hora del día
5	18:00.915	+55.985	13:46:31.652
6	17:04.930		14:03:36.582
7	18:15.588	+1:10.658	14:21:52.170

(765) ALEJANDRO GARCIA GARCIA

1	18:37.259	+1:14.635	12:33:19.346
2	18:41.453	+1:18.829	12:52:00.799
3	17:49.206	+26.582	13:09:50.005
4	17:47.887	+25.263	13:27:37.892
5	17:39.251	+16.627	13:45:17.143
6	19:19.382	+1:56.758	14:04:36.525
7	17:22.624		14:21:59.149

(626) RAUL GARCIA ZAFRA

1	17:02.308		12:30:06.793
2	17:09.872	+7.564	12:47:16.665
3	17:20.301	+17.993	13:04:36.966
4	18:00.706	+58.398	13:22:37.672
5	18:29.511	+1:27.203	13:41:07.183
6	22:03.117	+5:00.809	14:03:10.300
7	21:16.561	+4:14.253	14:24:26.861

(758) MARIO JIMENEZ BLAZQUE

1	18:38.149	+1:10.273	12:32:49.343
2	17:27.876		12:50:17.219
3	17:45.886	+18.010	13:08:03.105
4	20:37.127	+3:09.251	13:28:40.232
5	20:20.030	+2:52.154	13:49:00.262
6	17:44.077	+16.201	14:06:44.339
7	17:52.155	+24.279	14:24:36.494

(605) NICOLAS GUERRERO ORTIZ

1	18:03.980	+38.038	12:31:37.653
2	20:42.785	+3:16.843	12:52:20.438
3	21:20.710	+3:54.768	13:13:41.148
4	17:33.447	+7.505	13:31:14.595
5	17:54.882	+28.940	13:49:09.477
6	17:25.942		14:06:35.419
7	18:09.053	+43.111	14:24:44.472

(761) FRANCISCO JAVIER CUETO BRAVO

1	16:45.161	+39.141	12:31:23.243
2	16:06.020		12:47:29.263
3	16:57.167	+51.147	13:04:26.430
4	25:58.179	+9:52.159	13:30:24.609
5	18:05.273	+1:59.253	13:48:29.882
6	19:13.536	+3:07.516	14:07:43.418
7	17:19.306	+1:13.286	14:25:02.724

(630) JOSE DAVID DOÑA PEREZ

1	19:03.863	+2:02.513	12:32:43.793
2	17:01.350		12:49:45.143
3	19:09.562	+2:08.212	13:08:54.705
4	18:22.547	+1:21.197	13:27:17.252
5	20:24.180	+3:22.830	13:47:41.432
6	19:00.220	+1:58.870	14:06:41.652
7	19:33.526	+2:32.176	14:26:15.178

(513) JAVIER PARRA TERUEL

1	20:35.971	+3:31.489	12:32:48.796
2	17:04.482		12:49:53.273
3	17:40.295	+35.813	13:07:33.573
4	18:31.790	+1:27.308	13:26:05.363
5	17:55.305	+50.823	13:44:00.668
6	25:04.274	+7:59.792	14:09:04.942
7	19:01.069	+1:56.587	14:28:06.011

Vuelta	Tiempo de vuelta	Dif. resp. 1°	Hora del día
(769) FAUSI KADDUR HAMDAD			
1	16:18.664	+1:06.374	12:30:24.796
2	15:43.909	+31.619	12:46:08.705
3	15:12.290		13:01:20.995
4	15:54.988	+42.698	13:17:15.983
5	39:47.412	+24:35.122	13:57:03.395
6	15:14.079	+1.789	14:12:17.474

(620) PEDRO AGUA PORRAS

1	18:49.937		12:32:31.942
2	20:54.291	+2:04.354	12:53:26.233
3	18:50.617	+0.680	13:12:16.850
4	22:23.667	+3:33.730	13:34:40.517
5	19:00.052	+10.115	13:53:40.569
6	18:57.831	+7.894	14:12:38.400

(732) JUAN CARLOS GUERRERO ARIZA

1	19:54.701	+1:24.988	12:34:36.441
2	20:40.515	+2:10.802	12:55:16.956
3	18:34.946	+5.233	13:13:51.902
4	19:20.197	+50.484	13:33:12.099
5	18:29.713		13:51:41.812
6	22:03.068	+3:33.355	14:13:44.880

(730) TEODOSIO MALAGON GALVEZ

1	19:36.096	+1:21.845	12:34:21.810
2	19:38.837	+1:24.586	12:54:00.647
3	19:37.863	+1:23.612	13:13:38.510
4	24:33.008	+6:18.757	13:38:11.518
5	18:57.961	+43.710	13:57:09.479
6	18:14.251		14:15:23.730

(764) JUAN MANUEL GOMEZ ESCRIBANO

1	22:07.050	+3:44.630	12:37:02.245
2	20:13.780	+1:51.360	12:57:16.025
3	23:57.947	+5:35.527	13:21:13.972
4	18:22.420		13:39:36.392
5	18:24.356	+1.936	13:58:00.748
6	18:23.224	+0.804	14:16:23.972

(739) JUAN PEDRO PUERTO LIÑAN

1	19:55.118	+1:18.040	12:34:37.927
2	19:26.305	+49.227	12:54:04.232
3	18:37.078		13:12:41.310
4	23:15.259	+4:38.181	13:35:56.569
5	20:30.089	+1:53.011	13:56:26.658
6	21:01.479	+2:24.401	14:17:28.137

(760) JOSE MANUEL PEREZ MUÑOZ

1	19:13.259	+58.961	12:33:56.830
2	18:14.298		12:52:11.128
3	27:38.728	+9:24.430	13:19:49.856
4	18:52.081	+37.783	13:38:41.937
5	18:42.348	+28.050	13:57:24.285
6	20:07.402	+1:53.104	14:17:31.687

(757) LUIS ZARZANA ORELLANA

1	21:05.703	+1:03.747	12:35:14.632
2	21:19.724	+1:17.768	12:56:34.356
3	20:40.060	+38.104	13:17:14.416
4	20:01.956		13:37:16.372
5	24:45.451	+4:43.495	14:02:01.823
6	20:19.142	+17.186	14:22:20.965

(775) RUBEN GARCIA GARCIA

II Cross Country CASARABONELA

CARRERA

Puerto Martinez - La Dehesa 12,000 km

CARRERA

13/10/2019 12:00

Carrera (2:00:00 Tiempo) iniciado a 12:11:14

Vuelta	Tiempo de vuelta	Dif. resp. 1°	Hora del día
1	19:12.036		12:33:17.204
2	22:25.192	+3:13.156	12:55:42.396
3	21:30.351	+2:18.315	13:17:12.747
4	21:07.679	+1:55.643	13:38:20.426
5	24:42.369	+5:30.333	14:03:02.795
6	20:35.693	+1:23.657	14:23:38.488

(601) JOSE IGNACIO RUIZ FERNANDEZ

1	18:58.026	+15.913	12:32:05.260
2	18:42.113		12:50:47.373
3	20:44.350	+2:02.237	13:11:31.723
4	23:06.337	+4:24.224	13:34:38.060
5	23:54.476	+5:12.363	13:58:32.536
6	25:56.458	+7:14.345	14:24:28.994

(619) JOSE ANTONIO RAMIREZ RUIZ

1	20:21.731		12:33:57.722
2	23:39.165	+3:17.434	12:57:36.887
3	23:10.517	+2:48.786	13:20:47.404
4	24:10.300	+3:48.569	13:44:57.704
5	26:37.625	+6:15.894	14:11:35.329

(759) ALEJANDRO PEREZ MUÑOZ

1	21:00.115	+2:40.990	12:40:25.608
2	21:28.372	+3:09.247	13:01:53.980
3	20:31.307	+2:12.182	13:22:25.287
4	18:19.125		13:40:44.412
5	31:03.016	+12:43.891	14:11:47.428

(748) JUAN FRANCISCO TORRES ORDOÑEZ

1	23:29.644	+2:41.656	12:38:13.911
2	20:47.988		12:59:01.899
3	26:58.560	+6:10.572	13:26:00.459
4	26:47.391	+5:59.403	13:52:47.850
5	22:16.302	+1:28.314	14:15:04.152

(629) JAVIER SANCHEZ TERUEL

1	21:09.053		12:34:14.839
2	21:20.124	+11.071	12:55:34.963
3	21:53.862	+44.809	13:17:28.825
4	22:54.809	+1:45.756	13:40:23.634
5	35:13.255	+14:04.202	14:15:36.889

(7) JUAN CARLOS RAMIREZ ORTUÑO

1	12:54.893		12:24:12.752
2	13:06.923	+12.030	12:37:19.675
3	13:41.369	+46.476	12:51:01.044
4	13:52.558	+57.665	13:04:53.602
5	1:12:24.436	+59:29.543	14:17:18.038

(613) IVAN PEREZ RUIZ

1	24:35.719	+3:32.518	12:38:15.557
2	32:01.925	+10:58.724	13:10:17.482
3	21:49.673	+46.472	13:32:07.155
4	31:52.502	+10:49.301	14:03:59.657
5	21:03.201		14:25:02.858

(606) JOSE FRANCISCO REINA VERA

1	24:37.215		12:38:16.074
2	27:29.929	+2:52.714	13:05:46.003
3	31:45.392	+7:08.177	13:37:31.395
4	34:18.235	+9:41.020	14:11:49.630

(771) JUAN MANUEL GUERRERO GARCIA

1	17:17.156	+1:34.306	12:31:24.713
2	15:59.551	+16.701	12:47:24.264

Vuelta	Tiempo de vuelta	Dif. resp. 1°	Hora del día
3	15:42.850		13:03:07.114
4	15:47.003	+4.153	13:18:54.117
5	16:41.712	+58.862	13:35:35.829
6	16:33.695	+50.845	13:52:09.524

(774) ALVARO GUERRERO MORENO

1	19:03.982	+2:22.988	12:33:10.666
2	16:40.994		12:49:51.660
3	21:44.263	+5:03.269	13:11:35.923
4	16:47.059	+6.065	13:28:22.982
5	17:19.383	+38.389	13:45:42.365
6	16:55.484	+14.490	14:02:37.849

(633) JOSE GOMEZ GONZALEZ

1	16:44.708	+23.537	12:30:20.982
2	16:21.171		12:46:42.153
3	17:33.183	+1:12.012	13:04:15.336
4	16:57.804	+36.633	13:21:13.140
5	17:58.266	+1:37.095	13:39:11.406

(740) ANTONIO AVILA JIMENEZ

1	19:29.654	+41.918	12:33:42.841
2	21:54.164	+3:06.428	12:55:37.005
3	18:47.736		13:14:24.741
4	19:23.116	+35.380	13:33:47.857
5	20:26.212	+1:38.476	13:54:14.069

(510) JOSE DEL VALLE CABALLERO

1	13:57.443		12:25:17.920
2	14:30.791	+33.348	12:39:48.711
3	19:46.761	+5:49.318	12:59:35.472
4	14:49.404	+51.961	13:14:24.876

(615) JOSE MIGUEL RUIZ BAQUERO

1	18:55.317		12:32:34.413
2	19:13.507	+18.190	12:51:47.920
3	21:55.704	+3:00.387	13:13:43.624
4	19:46.903	+51.586	13:33:30.527

(631) CARLOS PALENZUELA SANCHEZ

1	19:22.546	+22.900	12:32:42.522
2	20:51.935	+1:52.289	12:53:34.457
3	18:59.646		13:12:34.103
4	28:22.149	+9:22.503	13:40:56.252

(770) FRANCISCO JAVIER JANOT MULERO

1	19:33.571		12:34:16.079
2	20:25.907	+52.336	12:54:41.986
3	21:51.892	+2:18.321	13:16:33.878
4	27:08.571	+7:35.000	13:43:42.449

(406) ANTONIO MANUEL PEREZ GARCIA

1	22:12.772	+1:20.901	12:34:53.639
2	20:51.871		12:55:45.510
3	23:02.240	+2:10.369	13:18:47.750
4	26:13.340	+5:21.469	13:45:01.090

(602) JOSE ANTONIO RODRIGUEZ CABALLERO

1	19:37.770		12:32:44.276
2	20:53.032	+1:15.262	12:53:37.308
3	23:52.414	+4:14.644	13:17:29.722
4	27:56.872	+8:19.102	13:45:26.594

(743) JUAN CARLOS ORTEGA HERVAS

1	22:05.036	+1:51.271	12:36:47.663
2	20:13.765		12:57:01.428

Vuelta	Tiempo de vuelta	Dif. resp. 1°	Hora del día
3	21:43.824	+1:30.059	13:18:45.252
4	28:51.415	+8:37.650	13:47:36.667

(756) MIGUEL RUIZ LOBATO

1	15:35.381	+17.011	12:29:41.734
2	15:31.353	+12.983	12:45:13.087
3	15:18.370		13:00:31.457

(612) ALEJANDRO VELA ORTIZ

1	17:00.498		12:30:37.640
2	17:53.792	+53.294	12:48:31.432
3	18:36.432	+1:35.934	13:07:07.864

(747) ALFONSO DIAZ ARANDA

1	25:35.827		12:40:21.008
2	29:49.856	+4:14.029	13:10:10.864
3	32:52.006	+7:16.179	13:43:02.870

(745) PEDRO FLORIDO MIGUEL

1	15:40.593		12:29:46.033
2	16:09.733	+29.140	12:45:55.766

(10) LUKE HENRY J CPESTAKE

1	17:34.786	+1:00.361	12:29:24.551
2	16:34.425		12:45:58.976

(784) BORJA VERDUGO BUENO

1	17:27.883	+1:28.180	12:31:34.722
2	15:59.703		12:47:34.425

(754) IGNACIO MEDINA CANO

1	23:19.151	+52.229	12:38:06.351
2	22:26.922		13:00:33.273

(753) IVAN LIÑAN CRESPO

1	23:12.349	+37.167	12:37:59.504
2	22:35.182		13:00:34.686

(762) MANUEL JESUS CANOVAS PUERTO

1	23:00.194		12:37:49.795
2	25:42.754	+2:42.560	13:03:32.549

(614) BORJA RUIZ BAQUERO

1	26:23.572		12:40:03.743
2	32:01.013	+5:37.441	13:12:04.756

(621) JAIRO DAVID RUBIO COCA

1	18:44.676		12:32:25.927
---	------------------	--	--------------

(607) JUAN ANTONIO LOZANO ROMAN

1	18:54.426		12:32:32.328
---	------------------	--	--------------

II Cross Country CASARABONELA

Vuelta a vuelta


CARRERA

Puerto Martinez - La Dehesa 12,000 km

CARRERA

13/10/2019 12:00

Carrera (2:00:00 Tiempo) iniciado a 12:11:14



Competidores

	Vueltas										
	0	1	2	3	4	5	6	7	8	9	10
OSCAR JIMENEZ RODRIGUEZ (243)	1	243	33	33	33	33	243	243	243	243	243
JOSE MANUEL MORILLO RACERO (33)	2	33	243	204	204	243	243	33	33	33	33
JOSE MANUEL PARTIDA ARMIJE (44)	3	44	204	7	243	204	204	204	204	204	204
SALVADOR GUZMAN TRUJILLO (204)	4	204	7	243	7	7	253	253	253	253	296
JUAN CARLOS RAMIREZ ORTUÑO (7)	5	7	44	253	253	253	126	296	296	296	172
ANTONIO GARCIA GALVEZ (172)	6	172	253	296	296	296	296	126	172	211	126
DAVID FUENTES ROCA (223)	7	223	296	172	135	126	172	172	126	172	211
SERGIO EDUARDO RANDO PEREZ (296)	8	296	172	516	126	172	211	211	211	126	253
JUAN PEDRO MONTILLA RODRIGUEZ (253)	9	253	226	135	172	211	135	135	44	44	44
PABLO FERNANDEZ CORBACHO (126)	10	126	510	126	516	135	516	44	516	300	300
JUAN JOSE FERNANDEZ TORONJO (300)	11	300	516	316	211	516	44	516	300	516	135
JESUS MARIA ZAMORA MARIN (226)	12	226	126	44	226	304	304	345	345	135	345
JOSE MARIA RABADAN CASTILLA (516)	13	516	316	226	300	226	345	300	316	345	516
JUAN MANUEL AGUILERA ROLDAN (135)	14	135	304	510	304	316	300	304	135	316	304
JOSE DEL VALLE CABALLERO (510)	15	510	135	304	316	44	316	316	223	304	316
JORGE ANTONIO GARCIA MARQUEZ (316)	16	316	303	211	44	223	226	223	304	223	223
JOSE ANTONIO SANCHEZ MERINO (304)	17	304	345	300	345	345	223	665	665	317	665
FRANCISCO JOSE GARCIA NETO (317)	18	317	315	223	223	300	665	226	317	665	317
FRANCISCO JOSE SUBIRES MONTIEL (531)	19	531	223	345	315	303	19	317	226	226	226
JOSE ANTONIO SANCHEZ GONZALEZ (315)	20	315	300	315	303	315	317	19	19	19	19
SALVADOR MATA JIMENEZ (345)	21	345	236	303	531	665	403	471	471	471	471
CARLOS CABRERA AGUILAR (500)	22	500	471	203	203	19	203	403	604	315	315
NORDIN HAMED MOHAMED (303)	23	303	500	471	19	203	604	604	315	604	604
GERARDO PIZONES GUERRERO (471)	24	471	203	19	471	403	315	303	780	780	780
MANUEL HURTADO BORRERO (203)	25	203	19	403	403	531	471	608	403	303	303
LUKE HENRY J COPESTAKE (10)	26	10	211	531	665	317	303	315	303	608	608
FRANCISCO ALVARADO ZAFRA (326)	27	326	317	122	346	471	608	500	608	618	618
ALEJANDRO AGUILON LEIVA (236)	28	236	122	346	608	604	500	780	618	500	500
ISAAC CARRILLO MUÑOZ (122)	29	122	531	583	604	608	531	618	500	609	609
JUAN MIGUEL GOMEZ GONZALEZ (19)	30	19	403	578	122	500	609	609	609	346	346
JUAN CARLOS MORENO RAMIREZ (403)	31	403	251	604	500	578	573	122	622	122	122
FRANCISCO RAFAEL ALVAREZ RIOS (251)	32	251	578	573	573	609	583	622	122	251	251
ALBERTO FERNANDEZ GARCIA (583)	33	583	326	665	317	573	780	578	346	236	236
JUAN ANTONIO FLORES ROJAS (346)	34	346	346	405	578	122	578	346	578	403	403
SAID MIMUN AHMED (307)	35	307	405	500	618	583	618	610	251	573	573
JOSE VAZQUEZ CASTILLO (405)	36	405	583	608	405	510	122	251	236	578	578
VICTOR NOEL BEIGVEDER PEREZ (515)	37	515	665	609	583	618	346	236	610	779	779
JUAN ISIDRO MEDINA CANO (578)	38	578	604	610	609	251	251	779	779	622	622
MARIO ORTEGA ALBA (593)	39	593	573	618	772	780	622	573	573	624	624
JAVIER PARRA TERUEL (513)	40	513	609	317	251	236	610	772	531	610	610
ALEJANDRO MALAGON PAREJA (573)	41	573	307	251	501	405	405	531	624	531	531
ALFREDO JIMENEZ RUEDA (438)	42	438	608	772	236	634	236	624	733	733	733
JORGE DOMINGO ORTEGA ELVIRA (579)	43	579	618	326	780	501	779	326	326	755	755
JUAN JOSE GONZALEZ RODRIGUEZ (211)	44	211	501	236	510	610	772	405	755	326	326
JUAN BERNAL REINA (551)	45	551	610	501	634	346	326	733	763	737	737
EDUARDO ROSA RODRIGUEZ (334)	46	334	438	634	610	622	624	583	737	763	763
JUAN CARLOS MORENO LOBON (501)	47	501	593	438	326	326	628	628	438	772	772
JOSE ANTONIO SANCHEZ RUDILLA (511)	48	511	625	780	755	772	733	755	405	628	628
DANIEL ZANCADA REDONDO (124)	49	124	124	628	628	628	755	501	628	634	634
ANTONIO MANUEL PEREZ GARCIA (406)	50	406	579	515	756	755	501	438	634	729	729
JUAN FRANCISCO TORRES POZO (618)	51	618	515	593	622	624	438	763	729	438	438

Cronometraje

Orbits

C/ Lora del Río, 1
 Instalaciones Deportivas Tiro de Línea -41013
 954 613 897 - Fax: 954 610 600
 606 149 811



@famotos You Tube famotostube



info@famotos.com



famotos



www.famotos.com



facebook https://www.facebook.com/fam.federacionandaluzamotociclismo fam_motociclismoandalucia/