

CAMPEONATO AUTONOMICO CIUDAD DE MELILLA

Clasificado por mejor tiempo de vuelta


ENTRENAMIENTOS CRONOMETRADOS

Circuito V PINO 1,100 km

ENTRENOS CRONOMETRADOS

03/03/2018 11:00

Practice (15:00 Time) started at 11:01:15



Pos.	Nº	Nombre	Mejor Tm	Dif. resp. 1º	lueita	Mejor Vel.	Dif. resp. anterior	Total Tº
MX-1								
1	26	BORJA PEREZ CASIMIRO	1:25.572		4	46,277		15:39.698
2	3	CRISTIAN CASTILLO MARTINEZ	1:27.964	2.392	2	45,018	2.392	15:16.257
3	115	JUAN DOMINDO LORIENTE BOLAÑOS	1:29.309	3.737	7	44,340	1.345	16:14.135
4	36	FAUSI KADDUR HAMMAD	1:31.253	5.681	4	43,396	1.944	15:28.462
5	12	SAID MIMUD AHMED	1:40.073	14.501	1	39,571	8.820	16:19.682
6	6	ISMAEL MOHAMED MIMON	1:42.228	16.656	4	38,737	2.155	15:04.744
7	51	HAKIM MOHAMED MOHAMED	1:58.600	33.028	3	33,390	16.372	16:46.544
MX-2								
1	30	ACHAF EMBAREK TUHAMI	1:28.327		9	44,833		15:44.169
2	1	JOSE TELLO FERNANDEZ	1:30.048	1.721	3	43,977	1.721	4:39.773
3	292	ANTONIO SANCHEZ LOPEZ	1:32.905	4.578	6	42,624	2.857	15:06.642
4	8	SERGIO CLEMENTE NIETO	1:33.568	5.241	9	42,322	0.663	16:29.219
5	42	ALEJANDRO HEREDIA BERMUDEZ	1:34.598	6.271	7	41,861	1.030	15:14.396
6	19	MOHAMED BACHIR MOHAND	1:34.683	6.356	6	41,824	0.085	15:03.892
7	68	CRISTIAN DIONIS ROMERO	1:39.799	11.472	5	39,680	5.116	16:20.411
8	5	GABRIEL RODRIGUEZ FERNANDEZ	1:39.912	11.585	6	39,635	0.113	15:50.013
9	12	HILAL HAMMUD AMAD	1:41.033	12.706	5	39,195	1.121	16:00.960
10	222	MOHAMED EL FOUNTI ARRAIS	1:41.179	12.852	6	39,139	0.146	15:42.692
11	21	NASSER ASSAIDI HAMMUAD	1:46.868	18.541	1	37,055	5.689	15:19.113
12	22	NOORDIN LAARBI HAMMUAD	1:53.725	25.398	4	34,821	6.857	15:03.150

Info de patrocinadores

Colaboradores

BUMMAN S.A.

DKSPORT

Modi'S
Aeropuerto

ELITE GYM

i+Dental
ven y sonríe

CRAZY

MADE IN USA
MUSCLE SPORT NUTRITION

LA FABRICA DEL
CARTUCHO

ARMAS

JOYAS
Victoria

CAMPEONATO AUTONOMICO CIUDAD DE MELILLA

Clasificado por vueltas

MX1

Circuito V PINO 1,100 km

1ª MANGA

03/03/2018 12:20

Race (15:00 and 2 Laps) started at 12:23:58

Pos.	Nº	Nombre	Vueltas	Total Tº	Dif. resp. 1º	Mejor Tm	Velocidad media	Puntos
MX-1								
1	26	BORJA PEREZ CASIMIRO	13	18:45.557		1:23.307	45,737	25
2	3	CRISTIAN CASTILLO MARTINEZ	13	18:48.889	3.332	1:23.580	45,602	22
3	36	FAUSI KADDUR HAMDAD	13	19:30.878	45.321	1:27.679	43,967	20
4	115	JUAN DOMINDO LORIENTE BOLAÑOS	13	20:07.557	1:22.000	1:27.376	42,632	18
5	12	SAID MIMUD AHMED	12	19:57.650	1 Lap	1:36.287	39,678	16
6	6	ISMAEL MOHAMED MIMON	11	19:10.496	2 Laps	1:36.249	37,862	15
7	51	HAKIM MOHAMED MOHAMED	9	18:58.419	4 Laps	1:43.139	31,307	14

Márgen de victoria

Velocidad media

Mejor tº de vuelta

Mejor Vel.

Mejor vuelta para

3.332

45,737

1:23.307

47,535

26 - BORJA PEREZ CASIMIRO

Jefe de cronometraje

Orbits

BUMON S.A.



CAMPEONATO AUTONOMICO CIUDAD DE MELILLA

Vuelta a vuelta

MX1

Circuito V PINO 1,100 km

1ª MANGA

03/03/2018 12:20

Race (15:00 and 2 Laps) started at 12:23:58

Competidores

Vueltas

	0	1	2	3	4	5	6	7	8	9	10	11	12	13
CRISTIAN CASTILLO MARTINEZ (3)	1	3	3	3	3	3	26	26	26	26	26	26	26	26
BORJA PEREZ CASIMIRO (26)	2	26	26	26	26	26	3	3	3	3	3	3	3	3
FAUSI KADDUR HAMMAD (36)	3	36	36	36	36	36	36	36	36	36	36	36	36	36
ISMAEL MOHAMED MIMON (6)	4	6	115	115	115	115	115	115	115	115	115	115	115	115
SAID MIMUD AHMED (12)	5	12	6	6	6	12	12	12	12	12	12	12	12	12
JUAN DOMINDO LORIENTE BOLAÑOS (115)	6	115	12	12	12	6	6	6	6	6	6	6	6	6
HAKIM MOHAMED MOHAMED (51)	7	51	51	51	51	51	51	51	51	51	51	51	51	51

Jefe de cronometraje

Orbits

CAMPEONATO AUTONOMICO CIUDAD DE MELILLA

MX1

Circuito V PINO 1,100 km

1ª MANGA

03/03/2018 12:20

Race (15:00 and 2 Laps) started at 12:23:58

Vuelta	npo de vuelta	Dif. resp. 1*	Hora del día
(26) BORJA PEREZ CASIMIRO			
1	1:26.564	+3.257	12:25:28.991
2	1:23.307		12:26:52.298
3	1:25.173	+1.866	12:28:17.471
4	1:24.103	+0.796	12:29:41.574
5	1:24.240	+0.933	12:31:05.814
6	1:26.216	+2.909	12:32:32.030
7	1:26.862	+3.555	12:33:58.892
8	1:27.761	+4.454	12:35:26.653
9	1:27.694	+4.387	12:36:54.347
10	1:26.257	+2.950	12:38:20.604
11	1:27.968	+4.661	12:39:48.572
12	1:26.696	+3.389	12:41:15.268
13	1:29.000	+5.693	12:42:44.268

Vuelta	npo de vuelta	Dif. resp. 1*	Hora del día
(3) CRISTIAN CASTILLO MARTINEZ			
1	1:24.944	+1.364	12:25:27.211
2	1:23.580		12:26:50.791
3	1:24.777	+1.197	12:28:15.568
4	1:25.689	+2.109	12:29:41.257
5	1:25.771	+2.191	12:31:07.028
6	1:25.499	+1.919	12:32:32.527
7	1:36.334	+12.754	12:34:08.861
8	1:27.565	+3.985	12:35:36.426
9	1:26.489	+2.909	12:37:02.915
10	1:26.361	+2.781	12:38:29.276
11	1:26.416	+2.836	12:39:55.692
12	1:26.385	+2.805	12:41:22.077
13	1:25.523	+1.943	12:42:47.600

Vuelta	npo de vuelta	Dif. resp. 1*	Hora del día
(36) FAUSI KADDUR HAMMAD			
1	1:29.859	+2.180	12:25:32.370
2	1:27.679		12:27:00.049
3	1:28.278	+0.599	12:28:28.327
4	1:27.862	+0.183	12:29:56.189
5	1:29.051	+1.372	12:31:25.240
6	1:28.593	+0.914	12:32:53.833
7	1:31.220	+3.541	12:34:25.053
8	1:30.412	+2.733	12:35:55.465
9	1:29.017	+1.338	12:37:24.482
10	1:30.563	+2.884	12:38:55.045
11	1:28.885	+1.206	12:40:23.930
12	1:30.073	+2.394	12:41:54.003
13	1:35.586	+7.907	12:43:29.589

Vuelta	npo de vuelta	Dif. resp. 1*	Hora del día
(115) JUAN DOMINGO LORIENTE BOLAÑOS			
1	1:29.963	+2.587	12:25:33.363
2	1:27.376		12:27:00.739
3	1:28.051	+0.675	12:28:28.790
4	1:28.274	+0.898	12:29:57.064
5	1:29.257	+1.881	12:31:26.321
6	1:30.465	+3.089	12:32:56.786
7	1:30.279	+2.903	12:34:27.065
8	1:28.630	+1.254	12:35:55.695
9	1:29.602	+2.226	12:37:25.297
10	1:30.264	+2.888	12:38:55.561
11	1:30.285	+2.909	12:40:25.846
12	1:35.267	+7.891	12:42:01.113
13	2:05.155	+37.779	12:44:06.268

Vuelta	npo de vuelta	Dif. resp. 1*	Hora del día
(12) SAID MIMUD AHMED			
1	1:37.774	+1.487	12:25:40.923
2	1:38.313	+2.026	12:27:19.236
3	1:36.984	+0.697	12:28:56.220
4	1:36.846	+0.559	12:30:33.066

Vuelta	npo de vuelta	Dif. resp. 1*	Hora del día
5	1:36.287		12:32:09.353
6	1:36.766	+0.479	12:33:46.119
7	1:41.756	+5.469	12:35:27.875
8	1:39.114	+2.827	12:37:06.989
9	1:37.345	+1.058	12:38:44.334
10	1:38.792	+2.505	12:40:23.126
11	1:38.690	+2.403	12:42:01.816
12	1:54.545	+18.258	12:43:56.361

Vuelta	npo de vuelta	Dif. resp. 1*	Hora del día
(6) ISMAEL MOHAMED MIMON			
1	1:36.249		12:25:39.038
2	1:38.744	+2.495	12:27:17.782
3	1:38.078	+1.829	12:28:55.860
4	1:39.959	+3.710	12:30:35.819
5	1:38.859	+2.610	12:32:14.678
6	1:42.085	+5.836	12:33:56.763
7	1:51.978	+15.729	12:35:48.741
8	1:56.150	+19.901	12:37:44.891
9	1:44.937	+8.688	12:39:29.828
10	1:53.981	+17.732	12:41:23.809
11	1:45.398	+9.149	12:43:09.207

Vuelta	npo de vuelta	Dif. resp. 1*	Hora del día
(51) HAKIM MOHAMED MOHAMED			
1	1:43.139		12:25:47.247
2	1:50.341	+7.202	12:27:37.588
3	1:51.831	+8.692	12:29:29.419
4	2:14.888	+31.749	12:31:44.307
5	1:59.270	+16.131	12:33:43.577
6	2:08.220	+25.081	12:35:51.797
7	2:18.408	+35.269	12:38:10.205
8	2:27.851	+44.712	12:40:38.056
9	2:19.074	+35.935	12:42:57.130

Jefe de cronometraje

Orbits

CAMPEONATO AUTONOMICO CIUDAD DE MELILLA

Clasificado por vueltas

MX1

Circuito V PINO 1,100 km

2ª MANGA

03/03/2018 13:35

Race (15:00 and 2 Laps) started at 13:34:51

Pos.	Nº	Nombre	Vueltas	Total Tº	Dif. resp. 1º	Mejor Tm	Velocidad media	Puntos
MX-1								
1	26	BORJA PEREZ CASIMIRO	13	18:42.655		1:25.042	45,856	25
2	3	CRISTIAN CASTILLO MARTINEZ	13	18:44.223	1.568	1:25.073	45,792	22
3	115	JUAN DOMINDO LORIENTE BOLAÑOS	13	19:24.165	41.510	1:27.598	44,221	20
4	36	FAUSI KADDUR HAMMAD	13	19:27.555	44.900	1:27.231	44,092	18
5	6	ISMAEL MOHAMED MIMON	12	19:43.865	1 Lap	1:35.168	40,140	16
6	12	SAID MIMUD AHMED	12	20:14.733	1 Lap	1:34.903	39,120	15

Márgen de victoria	Velocidad media	Mejor tº de vuelta	Mejor Vel.	Mejor vuelta para
1.568	45,856	1:25.042	46,565	26 - BORJA PEREZ CASIMIRO

Jefe de cronometraje

Orbits

BUMOLAN S.A.



CAMPEONATO AUTONOMICO CIUDAD DE MELILLA

Vuelta a vuelta

MX1

Circuito V PINO 1,100 km

2ª MANGA

03/03/2018 13:35

Race (15:00 and 2 Laps) started at 13:34:51

Competidores

Vueltas

	0	1	2	3	4	5	6	7	8	9	10	11	12	13
BORJA PEREZ CASIMIRO (26)	1	26	26	26	26	26	26	26	26	26	26	26	26	26
CRISTIAN CASTILLO MARTINEZ (3)	2	3	3	3	3	3	3	3	3	3	3	3	3	3
FAUSI KADDUR HAMDAD (36)	3	36	36	36	36	36	36	36	115	115	115	115	115	115
ISMAEL MOHAMED MIMON (6)	4	6	115	115	115	115	115	115	36	36	36	36	36	36
JUAN DOMINDO LORIENTE BOLAÑOS (115)	5	115	6	6	6	6	6	6	6	6	6	6	6	6
SAID MIMUD AHMED (12)	6	12	12	12	12	12	12	12	12	12	12	12	12	12

Jefe de cronometraje

Orbits

BUMON S.A.



CAMPEONATO AUTONOMICO CIUDAD DE MELILLA

MX1

Circuito V PINO 1,100 km

2ª MANGA

03/03/2018 13:35

Race (15:00 and 2 Laps) started at 13:34:51

Vuelta	npo de vuelta	Dif. resp. 1*	Hora del día
(26) BORJA PEREZ CASIMIRO			
1	1:25.877	+0.835	13:36:22.013
2	1:25.655	+0.613	13:37:47.668
3	1:26.844	+1.802	13:39:14.512
4	1:25.042		13:40:39.554
5	1:25.598	+0.556	13:42:05.152
6	1:26.644	+1.602	13:43:31.796
7	1:25.579	+0.537	13:44:57.375
8	1:26.059	+1.017	13:46:23.434
9	1:26.267	+1.225	13:47:49.701
10	1:26.050	+1.008	13:49:15.751
11	1:25.759	+0.717	13:50:41.510
12	1:25.705	+0.663	13:52:07.215
13	1:27.374	+2.332	13:53:34.589

Vuelta	npo de vuelta	Dif. resp. 1*	Hora del día
(3) CRISTIAN CASTILLO MARTINEZ			
1	1:26.432	+1.359	13:36:22.771
2	1:26.241	+1.168	13:37:49.012
3	1:26.414	+1.341	13:39:15.426
4	1:25.663	+0.590	13:40:41.089
5	1:25.073		13:42:06.162
6	1:26.015	+0.942	13:43:32.177
7	1:26.503	+1.430	13:44:58.680
8	1:26.549	+1.476	13:46:25.229
9	1:25.663	+0.590	13:47:50.892
10	1:26.015	+0.942	13:49:16.907
11	1:26.908	+1.835	13:50:43.815
12	1:25.556	+0.483	13:52:09.371
13	1:26.786	+1.713	13:53:36.157

Vuelta	npo de vuelta	Dif. resp. 1*	Hora del día
(115) JUAN DOMINGO LORIENTE BOLAÑOS			
1	1:29.937	+2.339	13:36:27.004
2	1:31.174	+3.576	13:37:58.178
3	1:27.598		13:39:25.776
4	1:29.543	+1.945	13:40:55.319
5	1:29.887	+2.289	13:42:25.206
6	1:29.199	+1.601	13:43:54.405
7	1:28.307	+0.709	13:45:22.712
8	1:28.422	+0.824	13:46:51.134
9	1:27.721	+0.123	13:48:18.855
10	1:27.911	+0.313	13:49:46.766
11	1:29.824	+2.226	13:51:16.590
12	1:29.832	+2.234	13:52:46.422
13	1:29.677	+2.079	13:54:16.099

Vuelta	npo de vuelta	Dif. resp. 1*	Hora del día
(36) FAUSI KADDUR HAMDAD			
1	1:29.783	+2.552	13:36:26.286
2	1:30.880	+3.649	13:37:57.166
3	1:28.088	+0.857	13:39:25.254
4	1:29.163	+1.932	13:40:54.417
5	1:29.717	+2.486	13:42:24.134
6	1:29.373	+2.142	13:43:53.507
7	1:28.221	+0.990	13:45:21.728
8	1:29.768	+2.537	13:46:51.496
9	1:28.676	+1.445	13:48:20.172
10	1:27.231		13:49:47.403
11	1:30.441	+3.210	13:51:17.844
12	1:29.327	+2.096	13:52:47.171
13	1:32.318	+5.087	13:54:19.489

Vuelta	npo de vuelta	Dif. resp. 1*	Hora del día
(6) ISMAEL MOHAMED MIMON			
1	1:35.168		13:36:31.942
2	1:37.230	+2.062	13:38:09.172
3	1:37.335	+2.167	13:39:46.507
4	1:36.942	+1.774	13:41:23.449

Vuelta	npo de vuelta	Dif. resp. 1*	Hora del día
5	1:36.190	+1.022	13:42:59.639
6	1:36.314	+1.146	13:44:35.953
7	1:37.183	+2.015	13:46:13.136
8	1:39.614	+4.446	13:47:52.750
9	1:38.777	+3.609	13:49:31.527
10	1:39.084	+3.916	13:51:10.611
11	1:40.912	+5.744	13:52:51.523
12	1:44.276	+9.108	13:54:35.799

Vuelta	npo de vuelta	Dif. resp. 1*	Hora del día
(12) SAID MIMUD AHMED			
1	1:38.737	+3.834	13:36:35.862
2	1:38.344	+3.441	13:38:14.206
3	1:37.142	+2.239	13:39:51.348
4	1:34.903		13:41:26.251
5	1:35.954	+1.051	13:43:02.205
6	1:36.590	+1.687	13:44:38.795
7	1:36.942	+2.039	13:46:15.737
8	1:41.180	+6.277	13:47:56.917
9	1:39.195	+4.292	13:49:36.112
10	2:03.001	+28.098	13:51:39.113
11	1:44.105	+9.202	13:53:23.218
12	1:43.449	+8.546	13:55:06.667

Jefe de cronometraje

Orbits




CAMPEONATO AUTONOMICO CIUDAD DE MELILLA

MX1

Circuito V PINO 1,100 km

general



Pos.	Nº	Nombre	Marca	R1.	R2.	Total puntos	Club
1	26	BORJA PEREZ CASIMIRO	HUSQVARNA	25	25	50	Enducross Melilla
2	3	CRISTIAN CASTILLO MARTINEZ	KAWASAKI	22	22	44	
3	115	JUAN DOMINDO LORIENTE BOLAÑOS	HUSQVARNA	18	20	38	
4	36	FAUSI KADDUR HAMDAD	KAWASAKI	20	18	38	Enducross Melilla
5	6	ISMAEL MOHAMED MIMON	SUZUKI	15	16	31	Moto Club Ceuta
6	12	SAID MIMUD AHMED		16	15	31	Enducross Melilla
7	51	HAKIM MOHAMED MOHAMED	KTM	14	--	14	

Jefe de cronometraje

Orbits

CAMPEONATO AUTONOMICO CIUDAD DE MELILLA

Clasificado por vueltas

MX2

Circuito V PINO 1,100 km

1ª MANGA

03/03/2018 11:45

Race (12:00 and 1 Laps) started at 11:54:38

Pos.	Nº	Nombre	Vueltas	Total Tº	Dif. resp. 1º	Mejor Tm	Velocidad media	Puntos
1	30	ACHAF EMBAREK TUHAMI	10	15:00.516		1:28.118	43,975	25
2	1	JOSE TELLO FERNANDEZ	10	15:17.317	16.801	1:28.089	43,169	22
3	22	NOORDIN LAARBI HAMMUAD	10	15:24.858	24.342	1:30.927	42,817	20
4	42	ALEJANDRO HEREDIA BERMUDEZ	10	15:31.082	30.566	1:30.974	42,531	18
5	8	SERGIO CLEMENTE NIETO	10	15:34.726	34.210	1:32.103	42,365	16
6	292	ANTONIO SANCHEZ LOPEZ	10	15:40.238	39.722	1:30.814	42,117	15
7	19	MOHAMED BACHIR MOHAND	10	16:11.853	1:11.337	1:33.377	40,747	14
8	222	MOHAMED EL FOUNTI ARRAIS	10	16:30.560	1:30.044	1:35.926	39,977	13
9	5	GABRIEL RODRIGUEZ FERNANDEZ	10	16:36.741	1:36.225	1:36.553	39,729	12
10	12	HILAL HAMMUD AMAD	10	16:39.817	1:39.301	1:36.350	39,607	11
11	68	CRISTIAN DIONIS ROMERO	9	15:12.299	1 Lap	1:33.480	39,066	10
12	21	NASSER ASSAIDI HAMMUAD	9	16:33.223	1 Lap	1:39.547	35,883	9

Márgen de victoria

Velocidad media

Mejor tº de vuelta

Mejor Vel.

Mejor vuelta para

16.801

43,975

1:28.089

44,955

1 - JOSE TELLO FERNANDEZ

Jefe de cronometraje

Orbits

BUMON S.A.

DKSPORT

Modi'S
Aeropuerto

ELITE GYM

iDental
vini y sorbete

CRAZY

WALDE IT'S CEREALS
MELILLA SPORT NUTRITION

LA FABRICA DEL
CARTUCHO

ARMAS

JOYAI
Victoria

CAMPEONATO AUTONOMICO CIUDAD DE MELILLA

Vuelta a vuelta

MX2

Circuito V PINO 1,100 km

1ª MANGA

03/03/2018 11:45

Race (12:00 and 1 Laps) started at 11:54:38

Competidores

Vueltas

	0	1	2	3	4	5	6	7	8	9	10
ACHAF EMBAREK TUHAMI (30)	1	30	1	1	1	1	30	30	30	30	30
NOORDIN LAARBI HAMMUAD (22)	2	22	22	30	30	22	30	1	1	1	1
ALEJANDRO HEREDIA BERMUDEZ (42)	3	42	292	22	22	30	22	22	22	22	22
JOSE TELLO FERNANDEZ (1)	4	1	30	292	292	292	292	292	292	42	42
ANTONIO SANCHEZ LOPEZ (292)	5	292	42	42	42	42	42	42	42	42	292
NASSER ASSAIDI HAMMUAD (21)	6	21	8	8	8	8	8	8	8	8	292
MOHAMED BACHIR MOHAND (19)	7	19	68	68	68	222	222	222	222	19	19
SERGIO CLEMENTE NIETO (8)	8	8	222	222	222	12	5	19	19	222	222
CRISTIAN DIONIS ROMERO (68)	9	68	21	12	12	5	19	5	5	5	5
MOHAMED EL FOUNTIARRAIS (222)	10	222	12	21	5	19	12	12	12	12	12
GABRIEL RODRIGUEZ FERNANDEZ (5)	11	5	5	5	21	68	68	68	68	68	68
HILAL HAMMUD AMAD (12)	12	12	19	19	19	21	21	21	21	21	21

Jefe de cronometraje

Orbits

CAMPEONATO AUTONOMICO CIUDAD DE MELILLA

MX2

Circuito V PINO 1,100 km

1ª MANGA

03/03/2018 11:45

Race (12:00 and 1 Laps) started at 11:54:38

Vuelta	npo de vuelta	Dif. resp. 1*	Hora del día
(30) ACHAF EMBAREK TUHAMI			
1	1:34.049	+5.931	11:56:12.773
2	1:27.815	-0.303	11:57:40.588
3	1:27.433	-0.685	11:59:08.021
4	1:37.641	+9.523	12:00:45.662
5	1:27.263	-0.855	12:02:12.925
6	1:28.118		12:03:41.043
7	1:28.511	+0.393	12:05:09.554
8	1:27.885	-0.233	12:06:37.439
9	1:29.708	+1.590	12:08:07.147
10	1:31.423	+3.305	12:09:38.570

Vuelta	npo de vuelta	Dif. resp. 1*	Hora del día
(1) JOSE TELLO FERNANDEZ			
1	1:28.089		11:56:07.316
2	1:29.779	+1.690	11:57:37.095
3	1:29.599	+1.510	11:59:06.694
4	1:31.589	+3.500	12:00:38.283
5	1:30.861	+2.772	12:02:09.144
6	1:33.433	+5.344	12:03:42.577
7	1:30.522	+2.433	12:05:13.099
8	1:31.552	+3.463	12:06:44.651
9	1:32.851	+4.762	12:08:17.502
10	1:37.869	+9.780	12:09:55.371

Vuelta	npo de vuelta	Dif. resp. 1*	Hora del día
(22) NOORDIN LAARBI HAMMUAD			
1	1:31.544	+0.617	11:56:10.492
2	1:30.927		11:57:41.419
3	1:31.764	+0.837	11:59:13.183
4	1:31.685	+0.758	12:00:44.868
5	1:31.858	+0.931	12:02:16.726
6	1:33.550	+2.623	12:03:50.276
7	1:32.910	+1.983	12:05:23.186
8	1:31.738	+0.811	12:06:54.924
9	1:32.634	+1.707	12:08:27.558
10	1:35.354	+4.427	12:10:02.912

Vuelta	npo de vuelta	Dif. resp. 1*	Hora del día
(42) ALEJANDRO HEREDIA BERMUDEZ			
1	1:35.495	+4.521	11:56:14.466
2	1:32.358	+1.384	11:57:46.824
3	1:32.945	+1.971	11:59:19.769
4	1:32.155	+1.181	12:00:51.924
5	1:30.974		12:02:22.898
6	1:32.869	+1.895	12:03:55.767
7	1:31.510	+0.536	12:05:27.277
8	1:33.020	+2.046	12:07:00.297
9	1:34.521	+3.547	12:08:34.818
10	1:34.318	+3.344	12:10:09.136

Vuelta	npo de vuelta	Dif. resp. 1*	Hora del día
(8) SERGIO CLEMENTE NIETO			
1	1:35.725	+3.622	11:56:15.588
2	1:32.357	+0.254	11:57:47.945
3	1:32.926	+0.823	11:59:20.871
4	1:33.623	+1.520	12:00:54.494
5	1:32.103		12:02:26.597
6	1:33.189	+1.086	12:03:59.786
7	1:33.729	+1.626	12:05:33.515
8	1:33.047	+0.944	12:07:06.562
9	1:32.768	+0.665	12:08:39.330
10	1:33.450	+1.347	12:10:12.780

Vuelta	npo de vuelta	Dif. resp. 1*	Hora del día
(292) ANTONIO SANCHEZ LOPEZ			
1	1:35.086	+2.772	11:56:12.527
2	1:32.419	+1.605	11:57:44.946
3	1:30.814		11:59:15.760
4	1:31.756	+0.942	12:00:47.516

Vuelta	npo de vuelta	Dif. resp. 1*	Hora del día
5	1:31.783	+0.969	12:02:19.299
6	1:32.222	+1.408	12:03:51.521
7	1:33.366	+2.552	12:05:24.887
8	1:35.206	+4.392	12:07:00.093
9	1:37.185	+6.371	12:08:37.278
10	1:41.014	+10.200	12:10:18.292
(19) MOHAMED BACHIR MOHAND			
1	1:57.108	+18.731	11:56:51.785
2	1:36.675	+3.298	11:58:08.458
3	1:34.184	+0.807	11:59:42.642
4	1:35.795	+2.418	12:01:18.437
5	1:36.341	+2.964	12:02:54.778
6	1:33.601	+0.224	12:04:28.379
7	1:37.545	+4.168	12:06:05.924
8	1:34.817	+1.440	12:07:40.741
9	1:33.377		12:09:14.118
10	1:35.789	+2.412	12:10:49.907

Vuelta	npo de vuelta	Dif. resp. 1*	Hora del día
(222) MOHAMED EL FOUNTI ARAIS			
1	1:41.413	+5.487	11:56:21.974
2	1:36.960	+1.034	11:57:58.934
3	1:38.132	+2.206	11:59:37.066
4	1:36.778	+0.852	12:01:13.844
5	1:38.018	+2.092	12:02:51.862
6	1:35.926		12:04:27.788
7	1:37.664	+1.738	12:06:05.452
8	1:38.614	+2.688	12:07:44.066
9	1:40.512	+4.586	12:09:24.578
10	1:44.036	+8.110	12:11:08.614

Vuelta	npo de vuelta	Dif. resp. 1*	Hora del día
(5) GABRIEL RODRIGUEZ FERNANDEZ			
1	1:44.224	+7.671	11:56:24.851
2	1:39.396	+2.843	11:58:04.247
3	1:36.553		11:59:40.800
4	1:36.623	+0.070	12:01:17.423
5	1:37.150	+0.597	12:02:54.573
6	1:39.818	+3.265	12:04:34.391
7	1:39.521	+2.968	12:06:13.912
8	1:39.810	+3.257	12:07:53.722
9	1:39.993	+3.440	12:09:33.715
10	1:41.080	+4.527	12:11:14.795

Vuelta	npo de vuelta	Dif. resp. 1*	Hora del día
(12) HILAL HAMMUD AMAD			
1	1:42.602	+6.252	11:56:23.443
2	1:36.350		11:57:59.793
3	1:38.406	+2.056	11:59:38.199
4	1:38.090	+1.740	12:01:16.289
5	1:39.486	+3.136	12:02:55.775
6	1:39.406	+3.056	12:04:35.181
7	1:42.772	+6.422	12:06:17.953
8	1:39.415	+3.065	12:07:57.368
9	1:40.393	+4.043	12:09:37.761
10	1:40.110	+3.760	12:11:17.871

Vuelta	npo de vuelta	Dif. resp. 1*	Hora del día
(68) CRISTIAN DIONIS ROMERO			
1	1:38.218	+4.738	11:56:18.250
2	1:33.480		11:57:51.730
3	1:35.705	+2.225	11:59:27.435
4	2:01.021	+27.541	12:01:28.456
5	1:39.687	+6.207	12:03:08.143
6	1:39.617	+6.137	12:04:47.760
7	1:38.606	+5.126	12:06:26.366
8	1:42.859	+9.379	12:08:09.225
9	1:41.128	+7.648	12:09:50.353

Jefe de cronometraje

Orbits



CAMPEONATO AUTONOMICO CIUDAD DE MELILLA

Clasificado por vueltas

MX2

Circuito V PINO 1,100 km

2ª MANGA

03/03/2018 13:05

Race (12:00 and 2 Laps) started at 13:02:09

Pos.	Nº	Nombre	Vueltas	Total Tº	Dif. resp. 1º	Mejor Tm	Velocidad media	Puntos
1	30	ACHAF EMBAREK TUHAMI	11	16:22.540		1:26.519	44,334	25
2	292	ANTONIO SANCHEZ LOPEZ	11	17:07.407	44.867	1:30.153	42,398	22
3	42	ALEJANDRO HEREDIA BERMUDEZ	11	17:09.899	47.359	1:30.832	42,295	20
4	8	SERGIO CLEMENTE NIETO	11	17:25.499	1:02.959	1:31.292	41,664	18
5	1	JOSE TELLO FERNANDEZ	11	17:48.881	1:26.341	1:29.362	40,753	16
6	68	CRISTIAN DIONIS ROMERO	11	17:55.010	1:32.470	1:35.286	40,521	15
7	22	NOORDIN LAARBI HAMMUAD	11	18:03.504	1:40.964	1:31.519	40,203	14
8	5	GABRIEL RODRIGUEZ FERNANDEZ	10	17:05.159	1 Lap	1:37.204	38,628	13
9	21	NASSER ASSAIDI HAMMUAD	9	16:31.387	2 Laps	1:40.296	35,950	12
10	12	HILAL HAMMUD AMAD	9	17:49.737	2 Laps	1:36.388	33,317	11

Not classified

DNF	222	MOHAMED EL FOUNTI ARRAIS		6.071	DNF		-	0
DNF	19	MOHAMED BACHIR MOHAND		6.423	DNF		-	0

Márgen de victoria	Velocidad media	Mejor tº de vuelta	Mejor Vel.	Mejor vuelta para
44.867	44,334	1:26.519	45,770	30 - ACHAF EMBAREK TUHAMI

Jefe de cronometraje

Orbits

BUMON S.A.



CAMPEONATO AUTONOMICO CIUDAD DE MELILLA

Vuelta a vuelta

MX2

Circuito V PINO 1,100 km

2ª MANGA

03/03/2018 13:05

Race (12:00 and 2 Laps) started at 13:02:09

Competidores

Vueltas

	0	1	2	3	4	5	6	7	8	9	10	11
ACHAF EMBAREK TUHAMI (30)	30	30	1	1	30	30	30	30	30	30	30	30
NOORDIN LAARBI HAMMUAD (22)	22	1	30	30	22	292	292	292	292	292	292	292
JOSE TELLO FERNANDEZ (1)	1	22	22	22	292	42	42	42	42	42	42	42
ANTONIO SANCHEZ LOPEZ (292)	292	292	292	292	42	22	22	22	22	22	22	8
SERGIO CLEMENTE NIETO (8)	8	42	42	42	1	1	1	1	1	1	1	1
CRISTIAN DIONIS ROMERO (68)	68	8	68	8	8	8	8	8	8	8	8	68
GABRIEL RODRIGUEZ FERNANDEZ (5)	5	68	8	68	68	68	68	68	68	68	68	22
NASSER ASSAIDI HAMMUAD (21)	21	5	5	5	5	5	5	5	5	5	5	5
ALEJANDRO HEREDIA BERMUDEZ (42)	42	21	21	21	21	21	21	21	21	21	21	21
MOHAMED EL FOUNTIARRAIS (222)	222	12	12	12	12	12	12	12	12	12	12	12
MOHAMED BACHIR MOHAND (19)	19											
HILAL HAMMUD AMAD (12)	12											

Jefe de cronometraje

Orbits

BUMOLAN S.A.



CAMPEONATO AUTONOMICO CIUDAD DE MELILLA

MX2

Circuito V PINO 1,100 km

2ª MANGA

03/03/2018 13:05

Race (12:00 and 2 Laps) started at 13:02:09

Vuelta	npo de vuelta	Dif. resp. 1*	Hora del día
(30) ACHAF EMBAREK TUHAMI			
1	1:28.516	+1.997	13:05:42.447
2	1:36.036	+9.517	13:05:18.483
3	1:27.171	+0.652	13:06:45.654
4	1:30.968	+4.449	13:08:16.622
5	1:27.983	+1.464	13:09:44.605
6	1:27.251	+0.732	13:11:11.856
7	1:28.012	+1.493	13:12:39.868
8	1:28.051	+1.532	13:14:07.919
9	1:26.519		13:15:34.438
10	1:28.651	+2.132	13:17:03.089
11	1:28.756	+2.237	13:18:31.845

Vuelta	npo de vuelta	Dif. resp. 1*	Hora del día
(292) ANTONIO SANCHEZ LOPEZ			
1	1:32.650	+2.507	13:05:47.270
2	1:32.751	+2.598	13:05:20.021
3	1:32.294	+2.141	13:06:52.315
4	1:32.089	+1.936	13:08:24.404
5	1:30.153		13:09:54.557
6	1:30.797	+0.644	13:11:25.354
7	1:32.802	+2.649	13:12:58.156
8	1:34.331	+4.178	13:14:32.487
9	1:35.086	+4.933	13:16:07.573
10	1:34.656	+4.503	13:17:42.229
11	1:34.483	+4.330	13:19:16.712

Vuelta	npo de vuelta	Dif. resp. 1*	Hora del día
(42) ALEJANDRO HEREDIA BERMUDEZ			
1	1:35.136	+2.304	13:05:48.497
2	1:32.379	+1.547	13:05:20.876
3	1:32.387	+1.555	13:06:53.263
4	1:32.340	+1.508	13:08:25.603
5	1:30.832		13:09:56.435
6	1:33.321	+2.489	13:11:29.756
7	1:31.245	+0.413	13:13:01.001
8	1:32.615	+1.783	13:14:33.616
9	1:34.528	+3.696	13:16:08.144
10	1:35.029	+4.197	13:17:43.173
11	1:36.031	+5.199	13:19:19.204

Vuelta	npo de vuelta	Dif. resp. 1*	Hora del día
(8) SERGIO CLEMENTE NIETO			
1	1:35.605	+4.311	13:05:50.371
2	1:37.998	+6.706	13:05:28.369
3	1:31.292		13:06:59.661
4	1:34.134	+2.842	13:08:33.795
5	1:34.641	+3.349	13:10:08.436
6	1:33.343	+2.051	13:11:41.779
7	1:33.248	+1.956	13:13:15.027
8	1:32.385	+1.093	13:14:47.412
9	1:33.144	+1.852	13:16:20.556
10	1:36.120	+4.828	13:17:56.676
11	1:38.128	+6.836	13:19:34.804

Vuelta	npo de vuelta	Dif. resp. 1*	Hora del día
(1) JOSE TELLO FERNANDEZ			
1	1:29.362		13:05:45.712
2	1:31.417	+2.055	13:05:15.129
3	1:30.179	+0.817	13:06:45.308
4	1:47.991	+18.629	13:08:33.299
5	1:32.398	+3.036	13:10:05.697
6	1:31.767	+2.405	13:11:37.464
7	1:31.217	+1.855	13:13:08.681
8	1:30.270	+0.908	13:14:38.951
9	1:31.334	+1.972	13:16:10.285
10	1:33.797	+4.435	13:17:44.082
11	2:14.104	+44.742	13:19:58.186

Vuelta	npo de vuelta	Dif. resp. 1*	Hora del día
(68) CRISTIAN DIONIS ROMERO			
1	1:36.797	+1.511	13:03:51.614
2	1:35.286		13:05:26.900
3	1:36.370	+1.084	13:07:03.270
4	1:37.139	+1.853	13:08:40.409
5	1:37.749	+2.463	13:10:18.158
6	1:37.945	+2.659	13:11:56.103
7	1:36.590	+1.304	13:13:32.693
8	1:37.753	+2.467	13:15:10.446
9	1:37.655	+2.369	13:16:48.101
10	1:37.372	+2.086	13:18:25.473
11	1:38.842	+3.556	13:20:04.315

Vuelta	npo de vuelta	Dif. resp. 1*	Hora del día
(22) NOORDIN LAARBI HAMMUAD			
1	1:31.519		13:03:45.781
2	1:32.728	+1.209	13:05:18.509
3	1:32.777	+1.258	13:06:51.286
4	1:32.186	+0.667	13:08:23.472
5	1:34.312	+2.793	13:09:57.784
6	1:34.367	+2.848	13:11:32.151
7	1:31.806	+0.287	13:13:03.957
8	1:32.129	+0.610	13:14:36.086
9	1:32.306	+0.787	13:16:08.392
10	1:34.856	+3.337	13:17:43.248
11	2:29.561	+58.042	13:20:12.809

Vuelta	npo de vuelta	Dif. resp. 1*	Hora del día
(5) GABRIEL RODRIGUEZ FERNANDEZ			
1	1:42.111	+4.907	13:03:57.245
2	1:37.204		13:05:34.449
3	1:37.326	+0.122	13:07:11.775
4	1:38.410	+1.206	13:08:50.185
5	1:38.924	+1.720	13:10:29.109
6	1:42.664	+5.460	13:12:11.773
7	1:58.763	+21.559	13:14:10.536
8	1:42.078	+4.874	13:15:52.614
9	1:41.718	+4.514	13:17:34.332
10	1:40.132	+2.928	13:19:14.464

Vuelta	npo de vuelta	Dif. resp. 1*	Hora del día
(21) NASSER ASSAIDI HAMMUAD			
1	2:01.978	+21.682	13:04:17.137
2	1:42.052	+1.756	13:05:59.189
3	2:05.078	+24.782	13:08:04.267
4	1:46.165	+5.869	13:09:50.432
5	1:44.063	+3.767	13:11:34.495
6	1:45.033	+4.737	13:13:19.528
7	1:40.296		13:14:59.824
8	1:41.172	+0.876	13:16:40.996
9	1:59.696	+19.400	13:18:40.692

Vuelta	npo de vuelta	Dif. resp. 1*	Hora del día
(12) HILAL HAMMUD AMAD			
1	1:39.746	+3.358	13:06:54.368
2	1:37.644	+1.256	13:08:32.012
3	1:40.259	+3.871	13:10:12.271
4	1:37.976	+1.588	13:11:50.247
5	1:36.388		13:13:26.635
6	1:37.421	+1.033	13:15:04.056
7	1:37.910	+1.522	13:16:41.966
8	1:37.932	+1.544	13:18:19.898
9	1:39.144	+2.756	13:19:59.042

Jefe de cronometraje


Orbits

CAMPEONATO AUTONOMICO CIUDAD DE MELILLA

MX2

Circuito V PINO 1,100 km

general



Pos.	Nº	Nombre	Marca	R1.	R2.	Total puntos	Club
1	30	ACHAF EMBAREK TUHAMI	YAMAHA	25	25	50	Moto Club Ceuta
2	1	JOSE TELLO FERNANDEZ	YAMAHA	22	16	38	Enducross Melilla
3	42	ALEJANDRO HEREDIA BERMUDEZ	KTM	18	20	38	Enducross Melilla
4	292	ANTONIO SANCHEZ LOPEZ	KAWASAKI	15	22	37	
5	22	NOORDIN LAARBI HAMMUAD	YAMAHA	20	14	34	Enducross Melilla
6	8	SERGIO CLEMENTE NIETO	KAWASAKI	16	18	34	Enducross Melilla
7	68	CRISTIAN DIONIS ROMERO	HONDA	10	15	25	
8	5	GABRIEL RODRIGUEZ FERNANDEZ	HONDA	12	13	25	Enducross Melilla
9	12	HILAL HAMMUD AMAD	HONDA	11	11	22	Enducross Melilla
10	21	NASSER ASSAIDI HAMMUAD	YAMAHA	9	12	21	Enducross Melilla
11	19	MOHAMED BACHIR MOHAND	KAWASAKI	14	0	14	Enducross Melilla
12	222	MOHAMED EL FOUNTI ARRAIS	YAMAHA	13	0	13	Enducross Melilla

Jefe de cronometraje

Orbits