

RFME CTO. ESPAÑA CROSSCOUNTRY 2021

SECRETARIA DE CARRERA RFME

Club Deportivo Cózar 10,000 km

| Nº | Nombre | Tx del coche | Clase | Reg. Piloto | Marca |
|-----|----------------------------------|--------------|-------------|-------------|--------|
| 98 | ALEJANDRO AGUILON LEIVA | 401 | Aficionados | 24199-SE | |
| 99 | ALEJANDRO GOMEZ GARCIA | 402 | Aficionados | 24007-H | YAMAHA |
| 100 | ALEJANDRO RAMON HEREDIA BERMUDEZ | 403 | Aficionados | 24020-ML | |
| 101 | PABLO HERNANDEZ PEREZ | 404 | Aficionados | 116895-CR | |
| 102 | CARLOS DAVID JURADO GARCIA | 405 | Aficionados | 24150-J | SHERCO |
| 103 | NOORDIN LAARBI HAMMUAD | 406 | Aficionados | 24046-ML | |
| 104 | ENRIQUE MARTINEZ MARIN | 407 | Aficionados | 24122-SE | |
| 105 | CHRISTIAN PALOMARES VILAR | 408 | Aficionados | 116658-TO | |
| 95 | HUMI PALAU PERIS | 409 | Femenino | 251367-CS | |
| 96 | BEATRIZ LEGAZPI NEGUERUELA | 410 | Femenino | 224081-M | |
| 16 | RAUL FRUTOS DE MINGO | 201 | Junior | 224078-M | SHERCO |
| 17 | IGNACIO RODRIGUEZ LOPEZ | 412 | Junior | 224145-M | SHERCO |
| 18 | IVAN MARTIN PRIETO | 413 | Junior | 90038-BU | |
| 19 | JULIO PANDO LLANA | 414 | Junior | 59375-O | |
| 20 | ANGEL LUIS ARRIBAS LUQUE | 416 | Junior | 224119-M | |
| 21 | FERNANDO RAFAEL CATALAN POZO | 418 | Junior | 224093-M | SHERCO |
| 22 | MARIO SAEZ-BRAVO BLANCO | 419 | Junior | 116715-TO | |
| 23 | MANUEL MIRANDA ORTEGA | 420 | Junior | 24188-J | |
| 24 | AARON GERALDO GARCIA | 421 | Junior | 24191-H | SHERCO |
| 26 | RUBEN AVILES JIMENEZ | 422 | Junior | 24173-GR | |
| 27 | DAVID DEL VALLE NUÑEZ | 423 | Junior | 24035-SE | |
| 28 | GABRIEL GIRO MESTRE | 424 | Junior | 144290-B | |
| 29 | JOSE MANUEL NAVAS CRESPO | 425 | Junior | 24189-GR | |
| 30 | JAN OLIVERA MARTINEZ | 426 | Junior | 144146-B | RIEJU |
| 31 | EDGAR RIERA PASCUAL | 427 | Junior | 144478-B | RIEJU |
| 32 | FRANCISCO VALVERDE PALACIOS | 428 | Junior | 116782-CU | |
| 33 | JAIME VAZQUEZ SANCHEZ | 429 | Junior | 24010-SE | YAMAHA |
| 81 | PEDRO LUIS CANDELA PEREZ | 431 | Máster | 251319-V | |
| 82 | ANTONIO VALERO RAMOS | 430 | Máster | 116734-CR | |
| 83 | ANGEL MAZO ARRANZ | 433 | Máster | 85996-S | |
| 84 | MODESTO MUÑOZ OLIVER | 434 | Máster | 116696-AB | |
| 85 | LUIS MIGUEL AGUIAR | 435 | Máster | 224261-M | YAMAHA |
| 86 | IGNACIO BASTARRECHE ALBERT | 436 | Máster | 224000-M | |
| 87 | JOAQUIN BLASCO CEREZO | 437 | Máster | 224100-M | |
| 88 | FELIX BRONCANO MUÑOZ | 438 | Máster | 90055-VA | |
| 89 | MANUEL FROUFE FERNANDEZ | 439 | Máster | 90043-P | |
| 90 | JOSE FRANCISCO MANCHON MARTINEZ | 440 | Máster | 116877-CR | |
| 91 | RAFAEL NUÑEZ-MATURANA | 202 | Máster | 224064-M | |
| 92 | ANTONIO MANUEL PEREZ GARCIA | 203 | Máster | 24186-MA | RIEJU |
| 93 | JESUS PLAZA FREYER | 204 | Máster | 224226-M | SHERCO |
| 4 | CARLOS PANDO MEDINA | 301 | Sénior | 59370-O | |
| 5 | CARLOS ABEL PEINADO | 302 | Sénior | 116726-CR | |
| 6 | DAVID ADRIA OLIVERAS | 305 | Sénior | 144492-B | |
| 7 | ANDREI ARGUTIAN | 306 | Sénior | MFR-145 | |
| 8 | CRISTOBAL CHOLBI MENGUAL | 307 | Sénior | 251336-A | |

Jefe de cronometraje

Orbits

Director de Carrera

RFME CTO. ESPAÑA CROSSCOUNTRY 2021

SECRETARIA DE CARRERA RFME

Club Deportivo Cózar 10,000 km

| Nº | Nombre | Tx del coche | Clase | Reg. Piloto | Marca |
|----|----------------------------------|--------------|-------------|-------------|----------|
| 9 | ANTONIO GARCIA GALVEZ | 308 | Sénior | 23977-MA | SHERCO |
| 10 | CRISTOBAL GUERRERO RUIZ | 309 | Sénior | 24179-MA | |
| 11 | MANUEL JOSE PRIETO SANCHEZ | 310 | Sénior | 24201-H | |
| 12 | GALDER SANTAMARIA MARTINEZ | 311 | Sénior | 279847-BI | |
| 35 | LUIS MIGUEL NIETO TRABA | 312 | Sénior B 2T | 224017-M | SHERCO |
| 36 | SAID MIMUN AHMED | 313 | Sénior B 2T | 24019-ML | |
| 37 | JOSE LUIS ABAD CORTES | 314 | Sénior B 2T | 189924-CC | |
| 38 | JORGE AMADO MARI | 315 | Sénior B 2T | 251267-V | |
| 39 | ALVARO CABOS MARTIN | 316 | Sénior B 2T | 144495-B | |
| 40 | JUAN CARLOS DE LA ROSA FERRER | 318 | Sénior B 2T | 24160-H | |
| 41 | CARLOS DIAZ ROY | 319 | Sénior B 2T | 55049-TE | |
| 42 | JUAN ANTONIO FLORES CASTELLANO | 320 | Sénior B 2T | 189923-BA | |
| 43 | ERIC GARCIA BENITEZ | 321 | Sénior B 2T | 144663-B | RIEJU |
| 44 | YERAY GARCIA MARRERO | 322 | Sénior B 2T | 116771-AB | |
| 45 | JUAN PABLO GUILLEN RIVERA | 323 | Sénior B 2T | 250932-V | |
| 46 | BORJA PEREZ CASIMIRO | 324 | Sénior B 2T | 24029-ML | |
| 48 | ENRIQUE PEDRAZA GARCIA | 325 | Sénior B 4T | 24117-CO | |
| 49 | JOAN ALTES BALLESTEROS | 326 | Sénior B 4T | 144654-B | |
| 50 | DAVID BOIXEDA PUJOLS | 327 | Sénior B 4T | 144821-B | |
| 51 | CARLOS FERNANDEZ MULA | 328 | Sénior B 4T | 116879-CU | |
| 52 | FAUSI KADDUR HAMDAD | 329 | Sénior B 4T | 24051-ML | |
| 53 | PEDRO LEON GARCIA | 332 | Sénior B 4T | 116719-CR | |
| 54 | JOSEP PEDRO SUBIRATS | 334 | Sénior B 4T | 143909-B | |
| 55 | PABLO REVERTE JIMENEZ | 336 | Sénior B 4T | 24056-AL | |
| 56 | JOSE ANTONIO RODRIGUEZ ROMAN | 337 | Sénior B 4T | 24172-AL | |
| 57 | AMOS TEIXIDO COLOMA | 338 | Sénior B 4T | 144078-B | |
| 59 | CHRISTIAN LOPEZ REY | 339 | Veterano | 189856-CC | |
| 60 | FRANCISCO ALVARADO ZAFRA | 340 | Veterano | 24022-GR | |
| 61 | FRANCISCO DE BORJA ANGULO ANGULO | 206 | Veterano | 279873-BI | |
| 62 | JOSE MANUEL BARNES FLORENCIANO | 207 | Veterano | 116900-CR | |
| 63 | ANTONIO CARPIO CALCERRADA | 208 | Veterano | 116887-CR | |
| 64 | ALBERT FERNANDEZ JOFRE | 209 | Veterano | 143906-B | |
| 65 | JUAN JOSE FERNANDEZ TORONJO | 210 | Veterano | 24196-H | |
| 66 | OSCAR FRAILE BERMEJO | 211 | Veterano | 24194-H | |
| 67 | JORGE ANTONIO GARCIA MARQUEZ | 213 | Veterano | 24163-MA | |
| 68 | FRANCISCO JOSE GARCIA NETO | 214 | Veterano | 24225-H | |
| 69 | DAVID LOPEZ MEJIA | 215 | Veterano | 90056-VA | |
| 70 | DOMINGO ANTONIO LORENTE RUIZ | 217 | Veterano | 116876-CR | |
| 71 | ANGEL MUÑOZ DE LA CASA | 218 | Veterano | 116881-GU | |
| 72 | RUBEN PALMAR LIBRERO | 219 | Veterano | 24113-H | |
| 73 | ADRIAN PEÑARRUBIA MARTINEZ | 220 | Veterano | 116882-CU | |
| 74 | MANUEL JESUS RAMOS BOZA | 221 | Veterano | 24217-H | |
| 75 | JESUS ENRIQUE RODRIGUEZ MELERO | 222 | Veterano | 224113-M | SHERCO |
| 76 | ANTONIO SANCHEZ LOPEZ | 223 | Veterano | 24041-ML | KAWASAKI |
| 77 | SERGIO VAQUERO MARTINEZ | 224 | Veterano | 224069-M | |

Jefe de cronometraje


Orbits

Director de Carrera

RFME CTO. ESPAÑA CROSSCOUNTRY 2021

SECRETARIA DE CARRERA RFME

Club Deportivo Cózar 10,000 km



| Nº | Nombre | Tx del coche | Clase | Reg. Piloto | Marca |
|----|------------------------|--------------|----------|-------------|-------|
| 78 | JORDI VIDAL GISBERT | 225 | Veterano | 251191-V | |
| 79 | IKER VILLANUEVA UGALDE | 226 | Veterano | 279883-BI | |

RFME CTO. ESPAÑA CROSSCOUNTRY 2021

Clasificado por mejor tiempo de vuelta

| | |
|-----------------------------------|--------------------------------|
| CARRERA | Club Deportivo Cózar 10,000 km |
| SUPER POLE | 21/02/2021 10:45 |
| Clasificación iniciado a 10:49:56 | |

| Pos. | Nº | Nombre | Vueltas | Marca | Mejor Tm | En Vuelta | Clase |
|------|----|-------------------------------|---------|--------|----------|-----------|-------------|
| 1 | 10 | CRISTOBAL GUERRERO RUIZ | 1 | | 5:05.384 | 1 | Sénior |
| 2 | 5 | CARLOS ABEL PEINADO | 1 | | 5:12.385 | 1 | Sénior |
| 3 | 6 | DAVID ADRIA OLIVERAS | 1 | | 5:13.693 | 1 | Sénior |
| 4 | 19 | JULIO PANDO LLANA | 1 | | 5:15.292 | 1 | Junior |
| 5 | 4 | CARLOS PANDO MEDINA | 1 | | 5:15.958 | 1 | Sénior |
| 6 | 21 | FERNANDO RAFAEL CATALAN POZO | 1 | SHERCO | 5:16.536 | 1 | Junior |
| 7 | 30 | JAN OLIVERA MARTINEZ | 1 | RIEJU | 5:18.022 | 1 | Junior |
| 8 | 20 | ANGEL LUIS ARRIBAS LUQUE | 1 | | 5:21.153 | 1 | Junior |
| 9 | 50 | DAVID BOIXEDA PUJOLS | 1 | | 5:21.370 | 1 | Sénior B 4T |
| 10 | 23 | MANUEL MIRANDA ORTEGA | 1 | | 5:22.336 | 1 | Junior |
| 11 | 31 | EDGAR RIERA PASCUAL | 1 | RIEJU | 5:22.633 | 1 | Sénior B 2T |
| 12 | 44 | YERAY GARCIA MARRERO | 1 | | 5:28.952 | 1 | Sénior B 2T |
| 13 | 54 | JOSEP PEDRO SUBIRATS | 1 | | 5:30.186 | 1 | Sénior B 4T |
| 14 | 40 | JUAN CARLOS DE LA ROSA FERRER | 1 | | 5:31.191 | 1 | Sénior B 2T |
| 15 | 28 | GABRIEL GIRO MESTRE | 1 | | 5:31.856 | 1 | Junior |
| 16 | 24 | AARON GERALDO GARCIA | 1 | SHERCO | 5:32.127 | 1 | Junior |
| 17 | 59 | CHRISTIAN LOPEZ REY | 1 | | 5:32.550 | 1 | Veterano |
| 18 | 17 | IGNACIO RODRIGUEZ LOPEZ | 1 | SHERCO | 5:33.219 | 1 | Junior |
| 19 | 9 | ANTONIO GARCIA GALVEZ | 1 | SHERCO | 5:34.151 | 1 | Sénior |
| 20 | 72 | RUBEN PALMAR LIBRERO | 1 | | 5:34.289 | 1 | Veterano |
| 21 | 22 | MARIO SAEZ-BRAVO BLANCO | 1 | | 5:34.466 | 1 | Junior |
| 22 | 16 | RAUL FRUTOS DE MINGO | 1 | SHERCO | 5:34.875 | 1 | Junior |
| 23 | 29 | JOSE MANUEL NAVAS CRESPO | 1 | | 5:35.386 | 1 | Junior |
| 24 | 55 | PABLO REVERTE JIMENEZ | 1 | | 5:35.866 | 1 | Sénior B 4T |
| 25 | 79 | IKER VILLANUEVA UGALDE | 1 | | 5:36.367 | 1 | Veterano |
| 26 | 48 | ENRIQUE PEDRAZA GARCIA | 1 | | 5:36.601 | 1 | Sénior B 4T |
| 27 | 35 | LUIS MIGUEL NIETO TRABA | 1 | SHERCO | 5:37.358 | 1 | Sénior B 2T |
| 28 | 43 | ERIC GARCIA BENITEZ | 1 | RIEJU | 5:38.658 | 1 | Sénior B 2T |
| 29 | 51 | CARLOS FERNANDEZ MULA | 1 | | 5:39.630 | 1 | Sénior B 4T |
| 30 | 53 | PEDRO LEON GARCIA | 1 | | 5:40.611 | 1 | Sénior B 4T |
| 31 | 74 | MANUEL JESUS RAMOS BOZA | 1 | | 5:40.672 | 1 | Veterano |
| 32 | 11 | MANUEL JOSE PRIETO SANCHEZ | 1 | | 5:41.926 | 1 | Sénior |
| 33 | 37 | JOSE LUIS ABAD CORTES | 1 | | 5:42.163 | 1 | Sénior B 2T |
| 34 | 57 | AMOS TEIXIDO COLOMA | 1 | | 5:42.695 | 1 | Sénior B 4T |
| 35 | 82 | ANTONIO VALERO RAMOS | 1 | | 5:42.845 | 1 | Máster |
| 36 | 32 | FRANCISCO VALVERDE PALACIOS | 1 | | 5:43.310 | 1 | Junior |
| 37 | 67 | JORGE ANTONIO GARCIA MARQUEZ | 1 | | 5:44.194 | 1 | Veterano |

| | |
|----------------------|--------|
| Jefe de cronometraje | Orbits |
| Director de Carrera | |

RFME CTO. ESPAÑA CROSSCOUNTRY 2021

Clasificado por mejor tiempo de vuelta

CARRERA

Club Deportivo Cózar 10,000 km

SUPER POLE

21/02/2021 10:45

Clasificación iniciado a 10:49:56

| Pos. | Nº | Nombre | Vueltas | Marca | Mejor Tm | En Vuelta | Clase |
|------|----|---------------------------------|---------|----------|----------|-----------|-------------|
| 38 | 65 | JUAN JOSE FERNANDEZ TORONJO | 1 | | 5:46.417 | 1 | Veterano |
| 39 | 64 | ALBERT FERNANDEZ JOFRE | 1 | | 5:48.892 | 1 | Veterano |
| 40 | 81 | PEDRO LUIS CANDELA PEREZ | 1 | | 5:50.247 | 1 | Máster |
| 41 | 41 | CARLOS DIAZ ROY | 1 | | 5:50.827 | 1 | Sénior B 2T |
| 42 | 73 | ADRIAN PEÑARRUBIA MARTINEZ | 1 | | 5:51.287 | 1 | Sénior B 4T |
| 43 | 42 | JUAN ANTONIO FLORES CASTELLANO | 1 | | 5:51.886 | 1 | Sénior B 2T |
| 44 | 52 | FAUSI KADDUR HAMMAD | 1 | | 5:51.914 | 1 | Sénior B 4T |
| 45 | 68 | FRANCISCO JOSE GARCIA NETO | 1 | | 5:52.357 | 1 | Veterano |
| 46 | 71 | ANGEL MUÑOZ DE LA CASA | 1 | | 5:52.763 | 1 | Veterano |
| 47 | 46 | BORJA PEREZ CASIMIRO | 1 | | 5:53.744 | 1 | Sénior B 2T |
| 48 | 49 | JOAN ALTES BALLESTEROS | 1 | | 5:54.272 | 1 | Sénior B 4T |
| 49 | 89 | MANUEL FROUFE FERNANDEZ | 1 | | 5:55.920 | 1 | Máster |
| 50 | 18 | IVAN MARTIN PRIETO | 1 | | 5:57.074 | 1 | Junior |
| 51 | 84 | MODESTO MUÑOZ OLIVER | 1 | | 5:57.838 | 1 | Máster |
| 52 | 26 | RUBEN AVILES JIMENEZ | 1 | | 5:57.982 | 1 | Junior |
| 53 | 75 | JESUS ENRIQUE RODRIGUEZ MELERO | 1 | SHERCO | 5:58.646 | 1 | Veterano |
| 54 | 62 | JOSE MANUEL BARNES FLORENCIANO | 1 | | 5:59.251 | 1 | Veterano |
| 55 | 12 | GALDER SANTAMARIA MARTINEZ | 1 | | 6:00.072 | 1 | Sénior |
| 56 | 77 | SERGIO VAQUERO MARTINEZ | 1 | | 6:01.228 | 1 | Veterano |
| 57 | 78 | JORDI VIDAL GISBERT | 1 | | 6:01.347 | 1 | Veterano |
| 58 | 56 | JOSE ANTONIO RODRIGUEZ ROMAN | 1 | | 6:01.388 | 1 | Sénior B 4T |
| 59 | 39 | ALVARO CABOS MARTIN | 1 | | 6:04.704 | 1 | Sénior B 2T |
| 60 | 76 | ANTONIO SANCHEZ LOPEZ | 1 | KAWASAKI | 6:08.293 | 1 | Veterano |
| 61 | 63 | ANTONIO CARPIO CALCERRADA | 1 | | 6:08.443 | 1 | Veterano |
| 62 | 70 | DOMINGO ANTONIO LORENTE RUIZ | 1 | | 6:09.999 | 1 | Veterano |
| 63 | 85 | LUIS MIGUEL AGUIAR | 1 | YAMAHA | 6:12.172 | 1 | Máster |
| 64 | 8 | CRISTOBAL CHOLBI MENGUAL | 1 | | 6:12.387 | 1 | Sénior |
| 65 | 60 | FRANCISCO ALVARADO ZAFRA | 1 | | 6:12.555 | 1 | Veterano |
| 66 | 86 | IGNACIO BASTARRECHE ALBERT | 1 | | 6:12.803 | 1 | Máster |
| 67 | 87 | JOAQUIN BLASCO CEREZO | 1 | | 6:14.085 | 1 | Máster |
| 68 | 69 | DAVID LOPEZ MEJIA | 1 | | 6:15.168 | 1 | Veterano |
| 69 | 90 | JOSE FRANCISCO MANCHON MARTINEZ | 1 | | 6:15.564 | 1 | Máster |
| 70 | 66 | OSCAR FRAILE BERMEJO | 1 | | 6:17.063 | 1 | Veterano |
| 71 | 27 | DAVID DEL VALLE NUÑEZ | 1 | | 6:17.133 | 1 | Junior |
| 72 | 83 | ANGEL MAZO ARRANZ | 1 | | 6:19.623 | 1 | Máster |
| 73 | 38 | JORGE AMADO MARI | 1 | | 6:33.139 | 1 | Sénior B 2T |
| 74 | 36 | SAID MIMUN AHMED | 1 | | 6:33.527 | 1 | Sénior B 2T |

Jefe de cronometraje

Orbits

Director de Carrera

RFME CTO. ESPAÑA CROSSCOUNTRY 2021

Clasificado por mejor tiempo de vuelta

CARRERA

Club Deportivo Cózar 10,000 km

SUPER POLE

21/02/2021 10:45

Clasificación iniciado a 10:49:56

| Pos. | Nº | Nombre | Vueltas | Marca | Mejor Tm | En Vuelta | Clase |
|------|----|----------------------------------|---------|--------|----------|-----------|-------------|
| 75 | 88 | FELIX BRONCANO MUÑOZ | 1 | | 6:33.995 | 1 | Máster |
| 76 | 95 | HUMI PALAU PERIS | 1 | | 6:34.176 | 1 | Femenino |
| 77 | 93 | JESUS PLAZA FREYER | 1 | SHERCO | 6:34.640 | 1 | Máster |
| 78 | 96 | BEATRIZ LEGAZPI NEGUERUELA | 1 | | 6:36.261 | 1 | Femenino |
| 79 | 45 | JUAN PABLO GUILLEN RIVERA | 1 | | 6:37.015 | 1 | Sénior B 2T |
| 80 | 91 | RAFAEL NUÑEZ-MATURANA | 1 | | 6:45.531 | 1 | Máster |
| 81 | 7 | ANDREI ARGUTIAN | 1 | | 7:10.920 | 1 | Máster |
| 82 | 61 | FRANCISCO DE BORJA ANGULO ANGULO | 1 | | 7:15.043 | 1 | Veterano |
| 83 | 33 | JAIME VAZQUEZ SANCHEZ | 1 | YAMAHA | 7:40.141 | 1 | Junior |
| 84 | 92 | ANTONIO MANUEL PEREZ GARCIA | | RIEJU | | 0 | Máster |

RFME CTO. ESPAÑA CROSSCOUNTRY 2021

Clasificado por mejor tiempo de vuelta

CARRERA

Club Deportivo Cózar 10,000 km

SUPER POLE

21/02/2021 10:45

Clasificación iniciado a 10:49:56

| Pos. | Nº | Nombre | Vueltas | Marca | Mejor Tm | En Vuelta | Clase |
|-----------------|----|---------------------------------|---------|--------|----------|-----------|----------|
| Femenino | | | | | | | |
| 1 | 95 | HUMI PALAU PERIS | 1 | | 6:34.176 | 1 | Femenino |
| 2 | 96 | BEATRIZ LEGAZPI NEGUERUELA | 1 | | 6:36.261 | 1 | Femenino |
| Junior | | | | | | | |
| 1 | 19 | JULIO PANDO LLANA | 1 | | 5:15.292 | 1 | Junior |
| 2 | 21 | FERNANDO RAFAEL CATALAN POZO | 1 | SHERCO | 5:16.536 | 1 | Junior |
| 3 | 30 | JAN OLIVERA MARTINEZ | 1 | RIEJU | 5:18.022 | 1 | Junior |
| 4 | 20 | ANGEL LUIS ARRIBAS LUQUE | 1 | | 5:21.153 | 1 | Junior |
| 5 | 23 | MANUEL MIRANDA ORTEGA | 1 | | 5:22.336 | 1 | Junior |
| 6 | 28 | GABRIEL GIRO MESTRE | 1 | | 5:31.856 | 1 | Junior |
| 7 | 24 | AARON GERALDO GARCIA | 1 | SHERCO | 5:32.127 | 1 | Junior |
| 8 | 17 | IGNACIO RODRIGUEZ LOPEZ | 1 | SHERCO | 5:33.219 | 1 | Junior |
| 9 | 22 | MARIO SAEZ-BRAVO BLANCO | 1 | | 5:34.466 | 1 | Junior |
| 10 | 16 | RAUL FRUTOS DE MINGO | 1 | SHERCO | 5:34.875 | 1 | Junior |
| 11 | 29 | JOSE MANUEL NAVAS CRESPO | 1 | | 5:35.386 | 1 | Junior |
| 12 | 32 | FRANCISCO VALVERDE PALACIOS | 1 | | 5:43.310 | 1 | Junior |
| 13 | 18 | IVAN MARTIN PRIETO | 1 | | 5:57.074 | 1 | Junior |
| 14 | 26 | RUBEN AVILES JIMENEZ | 1 | | 5:57.982 | 1 | Junior |
| 15 | 27 | DAVID DEL VALLE NUÑEZ | 1 | | 6:17.133 | 1 | Junior |
| 16 | 33 | JAIME VAZQUEZ SANCHEZ | 1 | YAMAHA | 7:40.141 | 1 | Junior |
| Máster | | | | | | | |
| 1 | 82 | ANTONIO VALERO RAMOS | 1 | | 5:42.845 | 1 | Máster |
| 2 | 81 | PEDRO LUIS CANDELA PEREZ | 1 | | 5:50.247 | 1 | Máster |
| 3 | 89 | MANUEL FROUFE FERNANDEZ | 1 | | 5:55.920 | 1 | Máster |
| 4 | 84 | MODESTO MUÑOZ OLIVER | 1 | | 5:57.838 | 1 | Máster |
| 5 | 85 | LUIS MIGUEL AGUIAR | 1 | YAMAHA | 6:12.172 | 1 | Máster |
| 6 | 86 | IGNACIO BASTARRECHE ALBERT | 1 | | 6:12.803 | 1 | Máster |
| 7 | 87 | JOAQUIN BLASCO CEREZO | 1 | | 6:14.085 | 1 | Máster |
| 8 | 90 | JOSE FRANCISCO MANCHON MARTINEZ | 1 | | 6:15.564 | 1 | Máster |
| 9 | 83 | ANGEL MAZO ARRANZ | 1 | | 6:19.623 | 1 | Máster |
| 10 | 88 | FELIX BRONCANO MUÑOZ | 1 | | 6:33.995 | 1 | Máster |
| 11 | 93 | JESUS PLAZA FREYER | 1 | SHERCO | 6:34.640 | 1 | Máster |
| 12 | 91 | RAFAEL NUÑEZ-MATURANA | 1 | | 6:45.531 | 1 | Máster |
| 13 | 7 | ANDREI ARGUTIAN | 1 | | 7:10.920 | 1 | Máster |

Jefe de cronometraje

Orbits

Director de Carrera

RFME CTO. ESPAÑA CROSSCOUNTRY 2021

Clasificado por mejor tiempo de vuelta

CARRERA

Club Deportivo Cózar 10,000 km

SUPER POLE

21/02/2021 10:45

Clasificación iniciado a 10:49:56

| Pos. | Nº | Nombre | Vueltas | Marca | Mejor Tm | En Vuelta | Clase |
|------|----|-----------------------------|---------|-------|----------|-----------|--------|
| 14 | 92 | ANTONIO MANUEL PEREZ GARCIA | | RIEJU | | 0 | Máster |

Sénior

| | | | | | | | |
|---|----|----------------------------|---|--------|----------|---|--------|
| 1 | 10 | CRISTOBAL GUERRERO RUIZ | 1 | | 5:05.384 | 1 | Sénior |
| 2 | 5 | CARLOS ABEL PEINADO | 1 | | 5:12.385 | 1 | Sénior |
| 3 | 6 | DAVID ADRIA OLIVERAS | 1 | | 5:13.693 | 1 | Sénior |
| 4 | 4 | CARLOS PANDO MEDINA | 1 | | 5:15.958 | 1 | Sénior |
| 5 | 9 | ANTONIO GARCIA GALVEZ | 1 | SHERCO | 5:34.151 | 1 | Sénior |
| 6 | 11 | MANUEL JOSE PRIETO SANCHEZ | 1 | | 5:41.926 | 1 | Sénior |
| 7 | 12 | GALDER SANTAMARIA MARTINEZ | 1 | | 6:00.072 | 1 | Sénior |
| 8 | 8 | CRISTOBAL CHOLBI MENGUAL | 1 | | 6:12.387 | 1 | Sénior |

Sénior B 2T

| | | | | | | | |
|----|----|--------------------------------|---|--------|----------|---|-------------|
| 1 | 31 | EDGAR RIERA PASCUAL | 1 | RIEJU | 5:22.633 | 1 | Sénior B 2T |
| 2 | 44 | YERAY GARCIA MARRERO | 1 | | 5:28.952 | 1 | Sénior B 2T |
| 3 | 40 | JUAN CARLOS DE LA ROSA FERRER | 1 | | 5:31.191 | 1 | Sénior B 2T |
| 4 | 35 | LUIS MIGUEL NIETO TRABA | 1 | SHERCO | 5:37.358 | 1 | Sénior B 2T |
| 5 | 43 | ERIC GARCIA BENITEZ | 1 | RIEJU | 5:38.658 | 1 | Sénior B 2T |
| 6 | 37 | JOSE LUIS ABAD CORTES | 1 | | 5:42.163 | 1 | Sénior B 2T |
| 7 | 41 | CARLOS DIAZ ROY | 1 | | 5:50.827 | 1 | Sénior B 2T |
| 8 | 42 | JUAN ANTONIO FLORES CASTELLANO | 1 | | 5:51.886 | 1 | Sénior B 2T |
| 9 | 46 | BORJA PEREZ CASIMIRO | 1 | | 5:53.744 | 1 | Sénior B 2T |
| 10 | 39 | ALVARO CABOS MARTIN | 1 | | 6:04.704 | 1 | Sénior B 2T |
| 11 | 38 | JORGE AMADO MARI | 1 | | 6:33.139 | 1 | Sénior B 2T |
| 12 | 36 | SAID MIMUN AHMED | 1 | | 6:33.527 | 1 | Sénior B 2T |
| 13 | 45 | JUAN PABLO GUILLEN RIVERA | 1 | | 6:37.015 | 1 | Sénior B 2T |

Sénior B 4T

| | | | | | | | |
|---|----|----------------------------|---|--|----------|---|-------------|
| 1 | 50 | DAVID BOIXEDA PUJOLS | 1 | | 5:21.370 | 1 | Sénior B 4T |
| 2 | 54 | JOSEP PEDRO SUBIRATS | 1 | | 5:30.186 | 1 | Sénior B 4T |
| 3 | 55 | PABLO REVERTE JIMENEZ | 1 | | 5:35.866 | 1 | Sénior B 4T |
| 4 | 48 | ENRIQUE PEDRAZA GARCIA | 1 | | 5:36.601 | 1 | Sénior B 4T |
| 5 | 51 | CARLOS FERNANDEZ MULA | 1 | | 5:39.630 | 1 | Sénior B 4T |
| 6 | 53 | PEDRO LEON GARCIA | 1 | | 5:40.611 | 1 | Sénior B 4T |
| 7 | 57 | AMOS TEIXIDO COLOMA | 1 | | 5:42.695 | 1 | Sénior B 4T |
| 8 | 73 | ADRIAN PEÑARRUBIA MARTINEZ | 1 | | 5:51.287 | 1 | Sénior B 4T |
| 9 | 52 | FAUSI KADDUR HAMDAD | 1 | | 5:51.914 | 1 | Sénior B 4T |

RFME CTO. ESPAÑA CROSSCOUNTRY 2021

Clasificado por mejor tiempo de vuelta

CARRERA

Club Deportivo Cózar 10,000 km

SUPER POLE

21/02/2021 10:45

Clasificación iniciado a 10:49:56

| Pos. | Nº | Nombre | Vueltas | Marca | Mejor Tm | En Vuelta | Clase |
|-----------------|----|----------------------------------|---------|----------|----------|-----------|-------------|
| 10 | 49 | JOAN ALTES BALLESTEROS | 1 | | 5:54.272 | 1 | Sénior B 4T |
| 11 | 56 | JOSE ANTONIO RODRIGUEZ ROMAN | 1 | | 6:01.388 | 1 | Sénior B 4T |
| Veterano | | | | | | | |
| 1 | 59 | CHRISTIAN LOPEZ REY | 1 | | 5:32.550 | 1 | Veterano |
| 2 | 72 | RUBEN PALMAR LIBRERO | 1 | | 5:34.289 | 1 | Veterano |
| 3 | 79 | IKER VILLANUEVA UGALDE | 1 | | 5:36.367 | 1 | Veterano |
| 4 | 74 | MANUEL JESUS RAMOS BOZA | 1 | | 5:40.672 | 1 | Veterano |
| 5 | 67 | JORGE ANTONIO GARCIA MARQUEZ | 1 | | 5:44.194 | 1 | Veterano |
| 6 | 65 | JUAN JOSE FERNANDEZ TORONJO | 1 | | 5:46.417 | 1 | Veterano |
| 7 | 64 | ALBERT FERNANDEZ JOFRE | 1 | | 5:48.892 | 1 | Veterano |
| 8 | 68 | FRANCISCO JOSE GARCIA NETO | 1 | | 5:52.357 | 1 | Veterano |
| 9 | 71 | ANGEL MUÑOZ DE LA CASA | 1 | | 5:52.763 | 1 | Veterano |
| 10 | 75 | JESUS ENRIQUE RODRIGUEZ MELERO | 1 | SHERCO | 5:58.646 | 1 | Veterano |
| 11 | 62 | JOSE MANUEL BARNES FLORENCIANO | 1 | | 5:59.251 | 1 | Veterano |
| 12 | 77 | SERGIO VAQUERO MARTINEZ | 1 | | 6:01.228 | 1 | Veterano |
| 13 | 78 | JORDI VIDAL GISBERT | 1 | | 6:01.347 | 1 | Veterano |
| 14 | 76 | ANTONIO SANCHEZ LOPEZ | 1 | KAWASAKI | 6:08.293 | 1 | Veterano |
| 15 | 63 | ANTONIO CARPIO CALCERRADA | 1 | | 6:08.443 | 1 | Veterano |
| 16 | 70 | DOMINGO ANTONIO LORENTE RUIZ | 1 | | 6:09.999 | 1 | Veterano |
| 17 | 60 | FRANCISCO ALVARADO ZAFRA | 1 | | 6:12.555 | 1 | Veterano |
| 18 | 69 | DAVID LOPEZ MEJIA | 1 | | 6:15.168 | 1 | Veterano |
| 19 | 66 | OSCAR FRAILE BERMEJO | 1 | | 6:17.063 | 1 | Veterano |
| 20 | 61 | FRANCISCO DE BORJA ANGULO ANGULO | 1 | | 7:15.043 | 1 | Veterano |

Jefe de cronometraje

Orbits

Director de Carrera

RFME CTO. ESPAÑA CROSSCOUNTRY 2021

CARRERA

Club Deportivo Cózar 10,000 km

SUPER POLE

21/02/2021 10:45

Clasificación iniciado a 10:49:56

| Vuelta | Tiempo de vuelta | Dif. resp. 1° | Hora del día |
|------------------------------------|------------------|---------------|--------------|
| (10) CRISTOBAL GUERRERO RUIZ | 1 | 5:05.384 | 10:56:35.353 |
| (5) CARLOS ABEL PEINADO | 1 | 5:12.385 | 10:56:55.571 |
| (6) DAVID ADRIA OLIVERAS | 1 | 5:13.693 | 10:55:55.319 |
| (19) JULIO PANDO LLANA | 1 | 5:15.292 | 10:59:01.958 |
| (4) CARLOS PANDO MEDINA | 1 | 5:15.958 | 10:55:33.870 |
| (21) FERNANDO RAFAEL CATALAN POZO | 1 | 5:16.536 | 11:00:35.545 |
| (30) JAN OLIVERA MARTINEZ | 1 | 5:18.022 | 11:04:43.299 |
| (20) ANGEL LUIS ARRIBAS LUQUE | 1 | 5:21.153 | 11:00:09.441 |
| (50) DAVID BOIXEDA PUJOLS | 1 | 5:21.370 | 11:13:43.964 |
| (23) MANUEL MIRANDA ORTEGA | 1 | 5:22.336 | 11:01:39.609 |
| (31) EDGAR RIERA PASCUAL | 1 | 5:22.633 | 11:05:09.716 |
| (44) YERAY GARCIA MARRERO | 1 | 5:28.952 | 11:11:18.189 |
| (54) JOSEP PEDRO SUBIRATS | 1 | 5:30.186 | 11:15:52.224 |
| (40) JUAN CARLOS DE LA ROSA FERRER | 1 | 5:31.191 | 11:09:24.429 |
| (28) GABRIEL GIRO MESTRE | 1 | 5:31.856 | 11:03:47.394 |
| (24) AARON GERALDO GARCIA | 1 | 5:32.127 | 11:02:20.282 |
| (59) CHRISTIAN LOPEZ REY | 1 | 5:32.550 | 11:17:49.049 |
| (17) IGNACIO RODRIGUEZ LOPEZ | 1 | 5:33.219 | 10:58:08.084 |
| (9) ANTONIO GARCIA GALVEZ | 1 | 5:34.151 | 10:56:40.562 |
| (72) RUBEN PALMAR LIBRERO | 1 | 5:34.289 | 11:24:22.501 |
| (22) MARIO SAEZ-BRAVO BLANCO | 1 | 5:34.466 | 11:01:21.363 |
| (16) RAUL FRUTOS DE MINGO | 1 | 5:34.875 | 10:57:55.967 |

| Vuelta | Tiempo de vuelta | Dif. resp. 1° | Hora del día |
|-------------------------------------|------------------|---------------|--------------|
| (29) JOSE MANUEL NAVAS CRESPO | 1 | 5:35.386 | 11:04:22.852 |
| (55) PABLO REVERTE JIMENEZ | 1 | 5:35.866 | 11:16:22.381 |
| (79) IKER VILLANUEVA UGALDE | 1 | 5:36.367 | 11:27:54.330 |
| (48) ENRIQUE PEDRAZA GARCIA | 1 | 5:36.601 | 11:12:55.187 |
| (35) LUIS MIGUEL NIETO TRABA | 1 | 5:37.358 | 11:06:54.379 |
| (43) ERIC GARCIA BENITEZ | 1 | 5:38.658 | 11:10:56.202 |
| (51) CARLOS FERNANDEZ MULA | 1 | 5:39.630 | 11:14:25.152 |
| (53) PEDRO LEON GARCIA | 1 | 5:40.611 | 11:15:27.652 |
| (74) MANUEL JESUS RAMOS BOZA | 1 | 5:40.672 | 11:25:32.511 |
| (11) MANUEL JOSE PRIETO SANCHEZ | 1 | 5:41.926 | 10:58:41.591 |
| (37) JOSE LUIS ABAD CORTES | 1 | 5:42.163 | 11:07:57.501 |
| (57) AMOS TEIXIDO COLOMA | 1 | 5:42.695 | 11:17:31.032 |
| (82) ANTONIO VALERO RAMOS | 1 | 5:42.845 | 11:28:58.836 |
| (32) FRANCISCO VALVERDE PALACIOS | 1 | 5:43.310 | 11:05:58.353 |
| (67) JORGE ANTONIO GARCIA MARQUEZ | 1 | 5:44.194 | 11:21:30.379 |
| (65) JUAN JOSE FERNANDEZ TORONJO | 1 | 5:46.417 | 11:21:03.794 |
| (64) ALBERT FERNANDEZ JOFRE | 1 | 5:48.892 | 11:20:35.529 |
| (81) PEDRO LUIS CANDELA PEREZ | 1 | 5:50.247 | 11:28:38.327 |
| (41) CARLOS DIAZ ROY | 1 | 5:50.827 | 11:10:05.326 |
| (73) ADRIAN PEÑARRUBIA MARTINEZ | 1 | 5:51.287 | 11:25:11.731 |
| (42) JUAN ANTONIO FLORES CASTELLANO | 1 | 5:51.886 | 11:10:40.681 |
| (52) FAUSI KADDUR HAMDAD | 1 | 5:51.914 | 11:15:09.228 |

| Vuelta | Tiempo de vuelta | Dif. resp. 1° | Hora del día |
|-------------------------------------|------------------|---------------|--------------|
| (68) FRANCISCO JOSE GARCIA NETO | 1 | 5:52.357 | 11:22:12.075 |
| (71) ANGEL MUÑOZ DE LA CASA | 1 | 5:52.763 | 11:24:09.012 |
| (46) BORJA PEREZ CASIMIRO | 1 | 5:53.744 | 11:12:39.033 |
| (49) JOAN ALTES BALLESTEROS | 1 | 5:54.272 | 11:13:45.313 |
| (89) MANUEL FROUFE FERNANDEZ | 1 | 5:55.920 | 11:32:42.650 |
| (18) IVAN MARTIN PRIETO | 1 | 5:57.074 | 10:59:15.961 |
| (84) MODESTO MUÑOZ OLIVER | 1 | 5:57.838 | 11:30:13.710 |
| (26) RUBEN AVILES JIMENEZ | 1 | 5:57.982 | 11:03:14.630 |
| (75) JESUS ENRIQUE RODRIGUEZ MELERO | 1 | 5:58.646 | 11:26:16.339 |
| (62) JOSE MANUEL BARNES FLORENCIANO | 1 | 5:59.251 | 11:19:48.229 |
| (12) GALDER SANTAMARIA MARTINEZ | 1 | 6:00.072 | 10:57:51.542 |
| (77) SERGIO VAQUERO MARTINEZ | 1 | 6:01.228 | 11:27:15.736 |
| (78) JORDI VIDAL GISBERT | 1 | 6:01.347 | 11:27:48.066 |
| (56) JOSE ANTONIO RODRIGUEZ ROMAN | 1 | 6:01.388 | 11:17:16.208 |
| (39) ALVARO CABOS MARTIN | 1 | 6:04.704 | 11:08:50.178 |
| (76) ANTONIO SANCHEZ LOPEZ | 1 | 6:08.293 | 11:26:55.263 |
| (63) ANTONIO CARPIO CALCERRADA | 1 | 6:08.443 | 11:20:27.044 |
| (70) DOMINGO ANTONIO LORENTE RUIZ | 1 | 6:09.999 | 11:23:54.987 |
| (85) LUIS MIGUEL AGUIAR | 1 | 6:12.172 | 11:30:56.687 |
| (8) CRISTOBAL CHOLBI MENGUAL | 1 | 6:12.387 | 10:57:09.389 |
| (60) FRANCISCO ALVARADO ZAFRA | 1 | 6:12.555 | 11:18:59.694 |
| (86) IGNACIO BASTARRECHE ALBERT | 1 | 6:12.803 | 11:31:29.743 |

Jefe de cronometraje

Orbits

Director de Carrera

RFME CTO. ESPAÑA CROSSCOUNTRY 2021

CARRERA Club Deportivo Cózar 10,000 km
 SUPER POLE 21/02/2021 10:45
 Clasificación iniciado a 10:49:56

| Vuelta | Tiempo de vuelta | Dif. resp. 1° | Hora del día |
|---------------------------------------|------------------|---------------|--------------|
| (87) JOAQUIN BLASCO CEREZO | 1 | 6:14.085 | 11:32:01.398 |
| (69) DAVID LOPEZ MEJIA | 1 | 6:15.168 | 11:23:36.363 |
| (90) JOSE FRANCISCO MANCHON MARTINEZ | 1 | 6:15.564 | 11:33:35.730 |
| (66) OSCAR FRAILE BERMEJO | 1 | 6:17.063 | 11:23:03.381 |
| (27) DAVID DEL VALLE NUÑEZ | 1 | 6:17.133 | 11:04:04.514 |
| (83) ANGEL MAZO ARRANZ | 1 | 6:19.623 | 11:30:05.554 |
| (38) JORGE AMADO MARI | 1 | 6:33.139 | 11:09:51.239 |
| (36) SAID MIMUN AHMED | 1 | 6:33.527 | 11:08:18.588 |
| (88) FELIX BRONCANO MUÑOZ | 1 | 6:33.995 | 11:32:53.798 |
| (95) HUMI PALAU PERIS | 1 | 6:34.176 | 11:35:23.536 |
| (93) JESUS PLAZA FREYER | 1 | 6:34.640 | 11:34:51.084 |
| (96) BEATRIZ LEGAZPI NEGUERUELA | 1 | 6:36.261 | 11:35:55.342 |
| (45) JUAN PABLO GUILLEN RIVERA | 1 | 6:37.015 | 11:12:54.516 |
| (91) RAFAEL NUÑEZ-MATURANA | 1 | 6:45.531 | 11:34:37.720 |
| (7) ANDREI ARGUTIAN | 1 | 7:10.920 | 11:01:27.945 |
| (61) FRANCISCO DE BORJA ANGULO ANGULO | 1 | 7:15.043 | 11:20:31.806 |
| (33) JAIME VAZQUEZ SANCHEZ | 1 | 7:40.141 | 11:08:26.854 |

| Vuelta | Tiempo de vuelta | Dif. resp. 1° | Hora del día |
|--------|------------------|---------------|--------------|
|--------|------------------|---------------|--------------|

| Vuelta | Tiempo de vuelta | Dif. resp. 1° | Hora del día |
|--------|------------------|---------------|--------------|
|--------|------------------|---------------|--------------|

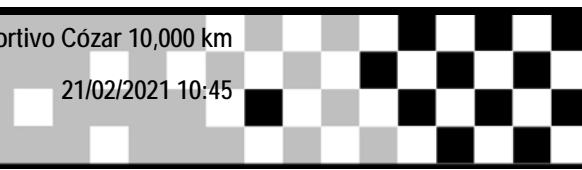
RFME CTO. ESPAÑA CROSSCOUNTRY 2021
Vuelta a vuelta
CARRERA

Club Deportivo Cózar 10,000 km

SUPER POLE

21/02/2021 10:45

Clasificación iniciado a 10:49:56



| Competidores | Vueltas | |
|---------------------------------------|---------|-------|
| | 0 | 1 |
| CARLOS PANDO MEDINA (4) | 1 | 4 4 |
| DAVID ADRIA OLIVERAS (6) | 2 | 6 6 |
| CRISTOBAL CHOLBI MENGUAL (8) | 3 | 8 10 |
| ANTONIO GARCIA GALVEZ (9) | 4 | 9 9 |
| CRISTOBAL GUERRERO RUIZ (10) | 5 | 10 5 |
| CARLOS ABEL PEINADO (5) | 6 | 5 8 |
| GALDER SANTAMARIA MARTINEZ (12) | 7 | 12 12 |
| RAUL FRUTOS DE MINGO (16) | 8 | 16 16 |
| IGNACIO RODRIGUEZ LOPEZ (17) | 9 | 17 17 |
| MANUEL JOSE PRIETO SANCHEZ (11) | 10 | 11 11 |
| IVAN MARTIN PRIETO (18) | 11 | 18 19 |
| JULIO PANDO LLANA (19) | 12 | 19 18 |
| ANDREI ARGUTIAN (7) | 13 | 7 20 |
| ANGEL LUIS ARRIBAS LUQUE (20) | 14 | 20 21 |
| FERNANDO RAFAEL CATALAN POZO (21) | 15 | 21 22 |
| MARIO SAEZ-BRAVO BLANCO (22) | 16 | 22 7 |
| MANUEL MIRANDA ORTEGA (23) | 17 | 23 23 |
| AARON GERALDO GARCIA (24) | 18 | 24 24 |
| RUBEN AVILES JIMENEZ (26) | 19 | 26 26 |
| DAVID DEL VALLE NUÑEZ (27) | 20 | 27 28 |
| GABRIEL GIRO MESTRE (28) | 21 | 28 27 |
| JOSE MANUEL NAVAS CRESPO (29) | 22 | 29 29 |
| JAN OLIVERA MARTINEZ (30) | 23 | 30 30 |
| EDGAR RIERA PASCUAL (31) | 24 | 31 31 |
| FRANCISCO VALVERDE PALACIOS (32) | 25 | 32 32 |
| JAIME VAZQUEZ SANCHEZ (33) | 26 | 33 35 |
| LUIS MIGUEL NIETO TRABA (35) | 27 | 35 37 |
| SAID MIMUN AHMED (36) | 28 | 36 36 |
| JOSE LUIS ABAD CORTES (37) | 29 | 37 33 |
| ALVARO CABOS MARTIN (39) | 30 | 39 39 |
| JORGE AMADO MARI (38) | 31 | 38 40 |
| JUAN CARLOS DE LA ROSA FERRER (40) | 32 | 40 38 |
| CARLOS DIAZ ROY (41) | 33 | 41 41 |
| JUAN ANTONIO FLORES CASTELLANO (42) | 34 | 42 42 |
| ERIC GARCIA BENITEZ (43) | 35 | 43 43 |
| YERAY GARCIA MARRERO (44) | 36 | 44 44 |
| JUAN PABLO GUILLEN RIVERA (45) | 37 | 45 46 |
| BORJA PEREZ CASIMIRO (46) | 38 | 46 45 |
| ENRIQUE PEDRAZA GARCIA (48) | 39 | 48 48 |
| JOAN ALTES BALLESTEROS (49) | 40 | 49 50 |
| DAVID BOIXEDA PUJOLS (50) | 41 | 50 49 |
| CARLOS FERNANDEZ MULA (51) | 42 | 51 51 |
| FAUSI KADDUR HAMMAD (52) | 43 | 52 52 |
| PEDRO LEON GARCIA (53) | 44 | 53 53 |
| JOSEP PEDRO SUBIRATS (54) | 45 | 54 54 |
| PABLO REVERTE JIMENEZ (55) | 46 | 55 55 |
| JOSE ANTONIO RODRIGUEZ ROMAN (56) | 47 | 56 56 |
| AMOS TEIXIDO COLOMA (57) | 48 | 57 57 |
| CHRISTIAN LOPEZ REY (59) | 49 | 59 59 |
| FRANCISCO ALVARADO ZAFRA (60) | 50 | 60 60 |
| FRANCISCO DE BORJA ANGULO ANGULO (61) | 51 | 61 62 |

Jefe de cronometraje

Orbits

Director de Carrera

RFME CTO. ESPAÑA CROSSCOUNTRY 2021

Clasificado por vueltas

CARRERA

Club Deportivo Cózar 10,000 km

CARRERA

21/02/2021 12:00

Carrera iniciado a 12:12:36

| Pos. | N° | Nombre | Vueltas | Total T° | Dif. resp. 1° | Mejor Tm | Puntos | Clase |
|------|----|-------------------------------|---------|-------------|---------------|-----------|--------|-------------|
| 1 | 10 | CRISTOBAL GUERRERO RUIZ | 10 | 2:09:49.488 | | 12:22.844 | 25 | Sénior |
| 2 | 5 | CARLOS ABEL PEINADO | 10 | 2:11:30.536 | 1:41.048 | 12:35.730 | 22 | Sénior |
| 3 | 19 | JULIO PANDO LLANA | 10 | 2:13:51.460 | 4:01.972 | 13:03.474 | 25 | Junior |
| 4 | 20 | ANGEL LUIS ARRIBAS LUQUE | 10 | 2:14:35.564 | 4:46.076 | 13:05.497 | 22 | Junior |
| 5 | 21 | FERNANDO RAFAEL CATALAN POZO | 9 | 2:01:40.578 | 1 Vuelta | 13:20.100 | 20 | Junior |
| 6 | 6 | DAVID ADRIA OLIVERAS | 9 | 2:01:58.258 | 1 Vuelta | 13:18.173 | 20 | Sénior |
| 7 | 4 | CARLOS PANDO MEDINA | 9 | 2:03:30.339 | 1 Vuelta | 13:34.931 | 18 | Sénior |
| 8 | 50 | DAVID BOIXEDA PUJOLS | 9 | 2:05:41.621 | 1 Vuelta | 13:32.461 | 25 | Sénior B 4T |
| 9 | 40 | JUAN CARLOS DE LA ROSA FERRER | 9 | 2:06:01.035 | 1 Vuelta | 13:15.906 | 25 | Sénior B 2T |
| 10 | 31 | EDGAR RIERA PASCUAL | 9 | 2:06:16.922 | 1 Vuelta | 13:31.720 | 22 | Sénior B 2T |
| 11 | 23 | MANUEL MIRANDA ORTEGA | 9 | 2:07:20.234 | 1 Vuelta | 13:49.580 | 18 | Junior |
| 12 | 9 | ANTONIO GARCIA GALVEZ | 9 | 2:07:41.631 | 1 Vuelta | 13:44.229 | 16 | Sénior |
| 13 | 44 | YERAY GARCIA MARRERO | 9 | 2:08:04.621 | 1 Vuelta | 13:52.145 | 20 | Sénior B 2T |
| 14 | 30 | JAN OLIVERA MARTINEZ | 9 | 2:08:08.637 | 1 Vuelta | 13:37.800 | 16 | Junior |
| 15 | 17 | IGNACIO RODRIGUEZ LOPEZ | 9 | 2:08:09.913 | 1 Vuelta | 13:54.577 | 15 | Junior |
| 16 | 24 | AARON GERALDO GARCIA | 9 | 2:08:11.703 | 1 Vuelta | 13:42.356 | 14 | Junior |
| 17 | 28 | GABRIEL GIRO MESTRE | 9 | 2:08:49.891 | 1 Vuelta | 13:58.119 | 13 | Junior |
| 18 | 48 | ENRIQUE PEDRAZA GARCIA | 9 | 2:08:50.568 | 1 Vuelta | 13:40.610 | 22 | Sénior B 4T |
| 19 | 35 | LUIS MIGUEL NIETO TRABA | 9 | 2:09:11.089 | 1 Vuelta | 14:02.536 | 18 | Sénior B 2T |
| 20 | 54 | JOSEP PEDRO SUBIRATS | 9 | 2:09:18.385 | 1 Vuelta | 14:04.316 | 20 | Sénior B 4T |
| 21 | 59 | CHRISTIAN LOPEZ REY | 9 | 2:09:26.962 | 1 Vuelta | 14:06.583 | 25 | Veterano |
| 22 | 72 | RUBEN PALMAR LIBRERO | 9 | 2:09:36.097 | 1 Vuelta | 14:06.745 | 22 | Veterano |
| 23 | 16 | RAUL FRUTOS DE MINGO | 9 | 2:09:45.199 | 1 Vuelta | 13:57.017 | 12 | Junior |
| 24 | 53 | PEDRO LEON GARCIA | 9 | 2:09:47.599 | 1 Vuelta | 13:57.641 | 18 | Sénior B 4T |
| 25 | 79 | IKER VILLANUEVA UGALDE | 9 | 2:10:20.454 | 1 Vuelta | 13:56.305 | 20 | Veterano |
| 26 | 74 | MANUEL JESUS RAMOS BOZA | 9 | 2:10:46.517 | 1 Vuelta | 14:09.255 | 18 | Veterano |
| 27 | 67 | JORGE ANTONIO GARCIA MARQUEZ | 9 | 2:10:49.546 | 1 Vuelta | 13:58.385 | 16 | Veterano |
| 28 | 55 | PABLO REVERTE JIMENEZ | 9 | 2:11:22.469 | 1 Vuelta | 14:15.134 | 16 | Sénior B 4T |
| 29 | 82 | ANTONIO VALERO RAMOS | 9 | 2:11:42.272 | 1 Vuelta | 14:24.753 | 25 | Máster |
| 30 | 29 | JOSE MANUEL NAVAS CRESPO | 9 | 2:12:26.833 | 1 Vuelta | 14:13.614 | 11 | Junior |
| 31 | 22 | MARIO SAEZ-BRAVO BLANCO | 9 | 2:12:40.076 | 1 Vuelta | 14:09.353 | 10 | Junior |
| 32 | 37 | JOSE LUIS ABAD CORTES | 9 | 2:12:54.149 | 1 Vuelta | 14:07.191 | 16 | Sénior B 2T |
| 33 | 65 | JUAN JOSE FERNANDEZ TORONJO | 8 | 2:00:08.965 | 2 Vueltas | 14:46.564 | 15 | Veterano |
| 34 | 11 | MANUEL JOSE PRIETO SANCHEZ | 8 | 2:00:14.026 | 2 Vueltas | 14:19.254 | 15 | Sénior |
| 35 | 81 | PEDRO LUIS CANDELA PEREZ | 8 | 2:00:46.340 | 2 Vueltas | 14:44.150 | 22 | Máster |
| 36 | 43 | ERIC GARCIA BENITEZ | 8 | 2:00:58.693 | 2 Vueltas | 14:38.650 | 15 | Sénior B 2T |
| 37 | 51 | CARLOS FERNANDEZ MULA | 8 | 2:01:01.270 | 2 Vueltas | 14:18.290 | 15 | Sénior B 4T |
| 38 | 52 | FAUSI KADDUR HAMMAD | 8 | 2:01:14.399 | 2 Vueltas | 14:33.155 | 14 | Sénior B 4T |
| 39 | 71 | ANGEL MUÑOZ DE LA CASA | 8 | 2:01:24.829 | 2 Vueltas | 14:33.705 | 14 | Veterano |
| 40 | 64 | ALBERT FERNANDEZ JOFRE | 8 | 2:01:45.624 | 2 Vueltas | 14:33.289 | 13 | Veterano |

| Márgen de victoria | Velocidad media | Mejor t° de vuelta | Mejor Vel. | Mejor vuelta para |
|--------------------|-----------------|--------------------|------------|------------------------------|
| 1:41.048 | 46,216 | 12:22.844 | 48,462 | 10 - CRISTOBAL GUERRERO RUIZ |

| Jefe de cronometraje | Orbits |
|----------------------|--------|
| Director de Carrera | |

RFME CTO. ESPAÑA CROSSCOUNTRY 2021

Clasificado por vueltas

CARRERA

Club Deportivo Cózar 10,000 km

CARRERA

21/02/2021 12:00

Carrera iniciado a 12:12:36

| Pos. | N° | Nombre | Vueltas | Total T° | Dif. resp. 1° | Mejor Tm | Puntos | Clase |
|------|-----|----------------------------------|---------|-------------|---------------|-----------|--------|-------------|
| 41 | 84 | MODESTO MUÑOZ OLIVER | 8 | 2:01:56.900 | 2 Vueltas | 14:39.720 | 20 | Máster |
| 42 | 42 | JUAN ANTONIO FLORES CASTELLANO | 8 | 2:02:06.348 | 2 Vueltas | 14:45.917 | 14 | Sénior B 2T |
| 43 | 49 | JOAN ALTES BALLESTEROS | 8 | 2:02:30.056 | 2 Vueltas | 14:45.580 | 13 | Sénior B 4T |
| 44 | 18 | IVAN MARTIN PRIETO | 8 | 2:02:40.067 | 2 Vueltas | 14:41.225 | 9 | Junior |
| 45 | 77 | SERGIO VAQUERO MARTINEZ | 8 | 2:02:41.468 | 2 Vueltas | 14:46.889 | 12 | Veterano |
| 46 | 75 | JESUS ENRIQUE RODRIGUEZ MELERO | 8 | 2:02:46.504 | 2 Vueltas | 14:51.395 | 11 | Veterano |
| 47 | 73 | ADRIAN PEÑARRUBIA MARTINEZ | 8 | 2:03:13.096 | 2 Vueltas | 14:56.911 | 12 | Sénior B 4T |
| 48 | 70 | DOMINGO ANTONIO LORENTE RUIZ | 8 | 2:04:35.990 | 2 Vueltas | 15:01.269 | 10 | Veterano |
| 49 | 89 | MANUEL FROUFE FERNANDEZ | 8 | 2:05:06.918 | 2 Vueltas | 15:10.511 | 18 | Máster |
| 50 | 90 | JOSE FRANCISCO MANCHON MARTINEZ | 8 | 2:05:25.405 | 2 Vueltas | 15:18.344 | 16 | Máster |
| 51 | 32 | FRANCISCO VALVERDE PALACIOS | 8 | 2:06:03.433 | 2 Vueltas | 15:01.983 | 8 | Junior |
| 52 | 78 | JORDI VIDAL GISBERT | 8 | 2:06:24.631 | 2 Vueltas | 14:57.001 | 9 | Veterano |
| 53 | 12 | GALDER SANTAMARIA MARTINEZ | 8 | 2:06:35.076 | 2 Vueltas | 15:09.970 | 14 | Sénior |
| 54 | 46 | BORJA PEREZ CASIMIRO | 8 | 2:06:44.251 | 2 Vueltas | 15:23.859 | 13 | Sénior B 2T |
| 55 | 26 | RUBEN AVILES JIMENEZ | 8 | 2:06:59.174 | 2 Vueltas | 15:08.599 | 7 | Junior |
| 56 | 98 | ALEJANDRO AGUILON LEIVA | 8 | 2:08:48.841 | 2 Vueltas | 15:22.236 | 25 | Aficionados |
| 57 | 63 | ANTONIO CARPIO CALCERRADA | 8 | 2:08:57.864 | 2 Vueltas | 15:37.838 | 8 | Veterano |
| 58 | 8 | CRISTOBAL CHOLBI MENGUAL | 8 | 2:09:07.184 | 2 Vueltas | 15:14.440 | 13 | Sénior |
| 59 | 85 | LUIS MIGUEL AGUIAR | 8 | 2:09:14.795 | 2 Vueltas | 15:28.280 | 15 | Máster |
| 60 | 60 | FRANCISCO ALVARADO ZAFRA | 8 | 2:09:24.340 | 2 Vueltas | 15:51.332 | 7 | Veterano |
| 61 | 76 | ANTONIO SANCHEZ LOPEZ | 8 | 2:09:28.675 | 2 Vueltas | 15:41.027 | 6 | Veterano |
| 62 | 68 | FRANCISCO JOSE GARCIA NETO | 8 | 2:10:37.837 | 2 Vueltas | 15:09.128 | 5 | Veterano |
| 63 | 105 | CHRISTIAN PALOMARES VILAR | 8 | 2:11:16.308 | 2 Vueltas | 15:09.526 | 22 | Aficionados |
| 64 | 103 | NOORDIN LAARBI HAMMUAD | 8 | 2:11:20.735 | 2 Vueltas | 15:13.408 | 20 | Aficionados |
| 65 | 86 | IGNACIO BASTARRECHE ALBERT | 8 | 2:11:40.076 | 2 Vueltas | 15:44.428 | 14 | Máster |
| 66 | 83 | ANGEL MAZO ARRANZ | 8 | 2:12:35.934 | 2 Vueltas | 15:58.636 | 13 | Máster |
| 67 | 66 | OSCAR FRAILE BERMEJO | 8 | 2:12:38.586 | 2 Vueltas | 15:51.624 | 4 | Veterano |
| 68 | 69 | DAVID LOPEZ MEJIA | 8 | 2:13:43.564 | 2 Vueltas | 16:06.299 | 3 | Veterano |
| 69 | 36 | SAID MIMUN AHMED | 8 | 2:14:34.960 | 2 Vueltas | 16:05.958 | 12 | Sénior B 2T |
| 70 | 95 | HUMI PALAU PERIS | 8 | 2:14:39.604 | 2 Vueltas | 16:07.635 | 25 | Femenino |
| 71 | 39 | ALVARO CABOS MARTIN | 8 | 2:14:46.668 | 2 Vueltas | 15:54.080 | 11 | Sénior B 2T |
| 72 | 102 | CARLOS DAVID JURADO GARCIA | 8 | 2:14:50.918 | 2 Vueltas | 15:39.861 | 18 | Aficionados |
| 73 | 62 | JOSE MANUEL BARNES FLORENCIANO | 8 | 2:15:24.603 | 2 Vueltas | 15:13.048 | 2 | Veterano |
| 74 | 96 | BEATRIZ LEGAZPI NEGUERUELA | 8 | 2:15:30.560 | 2 Vueltas | 16:19.322 | 22 | Femenino |
| 75 | 101 | PABLO HERNANDEZ PEREZ | 7 | 2:00:35.370 | 3 Vueltas | 16:39.797 | 16 | Aficionados |
| 76 | 100 | ALEJANDRO RAMON HEREDIA BERMUDEZ | 7 | 2:01:54.580 | 3 Vueltas | 16:21.015 | 15 | Aficionados |
| 77 | 93 | JESUS PLAZA FREYER | 7 | 2:01:56.147 | 3 Vueltas | 16:45.493 | 12 | Máster |
| 78 | 104 | ENRIQUE MARTINEZ MARIN | 7 | 2:02:27.851 | 3 Vueltas | 16:26.871 | 14 | Aficionados |
| 79 | 45 | JUAN PABLO GUILLEN RIVERA | 7 | 2:03:04.228 | 3 Vueltas | 16:47.453 | 10 | Sénior B 2T |
| 80 | 91 | RAFAEL NUÑEZ-MATURANA | 7 | 2:05:36.338 | 3 Vueltas | 17:00.291 | 11 | Máster |

| Márgen de victoria | Velocidad media | Mejor t° de vuelta | Mejor Vel. | Mejor vuelta para |
|--------------------|-----------------|--------------------|------------|------------------------------|
| 1:41.048 | 46,216 | 12:22.844 | 48,462 | 10 - CRISTOBAL GUERRERO RUIZ |

Jefe de cronometraje

Orbits

Director de Carrera

RFME CTO. ESPAÑA CROSSCOUNTRY 2021

Clasificado por vueltas

CARRERA

Club Deportivo Cózar 10,000 km

CARRERA

21/02/2021 12:00

Carrera iniciado a 12:12:36

| Pos. | Nº | Nombre | Vueltas | Total Tº | Dif. resp. 1º | Mejor Tm | Puntos | Clase |
|------|----|----------------------------------|---------|-------------|---------------|-----------|--------|-------------|
| 81 | 38 | JORGE AMADO MARI | 7 | 2:06:17.827 | 3 Vueltas | 17:00.857 | 9 | Sénior B 2T |
| 82 | 7 | ANDREI ARGUTIAN | 7 | 2:07:20.291 | 3 Vueltas | 17:22.275 | 10 | Máster |
| 83 | 88 | FELIX BRONCANO MUÑOZ | 7 | 2:08:31.537 | 3 Vueltas | 16:58.488 | 9 | Máster |
| 84 | 27 | DAVID DEL VALLE NUÑEZ | 7 | 2:09:46.643 | 3 Vueltas | 16:34.376 | 6 | Junior |
| 85 | 61 | FRANCISCO DE BORJA ANGULO ANGULO | 7 | 2:13:42.421 | 3 Vueltas | 18:16.011 | 1 | Veterano |
| 86 | 33 | JAIME VAZQUEZ SANCHEZ | 5 | 2:09:51.154 | 5 Vueltas | 23:55.227 | 5 | Junior |

No clasificado (50% = 5 Vueltas)

| | | | | | | | | |
|----|----|------------------------------|---|-------------|-----------|-----------|---|-------------|
| | 92 | ANTONIO MANUEL PEREZ GARCIA | 4 | 2:09:00.201 | 6 Vueltas | 30:28.587 | 0 | Máster |
| NT | 87 | JOAQUIN BLASCO CEREZO | 6 | 1:38:19.134 | NT | 15:34.560 | 0 | Máster |
| NT | 56 | JOSE ANTONIO RODRIGUEZ ROMAN | 4 | 1:03:26.251 | NT | 15:15.279 | 0 | Sénior B 4T |
| NT | 57 | AMOS TEIXIDO COLOMA | 2 | 37:38.242 | NT | 21:59.973 | 0 | Sénior B 4T |
| NT | 99 | ALEJANDRO GOMEZ GARCIA | | | NT | | 0 | Aficionados |
| NT | 41 | CARLOS DIAZ ROY | | | NT | | 0 | Sénior B 2T |

| Márgen de victoria | Velocidad media | Mejor tº de vuelta | Mejor Vel. | Mejor vuelta para |
|--------------------|-----------------|--------------------|------------|------------------------------|
| 1:41.048 | 46,216 | 12:22.844 | 48,462 | 10 - CRISTOBAL GUERRERO RUIZ |

Jefe de cronometraje

Orbits

Director de Carrera

RFME CTO. ESPAÑA CROSSCOUNTRY 2021

Clasificado por vueltas

CARRERA

Club Deportivo Cózar 10,000 km

CARRERA

21/02/2021 12:00

Carrera iniciado a 12:12:36

| Pos. | Nº | Nombre | Vueltas | Total Tº | Dif. resp. 1º | Mejor Tm | Puntos | Clase |
|--------------------|-----|----------------------------------|---------|-------------|---------------|-----------|--------|-------------|
| Aficionados | | | | | | | | |
| 1 | 98 | ALEJANDRO AGUILON LEIVA | 8 | 2:08:48.841 | | 15:22.236 | 25 | Aficionados |
| 2 | 105 | CHRISTIAN PALOMARES VILAR | 8 | 2:11:16.308 | 2:27.467 | 15:09.526 | 22 | Aficionados |
| 3 | 103 | NOORDIN LAARBI HAMMUAD | 8 | 2:11:20.735 | 2:31.894 | 15:13.408 | 20 | Aficionados |
| 4 | 102 | CARLOS DAVID JURADO GARCIA | 8 | 2:14:50.918 | 6:02.077 | 15:39.861 | 18 | Aficionados |
| 5 | 101 | PABLO HERNANDEZ PEREZ | 7 | 2:00:35.370 | 1 Vuelta | 16:39.797 | 16 | Aficionados |
| 6 | 100 | ALEJANDRO RAMON HEREDIA BERMUDEZ | 7 | 2:01:54.580 | 1 Vuelta | 16:21.015 | 15 | Aficionados |
| 7 | 104 | ENRIQUE MARTINEZ MARIN | 7 | 2:02:27.851 | 1 Vuelta | 16:26.871 | 14 | Aficionados |

No clasificado (50% = 5 Vueltas)

| | | | | | | | | |
|----|----|------------------------|--|--|----|--|---|-------------|
| NT | 99 | ALEJANDRO GOMEZ GARCIA | | | NT | | 0 | Aficionados |
|----|----|------------------------|--|--|----|--|---|-------------|

Femenino

| | | | | | | | | |
|---|----|----------------------------|---|-------------|--------|-----------|----|----------|
| 1 | 95 | HUMI PALAU PERIS | 8 | 2:14:39.604 | | 16:07.635 | 25 | Femenino |
| 2 | 96 | BEATRIZ LEGAZPI NEGUERUELA | 8 | 2:15:30.560 | 50.956 | 16:19.322 | 22 | Femenino |

Junior

| | | | | | | | | |
|----|----|------------------------------|----|-------------|-----------|-----------|----|--------|
| 1 | 19 | JULIO PANDO LLANA | 10 | 2:13:51.460 | | 13:03.474 | 25 | Junior |
| 2 | 20 | ANGEL LUIS ARRIBAS LUQUE | 10 | 2:14:35.564 | 44.104 | 13:05.497 | 22 | Junior |
| 3 | 21 | FERNANDO RAFAEL CATALAN POZO | 9 | 2:01:40.578 | 1 Vuelta | 13:20.100 | 20 | Junior |
| 4 | 23 | MANUEL MIRANDA ORTEGA | 9 | 2:07:20.234 | 1 Vuelta | 13:49.580 | 18 | Junior |
| 5 | 30 | JAN OLIVERA MARTINEZ | 9 | 2:08:08.637 | 1 Vuelta | 13:37.800 | 16 | Junior |
| 6 | 17 | IGNACIO RODRIGUEZ LOPEZ | 9 | 2:08:09.913 | 1 Vuelta | 13:54.577 | 15 | Junior |
| 7 | 24 | AARON GERALDO GARCIA | 9 | 2:08:11.703 | 1 Vuelta | 13:42.356 | 14 | Junior |
| 8 | 28 | GABRIEL GIRO MESTRE | 9 | 2:08:49.891 | 1 Vuelta | 13:58.119 | 13 | Junior |
| 9 | 16 | RAUL FRUTOS DE MINGO | 9 | 2:09:45.199 | 1 Vuelta | 13:57.017 | 12 | Junior |
| 10 | 29 | JOSE MANUEL NAVAS CRESPO | 9 | 2:12:26.833 | 1 Vuelta | 14:13.614 | 11 | Junior |
| 11 | 22 | MARIO SAEZ-BRAVO BLANCO | 9 | 2:12:40.076 | 1 Vuelta | 14:09.353 | 10 | Junior |
| 12 | 18 | IVAN MARTIN PRIETO | 8 | 2:02:40.067 | 2 Vueltas | 14:41.225 | 9 | Junior |
| 13 | 32 | FRANCISCO VALVERDE PALACIOS | 8 | 2:06:03.433 | 2 Vueltas | 15:01.983 | 8 | Junior |
| 14 | 26 | RUBEN AVILES JIMENEZ | 8 | 2:06:59.174 | 2 Vueltas | 15:08.599 | 7 | Junior |
| 15 | 27 | DAVID DEL VALLE NUÑEZ | 7 | 2:09:46.643 | 3 Vueltas | 16:34.376 | 6 | Junior |
| 16 | 33 | JAIME VAZQUEZ SANCHEZ | 5 | 2:09:51.154 | 5 Vueltas | 23:55.227 | 5 | Junior |

Máster

| | | | | | | | | |
|---|----|--------------------------|---|-------------|----------|-----------|----|--------|
| 1 | 82 | ANTONIO VALERO RAMOS | 9 | 2:11:42.272 | | 14:24.753 | 25 | Máster |
| 2 | 81 | PEDRO LUIS CANDELA PEREZ | 8 | 2:00:46.340 | 1 Vuelta | 14:44.150 | 22 | Máster |
| 3 | 84 | MODESTO MUÑOZ OLIVER | 8 | 2:01:56.900 | 1 Vuelta | 14:39.720 | 20 | Máster |
| 4 | 89 | MANUEL FROUFE FERNANDEZ | 8 | 2:05:06.918 | 1 Vuelta | 15:10.511 | 18 | Máster |

| Márgen de victoria | Velocidad media | Mejor tº de vuelta | Mejor Vel. | Mejor vuelta para |
|--------------------|-----------------|--------------------|------------|------------------------------|
| 1:41.048 | 46,216 | 12:22.844 | 48,462 | 10 - CRISTOBAL GUERRERO RUIZ |

Jefe de cronometraje

Orbits

Director de Carrera

RFME CTO. ESPAÑA CROSSCOUNTRY 2021

Clasificado por vueltas

CARRERA

Club Deportivo Cózar 10,000 km

CARRERA

21/02/2021 12:00

Carrera iniciado a 12:12:36

| Pos. | Nº | Nombre | Vueltas | Total Tº | Dif. resp. 1º | Mejor Tm | Puntos | Clase |
|------|----|---------------------------------|---------|-------------|---------------|-----------|--------|--------|
| 5 | 90 | JOSE FRANCISCO MANCHON MARTINEZ | 8 | 2:05:25.405 | 1 Vuelta | 15:18.344 | 16 | Máster |
| 6 | 85 | LUIS MIGUEL AGUIAR | 8 | 2:09:14.795 | 1 Vuelta | 15:28.280 | 15 | Máster |
| 7 | 86 | IGNACIO BASTARRECHE ALBERT | 8 | 2:11:40.076 | 1 Vuelta | 15:44.428 | 14 | Máster |
| 8 | 83 | ANGEL MAZO ARRANZ | 8 | 2:12:35.934 | 1 Vuelta | 15:58.636 | 13 | Máster |
| 9 | 93 | JESUS PLAZA FREYER | 7 | 2:01:56.147 | 2 Vueltas | 16:45.493 | 12 | Máster |
| 10 | 91 | RAFAEL NUÑEZ-MATURANA | 7 | 2:05:36.338 | 2 Vueltas | 17:00.291 | 11 | Máster |
| 11 | 7 | ANDREI ARGUTIAN | 7 | 2:07:20.291 | 2 Vueltas | 17:22.275 | 10 | Máster |
| 12 | 88 | FELIX BRONCANO MUÑOZ | 7 | 2:08:31.537 | 2 Vueltas | 16:58.488 | 9 | Máster |

No clasificado (50% = 5 Vueltas)

| | | | | | | | | |
|----|----|-----------------------------|---|-------------|-----------|-----------|---|--------|
| | 92 | ANTONIO MANUEL PEREZ GARCIA | 4 | 2:09:00.201 | 5 Vueltas | 30:28.587 | 0 | Máster |
| NT | 87 | JOAQUIN BLASCO CEREZO | 6 | 1:38:19.134 | NT | 15:34.560 | 0 | Máster |

Sénior

| | | | | | | | | |
|---|----|----------------------------|----|-------------|-----------|-----------|----|--------|
| 1 | 10 | CRISTOBAL GUERRERO RUIZ | 10 | 2:09:49.488 | | 12:22.844 | 25 | Sénior |
| 2 | 5 | CARLOS ABEL PEINADO | 10 | 2:11:30.536 | 1:41.048 | 12:35.730 | 22 | Sénior |
| 3 | 6 | DAVID ADRIA OLIVERAS | 9 | 2:01:58.258 | 1 Vuelta | 13:18.173 | 20 | Sénior |
| 4 | 4 | CARLOS PANDO MEDINA | 9 | 2:03:30.339 | 1 Vuelta | 13:34.931 | 18 | Sénior |
| 5 | 9 | ANTONIO GARCIA GALVEZ | 9 | 2:07:41.631 | 1 Vuelta | 13:44.229 | 16 | Sénior |
| 6 | 11 | MANUEL JOSE PRIETO SANCHEZ | 8 | 2:00:14.026 | 2 Vueltas | 14:19.254 | 15 | Sénior |
| 7 | 12 | GALDER SANTAMARIA MARTINEZ | 8 | 2:06:35.076 | 2 Vueltas | 15:09.970 | 14 | Sénior |
| 8 | 8 | CRISTOBAL CHOLBI MENGUAL | 8 | 2:09:07.184 | 2 Vueltas | 15:14.440 | 13 | Sénior |

Sénior B 2T

| | | | | | | | | |
|----|----|--------------------------------|---|-------------|-----------|-----------|----|-------------|
| 1 | 40 | JUAN CARLOS DE LA ROSA FERRER | 9 | 2:06:01.035 | | 13:15.906 | 25 | Sénior B 2T |
| 2 | 31 | EDGAR RIERA PASCUAL | 9 | 2:06:16.922 | 15.887 | 13:31.720 | 22 | Sénior B 2T |
| 3 | 44 | YERAY GARCIA MARRERO | 9 | 2:08:04.621 | 2:03.586 | 13:52.145 | 20 | Sénior B 2T |
| 4 | 35 | LUIS MIGUEL NIETO TRABA | 9 | 2:09:11.089 | 3:10.054 | 14:02.536 | 18 | Sénior B 2T |
| 5 | 37 | JOSE LUIS ABAD CORTES | 9 | 2:12:54.149 | 6:53.114 | 14:07.191 | 16 | Sénior B 2T |
| 6 | 43 | ERIC GARCIA BENITEZ | 8 | 2:00:58.693 | 1 Vuelta | 14:38.650 | 15 | Sénior B 2T |
| 7 | 42 | JUAN ANTONIO FLORES CASTELLANO | 8 | 2:02:06.348 | 1 Vuelta | 14:45.917 | 14 | Sénior B 2T |
| 8 | 46 | BORJA PEREZ CASIMIRO | 8 | 2:06:44.251 | 1 Vuelta | 15:23.859 | 13 | Sénior B 2T |
| 9 | 36 | SAID MIMUN AHMED | 8 | 2:14:34.960 | 1 Vuelta | 16:05.958 | 12 | Sénior B 2T |
| 10 | 39 | ALVARO CABOS MARTIN | 8 | 2:14:46.668 | 1 Vuelta | 15:54.080 | 11 | Sénior B 2T |
| 11 | 45 | JUAN PABLO GUILLEN RIVERA | 7 | 2:03:04.228 | 2 Vueltas | 16:47.453 | 10 | Sénior B 2T |
| 12 | 38 | JORGE AMADO MARI | 7 | 2:06:17.827 | 2 Vueltas | 17:00.857 | 9 | Sénior B 2T |

No clasificado (50% = 5 Vueltas)

| | | | | | | | | |
|----|----|-----------------|--|--|----|--|---|-------------|
| NT | 41 | CARLOS DIAZ ROY | | | NT | | 0 | Sénior B 2T |
|----|----|-----------------|--|--|----|--|---|-------------|

| Márgen de victoria | Velocidad media | Mejor tº de vuelta | Mejor Vel. | Mejor vuelta para |
|--------------------|-----------------|--------------------|------------|------------------------------|
| 1:41.048 | 46,216 | 12:22.844 | 48,462 | 10 - CRISTOBAL GUERRERO RUIZ |

Jefe de cronometraje

Orbits

Director de Carrera

RFME CTO. ESPAÑA CROSSCOUNTRY 2021

Clasificado por vueltas

CARRERA

Club Deportivo Cózar 10,000 km

CARRERA

21/02/2021 12:00

Carrera iniciado a 12:12:36

| Pos. | Nº | Nombre | Vueltas | Total Tº | Dif. resp. 1º | Mejor Tm | Puntos | Clase |
|--------------------|----|----------------------------|---------|-------------|---------------|-----------|--------|-------------|
| Sénior B 4T | | | | | | | | |
| 1 | 50 | DAVID BOIXEDA PUJOLS | 9 | 2:05:41.621 | | 13:32.461 | 25 | Sénior B 4T |
| 2 | 48 | ENRIQUE PEDRAZA GARCIA | 9 | 2:08:50.568 | 3:08.947 | 13:40.610 | 22 | Sénior B 4T |
| 3 | 54 | JOSEP PEDRO SUBIRATS | 9 | 2:09:18.385 | 3:36.764 | 14:04.316 | 20 | Sénior B 4T |
| 4 | 53 | PEDRO LEON GARCIA | 9 | 2:09:47.599 | 4:05.978 | 13:57.641 | 18 | Sénior B 4T |
| 5 | 55 | PABLO REVERTE JIMENEZ | 9 | 2:11:22.469 | 5:40.848 | 14:15.134 | 16 | Sénior B 4T |
| 6 | 51 | CARLOS FERNANDEZ MULA | 8 | 2:01:01.270 | 1 Vuelta | 14:18.290 | 15 | Sénior B 4T |
| 7 | 52 | FAUSI KADDUR HAMMAD | 8 | 2:01:14.399 | 1 Vuelta | 14:33.155 | 14 | Sénior B 4T |
| 8 | 49 | JOAN ALTES BALLESTEROS | 8 | 2:02:30.056 | 1 Vuelta | 14:45.580 | 13 | Sénior B 4T |
| 9 | 73 | ADRIAN PEÑARRUBIA MARTINEZ | 8 | 2:03:13.096 | 1 Vuelta | 14:56.911 | 12 | Sénior B 4T |

No clasificado (50% = 5 Vueltas)

| | | | | | | | | |
|----|----|------------------------------|---|-------------|----|-----------|---|-------------|
| NT | 56 | JOSE ANTONIO RODRIGUEZ ROMAN | 4 | 1:03:26.251 | NT | 15:15.279 | 0 | Sénior B 4T |
| NT | 57 | AMOS TEIXIDO COLOMA | 2 | 37:38.242 | NT | 21:59.973 | 0 | Sénior B 4T |

Veterano

| | | | | | | | | |
|----|----|----------------------------------|---|-------------|-----------|-----------|----|----------|
| 1 | 59 | CHRISTIAN LOPEZ REY | 9 | 2:09:26.962 | | 14:06.583 | 25 | Veterano |
| 2 | 72 | RUBEN PALMAR LIBRERO | 9 | 2:09:36.097 | 9.135 | 14:06.745 | 22 | Veterano |
| 3 | 79 | IKER VILLANUEVA UGALDE | 9 | 2:10:20.454 | 53.492 | 13:56.305 | 20 | Veterano |
| 4 | 74 | MANUEL JESUS RAMOS BOZA | 9 | 2:10:46.517 | 1:19.555 | 14:09.255 | 18 | Veterano |
| 5 | 67 | JORGE ANTONIO GARCIA MARQUEZ | 9 | 2:10:49.546 | 1:22.584 | 13:58.385 | 16 | Veterano |
| 6 | 65 | JUAN JOSE FERNANDEZ TORONJO | 8 | 2:00:08.965 | 1 Vuelta | 14:46.564 | 15 | Veterano |
| 7 | 71 | ANGEL MUÑOZ DE LA CASA | 8 | 2:01:24.829 | 1 Vuelta | 14:33.705 | 14 | Veterano |
| 8 | 64 | ALBERT FERNANDEZ JOFRE | 8 | 2:01:45.624 | 1 Vuelta | 14:33.289 | 13 | Veterano |
| 9 | 77 | SERGIO VAQUERO MARTINEZ | 8 | 2:02:41.468 | 1 Vuelta | 14:46.889 | 12 | Veterano |
| 10 | 75 | JESUS ENRIQUE RODRIGUEZ MELERO | 8 | 2:02:46.504 | 1 Vuelta | 14:51.395 | 11 | Veterano |
| 11 | 70 | DOMINGO ANTONIO LORENTE RUIZ | 8 | 2:04:35.990 | 1 Vuelta | 15:01.269 | 10 | Veterano |
| 12 | 78 | JORDI VIDAL GISBERT | 8 | 2:06:24.631 | 1 Vuelta | 14:57.001 | 9 | Veterano |
| 13 | 63 | ANTONIO CARPIO CALCERRADA | 8 | 2:08:57.864 | 1 Vuelta | 15:37.838 | 8 | Veterano |
| 14 | 60 | FRANCISCO ALVARADO ZAFRA | 8 | 2:09:24.340 | 1 Vuelta | 15:51.332 | 7 | Veterano |
| 15 | 76 | ANTONIO SANCHEZ LOPEZ | 8 | 2:09:28.675 | 1 Vuelta | 15:41.027 | 6 | Veterano |
| 16 | 68 | FRANCISCO JOSE GARCIA NETO | 8 | 2:10:37.837 | 1 Vuelta | 15:09.128 | 5 | Veterano |
| 17 | 66 | OSCAR FRAILE BERMEJO | 8 | 2:12:38.586 | 1 Vuelta | 15:51.624 | 4 | Veterano |
| 18 | 69 | DAVID LOPEZ MEJIA | 8 | 2:13:43.564 | 1 Vuelta | 16:06.299 | 3 | Veterano |
| 19 | 62 | JOSE MANUEL BARNES FLORENCIANO | 8 | 2:15:24.603 | 1 Vuelta | 15:13.048 | 2 | Veterano |
| 20 | 61 | FRANCISCO DE BORJA ANGULO ANGULO | 7 | 2:13:42.421 | 2 Vueltas | 18:16.011 | 1 | Veterano |

| | | | | |
|--------------------|-----------------|--------------------|------------|------------------------------|
| Márgen de victoria | Velocidad media | Mejor tº de vuelta | Mejor Vel. | Mejor vuelta para |
| 1:41.048 | 46,216 | 12:22.844 | 48,462 | 10 - CRISTOBAL GUERRERO RUIZ |

Jefe de cronometraje

Orbits

Director de Carrera

RFME CTO. ESPAÑA CROSSCOUNTRY 2021

CARRERA

Club Deportivo Cózar 10,000 km

CARRERA

21/02/2021 12:00

Carrera iniciado a 12:12:36

| Vuelta | Tiempo de vuelta | Dif. resp. 1° | Hora del día |
|-------------------------------------|------------------|---------------|--------------|
| (10) CRISTOBAL GUERRERO RUIZ | | | |
| 1 | | | 12:25:07.624 |
| 2 | 12:22.844 | | 12:37:30.468 |
| 3 | 12:38.855 | +16.011 | 12:50:09.323 |
| 4 | 12:51.809 | +28.965 | 13:03:01.132 |
| 5 | 14:17.410 | +1:54.566 | 13:17:18.542 |
| 6 | 12:44.298 | +21.454 | 13:30:02.840 |
| 7 | 12:53.782 | +30.938 | 13:42:56.622 |
| 8 | 13:02.946 | +40.102 | 13:55:59.568 |
| 9 | 13:19.219 | +56.375 | 14:09:18.787 |
| 10 | 13:06.901 | +44.057 | 14:22:25.688 |

| | | | |
|--------------------------------|------------------|-----------|--------------|
| (5) CARLOS ABEL PEINADO | | | |
| 1 | | | 12:25:22.534 |
| 2 | 12:35.730 | | 12:37:58.264 |
| 3 | 12:55.755 | +20.025 | 12:50:54.019 |
| 4 | 13:04.415 | +28.685 | 13:03:58.434 |
| 5 | 14:06.503 | +1:30.773 | 13:18:04.937 |
| 6 | 13:00.766 | +25.036 | 13:31:05.703 |
| 7 | 13:04.777 | +29.047 | 13:44:10.480 |
| 8 | 13:12.326 | +36.596 | 13:57:22.806 |
| 9 | 13:16.647 | +40.917 | 14:10:39.453 |
| 10 | 13:27.283 | +51.553 | 14:24:06.736 |

| | | | |
|-------------------------------|------------------|-----------|--------------|
| (19) JULIO PANDO LLANA | | | |
| 1 | | | 12:25:37.854 |
| 2 | 13:10.266 | +6.792 | 12:38:48.120 |
| 3 | 13:03.474 | | 12:51:51.594 |
| 4 | 14:07.646 | +1:04.172 | 13:05:59.240 |
| 5 | 13:35.129 | +31.655 | 13:19:34.369 |
| 6 | 13:19.602 | +16.128 | 13:32:53.971 |
| 7 | 13:13.814 | +10.340 | 13:46:07.785 |
| 8 | 13:14.800 | +11.326 | 13:59:22.585 |
| 9 | 13:14.497 | +11.023 | 14:12:37.082 |
| 10 | 13:50.578 | +47.104 | 14:26:27.660 |

| | | | |
|--------------------------------------|------------------|-----------|--------------|
| (20) ANGEL LUIS ARRIBAS LUQUE | | | |
| 1 | | | 12:26:00.159 |
| 2 | 13:05.497 | | 12:39:05.656 |
| 3 | 13:09.290 | +3.793 | 12:52:14.946 |
| 4 | 13:18.868 | +13.371 | 13:05:33.814 |
| 5 | 14:06.395 | +1:00.898 | 13:19:40.209 |
| 6 | 13:10.169 | +4.672 | 13:32:50.378 |
| 7 | 13:11.973 | +6.476 | 13:46:02.351 |
| 8 | 13:10.957 | +5.460 | 13:59:13.308 |
| 9 | 13:22.694 | +17.197 | 14:12:36.002 |
| 10 | 14:35.762 | +1:30.265 | 14:27:11.764 |

| | | | |
|--|------------------|---------|--------------|
| (21) FERNANDO RAFAEL CATALAN POZO | | | |
| 1 | | | 12:26:06.207 |
| 2 | 13:20.359 | +0.259 | 12:39:26.566 |
| 3 | 13:20.100 | | 12:52:46.666 |
| 4 | 13:22.816 | +2.716 | 13:06:09.482 |
| 5 | 13:30.071 | +9.971 | 13:19:39.553 |
| 6 | 14:00.318 | +40.218 | 13:33:39.871 |
| 7 | 13:20.862 | +0.762 | 13:47:00.733 |
| 8 | 13:27.580 | +7.480 | 14:00:28.313 |
| 9 | 13:48.465 | +28.365 | 14:14:16.778 |

| | | | |
|---------------------------------|------------------|---------|--------------|
| (6) DAVID ADRIA OLIVERAS | | | |
| 1 | | | 12:25:58.537 |
| 2 | 13:27.585 | +9.412 | 12:39:26.122 |
| 3 | 13:28.147 | +9.974 | 12:52:54.269 |
| 4 | 14:17.773 | +59.600 | 13:07:12.042 |
| 5 | 13:21.353 | +3.180 | 13:20:33.395 |

| | | | |
|---|------------------|---------|--------------|
| 6 | 13:31.424 | +13.251 | 13:34:04.819 |
| 7 | 13:31.423 | +13.250 | 13:47:36.242 |
| 8 | 13:18.173 | | 14:00:54.415 |
| 9 | 13:40.043 | +21.870 | 14:14:34.458 |

| | | | |
|--------------------------------|------------------|---------|--------------|
| (4) CARLOS PANDO MEDINA | | | |
| 1 | | | 12:25:57.590 |
| 2 | 13:49.943 | +15.012 | 12:39:47.533 |
| 3 | 14:22.939 | +48.008 | 12:54:10.472 |
| 4 | 13:38.849 | +3.918 | 13:07:49.321 |
| 5 | 13:42.847 | +7.916 | 13:21:32.168 |
| 6 | 13:41.586 | +6.655 | 13:35:13.754 |
| 7 | 13:38.495 | +3.564 | 13:48:52.249 |
| 8 | 13:34.931 | | 14:02:27.180 |
| 9 | 13:39.359 | +4.428 | 14:16:06.539 |

| | | | |
|----------------------------------|------------------|---------|--------------|
| (50) DAVID BOIXEDA PUJOLS | | | |
| 1 | | | 12:26:18.047 |
| 2 | 13:32.461 | | 12:39:50.508 |
| 3 | 13:43.170 | +10.709 | 12:53:33.678 |
| 4 | 13:43.126 | +10.665 | 13:07:16.804 |
| 5 | 14:25.318 | +52.857 | 13:21:42.122 |
| 6 | 14:01.527 | +29.066 | 13:35:43.649 |
| 7 | 14:05.625 | +33.164 | 13:49:49.274 |
| 8 | 14:11.989 | +39.528 | 14:04:01.263 |
| 9 | 14:16.558 | +44.097 | 14:18:17.821 |

| | | | |
|---|------------------|-----------|--------------|
| (40) JUAN CARLOS DE LA ROSA FERRER | | | |
| 1 | | | 12:26:23.975 |
| 2 | 13:18.509 | +2.603 | 12:39:42.484 |
| 3 | 13:15.906 | | 12:52:58.390 |
| 4 | 13:42.723 | +26.817 | 13:06:41.113 |
| 5 | 15:08.180 | +1:52.274 | 13:21:49.293 |
| 6 | 13:46.368 | +30.462 | 13:35:35.661 |
| 7 | 13:53.955 | +38.049 | 13:49:29.616 |
| 8 | 14:19.414 | +1:03.508 | 14:03:49.030 |
| 9 | 14:48.205 | +1:32.299 | 14:18:37.235 |

| | | | |
|---------------------------------|------------------|-----------|--------------|
| (31) EDGAR RIERA PASCUAL | | | |
| 1 | | | 12:26:31.600 |
| 2 | 13:31.720 | | 12:40:03.320 |
| 3 | 13:50.096 | +18.376 | 12:53:53.416 |
| 4 | 13:36.577 | +4.857 | 13:07:29.993 |
| 5 | 14:37.851 | +1:06.131 | 13:22:07.844 |
| 6 | 14:03.107 | +31.387 | 13:36:10.951 |
| 7 | 14:02.897 | +31.177 | 13:50:13.848 |
| 8 | 14:00.409 | +28.689 | 14:04:14.257 |
| 9 | 14:38.865 | +1:07.145 | 14:18:53.122 |

| | | | |
|-----------------------------------|------------------|-----------|--------------|
| (23) MANUEL MIRANDA ORTEGA | | | |
| 1 | | | 12:26:38.645 |
| 2 | 13:49.580 | | 12:40:28.225 |
| 3 | 13:51.967 | +2.387 | 12:54:20.192 |
| 4 | 13:51.267 | +1.687 | 13:08:11.459 |
| 5 | 15:08.896 | +1:19.316 | 13:23:20.355 |
| 6 | 13:50.527 | +0.947 | 13:37:10.882 |
| 7 | 14:05.132 | +15.552 | 13:51:16.014 |
| 8 | 14:19.728 | +30.148 | 14:05:35.742 |
| 9 | 14:20.692 | +31.112 | 14:19:56.434 |

| | | | |
|----------------------------------|------------------|-----------|--------------|
| (9) ANTONIO GARCIA GALVEZ | | | |
| 1 | | | 12:27:03.590 |
| 2 | 13:47.341 | +3.112 | 12:40:50.931 |
| 3 | 13:44.229 | | 12:54:35.160 |
| 4 | 13:52.181 | +7.952 | 13:08:27.341 |
| 5 | 14:48.842 | +1:04.613 | 13:23:16.183 |

| | | | |
|---|------------------|---------|--------------|
| 6 | 13:54.405 | +10.176 | 13:37:10.588 |
| 7 | 14:20.202 | +35.973 | 13:51:30.790 |
| 8 | 14:15.486 | +31.257 | 14:05:46.276 |
| 9 | 14:31.555 | +47.326 | 14:20:17.831 |

| | | | |
|----------------------------------|------------------|---------|--------------|
| (44) YERAY GARCIA MARRERO | | | |
| 1 | | | 12:26:48.304 |
| 2 | 13:52.145 | | 12:40:40.449 |
| 3 | 13:58.108 | +5.963 | 12:54:38.557 |
| 4 | 14:15.525 | +23.380 | 13:08:54.082 |
| 5 | 14:32.581 | +40.436 | 13:23:26.663 |
| 6 | 14:07.561 | +15.416 | 13:37:34.224 |
| 7 | 14:44.450 | +52.305 | 13:52:18.674 |
| 8 | 14:02.062 | +9.917 | 14:06:20.736 |
| 9 | 14:20.085 | +27.940 | 14:20:40.821 |

| | | | |
|----------------------------------|------------------|-----------|--------------|
| (30) JAN OLIVERA MARTINEZ | | | |
| 1 | | | 12:26:29.546 |
| 2 | 13:43.384 | +5.584 | 12:40:12.930 |
| 3 | 13:37.800 | | 12:53:50.730 |
| 4 | 13:48.704 | +10.904 | 13:07:39.434 |
| 5 | 15:09.436 | +1:31.636 | 13:22:48.870 |
| 6 | 13:57.504 | +19.704 | 13:36:46.374 |
| 7 | 14:32.121 | +54.321 | 13:51:18.495 |
| 8 | 14:56.109 | +1:18.309 | 14:06:14.604 |
| 9 | 14:30.233 | +52.433 | 14:20:44.837 |

| | | | |
|-------------------------------------|------------------|---------|--------------|
| (17) IGNACIO RODRIGUEZ LOPEZ | | | |
| 1 | | | 12:27:00.645 |
| 2 | 14:05.284 | +10.707 | 12:41:05.929 |
| 3 | 13:54.577 | | 12:55:00.506 |
| 4 | 13:57.465 | +2.888 | 13:08:57.971 |
| 5 | 14:50.928 | +56.351 | 13:23:48.899 |
| 6 | 14:06.131 | +11.554 | 13:37:55.030 |
| 7 | 14:26.811 | +32.234 | 13:52:21.841 |
| 8 | 14:14.205 | +19.628 | 14:06:36.046 |
| 9 | 14:10.067 | +15.490 | 14:20:46.113 |

| | | | |
|----------------------------------|------------------|-----------|--------------|
| (24) AARON GERALDO GARCIA | | | |
| 1 | | | 12:26:59.150 |
| 2 | 14:04.666 | +22.310 | 12:41:03.816 |
| 3 | 13:54.225 | +11.869 | 12:54:58.041 |
| 4 | 15:26.057 | +1:43.701 | 13:10:24.098 |
| 5 | 13:42.356 | | 13:24:06.454 |
| 6 | 14:03.219 | +20.863 | 13:38:09.673 |
| 7 | 14:13.379 | +31.023 | 13:52:23.052 |
| 8 | 14:13.881 | +31.525 | 14:06:36.933 |
| 9 | 14:10.970 | +28.614 | 14:20:47.903 |

| | | | |
|---------------------------------|------------------|-----------|--------------|
| (28) GABRIEL GIRO MESTRE | | | |
| 1 | | | 12:26:52.000 |
| 2 | 13:58.119 | | 12:40:50.119 |
| 3 | 14:05.574 | +7.455 | 12:54:55.693 |
| 4 | 13:59.900 | +1.781 | 13:08:55.593 |
| 5 | 15:22.773 | +1:24.654 | 13:24:18.366 |
| 6 | 14:19.662 | +21.543 | 13:38:38.028 |
| 7 | 14:25.661 | +27.542 | 13:53:03.689 |
| 8 | 14:12.584 | +14.465 | 14:07:16.273 |
| 9 | 14:09.818 | +11.699 | 14:21:26.091 |

| | | | |
|------------------------------------|------------------|---------|--------------|
| (48) ENRIQUE PEDRAZA GARCIA | | | |
| 1 | | | 12:28:00.334 |
| 2 | 13:40.610 | | 12:41:40.944 |
| 3 | 13:52.246 | +11.636 | 12:55:33.190 |
| 4 | 14:08.956 | +28.346 | 13:09:42.146 |
| 5 | 14:05.930 | +25.320 | 13:23:48.076 |

RFME CTO. ESPAÑA CROSSCOUNTRY 2021

CARRERA Club Deportivo Cózar 10,000 km
CARRERA 21/02/2021 12:00
Carrera iniciado a 12:12:36

| Vuelta | Tiempo de vuelta | Dif. resp. 1° | Hora del día |
|---------------------------------------|------------------|---------------|--------------|
| 6 | 16:57.205 | +36.190 | 13:57:35.999 |
| 7 | 16:54.781 | +33.766 | 14:14:30.780 |
| (93) JESUS PLAZA FREYER | | | |
| 1 | | | 12:31:00.836 |
| 2 | 16:45.493 | | 12:47:46.329 |
| 3 | 16:47.259 | +1.766 | 13:04:33.588 |
| 4 | 18:00.722 | +1:15.229 | 13:22:34.310 |
| 5 | 17:25.433 | +39.940 | 13:39:59.743 |
| 6 | 17:11.159 | +25.666 | 13:57:10.902 |
| 7 | 17:21.445 | +35.952 | 14:14:32.347 |
| (104) ENRIQUE MARTINEZ MARIN | | | |
| 1 | | | 12:32:44.526 |
| 2 | 16:26.871 | | 12:49:11.397 |
| 3 | 16:45.504 | +18.633 | 13:05:56.901 |
| 4 | 16:58.661 | +31.790 | 13:22:55.562 |
| 5 | 17:23.625 | +56.754 | 13:40:19.187 |
| 6 | 17:14.133 | +47.262 | 13:57:33.320 |
| 7 | 17:30.731 | +1:03.860 | 14:15:04.051 |
| (45) JUAN PABLO GUILLEN RIVERA | | | |
| 1 | | | 12:31:16.973 |
| 2 | 16:47.453 | | 12:48:04.426 |
| 3 | 18:38.611 | +1:51.158 | 13:06:43.037 |
| 4 | 16:58.921 | +11.468 | 13:23:41.958 |
| 5 | 16:53.330 | +5.877 | 13:40:35.288 |
| 6 | 17:13.868 | +26.415 | 13:57:49.156 |
| 7 | 17:51.272 | +1:03.819 | 14:15:40.428 |
| (91) RAFAEL NUÑEZ-MATURANA | | | |
| 1 | | | 12:32:48.120 |
| 2 | 17:07.267 | +6.976 | 12:49:55.387 |
| 3 | 17:10.433 | +10.142 | 13:07:05.820 |
| 4 | 17:24.511 | +24.220 | 13:24:30.331 |
| 5 | 19:17.917 | +2:17.626 | 13:43:48.248 |
| 6 | 17:23.999 | +23.708 | 14:01:12.247 |
| 7 | 17:00.291 | | 14:18:12.538 |
| (38) JORGE AMADO MARI | | | |
| 1 | | | 12:31:12.361 |
| 2 | 17:00.857 | | 12:48:13.218 |
| 3 | 17:16.401 | +15.544 | 13:05:29.619 |
| 4 | 20:58.456 | +3:57.599 | 13:26:28.075 |
| 5 | 17:27.158 | +26.301 | 13:43:55.233 |
| 6 | 17:45.095 | +44.238 | 14:01:40.328 |
| 7 | 17:13.699 | +12.842 | 14:18:54.027 |
| (7) ANDREI ARGUTIAN | | | |
| 1 | | | 12:32:18.730 |
| 2 | 19:17.328 | +1:55.053 | 12:51:36.058 |
| 3 | 17:48.446 | +26.171 | 13:09:24.504 |
| 4 | 17:34.378 | +12.103 | 13:26:58.882 |
| 5 | 17:53.439 | +31.164 | 13:44:52.321 |
| 6 | 17:22.275 | | 14:02:14.596 |
| 7 | 17:41.895 | +19.620 | 14:19:56.491 |
| (88) FELIX BRONCANO MUÑOZ | | | |
| 1 | | | 12:31:51.649 |
| 2 | 16:58.488 | | 12:48:50.137 |
| 3 | 17:16.818 | +18.330 | 13:06:06.955 |
| 4 | 17:19.424 | +20.936 | 13:23:26.379 |
| 5 | 22:13.661 | +5:15.173 | 13:45:40.040 |
| 6 | 17:33.707 | +35.219 | 14:03:13.747 |
| 7 | 17:53.990 | +55.502 | 14:21:07.737 |

| Vuelta | Tiempo de vuelta | Dif. resp. 1° | Hora del día |
|--|------------------|---------------|--------------|
| (27) DAVID DEL VALLE NUÑEZ | | | |
| 1 | | | 12:30:51.524 |
| 2 | 16:34.376 | | 12:47:25.900 |
| 3 | 19:48.730 | +3:14.354 | 13:07:14.630 |
| 4 | 17:48.235 | +1:13.859 | 13:25:02.865 |
| 5 | 18:00.246 | +1:25.870 | 13:43:03.111 |
| 6 | 19:55.793 | +3:21.417 | 14:02:58.904 |
| 7 | 19:23.939 | +2:49.563 | 14:22:22.843 |
| (61) FRANCISCO DE BORJA ANGULO ANGULO | | | |
| 1 | | | 12:32:54.784 |
| 2 | 18:46.573 | +30.562 | 12:51:41.357 |
| 3 | 19:51.063 | +1:35.052 | 13:11:32.420 |
| 4 | 18:16.011 | | 13:29:48.431 |
| 5 | 18:29.705 | +13.694 | 13:48:18.136 |
| 6 | 18:27.964 | +11.953 | 14:06:46.100 |
| 7 | 19:32.521 | +1:16.510 | 14:26:18.621 |
| (33) JAIME VAZQUEZ SANCHEZ | | | |
| 1 | | | 12:35:43.412 |
| 2 | 29:18.512 | +5:23.285 | 13:05:01.924 |
| 3 | 23:55.227 | | 13:28:57.151 |
| 4 | 27:52.386 | +3:57.159 | 13:56:49.537 |
| 5 | 25:37.817 | +1:42.590 | 14:22:27.354 |
| (92) ANTONIO MANUEL PEREZ GARCIA | | | |
| 1 | | | 12:35:51.323 |
| 2 | 34:54.707 | +4:26.120 | 13:10:46.030 |
| 3 | 30:28.587 | | 13:41:14.617 |
| 4 | 40:21.784 | +9:53.197 | 14:21:36.401 |
| (87) JOAQUIN BLASCO CEREZO | | | |
| 1 | | | 12:31:03.219 |
| 2 | 16:31.611 | +57.051 | 12:47:34.830 |
| 3 | 15:49.595 | +15.035 | 13:03:24.425 |
| 4 | 16:02.040 | +27.480 | 13:19:26.465 |
| 5 | 15:34.560 | | 13:35:01.025 |
| 6 | 15:54.309 | +19.749 | 13:50:55.334 |
| (56) JOSE ANTONIO RODRIGUEZ ROMAN | | | |
| 1 | | | 12:29:34.674 |
| 2 | 15:36.997 | +21.718 | 12:45:11.671 |
| 3 | 15:35.501 | +20.222 | 13:00:47.172 |
| 4 | 15:15.279 | | 13:16:02.451 |
| (57) AMOS TEIXIDO COLOMA | | | |
| 1 | | | 12:28:14.469 |
| 2 | 21:59.973 | | 12:50:14.442 |

| Vuelta | Tiempo de vuelta | Dif. resp. 1° | Hora del día |
|--------|------------------|---------------|--------------|
|--------|------------------|---------------|--------------|

RFME CTO. ESPAÑA CROSSCOUNTRY 2021

Vuelta a vuelta

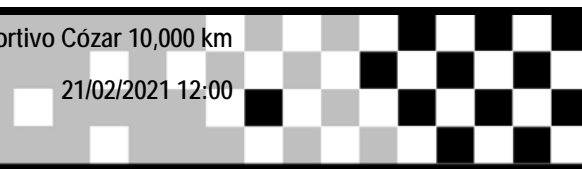
CARRERA

Club Deportivo Cózar 10,000 km

CARRERA

21/02/2021 12:00

Carrera iniciado a 12:12:36



Competidores

Vueltas

| | 1 | 2 | 3 | 4 | 5 | 6 | 7 | 8 | 9 | 10 |
|-------------------------------------|----|----|----|----|----|----|----|----|----|----|
| CRISTOBAL GUERRERO RUIZ (10) | 10 | 10 | 10 | 10 | 10 | 10 | 10 | 10 | 10 | 10 |
| CARLOS ABEL PEINADO (5) | 5 | 5 | 5 | 5 | 5 | 5 | 5 | 5 | 5 | 5 |
| JULIO PANDO LLANA (19) | 19 | 19 | 19 | 20 | 19 | 20 | 20 | 20 | 20 | 19 |
| CARLOS PANDO MEDINA (4) | 4 | 20 | 20 | 19 | 21 | 19 | 19 | 19 | 19 | 20 |
| DAVID ADRIA OLIVERAS (6) | 6 | 6 | 21 | 21 | 20 | 21 | 21 | 21 | 21 | |
| ANGEL LUIS ARRIBAS LUQUE (20) | 20 | 21 | 6 | 40 | 6 | 6 | 6 | 6 | 6 | |
| FERNANDO RAFAEL CATALAN POZO (21) | 21 | 40 | 40 | 6 | 4 | 4 | 4 | 4 | 4 | |
| DAVID BOIXEDA PUJOLS (50) | 50 | 4 | 50 | 50 | 50 | 40 | 40 | 40 | 50 | |
| JUAN CARLOS DE LA ROSA FERRER (40) | 40 | 50 | 30 | 31 | 40 | 50 | 50 | 50 | 40 | |
| JAN OLIVERA MARTINEZ (30) | 30 | 31 | 31 | 30 | 31 | 31 | 31 | 31 | 31 | |
| EDGAR RIERA PASCUAL (31) | 31 | 30 | 4 | 4 | 30 | 30 | 23 | 23 | 23 | |
| MANUEL MIRANDA ORTEGA (23) | 23 | 23 | 23 | 23 | 9 | 9 | 30 | 9 | 9 | |
| YERAY GARCIA MARRERO (44) | 44 | 44 | 9 | 9 | 23 | 23 | 9 | 30 | 44 | |
| GABRIEL GIRO MESTRE (28) | 28 | 28 | 44 | 44 | 44 | 44 | 44 | 44 | 30 | |
| RUBEN PALMAR LIBRERO (72) | 72 | 9 | 28 | 28 | 16 | 16 | 17 | 17 | 17 | |
| JOSEP PEDRO SUBIRATS (54) | 54 | 72 | 24 | 17 | 35 | 17 | 24 | 24 | 24 | |
| AARON GERALDO GARCIA (24) | 24 | 54 | 17 | 16 | 72 | 48 | 48 | 48 | 28 | |
| IGNACIO RODRIGUEZ LOPEZ (17) | 17 | 24 | 72 | 72 | 48 | 24 | 35 | 35 | 48 | |
| ANTONIO GARCIA GALVEZ (9) | 9 | 17 | 16 | 54 | 17 | 28 | 28 | 28 | 35 | |
| CHRISTIAN LOPEZ REY (59) | 59 | 16 | 54 | 35 | 54 | 35 | 54 | 54 | 54 | |
| RAUL FRUTOS DE MINGO (16) | 16 | 59 | 35 | 59 | 59 | 54 | 59 | 59 | 59 | |
| LUIS MIGUEL NIETO TRABA (35) | 35 | 35 | 59 | 48 | 53 | 59 | 16 | 72 | 72 | |
| ANTONIO VALERO RAMOS (82) | 82 | 48 | 48 | 53 | 24 | 72 | 53 | 16 | 16 | |
| PEDRO LEON GARCIA (53) | 53 | 53 | 53 | 24 | 28 | 53 | 72 | 53 | 53 | |
| MANUEL JESUS RAMOS BOZA (74) | 74 | 82 | 82 | 67 | 67 | 79 | 79 | 79 | 79 | |
| ALBERT FERNANDEZ JOFRE (64) | 64 | 64 | 67 | 79 | 79 | 67 | 67 | 67 | 74 | |
| ENRIQUE PEDRAZA GARCIA (48) | 48 | 74 | 37 | 82 | 82 | 74 | 74 | 74 | 67 | |
| CARLOS FERNANDEZ MULA (51) | 51 | 37 | 79 | 74 | 55 | 82 | 82 | 55 | 55 | |
| JOSE MANUEL NAVAS CRESPO (29) | 29 | 67 | 74 | 55 | 74 | 55 | 55 | 82 | 82 | |
| AMOS TEIXIDO COLOMA (57) | 57 | 79 | 29 | 37 | 37 | 29 | 29 | 29 | 29 | |
| JOSE LUIS ABAD CORTES (37) | 37 | 29 | 64 | 29 | 29 | 37 | 37 | 22 | 22 | |
| JORGE ANTONIO GARCIA MARQUEZ (67) | 67 | 22 | 55 | 22 | 22 | 22 | 22 | 37 | 37 | |
| MARIO SAEZ-BRAVO BLANCO (22) | 22 | 55 | 22 | 11 | 11 | 11 | 11 | 65 | | |
| ERIC GARCIA BENITEZ (43) | 43 | 43 | 11 | 65 | 65 | 65 | 65 | 11 | | |
| IKER VILLANUEVA UGALDE (79) | 79 | 11 | 43 | 42 | 43 | 43 | 81 | 81 | | |
| PABLO REVERTE JIMENEZ (55) | 55 | 51 | 81 | 84 | 52 | 52 | 43 | 43 | | |
| JUAN JOSE FERNANDEZ TORONJO (65) | 65 | 52 | 52 | 43 | 81 | 81 | 52 | 51 | | |
| PEDRO LUIS CANDELA PEREZ (81) | 81 | 81 | 65 | 71 | 71 | 71 | 71 | 52 | | |
| FAUSI KADDUR HAMMAD (52) | 52 | 65 | 84 | 52 | 64 | 64 | 64 | 71 | | |
| JUAN ANTONIO FLORES CASTELLANO (42) | 42 | 84 | 42 | 81 | 42 | 84 | 51 | 64 | | |
| MANUEL JOSE PRIETO SANCHEZ (11) | 11 | 42 | 32 | 73 | 84 | 42 | 84 | 84 | | |
| ADRIAN PEÑARRUBIA MARTINEZ (73) | 73 | 73 | 71 | 64 | 49 | 49 | 42 | 42 | | |
| FRANCISCO VALVERDE PALACIOS (32) | 32 | 32 | 73 | 49 | 73 | 51 | 49 | 49 | | |
| JESUS ENRIQUE RODRIGUEZ MELERO (75) | 75 | 75 | 75 | 75 | 18 | 18 | 77 | 18 | | |
| MODESTO MUÑOZ OLIVER (84) | 84 | 77 | 12 | 18 | 70 | 77 | 18 | 77 | | |
| GALDER SANTAMARIA MARTINEZ (12) | 12 | 12 | 49 | 62 | 51 | 75 | 75 | 75 | | |
| JOSE MANUEL BARNES FLORENCIANO (62) | 62 | 71 | 62 | 70 | 77 | 73 | 73 | 73 | | |
| SERGIO VAQUERO MARTINEZ (77) | 77 | 62 | 18 | 77 | 75 | 70 | 70 | 70 | | |
| BORJA PEREZ CASIMIRO (46) | 46 | 68 | 70 | 32 | 32 | 32 | 89 | 89 | | |
| FRANCISCO JOSE GARCIA NETO (68) | 68 | 46 | 46 | 78 | 89 | 89 | 90 | 90 | | |
| DOMINGO ANTONIO LORENTE RUIZ (70) | 70 | 49 | 77 | 89 | 62 | 90 | 32 | 32 | | |

Jefe de cronometraje

Orbits

Director de Carrera

RFME CTO. ESPAÑA CROSSCOUNTRY 2021

Clasificado por vueltas

Club Deportivo Cózar 10,000 km

21/02/2021

SCRATCH Sénior/Júnior

| | | | Vueltas | Total T° | Dif. resp. 1° | Mejor Tm | Puntos | Clase |
|----|----|------------------------------|---------|-------------|---------------|-----------|--------|--------|
| 1 | 10 | CRISTOBAL GUERRERO RUIZ | 10 | 2:09:49.488 | | 12:22.844 | 25 | Sénior |
| 2 | 5 | CARLOS ABEL PEINADO | 10 | 2:11:30.536 | 1:41.048 | 12:35.730 | 22 | Sénior |
| 3 | 19 | JULIO PANDO LLANA | 10 | 2:13:51.460 | 4:01.972 | 13:03.474 | 20 | Junior |
| 4 | 20 | ANGEL LUIS ARRIBAS LUQUE | 10 | 2:14:35.564 | 4:46.076 | 13:05.497 | 18 | Junior |
| 5 | 21 | FERNANDO RAFAEL CATALAN POZO | 9 | 2:01:40.578 | 1 Vuelta | 13:20.100 | 16 | Junior |
| 6 | 6 | DAVID ADRIA OLIVERAS | 9 | 2:01:58.258 | 1 Vuelta | 13:18.173 | 15 | Sénior |
| 7 | 4 | CARLOS PANDO MEDINA | 9 | 2:03:30.339 | 1 Vuelta | 13:34.931 | 14 | Sénior |
| 8 | 23 | MANUEL MIRANDA ORTEGA | 9 | 2:07:20.234 | 1 Vuelta | 13:49.580 | 13 | Junior |
| 9 | 9 | ANTONIO GARCIA GALVEZ | 9 | 2:07:41.631 | 1 Vuelta | 13:44.229 | 12 | Sénior |
| 10 | 30 | JAN OLIVERA MARTINEZ | 9 | 2:08:08.637 | 1 Vuelta | 13:37.800 | 11 | Junior |
| 11 | 17 | IGNACIO RODRIGUEZ LOPEZ | 9 | 2:08:09.913 | 1 Vuelta | 13:54.577 | 10 | Junior |
| 12 | 24 | AARON GERALDO GARCIA | 9 | 2:08:11.703 | 1 Vuelta | 13:42.356 | 9 | Junior |
| 13 | 28 | GABRIEL GIRO MESTRE | 9 | 2:08:49.891 | 1 Vuelta | 13:58.119 | 8 | Junior |
| 14 | 16 | RAUL FRUTOS DE MINGO | 9 | 2:09:45.199 | 1 Vuelta | 13:57.017 | 7 | Junior |
| 15 | 29 | JOSE MANUEL NAVAS CRESPO | 9 | 2:12:26.833 | 1 Vuelta | 14:13.614 | 6 | Junior |
| 16 | 22 | MARIO SAEZ-BRAVO BLANCO | 9 | 2:12:40.076 | 1 Vuelta | 14:09.353 | 5 | Junior |
| 17 | 11 | MANUEL JOSE PRIETO SANCHEZ | 8 | 2:00:14.026 | 2 Vueltas | 14:19.254 | 4 | Sénior |
| 18 | 18 | IVAN MARTIN PRIETO | 8 | 2:02:40.067 | 2 Vueltas | 14:41.225 | 3 | Junior |
| 19 | 32 | FRANCISCO VALVERDE PALACIOS | 8 | 2:06:03.433 | 2 Vueltas | 15:01.983 | 2 | Junior |
| 20 | 12 | GALDER SANTAMARIA MARTINEZ | 8 | 2:06:35.076 | 2 Vueltas | 15:09.970 | 1 | Sénior |
| 21 | 26 | RUBEN AVILES JIMENEZ | 8 | 2:06:59.174 | 2 Vueltas | 15:08.599 | 0 | Junior |
| 22 | 8 | CRISTOBAL CHOLBI MENGUAL | 8 | 2:09:07.184 | 2 Vueltas | 15:14.440 | 0 | Sénior |
| 23 | 27 | DAVID DEL VALLE NUÑEZ | 7 | 2:09:46.643 | 3 Vueltas | 16:34.376 | 0 | Junior |
| 24 | 33 | JAIME VAZQUEZ SANCHEZ | 5 | 2:09:51.154 | 5 Vueltas | 23:55.227 | 0 | Junior |

| Márgen de victoria | Velocidad media | Mejor t° de vuelta | Mejor Vel. | Mejor vuelta para |
|--------------------|-----------------|--------------------|------------|------------------------------|
| 1:41.048 | 46,216 | 12:22.844 | 48,462 | 10 - CRISTOBAL GUERRERO RUIZ |