

**RFME Copa España Minivelocidad**
**Clasificado por mejor tiempo de vuelta**
**Minimotos 4.2**
**Circuito Internacional Zuera 1,700 km**
**Entrenos Cronos 1**
**23/06/2019 09:00**
**Clasificación (10:00 Tiempo) iniciado a 9:00:21**

Pos.	Nº	Nombre	Mejor Tm	Dif.1º	Dif.Ant	MV	Vtas.	Km/h	Moto	Club
1	14	SANCHEZ LOPEZ, KARIM	1:25.910			6	7	71,237	POLINI	
2	77	SARRATE RODRIGUEZ, ALEJANDRO	1:26.671	0.761	0.761	6	7	70,612	POLINI	Zuera Racing
3	46	LUCAS ESTEVE, ALVARO	1:26.897	0.987	0.226	5	7	70,428	POLINI	
4	11	BOCANEGRA BOONE, AYMÓN	1:27.618	1.708	0.721	5	7	69,849	POLINI	
5	21	POQUET PEREZ, ABRAHAM	1:28.181	2.271	0.563	3	7	69,403	POLINI	
6	29	CLIMENT CANTOS, DANIEL	1:28.293	2.383	0.112	7	7	69,315	POLINI	Ctat. Albaida
7	5	GONZALEZ MENEGOLLO, DIEGO ANDRES	1:28.446	2.536	0.153	7	7	69,195	POLINI	RACE
8	19	RUIZ ARRANZ, DARIO	1:28.886	2.976	0.440	4	7	68,852	POLINI	Minivelocidad
9	27	ALES CALATRAVA, IZAN	1:30.072	4.162	1.186	6	7	67,946		
10	47	DA SILVA COELHO, ERIC	1:30.100	4.190	0.028	4	7	67,925		
11	57	BECERRA SANCHEZ, ERIK	1:30.234	4.324	0.134	7	7	67,824	POLINI	Zuera Racing
12	83	MARULANDA DAVILA, MATEO	1:31.924	6.014	1.690	5	7	66,577	POLINI	La Factoria de Pi
13	20	ALONSO DRUEZ, DAMIAN	1:32.079	6.169	0.155	4	5	66,465	POLINI	
14	25	BADIA MARIN, BRIAN	1:32.195	6.285	0.116	3	7	66,381		Club de Motocic
15	13	FERNANDEZ JIMENEZ, NICOLAS	1:32.463	6.553	0.268	5	7	66,189	POLINI	Minivelocidad
16	34	MORAL ZARATE, YAIZA	1:32.840	6.930	0.377	5	7	65,920		A. D. Aragon Spr
17	91	SANCHEZ RUIZ, DAVID	1:32.969	7.059	0.129	2	7	65,828	POLINI	C.D. Motos Siles
18	33	PEREZ CEBRIAN, JOSE	1:32.984	7.074	0.015	6	7	65,818	POLINI	CIV MotorSport
19	37	STEBLIN, MARK	1:33.633	7.723	0.649	6	6	65,362	POLINI	Minivelocidad
20	55	SANDIN BLANDEZ, IRENE	1:33.633	7.723		3	7	65,362	POLINI	
21	28	AGUILERA BUDGINAITE, RAFAEL	1:34.892	8.982	1.259	3	7	64,494		
22	15	BENITEZ SILVESTRE, ABEL	1:35.065	9.155	0.173	5	7	64,377	POLINI	
23	98	SILVEN PITA, EDGAR	1:35.322	9.412	0.257	7	7	64,203		Motoclub V.F.M.
24	95	GONZALEZ MAÑANES, MARCO	1:35.519	9.609	0.197	7	7	64,071	POLINI	
25	41	PERIS BOU, DAVID	1:36.051	10.141	0.532	5	7	63,716	POLINI	Ctat. Albaida
26	6	LOPEZ BUESO, VICENTE	1:37.985	12.075	1.934	5	6	62,459		CM Arnau Racín
27	84	CABALLERO CAMARZANA, MARKEL	1:40.766	14.856	2.781	3	6	60,735		Fly Group Mc.
28	92	LOPEZ NUÑEZ, IVAN	1:41.229	15.319	0.463	4	6	60,457	POLINI	
29	99	GARCIA CARPUSOR, ALEJANDRO	1:43.196	17.286	1.967	3	6	59,305	POLINI	CM Arnau Racín
30	22	BLANCO VAQUERO, LEO	1:49.372	23.462	6.176	6	6	55,956	POLINI	
31	26	ENRIQUEZ ORTEGA, ALBERTO				0		-	POLINI	
32	38	CAMARENA HONRUBIA, PAU				0		-		Circuito del Mot
33	44	SANCHEZ FUENTES, JOSE MANUEL				0		-	POLINI	

Márgen de victoria	Velocidad media	Mejor tº de vuelta	Mejor Vel.	Mejor vuelta para
0.162	68,445	1:25.910	71,237	14 - SANCHEZ LOPEZ, KARIM

**Jefe de cronometraje**
**Orbits**
**Director de Carrera**


# RFME Copa España Minivelocidad

Minimotos 4.2

Circuito Internacional Zuera 1,700 km

Entrenos Cronos 1

23/06/2019 09:00

Clasificación (10:00 Tiempo) iniciado a 9:00:21

Lap	Lap Tm	Diff	Time of Day
<b>(14) SANCHEZ LOPEZ, KARIM</b>			
1			9:02:09.827
2	<b>1:28.310</b>	+2.400	9:03:38.137
3	<b>1:26.447</b>	+0.537	9:05:04.584
4	<b>1:26.376</b>	+0.466	9:06:30.960
5	<b>1:26.487</b>	+0.577	9:07:57.447
6	<b>1:25.910</b>		9:09:23.357
7	<b>1:26.180</b>	+0.270	9:10:49.537
<b>(77) SARRATE RODRIGUEZ, ALEJANDRO</b>			
1			9:02:12.920
2	<b>1:30.618</b>	+3.947	9:03:43.538
3	<b>1:28.639</b>	+1.968	9:05:12.177
4	<b>1:27.176</b>	+0.505	9:06:39.353
5	<b>1:26.932</b>	+0.261	9:08:06.285
6	<b>1:26.671</b>		9:09:32.956
7	<b>1:26.785</b>	+0.114	9:10:59.741
<b>(46) LUCAS ESTEVE, ALVARO</b>			
1			9:02:05.078
2	<b>1:27.276</b>	+0.379	9:03:32.354
3	<b>1:26.986</b>	+0.089	9:04:59.340
4	<b>1:27.081</b>	+0.184	9:06:26.421
5	<b>1:26.897</b>		9:07:53.318
6	<b>1:26.971</b>	+0.074	9:09:20.289
7	<b>1:27.458</b>	+0.561	9:10:47.747
<b>(11) BOCANEGRA BOONE, AYMON</b>			
1			9:02:02.770
2	<b>1:28.949</b>	+1.331	9:03:31.719
3	<b>1:28.050</b>	+0.432	9:04:59.769
4	<b>1:27.769</b>	+0.151	9:06:27.538
5	<b>1:27.618</b>		9:07:55.156
6	<b>1:28.039</b>	+0.421	9:09:23.195
7	<b>1:28.014</b>	+0.396	9:10:51.209
<b>(21) POQUET PEREZ, ABRAHAM</b>			
1			9:02:09.343
2	<b>1:29.009</b>	+0.828	9:03:38.352
3	<b>1:28.181</b>		9:05:06.533
4	<b>1:28.274</b>	+0.093	9:06:34.807
5	<b>1:28.474</b>	+0.293	9:08:03.281
6	<b>1:31.625</b>	+3.444	9:09:34.906
7	<b>1:29.158</b>	+0.977	9:11:04.064
<b>(29) CLIMENT CANTOS, DANIEL</b>			
1			9:01:55.351
2	<b>1:28.645</b>	+0.352	9:03:23.996
3	<b>1:28.847</b>	+0.554	9:04:52.843
4	<b>1:28.570</b>	+0.277	9:06:21.413
5	<b>1:29.029</b>	+0.736	9:07:50.442
6	<b>1:28.850</b>	+0.557	9:09:19.292
7	<b>1:28.293</b>		9:10:47.585
<b>(5) GONZALEZ MENEGOLLO, DIEGO ANDRES</b>			
1			9:02:07.367
2	<b>1:30.849</b>	+2.403	9:03:38.216
3	<b>1:29.555</b>	+1.109	9:05:07.771
4	<b>1:29.564</b>	+1.118	9:06:37.335
5	<b>1:29.386</b>	+0.940	9:08:06.721
6	<b>1:28.734</b>	+0.288	9:09:35.455
7	<b>1:28.446</b>		9:11:03.901
<b>(19) RUIZ ARRANZ, DARIO</b>			
1			9:02:14.795

Lap	Lap Tm	Diff	Time of Day
2	<b>1:32.764</b>	+3.878	9:03:47.559
3	<b>1:30.498</b>	+1.612	9:05:18.057
4	<b>1:28.886</b>		9:06:46.943
5	<b>1:29.326</b>	+0.440	9:08:16.269
6	<b>1:29.467</b>	+0.581	9:09:45.736
7	<b>1:29.438</b>	+0.552	9:11:15.174
<b>(27) ALES CALATRAVA, IZAN</b>			
1			9:02:16.204
2	<b>1:33.584</b>	+3.512	9:03:49.788
3	<b>1:31.169</b>	+1.097	9:05:20.957
4	<b>1:30.373</b>	+0.301	9:06:51.330
5	<b>1:30.145</b>	+0.073	9:08:21.475
6	<b>1:30.072</b>		9:09:51.547
7	<b>1:30.209</b>	+0.137	9:11:21.756
<b>(47) DA SILVA COELHO, ERIC</b>			
1			9:02:12.114
2	<b>1:31.722</b>	+1.622	9:03:43.836
3	<b>1:30.951</b>	+0.851	9:05:14.787
4	<b>1:30.100</b>		9:06:44.887
5	<b>1:31.381</b>	+1.281	9:08:16.268
6	<b>1:30.559</b>	+0.459	9:09:46.827
7	<b>1:30.264</b>	+0.164	9:11:17.091
<b>(57) BECERRA SANCHEZ, ERIK</b>			
1			9:02:31.995
2	<b>1:33.389</b>	+3.155	9:04:05.384
3	<b>1:30.843</b>	+0.609	9:05:36.227
4	<b>1:30.765</b>	+0.531	9:07:06.992
5	<b>1:33.865</b>	+3.631	9:08:40.857
6	<b>1:35.163</b>	+4.929	9:10:16.020
7	<b>1:30.234</b>		9:11:46.254
<b>(83) MARULANDA DAVILA, MATEO</b>			
1			9:02:17.029
2	<b>1:34.663</b>	+2.739	9:03:51.692
3	<b>1:32.502</b>	+0.578	9:05:24.194
4	<b>1:33.721</b>	+1.797	9:06:57.915
5	<b>1:31.924</b>		9:08:29.839
6	<b>1:33.415</b>	+1.491	9:10:03.254
7	<b>1:34.343</b>	+2.419	9:11:37.597
<b>(20) ALONSO DRUEZ, DAMIAN</b>			
1			9:02:07.521
2	<b>1:33.615</b>	+1.536	9:03:41.136
3	<b>1:32.467</b>	+0.388	9:05:13.603
4	<b>1:32.079</b>		9:06:45.682
5	<b>1:32.464</b>	+0.385	9:08:18.146
<b>(25) BADIA MARIN, BRIAN</b>			
1			9:02:15.737
2	<b>1:42.295</b>	+10.100	9:03:58.032
3	<b>1:32.195</b>		9:05:30.227
4	<b>1:35.013</b>	+2.818	9:07:05.240
5	<b>1:32.667</b>	+0.472	9:08:37.907
6	<b>1:32.582</b>	+0.387	9:10:10.489
7	<b>1:33.684</b>	+1.489	9:11:44.173
<b>(13) FERNANDEZ JIMENEZ, NICOLAS</b>			
1			9:02:13.871
2	<b>1:36.009</b>	+3.546	9:03:49.880
3	<b>1:33.515</b>	+1.052	9:05:23.395
4	<b>1:34.110</b>	+1.647	9:06:57.505
5	<b>1:32.463</b>		9:08:29.968
6	<b>1:33.225</b>	+0.762	9:10:03.193

Lap	Lap Tm	Diff	Time of Day
7	<b>1:32.743</b>	+0.280	9:11:35.936
<b>(34) MORAL ZARATE, YAIZA</b>			
1			9:02:11.284
2	<b>1:38.340</b>	+5.500	9:03:49.624
3	<b>1:33.868</b>	+1.028	9:05:23.492
4	<b>1:34.950</b>	+2.110	9:06:58.442
5	<b>1:32.840</b>		9:08:31.282
6	<b>1:32.918</b>	+0.078	9:10:04.200
7	<b>1:32.990</b>	+0.150	9:11:37.190
<b>(91) SANCHEZ RUIZ, DAVID</b>			
1			9:02:25.506
2	<b>1:32.969</b>		9:03:58.475
3	<b>1:33.258</b>	+0.289	9:05:31.733
4	<b>1:36.952</b>	+3.983	9:07:08.685
5	<b>1:36.740</b>	+3.771	9:08:45.425
6	<b>1:33.549</b>	+0.580	9:10:18.974
7	<b>1:33.945</b>	+0.976	9:11:52.919
<b>(33) PEREZ CEBRIAN, JOSE</b>			
1			9:02:03.280
2	<b>1:34.835</b>	+1.851	9:03:38.115
3	<b>1:33.993</b>	+1.009	9:05:12.108
4	<b>1:33.194</b>	+0.210	9:06:45.302
5	<b>1:34.070</b>	+1.086	9:08:19.372
6	<b>1:32.984</b>		9:09:52.356
7	<b>1:33.904</b>	+0.920	9:11:26.260
<b>(37) STEBLIN, MARK</b>			
1			9:02:32.045
2	<b>1:35.665</b>	+2.032	9:04:07.710
3	<b>1:35.634</b>	+2.001	9:05:43.344
4	<b>1:34.784</b>	+1.151	9:07:18.128
5	<b>1:34.248</b>	+0.615	9:08:52.376
6	<b>1:33.633</b>		9:10:26.009
<b>(55) SANDIN BLANDEZ, IRENE</b>			
1			9:02:21.786
2	<b>1:35.609</b>	+1.976	9:03:57.395
3	<b>1:33.633</b>		9:05:31.028
4	<b>1:35.334</b>	+1.701	9:07:06.362
5	<b>1:34.333</b>	+0.700	9:08:40.695
6	<b>1:35.691</b>	+2.058	9:10:16.386
7	<b>1:35.466</b>	+1.833	9:11:51.852
<b>(28) AGUILERA BUDGINAITE, RAFAEL</b>			
1			9:02:11.207
2	<b>1:36.043</b>	+1.151	9:03:47.250
3	<b>1:34.892</b>		9:05:22.142
4	<b>1:43.291</b>	+8.399	9:07:05.433
5	<b>1:36.191</b>	+1.299	9:08:41.624
6	<b>1:36.955</b>	+2.063	9:10:18.579
7	<b>1:36.885</b>	+1.993	9:11:55.464
<b>(15) BENITEZ SILVESTRE, ABEL</b>			
1			9:02:15.571
2	<b>1:37.069</b>	+2.004	9:03:52.640
3	<b>1:36.257</b>	+1.192	9:05:28.897
4	<b>1:35.789</b>	+0.724	9:07:04.686
5	<b>1:35.065</b>		9:08:39.751
6	<b>1:36.314</b>	+1.249	9:10:16.065
7	<b>1:35.607</b>	+0.542	9:11:51.672
<b>(98) SILVEN PITA, EDGAR</b>			
1			9:02:13.519

Jefe de cronometraje

Orbits

Director de Carrera



# RFME Copa España Minivelocidad

Minimotos 4.2

Circuito Internacional Zuera 1,700 km

Entrenos Cronos 1

23/06/2019 09:00

Clasificación (10:00 Tiempo) iniciado a 9:00:21

Lap	Lap Tm	Diff	Time of Day
2	1:38.536	+3.214	9:03:52.055
3	1:36.583	+1.261	9:05:28.638
4	1:37.351	+2.029	9:07:05.989
5	1:35.954	+0.632	9:08:41.943
6	1:35.548	+0.226	9:10:17.491
7	1:35.322		9:11:52.813

(95) GONZALEZ MAÑANES, MARCO

1			9:02:08.744
2	1:38.078	+2.559	9:03:46.822
3	1:36.369	+0.850	9:05:23.191
4	1:39.861	+4.342	9:07:03.052
5	1:37.468	+1.949	9:08:40.520
6	1:36.466	+0.947	9:10:16.986
7	1:35.519		9:11:52.505

(41) PERIS BOU, DAVID

1			9:02:17.499
2	1:36.194	+0.143	9:03:53.693
3	1:36.344	+0.293	9:05:30.037
4	1:36.441	+0.390	9:07:06.478
5	1:36.051		9:08:42.529
6	1:36.892	+0.841	9:10:19.421
7	1:36.502	+0.451	9:11:55.923

(6) LOPEZ BUESO, VICENTE

1			9:02:10.877
2	1:40.695	+2.710	9:03:51.572
3	1:38.293	+0.308	9:05:29.865
4	1:38.905	+0.920	9:07:08.770
5	1:37.985		9:08:46.755
6	1:39.115	+1.130	9:10:25.870

(84) CABALLERO CAMARZANA, MARKEL

1			9:02:13.151
2	1:42.767	+2.001	9:03:55.918
3	1:40.766		9:05:36.684
4	1:41.639	+0.873	9:07:18.323
5	1:41.669	+0.903	9:08:59.992
6	1:43.941	+3.175	9:10:43.933

(92) LOPEZ NUÑEZ, IVAN

1			9:02:25.477
2	1:42.119	+0.890	9:04:07.596
3	1:42.198	+0.969	9:05:49.794
4	1:41.229		9:07:31.023
5	1:41.388	+0.159	9:09:12.411
6	1:41.473	+0.244	9:10:53.884

(99) GARCIA CARPUSOR, ALEJANDRO

1			9:02:12.684
2	1:53.738	+10.542	9:04:06.422
3	1:43.196		9:05:49.618
4	1:45.129	+1.933	9:07:34.747
5	1:45.989	+2.793	9:09:20.736
6	1:43.622	+0.426	9:11:04.358

(22) BLANCO VAQUERO, LEO

1			9:02:36.832
2	1:58.234	+8.862	9:04:35.066
3	1:53.942	+4.570	9:06:29.008
4	1:51.294	+1.922	9:08:20.302
5	1:52.752	+3.380	9:10:13.054
6	1:49.372		9:12:02.426

Lap	Lap Tm	Diff	Time of Day
-----	--------	------	-------------

Lap	Lap Tm	Diff	Time of Day
-----	--------	------	-------------

Jefe de cronometraje

Orbits

Director de Carrera



**RFME Copa España Minivelocidad**
**Clasificado por mejor tiempo de vuelta**
**Minimotos 4.2**
**Circuito Internacional Zuera 1,700 km**
**Entrenos Cronos 2**
**23/06/2019 10:26**
**Clasificación (10:00 Tiempo) iniciado a 10:23:54**

Pos.	Nº	Nombre	Mejor Tm	Dif.1º	Dif.Ant	MV	Vtas.	Km/h	Moto	Club
1	14	SANCHEZ LOPEZ, KARIM	1:26.131			5	7	71,055	POLINI	
2	46	LUCAS ESTEVE, ALVARO	1:26.351	0.220	0.220	7	7	70,874	POLINI	
3	77	SARRATE RODRIGUEZ, ALEJANDRO	1:26.372	0.241	0.021	6	7	70,856	POLINI	Zuera Racing
4	44	SANCHEZ FUENTES, JOSE MANUEL	1:26.679	0.548	0.307	5	7	70,605	POLINI	
5	21	POQUET PEREZ, ABRAHAM	1:26.976	0.845	0.297	6	7	70,364	POLINI	
6	29	CLIMENT CANTOS, DANIEL	1:27.235	1.104	0.259	7	7	70,155	POLINI	Ctat. Albaida
7	11	BOCANEGRA BOONE, AYMÓN	1:27.306	1.175	0.071	4	7	70,098	POLINI	
8	5	GONZALEZ MENEGOLLO, DIEGO ANDRES	1:27.677	1.546	0.371	7	7	69,802	POLINI	RACE
9	19	RUIZ ARRANZ, DARIO	1:27.732	1.601	0.055	7	7	69,758	POLINI	Minivelocidad
10	57	BECERRA SANCHEZ, ERIK	1:28.230	2.099	0.498	6	7	69,364	POLINI	Zuera Racing
11	27	ALES CALATRAVA, IZAN	1:29.059	2.928	0.829	3	7	68,718		
12	26	ENRIQUEZ ORTEGA, ALBERTO	1:29.345	3.214	0.286	6	7	68,499	POLINI	
13	13	FERNANDEZ JIMENEZ, NICOLAS	1:29.647	3.516	0.302	7	7	68,268	POLINI	Minivelocidad
14	25	BADIA MARIN, BRIAN	1:30.010	3.879	0.363	4	7	67,992		Club de Motocic
15	47	DA SILVA COELHO, ERIC	1:30.162	4.031	0.152	6	7	67,878		
16	83	MARULANDA DAVILA, MATEO	1:30.321	4.190	0.159	2	7	67,758	POLINI	La Factoria de Pi
17	55	SANDIN BLANDEZ, IRENE	1:30.952	4.821	0.631	4	7	67,288	POLINI	
18	33	PEREZ CEBRIAN, JOSE	1:31.452	5.321	0.500	4	7	66,920	POLINI	CIV MotorSport
19	91	SANCHEZ RUIZ, DAVID	1:31.557	5.426	0.105	4	7	66,844	POLINI	C.D. Motos Siles
20	20	ALONSO DRUEZ, DAMIAN	1:32.139	6.008	0.582	3	7	66,421	POLINI	
21	37	STEBLIN, MARK	1:32.327	6.196	0.188	7	7	66,286	POLINI	Minivelocidad
22	34	MORAL ZARATE, YAIZA	1:33.433	7.302	1.106	6	6	65,501		A. D. Aragon Spc
23	28	AGUILERA BUDGINAITE, RAFAEL	1:33.544	7.413	0.111	7	7	65,424		
24	98	SILVEN PITA, EDGAR	1:33.601	7.470	0.057	7	7	65,384		Motoclub V.F.M.
25	41	PERIS BOU, DAVID	1:33.962	7.831	0.361	3	7	65,133	POLINI	Ctat. Albaida
26	15	BENITEZ SILVESTRE, ABEL	1:34.336	8.205	0.374	5	7	64,874	POLINI	
27	6	LOPEZ BUESO, VICENTE	1:34.687	8.556	0.351	4	6	64,634		CM Arnau Racin
28	95	GONZALEZ MAÑANES, MARCO	1:34.873	8.742	0.186	6	7	64,507	POLINI	
29	84	CABALLERO CAMARZANA, MARKEL	1:34.903	8.772	0.030	6	7	64,487		Fly Group Mc.
30	92	LOPEZ NUÑEZ, IVAN	1:38.382	12.251	3.479	3	6	62,207	POLINI	
31	99	GARCIA CARPUSOR, ALEJANDRO	1:38.617	12.486	0.235	3	6	62,058	POLINI	CM Arnau Racin
32	38	CAMARENA HONRUBIA, PAU	1:40.611	14.480	1.994	2	2	60,828		Circuito del Mot
33	22	BLANCO VAQUERO, LEO	1:46.655	20.524	6.044	5	6	57,381	POLINI	

Márgen de victoria	Velocidad media	Mejor tº de vuelta	Mejor Vel.	Mejor vuelta para
0.035	68,251	1:26.131	71,055	14 - SANCHEZ LOPEZ, KARIM

**Jefe de cronometraje**
**Orbits**
**Director de Carrera**


# RFME Copa España Minivelocidad

Minimotos 4.2

Circuito Internacional Zuera 1,700 km

Entrenos Cronos 2

23/06/2019 10:26

Clasificación (10:00 Tiempo) iniciado a 10:23:54

Lap	Lap Tm	Diff	Time of Day
<b>(14) SANCHEZ LOPEZ, KARIM</b>			
1			10:25:47.838
2	<b>1:29.169</b>	+3.038	10:27:17.007
3	<b>1:26.579</b>	+0.448	10:28:43.586
4	<b>1:26.970</b>	+0.839	10:30:10.556
5	<b>1:26.131</b>		10:31:36.687
6	<b>1:26.956</b>	+0.825	10:33:03.643
7	<b>1:26.436</b>	+0.305	10:34:30.079
<b>(46) LUCAS ESTEVE, ALVARO</b>			
1			10:25:38.019
2	<b>1:28.918</b>	+2.567	10:27:06.937
3	<b>1:27.709</b>	+1.358	10:28:34.646
4	<b>1:26.983</b>	+0.632	10:30:01.629
5	<b>1:27.787</b>	+1.436	10:31:29.416
6	<b>1:26.960</b>	+0.609	10:32:56.376
7	<b>1:26.351</b>		10:34:22.727
<b>(77) SARRATE RODRIGUEZ, ALEJANDRO</b>			
1			10:25:36.499
2	<b>1:28.160</b>	+1.788	10:27:04.659
3	<b>1:30.346</b>	+3.974	10:28:35.005
4	<b>1:27.301</b>	+0.929	10:30:02.306
5	<b>1:26.725</b>	+0.353	10:31:29.031
6	<b>1:26.372</b>		10:32:55.403
7	<b>1:26.942</b>	+0.570	10:34:22.345
<b>(44) SANCHEZ FUENTES, JOSE MANUEL</b>			
1			10:25:37.109
2	<b>1:28.193</b>	+1.514	10:27:05.302
3	<b>1:28.993</b>	+2.314	10:28:34.295
4	<b>1:27.057</b>	+0.378	10:30:01.352
5	<b>1:26.679</b>		10:31:28.031
6	<b>1:27.443</b>	+0.764	10:32:55.474
7	<b>1:26.906</b>	+0.227	10:34:22.380
<b>(21) POQUET PEREZ, ABRAHAM</b>			
1			10:25:37.040
2	<b>1:28.174</b>	+1.198	10:27:05.214
3	<b>1:29.685</b>	+2.709	10:28:34.899
4	<b>1:28.201</b>	+1.225	10:30:03.100
5	<b>1:27.463</b>	+0.487	10:31:30.563
6	<b>1:26.976</b>		10:32:57.539
7	<b>1:27.157</b>	+0.181	10:34:24.696
<b>(29) CLIMENT CANTOS, DANIEL</b>			
1			10:25:35.371
2	<b>1:29.034</b>	+1.799	10:27:04.405
3	<b>1:29.632</b>	+2.397	10:28:34.037
4	<b>1:28.217</b>	+0.982	10:30:02.254
5	<b>1:28.092</b>	+0.857	10:31:30.346
6	<b>1:28.011</b>	+0.776	10:32:58.357
7	<b>1:27.235</b>		10:34:25.592
<b>(11) BOCANEGRA BOONE, AYMON</b>			
1			10:25:35.065
2	<b>1:29.062</b>	+1.756	10:27:04.127
3	<b>1:28.625</b>	+1.319	10:28:32.752
4	<b>1:27.306</b>		10:30:00.058
5	<b>1:27.597</b>	+0.291	10:31:27.655
6	<b>1:27.756</b>	+0.450	10:32:55.411
7	<b>1:27.467</b>	+0.161	10:34:22.878
<b>(5) GONZALEZ MENEGOLLO, DIEGO ANDRES</b>			
1			10:25:32.839

Lap	Lap Tm	Diff	Time of Day
2	<b>1:30.492</b>	+2.815	10:27:03.331
3	<b>1:29.159</b>	+1.482	10:28:32.490
4	<b>1:28.625</b>	+0.948	10:30:01.115
5	<b>1:27.923</b>	+0.246	10:31:29.038
6	<b>1:28.555</b>	+0.878	10:32:57.593
7	<b>1:27.677</b>		10:34:25.270
<b>(19) RUIZ ARRANZ, DARIO</b>			
1			10:25:34.646
2	<b>1:28.969</b>	+1.237	10:27:03.615
3	<b>1:29.228</b>	+1.496	10:28:32.843
4	<b>1:28.688</b>	+0.956	10:30:01.531
5	<b>1:27.844</b>	+0.112	10:31:29.375
6	<b>1:28.422</b>	+0.690	10:32:57.797
7	<b>1:27.732</b>		10:34:25.529
<b>(57) BECERRA SANCHEZ, ERIK</b>			
1			10:25:37.714
2	<b>1:31.166</b>	+2.936	10:27:08.880
3	<b>1:31.958</b>	+3.728	10:28:40.838
4	<b>1:29.593</b>	+1.363	10:30:10.431
5	<b>1:28.961</b>	+0.731	10:31:39.392
6	<b>1:28.230</b>		10:33:07.622
7	<b>1:29.857</b>	+1.627	10:34:37.479
<b>(27) ALES CALATRAVA, IZAN</b>			
1			10:25:37.524
2	<b>1:29.625</b>	+0.566	10:27:07.149
3	<b>1:29.059</b>		10:28:36.208
4	<b>1:29.736</b>	+0.677	10:30:05.944
5	<b>1:29.938</b>	+0.879	10:31:35.882
6	<b>1:30.833</b>	+1.774	10:33:06.715
7	<b>1:29.789</b>	+0.730	10:34:36.504
<b>(26) ENRIQUEZ ORTEGA, ALBERTO</b>			
1			10:25:52.827
2	<b>1:32.140</b>	+2.795	10:27:24.967
3	<b>1:33.357</b>	+4.012	10:28:58.324
4	<b>1:30.934</b>	+1.589	10:30:29.258
5	<b>1:31.165</b>	+1.820	10:32:00.423
6	<b>1:29.345</b>		10:33:29.768
7	<b>1:29.506</b>	+0.161	10:34:59.274
<b>(13) FERNANDEZ JIMENEZ, NICOLAS</b>			
1			10:25:33.840
2	<b>1:30.168</b>	+0.521	10:27:04.008
3	<b>1:31.463</b>	+1.816	10:28:35.471
4	<b>1:30.084</b>	+0.437	10:30:05.555
5	<b>1:30.844</b>	+1.197	10:31:36.399
6	<b>1:30.566</b>	+0.919	10:33:06.965
7	<b>1:29.647</b>		10:34:36.612
<b>(25) BADIA MARIN, BRIAN</b>			
1			10:25:34.114
2	<b>1:30.486</b>	+0.476	10:27:04.600
3	<b>1:31.297</b>	+1.287	10:28:35.897
4	<b>1:30.010</b>		10:30:05.907
5	<b>1:30.814</b>	+0.804	10:31:36.721
6	<b>1:30.724</b>	+0.714	10:33:07.445
7	<b>1:30.755</b>	+0.745	10:34:38.200
<b>(47) DA SILVA COELHO, ERIC</b>			
1			10:26:05.741
2	<b>1:31.835</b>	+1.673	10:27:37.576
3	<b>1:30.564</b>	+0.402	10:29:08.140
4	<b>1:30.239</b>	+0.077	10:30:38.379

Lap	Lap Tm	Diff	Time of Day
5	<b>1:31.006</b>	+0.844	10:32:09.385
6	<b>1:30.162</b>		10:33:39.547
7	<b>1:32.142</b>	+1.980	10:35:11.689
<b>(83) MARULANDA DAVILA, MATEO</b>			
1			10:25:33.213
2	<b>1:30.321</b>		10:27:03.534
3	<b>1:30.543</b>	+0.222	10:28:34.077
4	<b>1:30.968</b>	+0.647	10:30:05.045
5	<b>1:31.248</b>	+0.927	10:31:36.293
6	<b>1:30.526</b>	+0.205	10:33:06.819
7	<b>1:30.976</b>	+0.655	10:34:37.795
<b>(55) SANDIN BLANDEZ, IRENE</b>			
1			10:25:37.847
2	<b>1:33.040</b>	+2.088	10:27:10.887
3	<b>1:31.652</b>	+0.700	10:28:42.539
4	<b>1:30.952</b>		10:30:13.491
5	<b>1:31.557</b>	+0.605	10:31:45.048
6	<b>1:32.514</b>	+1.562	10:33:17.562
7	<b>1:34.033</b>	+3.081	10:34:51.595
<b>(33) PEREZ CEBRIAN, JOSE</b>			
1			10:25:35.360
2	<b>1:33.292</b>	+1.840	10:27:08.652
3	<b>1:32.192</b>	+0.740	10:28:40.844
4	<b>1:31.452</b>		10:30:12.296
5	<b>1:32.509</b>	+1.057	10:31:44.805
6	<b>1:32.383</b>	+0.931	10:33:17.188
7	<b>1:33.925</b>	+2.473	10:34:51.113
<b>(91) SANCHEZ RUIZ, DAVID</b>			
1			10:25:35.550
2	<b>1:33.190</b>	+1.633	10:27:08.740
3	<b>1:32.390</b>	+0.833	10:28:41.130
4	<b>1:31.557</b>		10:30:12.687
5	<b>1:32.257</b>	+0.700	10:31:44.944
6	<b>1:33.743</b>	+2.186	10:33:18.687
7	<b>1:33.001</b>	+1.444	10:34:51.688
<b>(20) ALONSO DRUEZ, DAMIAN</b>			
1			10:25:37.895
2	<b>1:33.044</b>	+0.905	10:27:10.939
3	<b>1:32.139</b>		10:28:43.078
4	<b>1:32.365</b>	+0.226	10:30:15.443
5	<b>1:32.612</b>	+0.473	10:31:48.055
6	<b>1:32.549</b>	+0.410	10:33:20.604
7	<b>1:32.422</b>	+0.283	10:34:53.026
<b>(37) STEBLIN, MARK</b>			
1			10:26:03.700
2	<b>1:33.752</b>	+1.425	10:27:37.452
3	<b>1:32.478</b>	+0.151	10:29:09.930
4	<b>1:32.901</b>	+0.574	10:30:42.831
5	<b>1:33.677</b>	+1.350	10:32:16.508
6	<b>1:32.867</b>	+0.540	10:33:49.375
7	<b>1:32.327</b>		10:35:21.702
<b>(34) MORAL ZARATE, YAIZA</b>			
1			10:27:30.260
2	<b>1:34.613</b>	+1.180	10:29:04.873
3	<b>1:34.089</b>	+0.656	10:30:38.962
4	<b>1:37.310</b>	+3.877	10:32:16.272
5	<b>1:33.438</b>	+0.005	10:33:49.710
6	<b>1:33.433</b>		10:35:23.143

Jefe de cronometraje

Director de Carrera

Orbits





## RFME Copa España Minivelocidad

Minimotos 4.2

Circuito Internacional Zuera 1,700 km

Entrenos Cronos 2

23/06/2019 10:26

Clasificación (10:00 Tiempo) iniciado a 10:23:54

Lap	Lap Tm	Diff	Time of Day
<b>(28) AGUILERA BUDGINAITE, RAFAEL</b>			
1			10:25:46.013
2	<b>1:34.385</b>	+0.841	10:27:20.398
3	<b>1:33.712</b>	+0.168	10:28:54.110
4	<b>1:35.446</b>	+1.902	10:30:29.556
5	<b>1:34.521</b>	+0.977	10:32:04.077
6	<b>1:34.761</b>	+1.217	10:33:38.838
7	<b>1:33.544</b>		10:35:12.382

<b>(98) SILVEN PITA, EDGAR</b>			
1			10:25:42.796
2	<b>1:35.130</b>	+1.529	10:27:17.926
3	<b>1:33.918</b>	+0.317	10:28:51.844
4	<b>1:34.020</b>	+0.419	10:30:25.864
5	<b>1:34.550</b>	+0.949	10:32:00.414
6	<b>1:33.693</b>	+0.092	10:33:34.107
7	<b>1:33.601</b>		10:35:07.708

<b>(41) PERIS BOU, DAVID</b>			
1			10:25:37.219
2	<b>1:33.969</b>	+0.007	10:27:11.188
3	<b>1:33.962</b>		10:28:45.150
4	<b>1:35.443</b>	+1.481	10:30:20.593
5	<b>1:35.945</b>	+1.983	10:31:56.538
6	<b>1:34.935</b>	+0.973	10:33:31.473
7	<b>1:35.761</b>	+1.799	10:35:07.234

<b>(15) BENITEZ SILVESTRE, ABEL</b>			
1			10:25:43.020
2	<b>1:35.116</b>	+0.780	10:27:18.136
3	<b>1:35.770</b>	+1.434	10:28:53.906
4	<b>1:35.270</b>	+0.934	10:30:29.176
5	<b>1:34.336</b>		10:32:03.512
6	<b>1:35.278</b>	+0.942	10:33:38.790
7	<b>1:34.960</b>	+0.624	10:35:13.750

<b>(6) LOPEZ BUESO, VICENTE</b>			
1			10:25:42.104
2	<b>1:35.714</b>	+1.027	10:27:17.818
3	<b>1:35.971</b>	+1.284	10:28:53.789
4	<b>1:34.687</b>		10:30:28.476
5	<b>1:35.459</b>	+0.772	10:32:03.935
6	<b>2:08.531</b>	+33.844	10:34:12.466

<b>(95) GONZALEZ MAÑANES, MARCO</b>			
1			10:25:48.554
2	<b>1:36.298</b>	+1.425	10:27:24.852
3	<b>1:35.204</b>	+0.331	10:29:00.056
4	<b>1:35.282</b>	+0.409	10:30:35.338
5	<b>1:35.354</b>	+0.481	10:32:10.692
6	<b>1:34.873</b>		10:33:45.565
7	<b>1:35.937</b>	+1.064	10:35:21.502

<b>(84) CABALLERO CAMARZANA, MARKEL</b>			
1			10:25:45.817
2	<b>1:35.968</b>	+1.065	10:27:21.785
3	<b>1:36.755</b>	+1.852	10:28:58.540
4	<b>1:36.575</b>	+1.672	10:30:35.115
5	<b>1:35.390</b>	+0.487	10:32:10.505
6	<b>1:34.903</b>		10:33:45.408
7	<b>1:35.877</b>	+0.974	10:35:21.285

<b>(92) LOPEZ NUÑEZ, IVAN</b>			
1			10:25:42.421
2	<b>1:39.134</b>	+0.752	10:27:21.555
3	<b>1:38.382</b>		10:28:59.937

Lap	Lap Tm	Diff	Time of Day
4	<b>1:38.640</b>	+0.258	10:30:38.577
5	<b>1:39.072</b>	+0.690	10:32:17.649
6	<b>1:39.516</b>	+1.134	10:33:57.165

<b>(99) GARCIA CARPUSOR, ALEJANDRO</b>			
1			10:25:46.095
2	<b>1:39.514</b>	+0.897	10:27:25.609
3	<b>1:38.617</b>		10:29:04.226
4	<b>1:39.032</b>	+0.415	10:30:43.258
5	<b>1:39.723</b>	+1.106	10:32:22.981
6	<b>1:40.431</b>	+1.814	10:34:03.412

<b>(38) CAMARENA HONRUBIA, PAU</b>			
1			10:25:48.618
2	<b>1:40.611</b>		10:27:29.229

<b>(22) BLANCO VAQUERO, LEO</b>			
1			10:25:57.033
2	<b>1:47.551</b>	+0.896	10:27:44.584
3	<b>1:49.547</b>	+2.892	10:29:34.131
4	<b>1:48.845</b>	+2.190	10:31:22.976
5	<b>1:46.655</b>		10:33:09.631
6	<b>1:47.648</b>	+0.993	10:34:57.279

Lap	Lap Tm	Diff	Time of Day
-----	--------	------	-------------

Jefe de cronometraje

Director de Carrera

Orbits



## RFME Copa España Minivelocidad

Minimotos 4.2

Circuito Internacional Zuera 1,700 km

Fusión Entrenamientos Minimotos 4.2

Pos.	Nº	Nombre	Mejor Tº total	En sesión	Q-1 Mejor Tm	Q-2 Mejor Tm
1	14	SANCHEZ LOPEZ, KARIM	1:25.910	Entrenos Cronos 1	1:25.910	1:26.131
2	46	LUCAS ESTEVE, ALVARO	1:26.351	Entrenos Cronos 2	1:26.897	1:26.351
3	77	SARRATE RODRIGUEZ, ALEJANDRO	1:26.372	Entrenos Cronos 2	1:26.671	1:26.372
4	44	SANCHEZ FUENTES, JOSE MANUEL	1:26.679	Entrenos Cronos 2		1:26.679
5	21	POQUET PEREZ, ABRAHAM	1:26.976	Entrenos Cronos 2	1:28.181	1:26.976
6	29	CLIMENT CANTOS, DANIEL	1:27.235	Entrenos Cronos 2	1:28.293	1:27.235
7	11	BOCANEGRA BOONE, AYMÓN	1:27.306	Entrenos Cronos 2	1:27.618	1:27.306
8	5	GONZALEZ MENEGOLLO, DIEGO ANDRES	1:27.677	Entrenos Cronos 2	1:28.446	1:27.677
9	19	RUIZ ARRANZ, DARIO	1:27.732	Entrenos Cronos 2	1:28.886	1:27.732
10	57	BECERRA SANCHEZ, ERIK	1:28.230	Entrenos Cronos 2	1:30.234	1:28.230
11	27	ALES CALATRAVA, IZAN	1:29.059	Entrenos Cronos 2	1:30.072	1:29.059
12	26	ENRIQUEZ ORTEGA, ALBERTO	1:29.345	Entrenos Cronos 2		1:29.345
13	13	FERNANDEZ JIMENEZ, NICOLAS	1:29.647	Entrenos Cronos 2	1:32.463	1:29.647
14	25	BADIA MARIN, BRIAN	1:30.010	Entrenos Cronos 2	1:32.195	1:30.010
15	47	DA SILVA COELHO, ERIC	1:30.100	Entrenos Cronos 1	1:30.100	1:30.162
16	83	MARULANDA DAVILA, MATEO	1:30.321	Entrenos Cronos 2	1:31.924	1:30.321
17	55	SANDIN BLANDEZ, IRENE	1:30.952	Entrenos Cronos 2	1:33.633	1:30.952
18	33	PEREZ CEBRIAN, JOSE	1:31.452	Entrenos Cronos 2	1:32.984	1:31.452
19	91	SANCHEZ RUIZ, DAVID	1:31.557	Entrenos Cronos 2	1:32.969	1:31.557
20	20	ALONSO DRUEZ, DAMIAN	1:32.079	Entrenos Cronos 1	1:32.079	1:32.139
21	37	STEBLIN, MARK	1:32.327	Entrenos Cronos 2	1:33.633	1:32.327
22	34	MORAL ZARATE, YAIZA	1:32.840	Entrenos Cronos 1	1:32.840	1:33.433
23	28	AGUILERA BUDGINAITE, RAFAEL	1:33.544	Entrenos Cronos 2	1:34.892	1:33.544
24	98	SILVEN PITA, EDGAR	1:33.601	Entrenos Cronos 2	1:35.322	1:33.601
25	41	PERIS BOU, DAVID	1:33.962	Entrenos Cronos 2	1:36.051	1:33.962
26	15	BENITEZ SILVESTRE, ABEL	1:34.336	Entrenos Cronos 2	1:35.065	1:34.336
27	6	LOPEZ BUESO, VICENTE	1:34.687	Entrenos Cronos 2	1:37.985	1:34.687
28	95	GONZALEZ MAÑANES, MARCO	1:34.873	Entrenos Cronos 2	1:35.519	1:34.873
29	84	CABALLERO CAMARZANA, MARKEL	1:34.903	Entrenos Cronos 2	1:40.766	1:34.903
30	92	LOPEZ NUÑEZ, IVAN	1:38.382	Entrenos Cronos 2	1:41.229	1:38.382
31	99	GARCIA CARPUSOR, ALEJANDRO	1:38.617	Entrenos Cronos 2	1:43.196	1:38.617
32	38	CAMARENA HONRUBIA, PAU	1:40.611	Entrenos Cronos 2		1:40.611
33	22	BLANCO VAQUERO, LEO	1:46.655	Entrenos Cronos 2	1:49.372	1:46.655

Jefe de cronometraje

Orbits

Director de Carrera



# RFME Copa España Minivelocidad

Minimotos 4.2


Circuito Internacional Zuera 1,700 km

1ª Carrera

23/06/2019 11:58

Carrera (6:00 y 2 Vueltas)

22	38	99	11
33	32	31	10
92	84	95	9
30	29	28	8
6	15	41	7
27	26	25	6
98	28	34	5
24	23	22	4
37	20	91	3
21	20	19	2
33	55	83	1
18	17	16	
47	25	13	
15	14	13	
26	27	57	
12	11	10	
19	5	11	
9	8	7	
29	21	44	
6	5	4	
77	46	14	
3	2	POLE POSITION	



Jefe de cronometraje

Orbits

Director de Carrera





**RFME Copa España Minivelocidad**
**Clasificado por vueltas**
**Minimotos 4.2**
**Circuito Internacional Zuera 1,700 km**
**1ª Carrera**
**23/06/2019 11:58**
**Carrera iniciado a 12:03:24**

Pos.	Nº	Nombre	Vtas	Total T*	Dif.1*	Dif. Ant.	Mejor Tm	M.V.	Km/h	Ptos	PEC	Clase	Club	Equipo	Moto
1	14	SANCHEZ LOPEZ, KARIM	6	10:07.632			1:25.871	5	71,270	0	1	Minimotos 4			POLINI
2	21	POQUET PEREZ, ABRAHAM	6	10:10.872	3.240	3.240	1:26.612	3	70,660	0	2	Minimotos 4			POLINI
3	77	SARRATE RODRIGUEZ, ALEJANDRO	6	10:18.375	10.743	7.503	1:27.157	6	70,218	0	3	Minimotos 4	Zuera Racing		POLINI
4	11	BOCANEGRA BOONE, AYMON	6	10:20.540	12.908	2.165	1:27.941	5	69,592	0	4	Minimotos 4			POLINI
5	29	CLIMENT CANTOS, DANIEL	6	10:21.016	13.384	0.476	1:27.827	4	69,682	0	5	Minimotos 4	Ctat. Albaida		POLINI
6	19	RUIZ ARRANZ, DARIO	6	10:22.643	15.011	1.627	1:28.327	1	69,288	0	6	Minimotos 4	Minivelocidad		POLINI
7	26	ENRIQUEZ ORTEGA, ALBERTO	6	10:22.705	15.073	0.062	1:27.732	1	69,758	0	7	Minimotos 4			POLINI
8	44	SANCHEZ FUENTES, JOSE MANUEL	6	10:22.747	15.115	0.042	1:26.299	2	70,916	0	8	Minimotos 4			POLINI
9	5	GONZALEZ MENEGOLLO, DIEGO ANI	6	10:32.421	24.789	9.674	1:29.232	1	68,585	0	9	Minimotos 4	RACE		POLINI
10	47	DA SILVA COELHO, ERIC	6	10:37.640	30.008	5.219	1:29.898	2	68,077	0	10	Minimotos 4			POLINI
11	27	ALES CALATRAVA, IZAN	6	10:37.663	30.031	0.023	1:29.805	2	68,148	0	11	Minimotos 4			POLINI
12	46	LUCAS ESTEVE, ALVARO	6	10:40.713	33.081	3.050	1:26.271	1	70,939	0	12	Minimotos 4			POLINI
13	83	MARULANDA DAVILA, MATEO	6	10:40.742	33.110	0.029	1:30.207	6	67,844	0	13	Minimotos 4	La Factoria de		POLINI
14	91	SANCHEZ RUIZ, DAVID	6	10:46.328	38.696	5.586	1:30.876	4	67,345	0	14	Minimotos 4	C.D. Motos Silk		POLINI
15	33	PEREZ CEBRIAN, JOSE	6	10:46.565	38.933	0.237	1:31.010	4	67,245	0	15	Minimotos 4	CIV MotorSpor		POLINI
16	55	SANDIN BLANDEZ, IRENE	6	10:46.631	38.999	0.066	1:30.605	5	67,546	0	16	Minimotos 4			POLINI
17	37	STEBLIN, MARK	6	10:47.421	39.789	0.790	1:30.692	6	67,481	0	17	Minimotos 4	Minivelocidad		POLINI
18	34	MORAL ZARATE, YAIZA	6	10:48.392	40.760	0.971	1:31.004	4	67,250	0	18	Minimotos 4	A. D. Aragon Sj		POLINI
19	28	AGUILERA BUDGINAITE, RAFAEL	6	10:59.578	51.946	11.186	1:32.219	4	66,364	0	19	Minimotos 4			POLINI
20	20	ALONSO DRUEZ, DAMIAN	6	11:04.156	56.524	4.578	1:32.910	1	65,870	0	20	Minimotos 4			POLINI
21	25	BADIA MARIN, BRIAN	6	11:12.767	1:05.135	8.611	1:29.743	1	68,195	0	21	Minimotos 4	Club de Motoc		POLINI
22	15	BENITEZ SILVESTRE, ABEL	6	11:13.722	1:06.090	0.955	1:34.528	1	64,743	0	22	Minimotos 4			POLINI
23	98	SILVEN PITA, EDGAR	6	11:14.109	1:06.477	0.387	1:34.359	1	64,859	0	23	Minimotos 4	Motoclub V.F.A		POLINI
24	38	CAMARENA HONRUBIA, PAU	6	11:14.762	1:07.130	0.653	1:33.934	6	65,152	0	24	Minimotos 4	Circuito del M		POLINI
25	41	PERIS BOU, DAVID	6	11:15.416	1:07.784	0.654	1:34.962	1	64,447	0	25	Minimotos 4	Ctat. Albaida		POLINI
26	95	GONZALEZ MAÑANES, MARCO	6	11:15.488	1:07.856	0.072	1:34.640	1	64,666	0	26	Minimotos 4			POLINI
27	6	LOPEZ BUESO, VICENTE	6	11:27.640	1:20.008	12.152	1:34.808	1	64,552	0	27	Minimotos 4	CM Arnau Raci		POLINI
28	99	GARCIA CARPUSOR, ALEJANDRO	6	11:48.808	1:41.176	21.168	1:39.699	1	61,385	0	28	Minimotos 4	CM Arnau Raci		POLINI
29	13	FERNANDEZ JIMENEZ, NICOLAS	4	11:11.202	! Vueltas	2 Vueltas	1:32.937	3	65,851	0	29	Minimotos 4	Minivelocidad		POLINI
30	92	LOPEZ NUÑEZ, IVAN	4	11:40.364	! Vueltas	29.162	1:36.833	1	63,202	0	30	Minimotos 4			POLINI
<b>No clasificado</b>															
NT	84	CABALLERO CAMARZANA, MARKEL	2	5:13.252	NT		1:40.761	2	60,738	0	NT	Minimotos 4	Fly Group Mc.		POLINI
NT	57	BECERRA SANCHEZ, ERIK			NT			0	-	0	NT	Minimotos 4	Zuera Racing		POLINI
NT	22	BLANCO VAQUERO, LEO			NT			0	-	0	NT	Minimotos 4			POLINI

**Notificaciones**

#44 Penalizado con 12" por exceso de potencia

Márgen de victoria	Velocidad media	Mejor t° de vuelta	Mejor Vel.	Mejor vuelta para
3.240	60,431	1:25.871	71,270	14 - SANCHEZ LOPEZ, KARIM

**Jefe de cronometraje**
**Orbits**

Director de Carrera



# RFME Copa España Minivelocidad

Minimotos 4.2

Circuito Internacional Zuera 1,700 km

1ª Carrera

23/06/2019 11:58

Carrera iniciado a 12:03:24

Lap	Lap Tm	Diff	Time of Day
<b>(14) SANCHEZ LOPEZ, KARIM</b>			
1	1:25.938	+0.067	12:06:20.024
2	1:26.946	+1.075	12:07:46.970
3	1:26.145	+0.274	12:09:13.115
4	1:26.508	+0.637	12:10:39.623
5	1:25.871		12:12:05.494
6	1:26.758	+0.887	12:13:32.252
<b>(21) POQUET PEREZ, ABRAHAM</b>			
1	1:27.047	+0.435	12:06:20.424
2	1:26.983	+0.371	12:07:47.407
3	1:26.612		12:09:14.019
4	1:26.971	+0.359	12:10:40.990
5	1:26.841	+0.229	12:12:07.831
6	1:27.661	+1.049	12:13:35.492
<b>(77) SARRATE RODRIGUEZ, ALEJANDRO</b>			
1	1:28.108	+0.951	12:06:24.258
2	1:28.431	+1.274	12:07:52.689
3	1:28.282	+1.125	12:09:20.971
4	1:27.475	+0.318	12:10:48.446
5	1:27.392	+0.235	12:12:15.838
6	1:27.157		12:13:42.995
<b>(11) BOCANEGRA BOONE, AYMON</b>			
1	1:28.008	+0.067	12:06:24.317
2	1:28.140	+0.199	12:07:52.457
3	1:28.312	+0.371	12:09:20.769
4	1:28.303	+0.362	12:10:49.072
5	1:27.941		12:12:17.013
6	1:28.147	+0.206	12:13:45.160
<b>(29) CLIMENT CANTOS, DANIEL</b>			
1	1:28.164	+0.337	12:06:23.884
2	1:28.756	+0.929	12:07:52.640
3	1:28.969	+1.142	12:09:21.609
4	1:27.827		12:10:49.436
5	1:28.121	+0.294	12:12:17.557
6	1:28.079	+0.252	12:13:45.636
<b>(19) RUIZ ARRANZ, DARIO</b>			
1	1:28.327		12:06:23.911
2	1:28.458	+0.131	12:07:52.369
3	1:28.910	+0.583	12:09:21.279
4	1:28.365	+0.038	12:10:49.644
5	1:28.595	+0.268	12:12:18.239
6	1:29.024	+0.697	12:13:47.263
<b>(26) ENRIQUEZ ORTEGA, ALBERTO</b>			
1	1:27.732		12:06:24.594
2	1:28.360	+0.628	12:07:52.954
3	1:28.855	+1.123	12:09:21.809
4	1:27.827	+0.095	12:10:49.636
5	1:28.514	+0.782	12:12:18.150
6	1:29.175	+1.443	12:13:47.325
<b>(44) SANCHEZ FUENTES, JOSE MANUEL</b>			
1	1:26.671	+0.372	12:06:21.638
2	1:26.299		12:07:47.937
3	1:26.785	+0.486	12:09:14.722
4	1:26.495	+0.196	12:10:41.217
5	1:26.709	+0.410	12:12:07.926
6	1:27.441	+1.142	12:13:35.367
<b>(5) GONZALEZ MENEGOLLO, DIEGO ANDRES</b>			

Lap	Lap Tm	Diff	Time of Day
1	1:29.232		12:06:27.584
2	1:29.598	+0.366	12:07:57.182
3	1:30.053	+0.821	12:09:27.235
4	1:30.054	+0.822	12:10:57.289
5	1:29.866	+0.634	12:12:27.155
6	1:29.886	+0.654	12:13:57.041
<b>(47) DA SILVA COELHO, ERIC</b>			
1	1:30.430	+0.532	12:06:28.695
2	1:29.898		12:07:58.593
3	1:30.624	+0.726	12:09:29.217
4	1:30.628	+0.730	12:10:59.845
5	1:30.580	+0.682	12:12:30.425
6	1:31.835	+1.937	12:14:02.260
<b>(27) ALES CALATRAVA, IZAN</b>			
1	1:30.014	+0.209	12:06:28.955
2	1:29.805		12:07:58.760
3	1:31.094	+1.289	12:09:29.854
4	1:29.982	+0.177	12:10:59.836
5	1:30.860	+1.055	12:12:30.696
6	1:31.587	+1.782	12:14:02.283
<b>(46) LUCAS ESTEVE, ALVARO</b>			
1	1:26.271		12:06:20.510
2	1:26.862	+0.591	12:07:47.372
3	1:45.321	+19.050	12:09:32.693
4	1:31.246	+4.975	12:11:03.939
5	1:30.774	+4.503	12:12:34.713
6	1:30.620	+4.349	12:14:05.333
<b>(83) MARULANDA DAVILA, MATEO</b>			
1	1:30.742	+0.535	12:06:29.767
2	1:30.901	+0.694	12:08:00.668
3	1:32.286	+2.079	12:09:32.954
4	1:31.242	+1.035	12:11:04.196
5	1:30.959	+0.752	12:12:35.155
6	1:30.207		12:14:05.362
<b>(91) SANCHEZ RUIZ, DAVID</b>			
1	1:32.035	+1.159	12:06:32.846
2	1:32.057	+1.181	12:08:04.903
3	1:31.915	+1.039	12:09:36.818
4	1:30.876		12:11:07.694
5	1:31.677	+0.801	12:12:39.371
6	1:31.577	+0.701	12:14:10.948
<b>(33) PEREZ CEBRIAN, JOSE</b>			
1	1:32.069	+1.059	12:06:32.693
2	1:32.382	+1.372	12:08:05.075
3	1:32.062	+1.052	12:09:37.137
4	1:31.010		12:11:08.147
5	1:31.421	+0.411	12:12:39.568
6	1:31.617	+0.607	12:14:11.185
<b>(55) SANDIN BLANDEZ, IRENE</b>			
1	1:31.298	+0.693	12:06:35.046
2	1:32.644	+2.039	12:08:07.690
3	1:31.324	+0.719	12:09:39.014
4	1:30.805	+0.200	12:11:09.819
5	1:30.605		12:12:40.424
6	1:30.827	+0.222	12:14:11.251
<b>(37) STEBLIN, MARK</b>			
1	1:32.397	+1.705	12:06:36.088
2	1:32.450	+1.758	12:08:08.538

Lap	Lap Tm	Diff	Time of Day
3	1:31.020	+0.328	12:09:39.558
4	1:30.711	+0.019	12:11:10.269
5	1:31.080	+0.388	12:12:41.349
6	1:30.692		12:14:12.041
<b>(34) MORAL ZARATE, YAIZA</b>			
1	1:32.771	+1.767	12:06:34.968
2	1:32.186	+1.182	12:08:07.154
3	1:31.620	+0.616	12:09:38.774
4	1:31.004		12:11:09.778
5	1:31.203	+0.199	12:12:40.981
6	1:32.031	+1.027	12:14:13.012
<b>(28) AGUILERA BUDGINAITE, RAFAEL</b>			
1	1:32.789	+0.570	12:06:35.919
2	1:33.847	+1.628	12:08:09.766
3	1:33.399	+1.180	12:09:43.165
4	1:32.219		12:11:15.384
5	1:33.872	+1.653	12:12:49.256
6	1:34.942	+2.723	12:14:24.198
<b>(20) ALONSO DRUEZ, DAMIAN</b>			
1	1:32.910		12:06:34.907
2	1:33.518	+0.608	12:08:08.425
3	1:34.772	+1.862	12:09:43.197
4	1:34.748	+1.838	12:11:17.945
5	1:35.507	+2.597	12:12:53.452
6	1:35.324	+2.414	12:14:28.776
<b>(25) BADIA MARIN, BRIAN</b>			
1	1:29.743		12:06:29.104
2	1:31.521	+1.778	12:08:00.625
3	1:58.601	+28.858	12:09:59.226
4	1:33.295	+3.552	12:11:32.521
5	1:31.539	+1.796	12:13:04.060
6	1:33.327	+3.584	12:14:37.387
<b>(15) BENITEZ SILVESTRE, ABEL</b>			
1	1:34.528		12:06:40.232
2	1:35.400	+0.872	12:08:15.632
3	1:36.052	+1.524	12:09:51.684
4	1:35.704	+1.176	12:11:27.388
5	1:35.699	+1.171	12:13:03.087
6	1:35.255	+0.727	12:14:38.342
<b>(98) SILVEN PITA, EDGAR</b>			
1	1:34.359		12:06:40.387
2	1:35.304	+0.945	12:08:15.691
3	1:36.004	+1.645	12:09:51.695
4	1:35.789	+1.430	12:11:27.484
5	1:35.729	+1.370	12:13:03.213
6	1:35.516	+1.157	12:14:38.729
<b>(38) CAMARENA HONRUBIA, PAU</b>			
1	1:35.466	+1.532	12:06:43.195
2	1:36.171	+2.237	12:08:19.366
3	1:36.170	+2.236	12:09:55.536
4	1:35.282	+1.348	12:11:30.818
5	1:34.630	+0.696	12:13:05.448
6	1:33.934		12:14:39.382
<b>(41) PERIS BOU, DAVID</b>			
1	1:34.962		12:06:41.925
2	1:34.985	+0.023	12:08:16.910
3	1:35.938	+0.976	12:09:52.848
4	1:35.425	+0.463	12:11:28.273

Jefe de cronometraje

Orbits

Director de Carrera



# RFME Copa España Minivelocidad

Minimotos 4.2

Circuito Internacional Zuera 1,700 km

1ª Carrera

23/06/2019 11:58

Carrera iniciado a 12:03:24

Lap	Lap Tm	Diff	Time of Day
5	1:35.508	+0.546	12:13:03.781
6	1:36.255	+1.293	12:14:40.036

(95) GONZALEZ MAÑANES, MARCO

Lap	Lap Tm	Diff	Time of Day
1	1:34.640		12:06:40.940
2	1:35.011	+0.371	12:08:15.951
3	1:35.935	+1.295	12:09:51.886
4	1:36.446	+1.806	12:11:28.332
5	1:35.345	+0.705	12:13:03.677
6	1:36.431	+1.791	12:14:40.108

(6) LOPEZ BUESO, VICENTE

Lap	Lap Tm	Diff	Time of Day
1	1:34.808		12:06:44.066
2	1:36.196	+1.388	12:08:20.262
3	1:36.826	+2.018	12:09:57.088
4	1:36.699	+1.891	12:11:33.787
5	1:39.403	+4.595	12:13:13.190
6	1:39.070	+4.262	12:14:52.260

(99) GARCIA CARPUSOR, ALEJANDRO

Lap	Lap Tm	Diff	Time of Day
1	1:39.699		12:06:49.926
2	1:39.861	+0.162	12:08:29.787
3	1:41.003	+1.304	12:10:10.790
4	1:40.100	+0.401	12:11:50.890
5	1:40.163	+0.464	12:13:31.053
6	1:42.375	+2.676	12:15:13.428

(13) FERNANDEZ JIMENEZ, NICOLAS

Lap	Lap Tm	Diff	Time of Day
1	1:33.015	+0.078	12:09:52.221
2	1:33.476	+0.539	12:11:25.697
3	1:32.937		12:12:58.634
4	1:37.188	+4.251	12:14:35.822

(92) LOPEZ NUÑEZ, IVAN

Lap	Lap Tm	Diff	Time of Day
1	1:36.833		12:10:13.879
2	1:37.016	+0.183	12:11:50.895
3	1:37.139	+0.306	12:13:28.034
4	1:36.950	+0.117	12:15:04.984

(84) CABALLERO CAMARZANA, MARKEL

Lap	Lap Tm	Diff	Time of Day
1	1:43.026	+2.265	12:06:57.111
2	1:40.761		12:08:37.872

Lap	Lap Tm	Diff	Time of Day
-----	--------	------	-------------

Lap	Lap Tm	Diff	Time of Day
-----	--------	------	-------------

**RFME Copa España Minivelocidad**
**Vuelta a vuelta**
**Minimotos 4.2**
**Circuito Internacional Zuera 1,700 km**
**1ª Carrera**
**23/06/2019 11:58**
**Carrera iniciado a 12:03:24**

Competidores	Vueltas						
	0	1	2	3	4	5	6
POQUET PEREZ, ABRAHAM (21)	1	21	14	14	14	14	14
SANCHEZ LOPEZ, KARIM (14)	2	14	21	46	21	21	44
LUCAS ESTEVE, ALVARO (46)	3	46	46	21	44	44	21
SANCHEZ FUENTES, JOSE MANUEL (44)	4	44	44	44	11	77	77
RUIZ ARRANZ, DARIO (19)	5	19	29	19	77	11	11
CLIMENT CANTOS, DANIEL (29)	6	29	19	11	19	29	29
SARRATE RODRIGUEZ, ALEJANDRO (77)	7	77	77	29	29	26	19
BOCANEGRA BOONE, AYMÓN (11)	8	11	11	77	26	19	19
ENRIQUEZ ORTEGA, ALBERTO (26)	9	26	26	26	5	5	5
DA SILVA COELHO, ERIC (47)	10	47	5	5	47	27	47
GONZALEZ MENEGOLLO, DIEGO ANDRES (5)	11	5	47	47	27	47	27
ALES CALATRAVA, IZAN (27)	12	27	27	27	46	46	46
MARULANDA DAVILA, MATEO (83)	13	83	25	25	83	83	83
BADIA MARIN, BRIAN (25)	14	25	83	83	91	91	91
PEREZ CEBRIAN, JOSE (33)	15	33	33	91	33	33	33
SANCHEZ RUIZ, DAVID (91)	16	91	91	33	34	34	55
ALONSO DRUEZ, DAMIAN (20)	17	20	20	34	55	55	34
MORAL ZARATE, YAIZA (34)	18	34	34	55	37	37	34
AGUILERA BUDGINAITE, RAFAEL (28)	19	28	55	20	28	28	28
STEBLIN , MARK (37)	20	37	28	37	20	20	20
SANDIN BLANDEZ, IRENE (55)	21	55	37	28	15	15	25
BENITEZ SILVESTRE, ABEL (15)	22	15	15	15	98	98	15
SILVEN PITA, EDGAR (98)	23	98	98	98	95	41	95
GONZALEZ MAÑANES, MARCO (95)	24	95	95	95	41	95	38
PERIS BOU, DAVID (41)	25	41	41	41	38	38	25
CAMARENA HONRUBIA, PAU (38)	26	38	38	38	6	25	38
LOPEZ BUESO, VICENTE (6)	27	6	6	6	25	6	6
GARCIA CARPUSOR, ALEJANDRO (99)	28	99	99	99	99	99	99
CABALLERO CAMARZANA, MARKEL (84)	29	84	84	84	13	13	
FERNANDEZ JIMENEZ, NICOLAS (13)	30	13	13	13	92	92	
LOPEZ NUÑEZ, IVAN (92)	31	92	92	92			
-	32						
-	33						

**Jefe de cronometraje**
**Orbits**
**Director de Carrera**


**RFME Copa España Minivelocidad**
**Clasificado por vueltas**
**Minimotos 4.2**
**Circuito Internacional Zuera 1,700 km**
**2ª Carrera**
**23/06/2019 13:43**
**Carrera (6:00 y 2 Vueltas) iniciado a 13:54:34**

Pos.	Nº	Nombre	Vtas	Total T*	Dif.1*	Dif. Ant.	Mejor Tm	M.V.	Km/h	Ptos	PEC	Clase	Club	Equipo	Moto
1	14	SANCHEZ LOPEZ, KARIM	7	10:14.133			1:26.784	6	70,520	0	1	Minimotos 4			POLINI
2	77	SARRATE RODRIGUEZ, ALEJANDRO	7	10:19.373	5.240	5.240	1:27.084	2	70,277	0	2	Minimotos 4	Zuera Racing		POLINI
3	46	LUCAS ESTEVE, ALVARO	7	10:19.495	5.362	0.122	1:27.742	7	69,750	0	3	Minimotos 4			POLINI
4	21	POQUET PEREZ, ABRAHAM	7	10:19.831	5.698	0.336	1:27.614	3	69,852	0	4	Minimotos 4			POLINI
5	44	SANCHEZ FUENTES, JOSE MANUEL	7	10:20.065	5.932	0.234	1:27.318	6	70,089	0	5	Minimotos 4			POLINI
6	11	BOCANEGRA BOONE, AYMÓN	7	10:29.145	15.012	9.080	1:28.672	4	69,018	0	6	Minimotos 4			POLINI
7	19	RUIZ ARRANZ, DARIO	7	10:29.262	15.129	0.117	1:28.496	2	69,156	0	7	Minimotos 4	Minivelocidad		POLINI
8	57	BECERRA SANCHEZ, ERIK	7	10:30.793	16.660	1.531	1:28.769	4	68,943	0	8	Minimotos 4	Zuera Racing		POLINI
9	26	ENRIQUEZ ORTEGA, ALBERTO	7	10:31.934	17.801	1.141	1:28.959	7	68,796	0	9	Minimotos 4			POLINI
10	5	GONZALEZ MENEGOLLO, DIEGO ANI	7	10:42.803	28.670	10.869	1:29.247	3	68,574	0	10	Minimotos 4	RACE		POLINI
11	13	FERNANDEZ JIMENEZ, NICOLAS	7	10:45.854	31.721	3.051	1:31.280	6	67,046	0	11	Minimotos 4	Minivelocidad		POLINI
12	83	MARULANDA DAVILA, MATEO	7	10:45.871	31.738	0.017	1:30.694	2	67,480	0	12	Minimotos 4	La Factoria de		POLINI
13	91	SANCHEZ RUIZ, DAVID	7	10:50.850	36.717	4.979	1:31.725	4	66,721	0	13	Minimotos 4	C.D. Motos Silk		POLINI
14	33	PEREZ CEBRIAN, JOSE	7	10:51.177	37.044	0.327	1:31.685	5	66,750	0	14	Minimotos 4	CIV MotorSpor		POLINI
15	34	MORAL ZARATE, YAIZA	7	10:51.482	37.349	0.305	1:31.698	5	66,741	0	15	Minimotos 4	A. D. Aragon Sj		POLINI
16	37	STEBLIN , MARK	7	10:58.418	44.285	6.936	1:31.465	7	66,911	0	16	Minimotos 4	Minivelocidad		POLINI
17	95	GONZALEZ MAÑANES, MARCO	7	11:05.627	51.494	7.209	1:33.004	5	65,804	0	17	Minimotos 4			POLINI
18	55	SANDIN BLANDEZ, IRENE	7	11:08.904	54.771	3.277	1:32.253	6	66,339	0	18	Minimotos 4			POLINI
19	20	ALONSO DRUEZ, DAMIAN	7	11:10.286	56.153	1.382	1:34.049	3	65,072	0	19	Minimotos 4			POLINI
20	98	SILVEN PITA, EDGAR	7	11:17.886	1:03.753	7.600	1:34.487	2	64,771	0	20	Minimotos 4	Motoclub V.F.M		POLINI
21	15	BENITEZ SILVESTRE, ABEL	7	11:20.055	1:05.922	2.169	1:35.334	5	64,195	0	21	Minimotos 4			POLINI
22	28	AGUILERA BUDGINAITE, RAFAEL	7	11:20.295	1:06.162	0.240	1:35.449	7	64,118	0	22	Minimotos 4			POLINI
23	92	LOPEZ NUÑEZ, IVAN	7	11:20.817	1:06.684	0.522	1:35.703	2	63,948	0	23	Minimotos 4			POLINI
24	38	CAMARENA HONRUBIA, PAU	7	11:28.922	1:14.789	8.105	1:33.973	5	65,125	0	24	Minimotos 4	Circuito del M		POLINI
25	84	CABALLERO CAMARZANA, MARKEL	7	11:38.979	1:24.846	10.057	1:36.387	7	63,494	0	25	Minimotos 4	Fly Group Mc.		POLINI
26	41	PERIS BOU, DAVID	7	11:39.004	1:24.871	0.025	1:36.296	3	63,554	0	26	Minimotos 4	Ctat. Albaida		POLINI
27	99	GARCIA CARPUSOR, ALEJANDRO	7	11:55.147	1:41.014	16.143	1:38.866	4	61,902	0	27	Minimotos 4	CM Arnau Raci		POLINI
28	27	ALES CALATRAVA, IZAN	6	11:15.290	1 Vuelta	1 Vuelta	1:30.673	4	67,495	0	28	Minimotos 4			POLINI
<b>No clasificado</b>															
NT	29	CLIMENT CANTOS, DANIEL	5	7:25.204	NT		1:27.483	2	69,956	0	NT	Minimotos 4	Ctat. Albaida		POLINI
NT	22	BLANCO VAQUERO, LEO	4	7:26.512	NT		1:49.317	4	55,984	0	NT	Minimotos 4			POLINI
NT	47	DA SILVA COELHO, ERIC	2	3:08.044	NT		1:30.376	2	67,717	0	NT	Minimotos 4			POLINI
NT	25	BADIA MARIN, BRIAN		4.204	NT			0	-	0	NT	Minimotos 4	Club de Motoc		POLINI
NT	6	LOPEZ BUESO, VICENTE			NT			0	-	0	NT	Minimotos 4	CM Arnau Raci		POLINI

Márgen de victoria	Velocidad media	Mejor t° de vuelta	Mejor Vel.	Mejor vuelta para
5.240	69,757	1:26.784	70,520	14 - SANCHEZ LOPEZ, KARIM

**Jefe de cronometraje**
**Orbits**
**Director de Carrera**




# RFME Copa España Minivelocidad

Minimotos 4.2

Circuito Internacional Zuera 1,700 km

2ª Carrera

23/06/2019 13:43

Carrera (6:00 y 2 Vueltas) iniciado a 13:54:34

Lap	Lap Tm	Diff	Time of Day
<b>(14) SANCHEZ LOPEZ, KARIM</b>			
1	1:31.018	+4.234	13:56:06.334
2	1:26.988	+0.204	13:57:33.322
3	1:26.916	+0.132	13:59:00.238
4	1:27.227	+0.443	14:00:27.465
5	1:27.058	+0.274	14:01:54.523
6	1:26.784		14:03:21.307
7	1:26.960	+0.176	14:04:48.267
<b>(77) SARRATE RODRIGUEZ, ALEJANDRO</b>			
1	1:31.478	+4.394	13:56:07.931
2	1:27.084		13:57:35.015
3	1:27.761	+0.677	13:59:02.776
4	1:27.521	+0.437	14:00:30.297
5	1:28.046	+0.962	14:01:58.343
6	1:27.660	+0.576	14:03:26.003
7	1:27.504	+0.420	14:04:53.507
<b>(46) LUCAS ESTEVE, ALVARO</b>			
1	1:30.648	+2.906	13:56:06.451
2	1:27.744	+0.002	13:57:34.195
3	1:27.915	+0.173	13:59:02.110
4	1:27.983	+0.241	14:00:30.093
5	1:28.027	+0.285	14:01:58.120
6	1:27.767	+0.025	14:03:25.887
7	1:27.742		14:04:53.629
<b>(21) POQUET PEREZ, ABRAHAM</b>			
1	1:30.559	+2.945	13:56:07.112
2	1:27.662	+0.048	13:57:34.774
3	1:27.614		13:59:02.388
4	1:27.723	+0.109	14:00:30.111
5	1:28.054	+0.440	14:01:58.165
6	1:27.920	+0.306	14:03:26.085
7	1:27.880	+0.266	14:04:53.965
<b>(44) SANCHEZ FUENTES, JOSE MANUEL</b>			
1	1:31.091	+3.773	13:56:07.552
2	1:27.455	+0.137	13:57:35.007
3	1:27.947	+0.629	13:59:02.954
4	1:28.115	+0.797	14:00:31.069
5	1:28.260	+0.942	14:01:59.329
6	1:27.318		14:03:26.647
7	1:27.552	+0.234	14:04:54.199
<b>(11) BOCANEGRA BOONE, AYMÓN</b>			
1	1:32.221	+3.549	13:56:09.477
2	1:29.017	+0.345	13:57:38.494
3	1:28.929	+0.257	13:59:07.423
4	1:28.672		14:00:36.095
5	1:29.047	+0.375	14:02:05.142
6	1:28.833	+0.161	14:03:33.975
7	1:29.304	+0.632	14:05:03.279
<b>(19) RUIZ ARRANZ, DARIO</b>			
1	1:31.215	+2.719	13:56:08.605
2	1:28.496		13:57:37.101
3	1:29.136	+0.640	13:59:06.237
4	1:29.854	+1.358	14:00:36.091
5	1:29.252	+0.756	14:02:05.343
6	1:29.053	+0.557	14:03:34.396
7	1:29.000	+0.504	14:05:03.396
<b>(57) BECERRA SANCHEZ, ERIK</b>			
1	1:31.403	+2.634	13:56:09.205

Lap	Lap Tm	Diff	Time of Day
2	1:29.444	+0.675	13:57:38.649
3	1:29.344	+0.575	13:59:07.993
4	1:28.769		14:00:36.762
5	1:28.945	+0.176	14:02:05.707
6	1:29.736	+0.967	14:03:35.443
7	1:29.484	+0.715	14:05:04.927
<b>(26) ENRIQUEZ ORTEGA, ALBERTO</b>			
1	1:31.421	+2.462	13:56:09.544
2	1:29.893	+0.934	13:57:39.437
3	1:29.256	+0.297	13:59:08.693
4	1:29.554	+0.595	14:00:38.247
5	1:29.655	+0.696	14:02:07.902
6	1:29.207	+0.248	14:03:37.109
7	1:28.959		14:05:06.068
<b>(5) GONZALEZ MENEGOLLO, DIEGO ANDRES</b>			
1	1:32.285	+3.038	13:56:10.003
2	1:29.346	+0.099	13:57:39.349
3	1:29.247		13:59:08.596
4	1:29.553	+0.306	14:00:38.149
5	1:29.646	+0.399	14:02:07.795
6	1:38.523	+9.276	14:03:46.318
7	1:30.619	+1.372	14:05:16.937
<b>(13) FERNANDEZ JIMENEZ, NICOLAS</b>			
1	1:32.652	+1.372	13:56:10.827
2	1:31.340	+0.060	13:57:42.167
3	1:32.059	+0.779	13:59:14.226
4	1:31.703	+0.423	14:00:45.929
5	1:31.315	+0.035	14:02:17.244
6	1:31.280		14:03:48.524
7	1:31.464	+0.184	14:05:19.988
<b>(83) MARULANDA DAVILA, MATEO</b>			
1	1:32.764	+2.070	13:56:11.785
2	1:30.694		13:57:42.479
3	1:32.343	+1.649	13:59:14.822
4	1:31.703	+1.009	14:00:46.525
5	1:30.916	+0.222	14:02:17.441
6	1:31.138	+0.444	14:03:48.579
7	1:31.426	+0.732	14:05:20.005
<b>(91) SANCHEZ RUIZ, DAVID</b>			
1	1:33.696	+1.971	13:56:13.367
2	1:31.872	+0.147	13:57:45.239
3	1:32.291	+0.566	13:59:17.530
4	1:31.725		14:00:49.255
5	1:31.781	+0.056	14:02:21.036
6	1:31.883	+0.158	14:03:52.919
7	1:32.065	+0.340	14:05:24.984
<b>(33) PEREZ CEBRIAN, JOSE</b>			
1	1:33.936	+2.251	13:56:13.135
2	1:31.975	+0.290	13:57:45.110
3	1:32.315	+0.630	13:59:17.425
4	1:32.210	+0.525	14:00:49.635
5	1:31.685		14:02:21.320
6	1:32.128	+0.443	14:03:53.448
7	1:31.863	+0.178	14:05:25.311
<b>(34) MORAL ZARATE, YAIZA</b>			
1	1:33.720	+2.022	13:56:13.628
2	1:31.867	+0.169	13:57:45.495
3	1:32.160	+0.462	13:59:17.655
4	1:32.025	+0.327	14:00:49.680

Lap	Lap Tm	Diff	Time of Day
5	1:31.698		14:02:21.378
6	1:32.146	+0.448	14:03:53.524
7	1:32.092	+0.394	14:05:25.616
<b>(37) STEBLIN, MARK</b>			
1	1:37.260	+5.795	13:56:17.634
2	1:33.396	+1.931	13:57:51.030
3	1:33.112	+1.647	13:59:24.142
4	1:33.321	+1.856	14:00:57.463
5	1:32.038	+0.573	14:02:29.501
6	1:31.586	+0.121	14:04:01.087
7	1:31.465		14:05:32.552
<b>(95) GONZALEZ MAÑANES, MARCO</b>			
1	1:36.000	+2.996	13:56:16.112
2	1:34.452	+1.448	13:57:50.564
3	1:34.106	+1.102	13:59:24.670
4	1:33.776	+0.772	14:00:58.446
5	1:33.004		14:02:31.450
6	1:33.883	+0.879	14:04:05.333
7	1:34.428	+1.424	14:05:39.761
<b>(55) SANDIN BLANDEZ, IRENE</b>			
1	1:42.039	+9.786	13:56:22.239
2	1:32.574	+0.321	13:57:54.813
3	1:36.055	+3.802	13:59:30.868
4	1:34.440	+2.187	14:01:05.308
5	1:32.926	+0.673	14:02:38.234
6	1:32.253		14:04:10.487
7	1:32.551	+0.298	14:05:43.038
<b>(20) ALONSO DRUEZ, DAMIAN</b>			
1	1:36.053	+2.004	13:56:16.075
2	1:34.839	+0.790	13:57:50.914
3	1:34.049		13:59:24.963
4	1:34.050	+0.001	14:00:59.013
5	1:34.113	+0.064	14:02:33.126
6	1:35.887	+1.838	14:04:09.013
7	1:35.407	+1.358	14:05:44.420
<b>(98) SILVEN PITA, EDGAR</b>			
1	1:39.726	+5.239	13:56:20.323
2	1:34.487		13:57:54.810
3	1:36.467	+1.980	13:59:31.277
4	1:35.987	+1.500	14:01:07.264
5	1:35.169	+0.682	14:02:42.433
6	1:34.905	+0.418	14:04:17.338
7	1:34.682	+0.195	14:05:52.020
<b>(15) BENITEZ SILVESTRE, ABEL</b>			
1	1:37.458	+2.124	13:56:17.592
2	1:36.287	+0.953	13:57:53.879
3	1:36.639	+1.305	13:59:30.518
4	1:36.437	+1.103	14:01:06.955
5	1:35.334		14:02:42.289
6	1:36.018	+0.684	14:04:18.307
7	1:35.882	+0.548	14:05:54.189
<b>(28) AGUILERA BUDGINAITE, RAFAEL</b>			
1	1:38.380	+2.931	13:56:18.933
2	1:35.568	+0.119	13:57:54.501
3	1:36.274	+0.825	13:59:30.775
4	1:36.657	+1.208	14:01:07.432
5	1:35.825	+0.376	14:02:43.257
6	1:35.723	+0.274	14:04:18.980
7	1:35.449		14:05:54.429

Jefe de cronometraje

Director de Carrera

Orbits





## RFME Copa España Minivelocidad

Minimotos 4.2

Circuito Internacional Zuera 1,700 km

2ª Carrera

23/06/2019 13:43

Carrera (6:00 y 2 Vueltas) iniciado a 13:54:34

Lap	Lap Tm	Diff	Time of Day
<b>(92) LOPEZ NUÑEZ, IVAN</b>			
1	1:38.132	+2.429	13:56:18.282
2	1:35.703		13:57:53.985
3	1:36.538	+0.835	13:59:30.523
4	1:36.533	+0.830	14:01:07.056
5	1:35.887	+0.184	14:02:42.943
6	1:35.814	+0.111	14:04:18.757
7	1:36.194	+0.491	14:05:54.951

Lap	Lap Tm	Diff	Time of Day
<b>(38) CAMARENA HONRUBIA, PAU</b>			
1	1:44.202	+10.229	13:56:24.926
2	1:36.087	+2.114	13:58:01.013
3	1:36.441	+2.468	13:59:37.454
4	1:35.708	+1.735	14:01:13.162
5	1:33.973		14:02:47.135
6	1:36.863	+2.890	14:04:23.998
7	1:39.058	+5.085	14:06:03.056

Lap	Lap Tm	Diff	Time of Day
<b>(84) CABALLERO CAMARZANA, MARKEL</b>			
1	1:45.417	+9.030	13:56:26.351
2	1:39.151	+2.764	13:58:05.502
3	1:38.499	+2.112	13:59:44.001
4	1:37.818	+1.431	14:01:21.819
5	1:38.019	+1.632	14:02:59.838
6	1:36.888	+0.501	14:04:36.726
7	1:36.387		14:06:13.113

Lap	Lap Tm	Diff	Time of Day
<b>(41) PERIS BOU, DAVID</b>			
1	1:52.752	+16.456	13:56:33.191
2	1:37.030	+0.734	13:58:10.221
3	1:36.296		13:59:46.517
4	1:37.209	+0.913	14:01:23.726
5	1:36.375	+0.079	14:03:00.101
6	1:36.453	+0.157	14:04:36.554
7	1:36.584	+0.288	14:06:13.138

Lap	Lap Tm	Diff	Time of Day
<b>(99) GARCIA CARPUSOR, ALEJANDRO</b>			
1	1:42.495	+3.629	13:56:23.683
2	1:39.624	+0.758	13:58:03.307
3	1:41.501	+2.635	13:59:44.808
4	1:38.866		14:01:23.674
5	1:41.109	+2.243	14:03:04.783
6	1:42.109	+3.243	14:04:46.892
7	1:42.389	+3.523	14:06:29.281

Lap	Lap Tm	Diff	Time of Day
<b>(27) ALES CALATRAVA, IZAN</b>			
1	1:30.804	+0.131	13:58:11.839
2	1:32.273	+1.600	13:59:44.112
3	1:30.743	+0.070	14:01:14.855
4	1:30.673		14:02:45.528
5	1:32.059	+1.386	14:04:17.587
6	1:31.837	+1.164	14:05:49.424

Lap	Lap Tm	Diff	Time of Day
<b>(29) CLIMENT CANTOS, DANIEL</b>			
1	1:30.008	+2.525	13:56:06.800
2	1:27.483		13:57:34.283
3	1:28.256	+0.773	13:59:02.539
4	1:28.158	+0.675	14:00:30.697
5	1:28.641	+1.158	14:01:59.338

Lap	Lap Tm	Diff	Time of Day
<b>(22) BLANCO VAQUERO, LEO</b>			
1	1:50.319	+1.002	13:56:31.172
2	1:49.565	+0.248	13:58:20.737
3	1:50.592	+1.275	14:00:11.329
4	1:49.317		14:02:00.646

Lap	Lap Tm	Diff	Time of Day
<b>(47) DA SILVA COELHO, ERIC</b>			
1	1:32.964	+2.588	13:56:11.802
2	1:30.376		13:57:42.178

Lap	Lap Tm	Diff	Time of Day
-----	--------	------	-------------

Jefe de cronometraje

Director de Carrera

Orbits



# RFME Copa España Minivelocidad

# Vuelta a vuelta

**Minimotos 4.2**

**Circuito Internacional Zuera 1,700 km**

**2ª Carrera**

**23/06/2019 13:43**

**Carrera (6:00 y 2 Vueltas) iniciado a 13:54:34**

Competidores	Vueltas							
	0	1	2	3	4	5	6	7
SANCHEZ LOPEZ, KARIM (14)	1	14	14	14	14	14	14	14
LUCAS ESTEVE, ALVARO (46)	2	46	46	46	46	46	46	77
SARRATE RODRIGUEZ, ALEJANDRO (77)	3	77	29	29	21	21	21	77 46
SANCHEZ FUENTES, JOSE MANUEL (44)	4	44	21	21	29	77	77	21 21
POQUET PEREZ, ABRAHAM (21)	5	21	44	44	77	29	44	44 44
CLIMENT CANTOS, DANIEL (29)	6	29	77	77	44	44	29	11 11
BOCANEGRA BOONE, AYMÓN (11)	7	11	19	19	19	19	11	19 19
RUIZ ARRANZ, DARIO (19)	8	19	57	11	11	11	19	57 57
GONZALEZ MENEGOLLO, DIEGO ANDRES (5)	9	5	11	57	57	57	57	26 26
BECERRA SANCHEZ, ERIK (57)	10	57	26	5	5	5	5	5 5
ENRIQUEZ ORTEGA, ALBERTO (26)	11	26	5	26	26	26	26	13 13
FERNANDEZ JIMENEZ, NICOLAS (13)	12	13	13	13	13	13	13	83 83
BADIA MARIN, BRIAN (25)	13	25	83	47	83	83	83	91 91
DA SILVA COELHO, ERIC (47)	14	47	47	83	33	91	91	33 33
MARULANDA DAVILA, MATEO (83)	15	83	33	33	91	33	33	34 34
PEREZ CEBRIAN, JOSE (33)	16	33	91	91	34	34	34	37 37
SANCHEZ RUIZ, DAVID (91)	17	91	34	34	37	37	37	95 95
MORAL ZARATE, YAIZA (34)	18	34	20	95	95	95	95	20 55
ALONSO DRUEZ, DAMIAN (20)	19	20	95	20	20	20	20	55 20
GONZALEZ MAÑANES, MARCO (95)	20	95	15	37	15	55	55	98 98
BENITEZ SILVESTRE, ABEL (15)	21	15	37	15	92	15	15	15 15
LOPEZ NUÑEZ, IVAN (92)	22	92	92	92	28	92	98	92 28
SANDIN BLANDEZ, IRENE (55)	23	55	28	28	55	98	92	28 92
STEBLIN, MARK (37)	24	37	98	98	98	28	28	38 38
PERIS BOU, DAVID (41)	25	41	55	55	38	38	38	41 84
AGUILERA BUDGINAITE, RAFAEL (28)	26	28	99	38	84	84	84	84 41
SILVEN PITA, EDGAR (98)	27	98	38	99	99	99	41	99 99
CAMARENA HONRUBIA, PAU (38)	28	38	84	84	41	41	99	27
BLANCO VAQUERO, LEO (22)	29	22	22	41	22	22	27	
CABALLERO CAMARZANA, MARKEL (84)	30	84	41	22	27	27		
GARCIA CARPUSOR, ALEJANDRO (99)	31	99	27	27				
ALES CALATRAVA, IZAN (27)	32	27						
-	33							

Jefe de cronometraje

Orbits

Director de Carrera



**RFME Copa España Minivelocidad**
**Clasificado por mejor tiempo de vuelta**
**MiniGP 70 2T**
**Circuito Internacional Zuera 1,700 km**
**Entrenos Cronos 1**
**23/06/2019 09:32**
**Clasificación (12:00 Tiempo) iniciado a 9:31:30**

Pos.	Nº	Nombre	Mejor Tm	Dif.1º	Dif.Ant	MV	Vtas.	Km/h	Moto	Club
1	35	BERNAL ARNAL, MIGUEL	1:13.300			9	10	83,492	CORSE	
2	30	MONTERO SUAREZ, ABRAHAN	1:13.793	0.493	0.493	10	10	82,935	CORSE	
3	54	RIOS MALDONADO, JESUS	1:14.088	0.788	0.295	7	7	82,604	CORSE	
4	24	LOPEZ CASTAÑEDA, JHON ALEXANDER	1:14.267	0.967	0.179	10	10	82,405	CORSE	Moto Club Plus I
5	12	DONOSO RODRIGO, ADRIANO	1:14.689	1.389	0.422	4	10	81,940	CORSE	
6	15	RAMOS REIS, MARTIM MARCO	1:14.923	1.623	0.234	8	10	81,684	CORSE	
7	16	LECETA PINTADO, PABLO	1:14.954	1.654	0.031	7	10	81,650	CORSE	
8	23	RODRIGUEZ MENDEZ, MIGUEL	1:15.481	2.181	0.527	7	9	81,080		Circuito del Mot
9	31	BLAZQUEZ LOPEZ, ROBERTO	1:16.542	3.242	1.061	6	10	79,956	CORSE	
10	97	BERNABEU MARQUES, IVAN	1:16.731	3.431	0.189	7	8	79,759	CORSE	
11	93	HERNANDEZ TEBAR, MATEO	1:18.706	5.406	1.975	5	9	77,758	CORSE	
12	44	DAVILA LORENZO, MANUEL	1:18.974	5.674	0.268	9	9	77,494	CORSE	
13	36	ESPINOS ALEMANY, JORDI	1:24.575	11.275	5.601	9	9	72,362		CM Arnau Racin
14	50	MARTINEZ SANCHEZ, VALERIA	1:25.593	12.293	1.018	9	9	71,501	CORSE	

Márgen de victoria	Velocidad media	Mejor tº de vuelta	Mejor Vel.	Mejor vuelta para
14.840	80,345	1:13.300	83,492	35 - BERNAL ARNAL, MIGUEL

**Jefe de cronometraje**
**Orbits**
**Director de Carrera**


# RFME Copa España Minivelocidad

MiniGP 70 2T

Circuito Internacional Zuera 1,700 km

Entrenos Cronos 1

23/06/2019 09:32

Clasificación (12:00 Tiempo) iniciado a 9:31:30

Lap	Lap Tm	Diff	Time of Day
<b>(35) BERNALARNAL, MIGUEL</b>			
1			9:33:06.824
2	<b>1:15.052</b>	+1.752	9:34:21.876
3	<b>1:14.320</b>	+1.020	9:35:36.196
4	<b>1:14.116</b>	+0.816	9:36:50.312
5	<b>1:13.492</b>	+0.192	9:38:03.804
6	<b>1:13.885</b>	+0.585	9:39:17.689
7	<b>1:14.143</b>	+0.843	9:40:31.832
8	<b>1:13.441</b>	+0.141	9:41:45.273
9	<b>1:13.300</b>		9:42:58.573
10	<b>1:13.469</b>	+0.169	9:44:12.042

Lap	Lap Tm	Diff	Time of Day
<b>(30) MONTERO SUAREZ, ABRAHAN</b>			
1			9:33:18.037
2	<b>1:15.862</b>	+2.069	9:34:33.899
3	<b>1:14.085</b>	+0.292	9:35:47.984
4	<b>1:14.377</b>	+0.584	9:37:02.361
5	<b>1:15.742</b>	+1.949	9:38:18.103
6	<b>1:14.963</b>	+1.170	9:39:33.066
7	<b>1:14.167</b>	+0.374	9:40:47.233
8	<b>1:13.879</b>	+0.086	9:42:01.112
9	<b>1:14.463</b>	+0.670	9:43:15.575
10	<b>1:13.793</b>		9:44:29.368

Lap	Lap Tm	Diff	Time of Day
<b>(54) RIOS MALDONADO, JESUS</b>			
1			9:36:07.965
2	<b>1:16.408</b>	+2.320	9:37:24.373
3	<b>1:15.268</b>	+1.180	9:38:39.641
4	<b>1:14.690</b>	+0.602	9:39:54.331
5	<b>1:14.292</b>	+0.204	9:41:08.623
6	<b>1:15.707</b>	+1.619	9:42:24.330
7	<b>1:14.088</b>		9:43:38.418

Lap	Lap Tm	Diff	Time of Day
<b>(24) LOPEZ CASTAÑEDA, JHON ALEXANDER</b>			
1			9:33:06.963
2	<b>1:17.478</b>	+3.211	9:34:24.441
3	<b>1:15.685</b>	+1.418	9:35:40.126
4	<b>1:15.528</b>	+1.261	9:36:55.654
5	<b>1:15.012</b>	+0.745	9:38:10.666
6	<b>1:15.124</b>	+0.857	9:39:25.790
7	<b>1:14.890</b>	+0.623	9:40:40.680
8	<b>1:16.950</b>	+2.683	9:41:57.630
9	<b>1:15.200</b>	+0.933	9:43:12.830
10	<b>1:14.267</b>		9:44:27.097

Lap	Lap Tm	Diff	Time of Day
<b>(12) DONOSO RODRIGO, ADRIANO</b>			
1			9:33:07.801
2	<b>1:18.065</b>	+3.376	9:34:25.866
3	<b>1:15.392</b>	+0.703	9:35:41.258
4	<b>1:14.689</b>		9:36:55.947
5	<b>1:14.901</b>	+0.212	9:38:10.848
6	<b>1:14.833</b>	+0.144	9:39:25.681
7	<b>1:15.033</b>	+0.344	9:40:40.714
8	<b>1:16.471</b>	+1.782	9:41:57.185
9	<b>1:14.955</b>	+0.266	9:43:12.140
10	<b>1:14.742</b>	+0.053	9:44:26.882

Lap	Lap Tm	Diff	Time of Day
<b>(15) RAMOS REIS, MARTIM MARCO</b>			
1			9:33:06.849
2	<b>1:18.981</b>	+4.058	9:34:25.830
3	<b>1:17.615</b>	+2.692	9:35:43.445
4	<b>1:17.210</b>	+2.287	9:37:00.655
5	<b>1:17.283</b>	+2.360	9:38:17.938
6	<b>1:16.083</b>	+1.160	9:39:34.021
7	<b>1:15.309</b>	+0.386	9:40:49.330

Lap	Lap Tm	Diff	Time of Day
8	<b>1:14.923</b>		9:42:04.253
9	<b>1:17.410</b>	+2.487	9:43:21.663
10	<b>1:15.424</b>	+0.501	9:44:37.087

Lap	Lap Tm	Diff	Time of Day
<b>(16) LECETA PINTADO, PABLO</b>			
1			9:33:08.908
2	<b>1:18.940</b>	+3.986	9:34:27.848
3	<b>1:16.835</b>	+1.881	9:35:44.683
4	<b>1:16.036</b>	+1.082	9:37:00.719
5	<b>1:17.310</b>	+2.356	9:38:18.029
6	<b>1:15.488</b>	+0.534	9:39:33.517
7	<b>1:14.954</b>		9:40:48.471
8	<b>1:15.495</b>	+0.541	9:42:03.966
9	<b>1:16.973</b>	+2.019	9:43:20.939
10	<b>1:15.612</b>	+0.658	9:44:36.551

Lap	Lap Tm	Diff	Time of Day
<b>(23) RODRIGUEZ MENDEZ, MIGUEL</b>			
1			9:33:27.515
2	<b>1:19.882</b>	+4.401	9:34:47.397
3	<b>1:18.478</b>	+2.997	9:36:05.875
4	<b>1:17.316</b>	+1.835	9:37:23.191
5	<b>1:17.175</b>	+1.694	9:38:40.366
6	<b>1:16.295</b>	+0.814	9:39:56.661
7	<b>1:15.481</b>		9:41:12.142
8	<b>1:15.794</b>	+0.313	9:42:27.936
9	<b>1:16.137</b>	+0.656	9:43:44.073

Lap	Lap Tm	Diff	Time of Day
<b>(31) BLAZQUEZ LOPEZ, ROBERTO</b>			
1			9:33:09.158
2	<b>1:18.675</b>	+2.133	9:34:27.833
3	<b>1:19.521</b>	+2.979	9:35:47.354
4	<b>1:16.933</b>	+0.391	9:37:04.287
5	<b>1:16.667</b>	+0.125	9:38:20.954
6	<b>1:16.542</b>		9:39:37.496
7	<b>1:16.807</b>	+0.265	9:40:54.303
8	<b>1:16.963</b>	+0.421	9:42:11.266
9	<b>1:17.199</b>	+0.657	9:43:28.465
10	<b>1:18.419</b>	+1.877	9:44:46.884

Lap	Lap Tm	Diff	Time of Day
<b>(97) BERNABEU MARQUES, IVAN</b>			
1			9:33:33.219
2	<b>1:22.902</b>	+6.171	9:34:56.121
3	<b>1:18.961</b>	+2.230	9:36:15.082
4	<b>1:18.061</b>	+1.330	9:37:33.143
5	<b>1:17.119</b>	+0.388	9:38:50.262
6	<b>3:23.441</b>	+2:06.710	9:42:13.703
7	<b>1:16.731</b>		9:43:30.434
8	<b>1:19.195</b>	+2.464	9:44:49.629

Lap	Lap Tm	Diff	Time of Day
<b>(93) HERNANDEZ TEBAR, MATEO</b>			
1			9:33:10.969
2	<b>1:24.204</b>	+5.498	9:34:35.173
3	<b>1:20.698</b>	+1.992	9:35:55.871
4	<b>1:20.074</b>	+1.368	9:37:15.945
5	<b>1:18.706</b>		9:38:34.651
6	<b>1:22.076</b>	+3.370	9:39:56.727
7	<b>1:18.778</b>	+0.072	9:41:15.505
8	<b>1:19.066</b>	+0.360	9:42:34.571
9	<b>1:18.914</b>	+0.208	9:43:53.485

Lap	Lap Tm	Diff	Time of Day
<b>(44) DAVILA LORENZO, MANUEL</b>			
1			9:33:07.656
2	<b>1:20.068</b>	+1.094	9:34:27.724
3	<b>1:19.856</b>	+0.882	9:35:47.580
4	<b>1:19.096</b>	+0.122	9:37:06.676
5	<b>1:18.993</b>	+0.019	9:38:25.669

Lap	Lap Tm	Diff	Time of Day
6	<b>1:20.512</b>	+1.538	9:39:46.181
7	<b>1:20.173</b>	+1.199	9:41:06.354
8	<b>1:19.380</b>	+0.406	9:42:25.734
9	<b>1:18.974</b>		9:43:44.708

Lap	Lap Tm	Diff	Time of Day
<b>(36) ESPINOS ALEMANY, JORDI</b>			
1			9:33:16.855
2	<b>1:28.730</b>	+4.155	9:34:45.585
3	<b>1:26.660</b>	+2.085	9:36:12.245
4	<b>1:27.258</b>	+2.683	9:37:39.503
5	<b>1:27.435</b>	+2.860	9:39:06.938
6	<b>1:27.074</b>	+2.499	9:40:34.012
7	<b>1:26.279</b>	+1.704	9:42:00.291
8	<b>1:25.443</b>	+0.868	9:43:25.734
9	<b>1:24.575</b>		9:44:50.309

Lap	Lap Tm	Diff	Time of Day
<b>(50) MARTINEZ SANCHEZ, VALERIA</b>			
1			9:33:16.543
2	<b>1:29.103</b>	+3.510	9:34:45.646
3	<b>1:27.973</b>	+2.380	9:36:13.619
4	<b>1:26.631</b>	+1.038	9:37:40.250
5	<b>1:27.237</b>	+1.644	9:39:07.487
6	<b>1:26.856</b>	+1.263	9:40:34.343
7	<b>1:25.759</b>	+0.166	9:42:00.102
8	<b>1:26.386</b>	+0.793	9:43:26.488
9	<b>1:25.593</b>		9:44:52.081

RFME Copa España Minivelocidad

Clasificado por mejor tiempo de vuelta

MiniGP 70 2T

Circuito Internacional Zuera 1,700 km

Entrenos Cronos 2

23/06/2019 10:58

Clasificación (12:00 Tiempo) iniciado a 10:54:45

Pos.	Nº	Nombre	Mejor Tm	Dif.1º	Dif.Ant	MV	Vtas.	Km/h	Moto	Club
1	30	MONTERO SUAREZ, ABRAHAN	1:13.192			5	9	83,616	CORSE	
2	54	RIOS MALDONADO, JESUS	1:13.731	0.539	0.539	2	10	83,004	CORSE	
3	35	BERNAL ARNAL, MIGUEL	1:13.783	0.591	0.052	5	5	82,946	CORSE	
4	12	DONOSO RODRIGO, ADRIANO	1:14.653	1.461	0.870	4	7	81,979	CORSE	
5	16	LECETA PINTADO, PABLO	1:15.065	1.873	0.412	7	8	81,529	CORSE	
6	24	LOPEZ CASTAÑEDA, JHON ALEXANDER	1:15.065	1.873		3	8	81,529	CORSE	Moto Club Plus I
7	23	RODRIGUEZ MENDEZ, MIGUEL	1:15.165	1.973	0.100	10	10	81,421		Circuito del Mot
8	15	RAMOS REIS, MARTIM MARCO	1:15.373	2.181	0.208	10	10	81,196	CORSE	
9	97	BERNABEU MARQUES, IVAN	1:15.597	2.405	0.224	10	10	80,956	CORSE	
10	31	BLAZQUEZ LOPEZ, ROBERTO	1:15.675	2.483	0.078	3	10	80,872	CORSE	
11	93	HERNANDEZ TEBAR, MATEO	1:16.674	3.482	0.999	9	9	79,818	CORSE	
12	44	DAVILA LORENZO, MANUEL	1:18.632	5.440	1.958	5	9	77,831	CORSE	
13	36	ESPINOS ALEMANY, JORDI	1:24.615	11.423	5.983	6	6	72,328		CM Arnau Racin
14	50	MARTINEZ SANCHEZ, VALERIA	1:25.799	12.607	1.184	8	9	71,330	CORSE	

Márgen de victoria	Velocidad media	Mejor tº de vuelta	Mejor Vel.	Mejor vuelta para
10.493	80,306	1:13.192	83,616	30 - MONTERO SUAREZ, ABRAHAN

Jefe de cronometraje

Orbits

Director de Carrera



# RFME Copa España Minivelocidad

MiniGP 70 2T

Circuito Internacional Zuera 1,700 km

Entrenos Cronos 2

23/06/2019 10:58

Clasificación (12:00 Tiempo) iniciado a 10:54:45

Lap	Lap Tm	Diff	Time of Day
<b>(30) MONTERO SUAREZ, ABRAHAN</b>			
1			10:56:51.117
2	1:13.674	+0.482	10:58:04.791
3	1:13.889	+0.697	10:59:18.680
4	1:13.423	+0.231	11:00:32.103
5	1:13.192		11:01:45.295
6	1:13.474	+0.282	11:02:58.769
7	1:13.365	+0.173	11:04:12.134
8	1:13.643	+0.451	11:05:25.777
9	1:13.706	+0.514	11:06:39.483

Lap	Lap Tm	Diff	Time of Day
<b>(54) RIOS MALDONADO, JESUS</b>			
1			10:56:20.116
2	1:13.731		10:57:33.847
3	1:13.838	+0.107	10:58:47.685
4	1:14.138	+0.407	11:00:01.823
5	1:14.317	+0.586	11:01:16.140
6	1:13.850	+0.119	11:02:29.990
7	1:14.180	+0.449	11:03:44.170
8	1:14.635	+0.904	11:04:58.805
9	1:14.113	+0.382	11:06:12.918
10	1:14.186	+0.455	11:07:27.104

Lap	Lap Tm	Diff	Time of Day
<b>(35) BERNAL ARNAL, MIGUEL</b>			
1			10:56:19.617
2	1:13.794	+0.011	10:57:33.411
3	1:13.849	+0.066	10:58:47.260
4	1:13.784	+0.001	11:00:01.044
5	1:13.783		11:01:14.827

Lap	Lap Tm	Diff	Time of Day
<b>(12) DONOSO RODRIGO, ADRIANO</b>			
1			11:00:08.482
2	1:15.061	+0.408	11:01:23.543
3	1:14.693	+0.040	11:02:38.236
4	1:14.653		11:03:52.889
5	1:16.975	+2.322	11:05:09.864
6	1:16.183	+1.530	11:06:26.047
7	1:14.833	+0.180	11:07:40.880

Lap	Lap Tm	Diff	Time of Day
<b>(16) LECETA PINTADO, PABLO</b>			
1			10:56:11.219
2	1:15.502	+0.437	10:57:26.721
3	1:15.342	+0.277	10:58:42.063
4	1:16.152	+1.087	10:59:58.215
5	1:18.156	+3.091	11:01:16.371
6	1:15.149	+0.084	11:02:31.520
7	1:15.065		11:03:46.585
8	3:41.641	+2:26.576	11:07:28.226

Lap	Lap Tm	Diff	Time of Day
<b>(24) LOPEZ CASTAÑEDA, JHON ALEXANDER</b>			
1			10:56:10.468
2	1:15.772	+0.707	10:57:26.240
3	1:15.065		10:58:41.305
4	3:03.626	+1:48.561	11:01:44.931
5	1:15.818	+0.753	11:03:00.749
6	1:15.552	+0.487	11:04:16.301
7	1:15.331	+0.266	11:05:31.632
8	1:15.617	+0.552	11:06:47.249

Lap	Lap Tm	Diff	Time of Day
<b>(23) RODRIGUEZ MENDEZ, MIGUEL</b>			
1			10:56:14.356
2	1:16.524	+1.359	10:57:30.880
3	1:15.896	+0.731	10:58:46.776
4	1:15.757	+0.592	11:00:02.533
5	1:15.340	+0.175	11:01:17.873

Lap	Lap Tm	Diff	Time of Day
6	1:16.098	+0.933	11:02:33.971
7	1:15.469	+0.304	11:03:49.440
8	1:16.976	+1.811	11:05:06.416
9	1:16.016	+0.851	11:06:22.432
10	1:15.165		11:07:37.597

Lap	Lap Tm	Diff	Time of Day
<b>(15) RAMOS REIS, MARTIM MARCO</b>			
1			10:56:21.345
2	1:17.512	+2.139	10:57:38.857
3	1:17.265	+1.892	10:58:56.122
4	1:15.472	+0.099	11:00:11.594
5	1:15.646	+0.273	11:01:27.240
6	1:15.608	+0.235	11:02:42.848
7	1:16.011	+0.638	11:03:58.859
8	1:16.093	+0.720	11:05:14.952
9	1:15.832	+0.459	11:06:30.784
10	1:15.373		11:07:46.157

Lap	Lap Tm	Diff	Time of Day
<b>(97) BERNABEU MARQUES, IVAN</b>			
1			10:56:16.309
2	1:16.844	+1.247	10:57:33.153
3	1:16.408	+0.811	10:58:49.561
4	1:15.957	+0.360	11:00:05.518
5	1:16.309	+0.712	11:01:21.827
6	1:16.673	+1.076	11:02:38.500
7	1:15.721	+0.124	11:03:54.221
8	1:16.534	+0.937	11:05:10.755
9	1:16.443	+0.846	11:06:27.198
10	1:15.597		11:07:42.795

Lap	Lap Tm	Diff	Time of Day
<b>(31) BLAZQUEZ LOPEZ, ROBERTO</b>			
1			10:56:12.172
2	1:15.822	+0.147	10:57:27.994
3	1:15.675		10:58:43.669
4	1:16.009	+0.334	10:59:59.678
5	1:17.318	+1.643	11:01:16.996
6	1:17.144	+1.469	11:02:34.140
7	1:15.980	+0.305	11:03:50.120
8	1:19.274	+3.599	11:05:09.394
9	1:18.295	+2.620	11:06:27.689
10	1:15.850	+0.175	11:07:43.539

Lap	Lap Tm	Diff	Time of Day
<b>(93) HERNANDEZ TEBAR, MATEO</b>			
1			10:56:34.295
2	1:19.511	+2.837	10:57:53.806
3	1:16.861	+0.187	10:59:10.667
4	1:17.011	+0.337	11:00:27.678
5	1:16.868	+0.194	11:01:44.546
6	1:16.757	+0.083	11:03:01.303
7	1:17.843	+1.169	11:04:19.146
8	1:17.006	+0.332	11:05:36.152
9	1:16.674		11:06:52.826

Lap	Lap Tm	Diff	Time of Day
<b>(44) DAVILA LORENZO, MANUEL</b>			
1			10:56:24.184
2	1:19.786	+1.154	10:57:43.970
3	1:18.711	+0.079	10:59:02.681
4	1:18.699	+0.067	11:00:21.380
5	1:18.632		11:01:40.012
6	1:19.724	+1.092	11:02:59.736
7	1:19.402	+0.770	11:04:19.138
8	1:22.616	+3.984	11:05:41.754
9	1:20.582	+1.950	11:07:02.336

Lap	Lap Tm	Diff	Time of Day
<b>(36) ESPINOS ALEMANY, JORDI</b>			
1			10:56:34.316

Jefe de cronometraje

Orbits

Director de Carrera





## RFME Copa España Minivelocidad

MiniGP 70 2T

Circuito Internacional Zuera 1,700 km

Fusión Entrenamientos MiniGP 70

Pos.	Nº	Nombre	Mejor Tº total	En sesión	Q-1 Mejor Tm	Q-2 Mejor Tm
1	30	MONTERO SUAREZ, ABRAHAN	1:13.192	Entrenos Cronos 2	1:13.793	1:13.192
2	35	BERNAL ARNAL, MIGUEL	1:13.300	Entrenos Cronos 1	1:13.300	1:13.783
3	54	RIOS MALDONADO, JESUS	1:13.731	Entrenos Cronos 2	1:14.088	1:13.731
4	24	LOPEZ CASTAÑEDA, JHON ALEXANDER	1:14.267	Entrenos Cronos 1	1:14.267	1:15.065
5	12	DONOSO RODRIGO, ADRIANO	1:14.653	Entrenos Cronos 2	1:14.689	1:14.653
6	15	RAMOS REIS, MARTIM MARCO	1:14.923	Entrenos Cronos 1	1:14.923	1:15.373
7	16	LECETA PINTADO, PABLO	1:14.954	Entrenos Cronos 1	1:14.954	1:15.065
8	23	RODRIGUEZ MENDEZ, MIGUEL	1:15.165	Entrenos Cronos 2	1:15.481	1:15.165
9	97	BERNABEU MARQUES, IVAN	1:15.597	Entrenos Cronos 2	1:16.731	1:15.597
10	31	BLAZQUEZ LOPEZ, ROBERTO	1:15.675	Entrenos Cronos 2	1:16.542	1:15.675
11	93	HERNANDEZ TEBAR, MATEO	1:16.674	Entrenos Cronos 2	1:18.706	1:16.674
12	44	DAVILA LORENZO, MANUEL	1:18.632	Entrenos Cronos 2	1:18.974	1:18.632
13	36	ESPINOS ALEMANY, JORDI	1:24.575	Entrenos Cronos 1	1:24.575	1:24.615
14	50	MARTINEZ SANCHEZ, VALERIA	1:25.593	Entrenos Cronos 1	1:25.593	1:25.799

Jefe de cronometraje

Orbits

Director de Carrera



**RFME Copa España Minivelocidad**

MiniGP 70 2T


Circuito Internacional Zuera 1,700 km

1ª Carrera

23/06/2019 12:43

Carrera (8:00 y 2 Vueltas)

44	50	36	5
12	14	13	
97	93	31	4
9	11	10	
15	23	16	3
6	8	7	
54	12	24	2
3	5	4	
	35	30	1
	2	1	
		POLE POSITION	



Jefe de cronometraje

Orbits

Director de Carrera



# RFME Copa España Minivelocidad

# Clasificado por vueltas

MiniGP 70 2T

Circuito Internacional Zuera 1,700 km

1ª Carrera

23/06/2019 12:43

Carrera (8:00 y 2 Vueltas) iniciado a 12:46:48

Pos.	Nº	Nombre	Vtas	Total T°	Dif.1°	Dif. Ant.	Mejor Tm	M.V.	Km/h	Ptos	PEC	Clase	Club	Equipo	Moto
1	30	MONTERO SUAREZ, ABRAHAN	9	11:06.378			1:12.872	3	83,983	0	1	Mini GP 70 2			CORSE
2	35	BERNAL ARNAL, MIGUEL	9	11:12.673	6.295	6.295	1:13.337	3	83,450	0	2	Mini GP 70 2			CORSE
3	54	RIOS MALDONADO, JESUS	9	11:18.783	12.405	6.110	1:14.697	9	81,931	0	3	Mini GP 70 2			CORSE
4	24	LOPEZ CASTAÑEDA, JHON ALEXAND	9	11:19.251	12.873	0.468	1:14.506	6	82,141	0	4	Mini GP 70 2	Moto Club Plu:		CORSE
5	12	DONOSO RODRIGO, ADRIANO	9	11:19.570	13.192	0.319	1:14.341	6	82,323	0	5	Mini GP 70 2			CORSE
6	16	LECETA PINTADO, PABLO	9	11:28.297	21.919	8.727	1:15.288	7	81,288	0	6	Mini GP 70 2			CORSE
7	15	RAMOS REIS, MARTIM MARCO	9	11:31.390	25.012	3.093	1:15.518	6	81,040	0	7	Mini GP 70 2			CORSE
8	23	RODRIGUEZ MENDEZ, MIGUEL	9	11:31.522	25.144	0.132	1:15.645	7	80,904	0	8	Mini GP 70 2	Circuito del Mt		
9	97	BERNABEU MARQUES, IVAN	9	11:38.507	32.129	6.985	1:16.304	6	80,205	0	9	Mini GP 70 2			CORSE
10	44	DAVILA LORENZO, MANUEL	9	11:56.997	50.619	18.490	1:18.382	4	78,079	0	10	Mini GP 70 2			CORSE
11	93	HERNANDEZ TEBAR, MATEO	9	11:57.089	50.711	0.092	1:18.381	4	78,080	0	11	Mini GP 70 2			CORSE
12	50	MARTINEZ SANCHEZ, VALERIA	8	11:33.895	1 Vuelta	1 Vuelta	1:24.905	8	72,081	0	12	Mini GP 70 2			CORSE
13	36	ESPINOS ALEMANY, JORDI	3	4:24.746	3 Vueltas	5 Vueltas	1:25.904	1	71,242	0	13	Mini GP 70 2	CM Arnau Raci		
<b>No clasificado</b>															
NT	31	BLAZQUEZ LOPEZ, ROBERTO	8	10:20.001	NT		1:15.821	6	80,716	0	NT	Mini GP 70 2			CORSE

Márgen de victoria	Velocidad media	Mejor t° de vuelta	Mejor Vel.	Mejor vuelta para
6.295	82,656	1:12.872	83,983	30 - MONTERO SUAREZ, ABRAHAN

Jefe de cronometraje

Orbits

Director de Carrera



# RFME Copa España Minivelocidad

MiniGP 70 2T

Circuito Internacional Zuera 1,700 km

1ª Carrera

23/06/2019 12:43

Carrera (8:00 y 2 Vueltas) iniciado a 12:46:48

Lap	Lap Tm	Diff	Time of Day
<b>(30) MONTERO SUAREZ, ABRAHAN</b>			
1	1:17.619	+4.747	12:48:07.875
2	1:13.362	+0.490	12:49:21.237
3	1:12.872		12:50:34.109
4	1:13.107	+0.235	12:51:47.216
5	1:13.353	+0.481	12:53:00.569
6	1:13.436	+0.564	12:54:14.005
7	1:13.548	+0.676	12:55:27.553
8	1:13.586	+0.714	12:56:41.139
9	1:14.188	+1.316	12:57:55.327

Lap	Lap Tm	Diff	Time of Day
<b>(35) BERNAL ARNAL, MIGUEL</b>			
1	1:17.205	+3.868	12:48:07.338
2	1:14.167	+0.830	12:49:21.505
3	1:13.337		12:50:34.842
4	1:13.947	+0.610	12:51:48.789
5	1:14.404	+1.067	12:53:03.193
6	1:13.780	+0.443	12:54:16.973
7	1:15.022	+1.685	12:55:31.995
8	1:14.805	+1.468	12:56:46.800
9	1:14.822	+1.485	12:58:01.622

Lap	Lap Tm	Diff	Time of Day
<b>(54) RIOS MALDONADO, JESUS</b>			
1	1:17.716	+3.019	12:48:07.919
2	1:14.756	+0.059	12:49:22.675
3	1:14.891	+0.194	12:50:37.566
4	1:14.780	+0.083	12:51:52.346
5	1:14.865	+0.168	12:53:07.211
6	1:15.270	+0.573	12:54:22.481
7	1:15.657	+0.960	12:55:38.138
8	1:14.897	+0.200	12:56:53.035
9	1:14.697		12:58:07.732

Lap	Lap Tm	Diff	Time of Day
<b>(24) LOPEZ CASTAÑEDA, JHON ALEXANDER</b>			
1	1:18.305	+3.799	12:48:09.252
2	1:15.415	+0.909	12:49:24.667
3	1:14.863	+0.357	12:50:39.530
4	1:14.907	+0.401	12:51:54.437
5	1:14.816	+0.310	12:53:09.253
6	1:14.506		12:54:23.759
7	1:15.031	+0.525	12:55:38.790
8	1:14.593	+0.087	12:56:53.383
9	1:14.817	+0.311	12:58:08.200

Lap	Lap Tm	Diff	Time of Day
<b>(12) DONOSO RODRIGO, ADRIANO</b>			
1	1:18.612	+4.271	12:48:09.556
2	1:15.072	+0.731	12:49:24.628
3	1:15.118	+0.777	12:50:39.746
4	1:15.040	+0.699	12:51:54.786
5	1:14.757	+0.416	12:53:09.543
6	1:14.341		12:54:23.884
7	1:15.041	+0.700	12:55:38.925
8	1:14.649	+0.308	12:56:53.574
9	1:14.945	+0.604	12:58:08.519

Lap	Lap Tm	Diff	Time of Day
<b>(16) LECETA PINTADO, PABLO</b>			
1	1:19.759	+4.471	12:48:11.245
2	1:15.618	+0.330	12:49:26.863
3	1:16.181	+0.893	12:50:43.044
4	1:16.017	+0.729	12:51:59.061
5	1:15.307	+0.019	12:53:14.368
6	1:15.566	+0.278	12:54:29.934
7	1:15.288		12:55:45.222
8	1:15.724	+0.436	12:57:00.946
9	1:16.300	+1.012	12:58:17.246

Lap	Lap Tm	Diff	Time of Day
<b>(15) RAMOS REIS, MARTIM MARCO</b>			
1	1:19.418	+3.900	12:48:10.541
2	1:16.273	+0.755	12:49:26.814
3	1:16.241	+0.723	12:50:43.055
4	1:16.406	+0.888	12:51:59.461
5	1:16.196	+0.678	12:53:15.657
6	1:15.518		12:54:31.175
7	1:16.236	+0.718	12:55:47.411
8	1:16.545	+1.027	12:57:03.956
9	1:16.383	+0.865	12:58:20.339

Lap	Lap Tm	Diff	Time of Day
<b>(23) RODRIGUEZ MENDEZ, MIGUEL</b>			
1	1:19.683	+4.038	12:48:11.498
2	1:16.714	+1.069	12:49:28.212
3	1:15.821	+0.176	12:50:44.033
4	1:15.671	+0.026	12:51:59.704
5	1:16.011	+0.366	12:53:15.715
6	1:16.098	+0.453	12:54:31.813
7	1:15.645		12:55:47.458
8	1:16.949	+1.304	12:57:04.407
9	1:16.064	+0.419	12:58:20.471

Lap	Lap Tm	Diff	Time of Day
<b>(97) BERNABEU MARQUES, IVAN</b>			
1	1:19.529	+3.225	12:48:11.308
2	1:17.402	+1.098	12:49:28.710
3	1:17.137	+0.833	12:50:45.847
4	1:16.347	+0.043	12:52:02.194
5	1:17.083	+0.779	12:53:19.277
6	1:16.304		12:54:35.581
7	1:16.703	+0.399	12:55:52.284
8	1:17.508	+1.204	12:57:09.792
9	1:17.664	+1.360	12:58:27.456

Lap	Lap Tm	Diff	Time of Day
<b>(44) DAVILA LORENZO, MANUEL</b>			
1	1:21.469	+3.087	12:48:13.408
2	1:19.914	+1.532	12:49:33.322
3	1:18.523	+0.141	12:50:51.845
4	1:18.382		12:52:10.227
5	1:19.080	+0.698	12:53:29.307
6	1:19.357	+0.975	12:54:48.664
7	1:19.723	+1.341	12:56:08.387
8	1:18.702	+0.320	12:57:27.089
9	1:18.857	+0.475	12:58:45.946

Lap	Lap Tm	Diff	Time of Day
<b>(93) HERNANDEZ TEBAR, MATEO</b>			
1	1:20.449	+2.068	12:48:13.614
2	1:19.748	+1.367	12:49:33.362
3	1:18.457	+0.076	12:50:51.819
4	1:18.381		12:52:10.200
5	1:19.351	+0.970	12:53:29.551
6	1:19.225	+0.844	12:54:48.776
7	1:19.608	+1.227	12:56:08.384
8	1:18.853	+0.472	12:57:27.237
9	1:18.801	+0.420	12:58:46.038

Lap	Lap Tm	Diff	Time of Day
<b>(50) MARTINEZ SANCHEZ, VALERIA</b>			
1	1:27.257	+2.352	12:48:20.758
2	1:26.672	+1.767	12:49:47.430
3	1:25.958	+1.053	12:51:13.388
4	1:25.309	+0.404	12:52:38.697
5	1:27.054	+2.149	12:54:05.751
6	1:26.602	+1.697	12:55:32.353
7	1:25.586	+0.681	12:56:57.939
8	1:24.905		12:58:22.844

Lap	Lap Tm	Diff	Time of Day
<b>(36) ESPINOS ALEMANY, JORDI</b>			
1	1:25.904		12:48:18.869
2	1:28.292	+2.388	12:49:47.161
3	1:26.534	+0.630	12:51:13.695
<b>(31) BLAZQUEZ LOPEZ, ROBERTO</b>			
1	1:18.646	+2.825	12:48:10.204
2	1:16.426	+0.605	12:49:26.630
3	1:16.061	+0.240	12:50:42.691
4	1:16.356	+0.535	12:51:59.047
5	1:15.997	+0.176	12:53:15.044
6	1:15.821		12:54:30.865
7	1:16.229	+0.408	12:55:47.094
8	1:21.856	+6.035	12:57:08.950

Jefe de cronometraje

Director de Carrera

Orbits



**RFME Copa España Minivelocidad**

**Vuelta a vuelta**

**MiniGP 70 2T**

**Circuito Internacional Zuera 1,700 km**

**1ª Carrera**

**23/06/2019 12:43**

**Carrera (8:00 y 2 Vueltas) iniciado a 12:46:48**

**Competidores**

	Vueltas										
	0	1	2	3	4	5	6	7	8	9	
BERNAL ARNAL, MIGUEL (35)	1	35	35	30	30	30	30	30	30	30	30
RIOS MALDONADO, JESUS (54)	2	54	30	35	35	35	35	35	35	35	35
MONTERO SUAREZ, ABRAHAN (30)	3	30	54	54	54	54	54	54	54	54	54
DONOSO RODRIGO, ADRIANO (12)	4	12	24	12	24	24	24	24	24	24	24
LOPEZ CASTAÑEDA, JHON ALEXANDER (24)	5	24	12	24	12	12	12	12	12	12	12
RAMOS REIS, MARTIM MARCO (15)	6	15	31	31	31	31	16	16	16	16	16
LECETA PINTADO, PABLO (16)	7	16	15	15	16	16	31	31	31	15	15
BLAZQUEZ LOPEZ, ROBERTO (31)	8	31	16	16	15	15	15	15	23	23	23
BERNABEU MARQUES, IVAN (97)	9	97	97	23	23	23	23	23	31	97	97
RODRIGUEZ MENDEZ, MIGUEL (23)	10	23	23	97	97	97	97	97	97	97	44
DAVILA LORENZO, MANUEL (44)	11	44	44	44	93	93	44	44	93	44	93
ESPINOS ALEMANY, JORDI (36)	12	36	93	93	44	44	93	93	44	93	93
HERNANDEZ TEBAR, MATEO (93)	13	93	36	36	50	50	50	50	50	50	50
MARTINEZ SANCHEZ, VALERIA (50)	14	50	50	50	36						

Jefe de cronometraje

Orbits

Director de Carrera



**RFME Copa España Minivelocidad**
**Clasificado por vueltas**
**MiniGP 70 2T**
**Circuito Internacional Zuera 1,700 km**
**2ª Carrera**
**23/06/2019 14:28**
**Carrera (8:00 y 2 Vueltas) iniciado a 14:42:16**

Pos.	Nº	Nombre	Vtas	Total T°	Dif.1°	Dif. Ant.	Mejor Tm	M.V.	Km/h	Ptos	PEC	Clase	Club	Equipo	Moto
1	30	MONTERO SUAREZ, ABRAHAN	9	11:08.129			1:13.189	3	83,619	0	1	Mini GP 70 2			CORSE
2	35	BERNAL ARNAL, MIGUEL	9	11:13.887	5.758	5.758	1:13.923	2	82,789	0	2	Mini GP 70 2			CORSE
3	54	RIOS MALDONADO, JESUS	9	11:14.110	5.981	0.223	1:14.010	2	82,692	0	3	Mini GP 70 2			CORSE
4	12	DONOSO RODRIGO, ADRIANO	9	11:17.272	9.143	3.162	1:14.493	7	82,155	0	4	Mini GP 70 2			CORSE
5	24	LOPEZ CASTAÑEDA, JHON ALEXAND	9	11:18.140	10.011	0.868	1:14.396	6	82,262	0	5	Mini GP 70 2	Moto Club Plu:		CORSE
6	16	LECETA PINTADO, PABLO	9	11:26.679	18.550	8.539	1:14.959	4	81,645	0	6	Mini GP 70 2			CORSE
7	23	RODRIGUEZ MENDEZ, MIGUEL	9	11:28.486	20.357	1.807	1:15.447	5	81,117	0	7	Mini GP 70 2	Circuito del M		
8	15	RAMOS REIS, MARTIM MARCO	9	11:28.778	20.649	0.292	1:15.653	2	80,896	0	8	Mini GP 70 2			CORSE
9	97	BERNABEU MARQUES, IVAN	9	11:29.489	21.360	0.711	1:15.376	3	81,193	0	9	Mini GP 70 2			CORSE
10	93	HERNANDEZ TEBAR, MATEO	9	11:37.772	29.643	8.283	1:15.809	3	80,729	0	10	Mini GP 70 2			CORSE
11	44	DAVILA LORENZO, MANUEL	9	12:20.048	1:11.919	42.276	1:18.983	2	77,485	0	11	Mini GP 70 2			CORSE
12	50	MARTINEZ SANCHEZ, VALERIA	8	11:33.856	1 Vuelta	1 Vuelta	1:24.275	8	72,619	0	12	Mini GP 70 2			CORSE
13	36	ESPINOS ALEMANY, JORDI	8	11:33.907	1 Vuelta	0.051	1:24.081	8	72,787	0	13	Mini GP 70 2	CM Arnau Raci		
<b>No clasificado</b>															
NT	31	BLAZQUEZ LOPEZ, ROBERTO	3	4:40.425	NT		1:30.563	1	67,577	0	NT	Mini GP 70 2			CORSE

Márgen de victoria	Velocidad media	Mejor t° de vuelta	Mejor Vel.	Mejor vuelta para
5.758	82,439	1:13.189	83,619	30 - MONTERO SUAREZ, ABRAHAN

**Jefe de cronometraje**
**Orbits**
**Director de Carrera**




## RFME Copa España Minivelocidad

MiniGP 70 2T

Circuito Internacional Zuera 1,700 km

2ª Carrera

23/06/2019 14:28

Carrera (8:00 y 2 Vueltas) iniciado a 14:42:16

Lap	Lap Tm	Diff	Time of Day
<b>(30) MONTERO SUAREZ, ABRAHAN</b>			
1	1:15.848	+2.659	14:43:34.044
2	1:13.445	+0.256	14:44:47.489
3	1:13.189		14:46:00.678
4	1:13.390	+0.201	14:47:14.068
5	1:13.757	+0.568	14:48:27.825
6	1:13.808	+0.619	14:49:41.633
7	1:14.262	+1.073	14:50:55.895
8	1:14.193	+1.004	14:52:10.088
9	1:14.904	+1.715	14:53:24.992

Lap	Lap Tm	Diff	Time of Day
<b>(35) BERNAL ARNAL, MIGUEL</b>			
1	1:16.012	+2.089	14:43:34.523
2	1:13.923		14:44:48.446
3	1:14.593	+0.670	14:46:03.039
4	1:14.231	+0.308	14:47:17.270
5	1:15.164	+1.241	14:48:32.434
6	1:14.787	+0.864	14:49:47.221
7	1:14.498	+0.575	14:51:01.719
8	1:14.864	+0.941	14:52:16.583
9	1:14.167	+0.244	14:53:30.750

Lap	Lap Tm	Diff	Time of Day
<b>(54) RIOS MALDONADO, JESUS</b>			
1	1:16.401	+2.391	14:43:35.059
2	1:14.010		14:44:49.069
3	1:14.246	+0.236	14:46:03.315
4	1:14.303	+0.293	14:47:17.618
5	1:15.027	+1.017	14:48:32.645
6	1:14.623	+0.613	14:49:47.268
7	1:14.803	+0.793	14:51:02.071
8	1:14.614	+0.604	14:52:16.685
9	1:14.288	+0.278	14:53:30.973

Lap	Lap Tm	Diff	Time of Day
<b>(12) DONOSO RODRIGO, ADRIANO</b>			
1	1:17.356	+2.863	14:43:36.533
2	1:14.806	+0.313	14:44:51.339
3	1:14.696	+0.203	14:46:06.035
4	1:14.555	+0.062	14:47:20.590
5	1:14.660	+0.167	14:48:35.250
6	1:14.707	+0.214	14:49:49.957
7	1:14.493		14:51:04.450
8	1:15.145	+0.652	14:52:19.595
9	1:14.540	+0.047	14:53:34.135

Lap	Lap Tm	Diff	Time of Day
<b>(24) LOPEZ CASTAÑEDA, JHON ALEXANDER</b>			
1	1:17.649	+3.253	14:43:36.924
2	1:15.288	+0.892	14:44:52.212
3	1:14.495	+0.099	14:46:06.707
4	1:14.448	+0.052	14:47:21.155
5	1:14.875	+0.479	14:48:36.030
6	1:14.396		14:49:50.426
7	1:14.615	+0.219	14:51:05.041
8	1:14.563	+0.167	14:52:19.604
9	1:15.399	+1.003	14:53:35.003

Lap	Lap Tm	Diff	Time of Day
<b>(16) LECETA PINTADO, PABLO</b>			
1	1:18.327	+3.368	14:43:37.991
2	1:14.993	+0.034	14:44:52.984
3	1:15.395	+0.436	14:46:08.379
4	1:14.959		14:47:23.338
5	1:15.533	+0.574	14:48:38.871
6	1:15.414	+0.455	14:49:54.285
7	1:15.859	+0.900	14:51:10.144
8	1:16.513	+1.554	14:52:26.657
9	1:16.885	+1.926	14:53:43.542

Lap	Lap Tm	Diff	Time of Day
<b>(23) RODRIGUEZ MENDEZ, MIGUEL</b>			
1	1:18.450	+3.003	14:43:37.988
2	1:16.115	+0.668	14:44:54.103
3	1:15.614	+0.167	14:46:09.717
4	1:15.558	+0.111	14:47:25.275
5	1:15.447		14:48:40.722
6	1:16.212	+0.765	14:49:56.934
7	1:16.085	+0.638	14:51:13.019
8	1:16.321	+0.874	14:52:29.340
9	1:16.009	+0.562	14:53:45.349

Lap	Lap Tm	Diff	Time of Day
<b>(15) RAMOS REIS, MARTIN MARCO</b>			
1	1:17.658	+2.005	14:43:36.511
2	1:15.653		14:44:52.164
3	1:16.533	+0.880	14:46:08.697
4	1:15.655	+0.002	14:47:24.352
5	1:16.252	+0.599	14:48:40.604
6	1:16.082	+0.429	14:49:56.686
7	1:16.074	+0.421	14:51:12.760
8	1:16.715	+1.062	14:52:29.475
9	1:16.166	+0.513	14:53:45.641

Lap	Lap Tm	Diff	Time of Day
<b>(97) BERNABEU MARQUES, IVAN</b>			
1	1:19.285	+3.909	14:43:38.919
2	1:15.971	+0.595	14:44:54.890
3	1:15.376		14:46:10.266
4	1:15.717	+0.341	14:47:25.983
5	1:15.500	+0.124	14:48:41.483
6	1:16.138	+0.762	14:49:57.621
7	1:15.820	+0.444	14:51:13.441
8	1:16.255	+0.879	14:52:29.696
9	1:16.656	+1.280	14:53:46.352

Lap	Lap Tm	Diff	Time of Day
<b>(93) HERNANDEZ TEBAR, MATEO</b>			
1	1:19.318	+3.509	14:43:40.265
2	1:15.850	+0.041	14:44:56.115
3	1:15.809		14:46:11.924
4	1:16.564	+0.755	14:47:28.488
5	1:16.854	+1.045	14:48:45.342
6	1:17.667	+1.858	14:50:03.009
7	1:17.101	+1.292	14:51:20.110
8	1:17.143	+1.334	14:52:37.253
9	1:17.382	+1.573	14:53:54.635

Lap	Lap Tm	Diff	Time of Day
<b>(44) DAVILA LORENZO, MANUEL</b>			
1	1:22.169	+3.186	14:43:41.985
2	1:18.983		14:45:00.968
3	1:19.058	+0.075	14:46:20.026
4	1:21.917	+2.934	14:47:41.943
5	1:21.735	+2.752	14:49:03.678
6	1:22.598	+3.615	14:50:26.276
7	1:22.885	+3.902	14:51:49.161
8	1:23.010	+4.027	14:53:12.171
9	1:24.740	+5.757	14:54:36.911

Lap	Lap Tm	Diff	Time of Day
<b>(50) MARTINEZ SANCHEZ, VALERIA</b>			
1	1:27.990	+3.715	14:43:49.479
2	1:26.421	+2.146	14:45:15.900
3	1:27.202	+2.927	14:46:43.102
4	1:26.421	+2.146	14:48:09.523
5	1:25.386	+1.111	14:49:34.909
6	1:25.644	+1.369	14:51:00.553
7	1:25.891	+1.616	14:52:26.444
8	1:24.275		14:53:50.719

Lap	Lap Tm	Diff	Time of Day
<b>(36) ESPINOS ALEMANY, JORDI</b>			
1	1:27.592	+3.511	14:43:48.738
2	1:26.443	+2.362	14:45:15.181
3	1:27.522	+3.441	14:46:42.703
4	1:26.499	+2.418	14:48:09.202
5	1:24.990	+0.909	14:49:34.192
6	1:26.858	+2.777	14:51:01.050
7	1:25.639	+1.558	14:52:26.689
8	1:24.081		14:53:50.770

Lap	Lap Tm	Diff	Time of Day
<b>(31) BLAZQUEZ LOPEZ, ROBERTO</b>			
1	1:30.563		14:43:50.543
2	1:32.670	+2.107	14:45:23.213
3	1:34.075	+3.512	14:46:57.288

Jefe de cronometraje

Orbits

Director de Carrera



**RFME Copa España Minivelocidad**
**Vuelta a vuelta**
**MiniGP 70 2T**
**Circuito Internacional Zuera 1,700 km**
**2ª Carrera**
**23/06/2019 14:28**
**Carrera (8:00 y 2 Vueltas) iniciado a 14:42:16**
**Competidores**

	Vueltas										
	0	1	2	3	4	5	6	7	8	9	
MONTERO SUAREZ, ABRAHAN (30)	1	30	30	30	30	30	30	30	30	30	30
BERNAL ARNAL, MIGUEL (35)	2	35	35	35	35	35	35	35	35	35	35
RIOS MALDONADO, JESUS (54)	3	54	54	54	54	54	54	54	54	54	54
RAMOS REIS, MARTIM MARCO (15)	4	15	15	12	12	12	12	12	12	12	12
DONOSO RODRIGO, ADRIANO (12)	5	12	12	15	24	24	24	24	24	24	24
LOPEZ CASTAÑEDA, JHON ALEXANDER (24)	6	24	24	24	16	16	16	16	16	16	16
RODRIGUEZ MENDEZ, MIGUEL (23)	7	23	23	16	15	15	15	15	15	23	23
BERNABEU MARQUES, IVAN (97)	8	97	16	23	23	23	23	23	23	15	15
LECETA PINTADO, PABLO (16)	9	16	97	97	97	97	97	97	97	97	97
DAVILA LORENZO, MANUEL (44)	10	44	93	93	93	93	93	93	93	93	93
BLAZQUEZ LOPEZ, ROBERTO (31)	11	31	44	44	44	44	44	44	44	44	44
HERNANDEZ TEBAR, MATEO (93)	12	93	36	36	36	36	36	50	50	50	
ESPINOS ALEMANY, JORDI (36)	13	36	50	50	50	50	50	36	36	36	
MARTINEZ SANCHEZ, VALERIA (50)	14	50	31	31	31						

**Jefe de cronometraje**
**Orbits**
**Director de Carrera**


**RFME Copa España Minivelocidad**
**Clasificado por mejor tiempo de vuelta**
**MiniGP 110 4T**
**Circuito Internacional Zuera 1,700 km**
**Entrenos Cronos 1**
**23/06/2019 09:15**
**Clasificación (12:00 Tiempo) iniciado a 9:15:30**

Pos.	Nº	Nombre	Mejor Tm	Dif.1º	Dif.Ant	MV	Vtas.	Km/h	Moto	Club
1	5	REINA CHAMORRO, ALEX	1:15.526			7	9	81,032	OHVALE	
2	45	LONGARELA MONTES, ALEX	1:15.737	0.211	0.211	8	9	80,806	OHVALE	
3	71	CANO TORTOSA, CARLOS	1:16.052	0.526	0.315	5	9	80,471	MIR RACING	
4	11	GONZALEZ PEREZ, DAVID	1:16.390	0.864	0.338	9	9	80,115	OHVALE	
5	48	GARCIA GONZALEZ, ANDRES	1:16.554	1.028	0.164	7	9	79,944	OHVALE	
6	10	BAIGET ARIAS, PABLO	1:16.804	1.278	0.250	9	9	79,683		
7	23	PALACIOS RUIZ, JONATHAN ENRIQUE	1:16.985	1.459	0.181	8	8	79,496	OHVALE	
8	22	FERNANDEZ GARCIA, ALEJANDRA	1:17.077	1.551	0.092	7	9	79,401	OHVALE	
9	49	RODRIGUEZ ALVAREZ, IZAN	1:17.265	1.739	0.188	5	9	79,208		MC Vallisoletan
10	70	DANIEL JR , KRISTIAN ANTHONY	1:17.341	1.815	0.076	8	9	79,130	MIR RACING	
11	77	MARTINEZ VELASQUEZ, KERMAN DAVID	1:17.483	1.957	0.142	9	9	78,985		CM La Ribera
12	43	LOPEZ RODRIGUEZ, LUIS MIGUEL	1:17.663	2.137	0.180	7	9	78,802	HELP RACING	
13	95	DEMANS BUIZA, DAVID	1:17.781	2.255	0.118	9	9	78,682	OHVALE	
14	29	PEREZ AVAREZ, ALFONSO	1:17.828	2.302	0.047	8	9	78,635	OHVALE	C.D. Maik Racing
15	20	CANTOS LLORCA, OLIVER	1:17.936	2.410	0.108	7	9	78,526	IMR	Ctat. Albaida
16	17	KARPUSHIN , IAROSLAV	1:18.438	2.912	0.502	6	8	78,023	BUCCIMOTO	
17	34	HINOJOSA NAVARRO, JACOBO	1:18.791	3.265	0.353	5	9	77,674		
18	33	SANCHEZ MELENDEZ, GONZALO	1:18.929	3.403	0.138	4	8	77,538	OHVALE	P.M.B.
19	89	RAMIREZ CUESTA, ETHAN	1:21.795	6.269	2.866	6	9	74,821	OHVALE	Fly Group Mc.
20	16	TORRES ROSENDO, EDUARDO MANUEL	1:21.918	6.392	0.123	9	9	74,709	IMR	
21	18	GARCIA ALTAMIRANO, ALONSO	1:21.978	6.452	0.060	7	8	74,654	OHVALE	
22	67	MORA CIUCUR, JOEL	1:22.477	6.951	0.499	5	9	74,203	OHVALE	
23	8	RIVERA RESEL, DIEGO	1:22.587	7.061	0.110	8	8	74,104		
24	46	MAZZUCATTO GONZALEZ, GIOVANNI VALENTIN	1:22.723	7.197	0.136	7	9	73,982	IMR	
25	64	BELLUZZO , CARMELO	1:24.194	8.668	1.471	7	8	72,689	OHVALE	
26	21	RUIZ RODRIGUEZ, CECILIO GABRIEL	1:25.530	10.004	1.336	5	8	71,554	IMR	

**Notificaciones**

#29 Penalizado con 1" por reglamento técnico

#67 Penalizado con 2" por reglamento técnico

Márgen de victoria	Velocidad media	Mejor tº de vuelta	Mejor Vel.	Mejor vuelta para
1.284	76,305	1:15.526	81,032	5 - REINA CHAMORRO, ALEX

**Jefe de cronometraje**
**Orbits**
**Director de Carrera**


# RFME Copa España Minivelocidad

MiniGP 110 4T

Circuito Internacional Zuera 1,700 km

Entrenos Cronos 1

23/06/2019 09:15

Clasificación (12:00 Tiempo) iniciado a 9:15:30

Lap	Lap Tm	Diff	Time of Day
<b>(5) REINA CHAMORRO, ALEX</b>			
1			9:17:45.413
2	<b>1:20.077</b>	+4.551	9:19:05.490
3	<b>1:17.497</b>	+1.971	9:20:22.987
4	<b>1:17.504</b>	+1.978	9:21:40.491
5	<b>1:16.770</b>	+1.244	9:22:57.261
6	<b>1:15.839</b>	+0.313	9:24:13.100
7	<b>1:15.526</b>		9:25:28.626
8	<b>1:16.285</b>	+0.759	9:26:44.911
9	<b>1:15.745</b>	+0.219	9:28:00.656

Lap	Lap Tm	Diff	Time of Day
<b>(45) LONGARELA MONTES, ALEX</b>			
1			9:17:23.718
2	<b>1:17.247</b>	+1.510	9:18:40.965
3	<b>1:17.989</b>	+2.252	9:19:58.954
4	<b>1:16.466</b>	+0.729	9:21:15.420
5	<b>1:16.390</b>	+0.653	9:22:31.810
6	<b>1:16.883</b>	+1.146	9:23:48.693
7	<b>1:17.762</b>	+2.025	9:25:06.455
8	<b>1:15.737</b>		9:26:22.192
9	<b>1:17.104</b>	+1.367	9:27:39.296

Lap	Lap Tm	Diff	Time of Day
<b>(71) CANO TORTOSA, CARLOS</b>			
1			9:17:20.637
2	<b>1:19.388</b>	+3.336	9:18:40.025
3	<b>1:19.024</b>	+2.972	9:19:59.049
4	<b>1:16.738</b>	+0.686	9:21:15.787
5	<b>1:16.052</b>		9:22:31.839
6	<b>1:16.687</b>	+0.635	9:23:48.526
7	<b>1:16.638</b>	+0.586	9:25:05.164
8	<b>1:16.689</b>	+0.637	9:26:21.853
9	<b>1:17.447</b>	+1.395	9:27:39.300

Lap	Lap Tm	Diff	Time of Day
<b>(11) GONZALEZ PEREZ, DAVID</b>			
1			9:17:15.157
2	<b>1:18.405</b>	+2.015	9:18:33.562
3	<b>1:18.209</b>	+1.819	9:19:51.771
4	<b>1:17.037</b>	+0.647	9:21:08.808
5	<b>1:16.686</b>	+0.296	9:22:25.494
6	<b>1:17.100</b>	+0.710	9:23:42.594
7	<b>1:16.683</b>	+0.293	9:24:59.277
8	<b>1:16.420</b>	+0.030	9:26:15.697
9	<b>1:16.390</b>		9:27:32.087

Lap	Lap Tm	Diff	Time of Day
<b>(48) GARCIA GONZALEZ, ANDRES</b>			
1			9:18:10.095
2	<b>1:19.369</b>	+2.815	9:19:29.464
3	<b>1:17.819</b>	+1.265	9:20:47.283
4	<b>1:17.663</b>	+1.109	9:22:04.946
5	<b>1:17.058</b>	+0.504	9:23:22.004
6	<b>1:16.837</b>	+0.283	9:24:38.841
7	<b>1:16.554</b>		9:25:55.395
8	<b>1:16.735</b>	+0.181	9:27:12.130
9	<b>1:17.653</b>	+1.099	9:28:29.783

Lap	Lap Tm	Diff	Time of Day
<b>(10) BAIGET ARIAS, PABLO</b>			
1			9:17:12.020
2	<b>1:19.295</b>	+2.491	9:18:31.315
3	<b>1:18.223</b>	+1.419	9:19:49.538
4	<b>1:18.233</b>	+1.429	9:21:07.771
5	<b>1:17.474</b>	+0.670	9:22:25.245
6	<b>1:17.175</b>	+0.371	9:23:42.420
7	<b>1:16.831</b>	+0.027	9:24:59.251
8	<b>1:17.316</b>	+0.512	9:26:16.567
9	<b>1:16.804</b>		9:27:33.371

Lap	Lap Tm	Diff	Time of Day
<b>(23) PALACIOS RUIZ, JONATHAN ENRIQUE</b>			
1			9:17:35.185
2	<b>3:18.004</b>	+2:01.019	9:20:53.189
3	<b>1:17.978</b>	+0.993	9:22:11.167
4	<b>1:18.564</b>	+1.579	9:23:29.731
5	<b>1:19.135</b>	+2.150	9:24:48.866
6	<b>1:17.239</b>	+0.254	9:26:06.105
7	<b>1:17.047</b>	+0.062	9:27:23.152
8	<b>1:16.985</b>		9:28:40.137

Lap	Lap Tm	Diff	Time of Day
<b>(22) FERNANDEZ GARCIA, ALEJANDRA</b>			
1			9:17:29.149
2	<b>1:21.972</b>	+4.895	9:18:51.121
3	<b>1:19.158</b>	+2.081	9:20:10.279
4	<b>1:18.208</b>	+1.131	9:21:28.487
5	<b>1:19.176</b>	+2.099	9:22:47.663
6	<b>1:17.262</b>	+0.185	9:24:04.925
7	<b>1:17.077</b>		9:25:22.002
8	<b>1:17.972</b>	+0.895	9:26:39.974
9	<b>1:17.467</b>	+0.390	9:27:57.441

Lap	Lap Tm	Diff	Time of Day
<b>(49) RODRIGUEZ ALVAREZ, IZAN</b>			
1			9:17:11.952
2	<b>1:20.099</b>	+2.834	9:18:32.051
3	<b>1:19.458</b>	+2.193	9:19:51.509
4	<b>1:17.977</b>	+0.712	9:21:09.486
5	<b>1:17.265</b>		9:22:26.751
6	<b>1:17.486</b>	+0.221	9:23:44.237
7	<b>1:18.271</b>	+1.006	9:25:02.508
8	<b>1:17.680</b>	+0.415	9:26:20.188
9	<b>1:17.964</b>	+0.699	9:27:38.152

Lap	Lap Tm	Diff	Time of Day
<b>(70) DANIEL JR , KRISTIAN ANTHONY</b>			
1			9:17:26.456
2	<b>1:24.348</b>	+7.007	9:18:50.804
3	<b>1:19.298</b>	+1.957	9:20:10.102
4	<b>1:18.396</b>	+1.055	9:21:28.498
5	<b>1:17.982</b>	+0.641	9:22:46.480
6	<b>1:17.700</b>	+0.359	9:24:04.180
7	<b>1:17.546</b>	+0.205	9:25:21.726
8	<b>1:17.341</b>		9:26:39.067
9	<b>1:17.850</b>	+0.509	9:27:56.917

Lap	Lap Tm	Diff	Time of Day
<b>(77) MARTINEZ VELASQUEZ, KERMEN DAVID</b>			
1			9:17:42.744
2	<b>1:21.198</b>	+3.715	9:19:03.942
3	<b>1:19.197</b>	+1.714	9:20:23.139
4	<b>1:17.957</b>	+0.474	9:21:41.096
5	<b>1:18.982</b>	+1.499	9:23:00.078
6	<b>1:17.712</b>	+0.229	9:24:17.790
7	<b>1:17.771</b>	+0.288	9:25:35.561
8	<b>1:17.502</b>	+0.019	9:26:53.063
9	<b>1:17.483</b>		9:28:10.546

Lap	Lap Tm	Diff	Time of Day
<b>(43) LOPEZ RODRIGUEZ, LUIS MIGUEL</b>			
1			9:17:16.031
2	<b>1:21.649</b>	+3.986	9:18:37.680
3	<b>1:21.925</b>	+4.262	9:19:59.605
4	<b>1:18.711</b>	+1.048	9:21:18.316
5	<b>1:18.561</b>	+0.898	9:22:36.877
6	<b>1:17.963</b>	+0.300	9:23:54.840
7	<b>1:17.663</b>		9:25:12.503
8	<b>1:18.441</b>	+0.778	9:26:30.944
9	<b>1:17.970</b>	+0.307	9:27:48.914

Lap	Lap Tm	Diff	Time of Day
<b>(95) DEMANS BUIZA, DAVID</b>			
1			9:17:31.800
2	<b>1:21.372</b>	+3.591	9:18:53.172
3	<b>1:19.722</b>	+1.941	9:20:12.894
4	<b>1:18.574</b>	+0.793	9:21:31.468
5	<b>1:18.030</b>	+0.249	9:22:49.498
6	<b>1:17.867</b>	+0.086	9:24:07.365
7	<b>1:17.976</b>	+0.195	9:25:25.341
8	<b>1:17.928</b>	+0.147	9:26:43.269
9	<b>1:17.781</b>		9:28:01.050

Lap	Lap Tm	Diff	Time of Day
<b>(29) PEREZ AVAREZ, ALFONSO</b>			
1			9:17:25.967
2	<b>1:25.015</b>	+7.187	9:18:50.982
3	<b>1:20.240</b>	+2.412	9:20:11.222
4	<b>1:19.925</b>	+2.097	9:21:31.147
5	<b>1:19.110</b>	+1.282	9:22:50.257
6	<b>1:18.551</b>	+0.723	9:24:08.808
7	<b>1:18.189</b>	+0.361	9:25:26.997
8	<b>1:17.828</b>		9:26:44.825
9	<b>1:18.158</b>	+0.330	9:28:02.983

Lap	Lap Tm	Diff	Time of Day
<b>(20) CANTOS LLORCA, OLIVER</b>			
1			9:17:16.095
2	<b>1:21.627</b>	+3.691	9:18:37.722
3	<b>1:22.108</b>	+4.172	9:19:59.830
4	<b>1:18.483</b>	+0.547	9:21:18.313
5	<b>1:18.174</b>	+0.238	9:22:36.487
6	<b>1:17.978</b>	+0.042	9:23:54.465
7	<b>1:17.936</b>		9:25:12.401
8	<b>1:18.099</b>	+0.163	9:26:30.500
9	<b>1:18.160</b>	+0.224	9:27:48.660

Lap	Lap Tm	Diff	Time of Day
<b>(17) KARPUSHIN , IAROSLAV</b>			
1			9:17:29.280
2	<b>1:23.029</b>	+4.591	9:18:52.309
3	<b>1:19.020</b>	+0.582	9:20:11.329
4	<b>2:13.149</b>	+54.711	9:22:24.478
5	<b>1:19.500</b>	+1.062	9:23:43.978
6	<b>1:18.438</b>		9:25:02.416
7	<b>1:18.800</b>	+0.362	9:26:21.216
8	<b>1:18.850</b>	+0.412	9:27:40.066

Lap	Lap Tm	Diff	Time of Day
<b>(34) HINOJOSA NAVARRO, JACOBO</b>			
1			9:17:21.763
2	<b>1:20.678</b>	+1.887	9:18:42.441
3	<b>1:19.705</b>	+0.914	9:20:02.146
4	<b>1:19.143</b>	+0.352	9:21:21.289
5	<b>1:18.791</b>		9:22:40.080
6	<b>1:18.964</b>	+0.173	9:23:59.044
7	<b>1:19.160</b>	+0.369	9:25:18.204
8	<b>1:19.579</b>	+0.788	9:26:37.783
9	<b>1:19.117</b>	+0.326	9:27:56.900

Lap	Lap Tm	Diff	Time of Day
<b>(33) SANCHEZ MELENDEZ, GONZALO</b>			
1			9:17:12.046
2	<b>1:20.595</b>	+1.666	9:18:32.641
3	<b>1:19.275</b>	+0.346	9:19:51.916
4	<b>1:18.929</b>		9:21:10.845
5	<b>1:19.300</b>	+0.371	9:22:30.145
6	<b>1:19.252</b>	+0.323	9:23:49.397
7	<b>3:28.413</b>	+2:09.484	9:27:17.810
8	<b>1:20.109</b>	+1.180	9:28:37.919

Lap	Lap Tm	Diff	Time of Day
<b>(89) RAMIREZ CUESTA, ETHAN</b>			
1			9:17:27.138

Jefe de cronometraje

Orbits

Director de Carrera



# RFME Copa España Minivelocidad

MiniGP 110 4T

Circuito Internacional Zuera 1,700 km

Entrenos Cronos 1

23/06/2019 09:15

Clasificación (12:00 Tiempo) iniciado a 9:15:30

Lap	Lap Tm	Diff	Time of Day
2	1:26.996	+5.201	9:18:54.134
3	1:23.726	+1.931	9:20:17.860
4	1:23.092	+1.297	9:21:40.952
5	1:22.423	+0.628	9:23:03.375
6	1:21.795		9:24:25.170
7	1:22.906	+1.111	9:25:48.076
8	1:22.797	+1.002	9:27:10.873
9	1:22.551	+0.756	9:28:33.424

(16) TORRES ROSENDO, EDUARDO MANUEL

1			9:17:26.561
2	1:25.858	+3.940	9:18:52.419
3	1:23.807	+1.889	9:20:16.226
4	1:23.375	+1.457	9:21:39.601
5	1:22.283	+0.365	9:23:01.884
6	1:22.707	+0.789	9:24:24.591
7	1:22.699	+0.781	9:25:47.290
8	1:22.985	+1.067	9:27:10.275
9	1:21.918		9:28:32.193

(18) GARCIA ALTAMIRANO, ALONSO

1			9:17:36.476
2	1:26.278	+4.300	9:19:02.754
3	1:23.692	+1.714	9:20:26.446
4	1:36.546	+14.568	9:22:02.992
5	1:23.459	+1.481	9:23:26.451
6	1:22.474	+0.496	9:24:48.925
7	1:21.978		9:26:10.903
8	1:22.240	+0.262	9:27:33.143

(67) MORA CIUCUR, JOEL

1			9:17:26.298
2	1:26.788	+4.311	9:18:53.086
3	1:23.339	+0.862	9:20:16.425
4	1:22.844	+0.367	9:21:39.269
5	1:22.477		9:23:01.746
6	1:23.143	+0.666	9:24:24.889
7	1:22.905	+0.428	9:25:47.794
8	1:22.846	+0.369	9:27:10.640
9	1:22.567	+0.090	9:28:33.207

(8) RIVERA RESEL, DIEGO

1			9:18:26.842
2	1:32.932	+10.345	9:19:59.774
3	1:27.591	+5.004	9:21:27.365
4	1:24.631	+2.044	9:22:51.996
5	1:23.199	+0.612	9:24:15.195
6	1:22.791	+0.204	9:25:37.986
7	1:23.109	+0.522	9:27:01.095
8	1:22.587		9:28:23.682

(46) MAZZUCATTO GONZALEZ, GIOVANNI VALENTINO

1			9:17:29.410
2	1:25.076	+2.353	9:18:54.486
3	1:23.697	+0.974	9:20:18.183
4	1:23.445	+0.722	9:21:41.628
5	1:24.238	+1.515	9:23:05.866
6	1:22.843	+0.120	9:24:28.709
7	1:22.723		9:25:51.432
8	1:23.003	+0.280	9:27:14.435
9	1:24.248	+1.525	9:28:38.683

(64) BELLUZZO, CARMELO

1			9:17:40.339
2	1:28.837	+4.643	9:19:09.176
3	1:31.075	+6.881	9:20:40.251

Lap	Lap Tm	Diff	Time of Day
4	1:25.211	+1.017	9:22:05.462
5	1:24.199	+0.005	9:23:29.661
6	1:24.720	+0.526	9:24:54.381
7	1:24.194		9:26:18.575
8	1:24.526	+0.332	9:27:43.101

(21) RUIZ RODRIGUEZ, CECILIO GABRIEL

1			9:17:42.595
2	1:29.291	+3.761	9:19:11.886
3	1:28.443	+2.913	9:20:40.329
4	1:26.311	+0.781	9:22:06.640
5	1:25.530		9:23:32.170
6	1:27.499	+1.969	9:24:59.669
7	1:26.928	+1.398	9:26:26.597
8	1:27.546	+2.016	9:27:54.143

Lap	Lap Tm	Diff	Time of Day
-----	--------	------	-------------

Jefe de cronometraje

Director de Carrera

Orbits



**RFME Copa España Minivelocidad**
**Clasificado por mejor tiempo de vuelta**
**MiniGP 110 4T**
**Circuito Internacional Zuera 1,700 km**
**Entrenos Cronos 2**
**23/06/2019 10:41**
**Clasificación (12:00 Tiempo) iniciado a 10:38:18**

Pos.	Nº	Nombre	Mejor Tm	Dif.1º	Dif.Ant	MV	Vtas.	Km/h	Moto	Club
1	45	LONGARELA MONTES, ALEX	1:14.908			7	10	81,700	OHVALE	
2	49	RODRIGUEZ ALVAREZ, IZAN	1:15.982	1.074	1.074	7	10	80,545		MC Vallisoletanc
3	5	REINA CHAMORRO, ALEX	1:15.997	1.089	0.015	9	9	80,529	OHVALE	
4	48	GARCIA GONZALEZ, ANDRES	1:16.032	1.124	0.035	6	10	80,492	OHVALE	
5	71	CANO TORTOSA, CARLOS	1:16.366	1.458	0.334	4	10	80,140	MIR RACING	
6	77	MARTINEZ VELASQUEZ, KERMAN DAVID	1:16.393	1.485	0.027	5	10	80,112		CM La Ribera
7	95	DEMANS BUIZA, DAVID	1:16.431	1.523	0.038	6	10	80,072	OHVALE	
8	23	PALACIOS RUIZ, JONATHAN ENRIQUE	1:16.438	1.530	0.007	8	8	80,065	OHVALE	
9	20	CANTOS LLORCA, OLIVER	1:16.439	1.531	0.001	6	10	80,064	IMR	Ctat. Albaida
10	22	FERNANDEZ GARCIA, ALEJANDRA	1:16.546	1.638	0.107	6	10	79,952	OHVALE	
11	17	KARPUSHIN , IAROSLAV	1:16.595	1.687	0.049	8	10	79,901	BUCCIMOTO	
12	70	DANIEL JR , KRISTIAN ANTHONY	1:16.683	1.775	0.088	6	10	79,809	MIR RACING	
13	10	BAIGET ARIAS, PABLO	1:16.884	1.976	0.201	8	10	79,600		
14	43	LOPEZ RODRIGUEZ, LUIS MIGUEL	1:17.105	2.197	0.221	6	10	79,372	HELP RACING	
15	29	PEREZ AVAREZ, ALFONSO	1:17.531	2.623	0.426	8	9	78,936	OHVALE	C.D. Maik Racing
16	33	SANCHEZ MELENDEZ, GONZALO	1:18.205	3.297	0.674	10	10	78,256	OHVALE	P.M.B.
17	34	HINOJOSA NAVARRO, JACOBO	1:18.504	3.596	0.299	4	9	77,958		
18	18	GARCIA ALTAMIRANO, ALONSO	1:20.475	5.567	1.971	7	9	76,048	OHVALE	
19	8	RIVERA RESEL, DIEGO	1:20.802	5.894	0.327	9	9	75,741		
20	89	RAMIREZ CUESTA, ETHAN	1:21.086	6.178	0.284	4	9	75,475	OHVALE	Fly Group Mc.
21	16	TORRES ROSENDO, EDUARDO MANUEL	1:21.245	6.337	0.159	5	9	75,328	IMR	
22	67	MORA CIUCUR, JOEL	1:21.550	6.642	0.305	7	9	75,046	OHVALE	
23	46	MAZZUCATTO GONZALEZ, GIOVANNI VALENTIN	1:22.156	7.248	0.606	4	9	74,492	IMR	
24	64	BELLUZZO , CARMELO	1:22.209	7.301	0.053	5	7	74,444	OHVALE	
25	21	RUIZ RODRIGUEZ, CECILIO GABRIEL	1:25.052	10.144	2.843	7	9	71,956	IMR	
26	11	GONZALEZ PEREZ, DAVID				0	1	-	OHVALE	

Márgen de victoria	Velocidad media	Mejor tº de vuelta	Mejor Vel.	Mejor vuelta para
4.363	78,677	1:14.908	81,700	45 - LONGARELA MONTES, ALEX

**Jefe de cronometraje**
**Orbits**
**Director de Carrera**




# RFME Copa España Minivelocidad

MiniGP 110 4T

Circuito Internacional Zuera 1,700 km

Entrenos Cronos 2

23/06/2019 10:41

Clasificación (12:00 Tiempo) iniciado a 10:38:18

Lap	Lap Tm	Diff	Time of Day
<b>(45) LONGARELA MONTES, ALEX</b>			
1			10:39:52.152
2	<b>1:18.732</b>	+3.824	10:41:10.884
3	<b>1:17.017</b>	+2.109	10:42:27.901
4	<b>1:15.833</b>	+0.925	10:43:43.734
5	<b>1:15.688</b>	+0.780	10:44:59.422
6	<b>1:15.250</b>	+0.342	10:46:14.672
7	<b>1:14.908</b>		10:47:29.580
8	<b>1:15.179</b>	+0.271	10:48:44.759
9	<b>1:15.988</b>	+1.080	10:50:00.747
10	<b>1:15.877</b>	+0.969	10:51:16.624

Lap	Lap Tm	Diff	Time of Day
<b>(49) RODRIGUEZ ALVAREZ, IZAN</b>			
1			10:39:47.956
2	<b>1:19.076</b>	+3.094	10:41:07.032
3	<b>1:17.529</b>	+1.547	10:42:24.561
4	<b>1:16.661</b>	+0.679	10:43:41.222
5	<b>1:16.368</b>	+0.386	10:44:57.590
6	<b>1:16.119</b>	+0.137	10:46:13.709
7	<b>1:15.982</b>		10:47:29.691
8	<b>1:16.736</b>	+0.754	10:48:46.427
9	<b>1:17.469</b>	+1.487	10:50:03.896
10	<b>1:17.091</b>	+1.109	10:51:20.987

Lap	Lap Tm	Diff	Time of Day
<b>(5) REINA CHAMORRO, ALEX</b>			
1			10:40:29.139
2	<b>1:18.432</b>	+2.435	10:41:47.571
3	<b>1:17.053</b>	+1.056	10:43:04.624
4	<b>1:16.641</b>	+0.644	10:44:21.265
5	<b>1:16.190</b>	+0.193	10:45:37.455
6	<b>1:16.149</b>	+0.152	10:46:53.604
7	<b>1:16.125</b>	+0.128	10:48:09.729
8	<b>1:16.716</b>	+0.719	10:49:26.445
9	<b>1:15.997</b>		10:50:42.442

Lap	Lap Tm	Diff	Time of Day
<b>(48) GARCIA GONZALEZ, ANDRES</b>			
1			10:39:52.867
2	<b>1:18.342</b>	+2.310	10:41:11.209
3	<b>1:17.151</b>	+1.119	10:42:28.360
4	<b>1:16.629</b>	+0.597	10:43:44.989
5	<b>1:16.964</b>	+0.932	10:45:01.953
6	<b>1:16.032</b>		10:46:17.985
7	<b>1:16.760</b>	+0.728	10:47:34.745
8	<b>1:16.670</b>	+0.638	10:48:51.415
9	<b>1:17.014</b>	+0.982	10:50:08.429
10	<b>1:17.133</b>	+1.101	10:51:25.562

Lap	Lap Tm	Diff	Time of Day
<b>(71) CANO TORTOSA, CARLOS</b>			
1			10:39:55.221
2	<b>1:18.571</b>	+2.205	10:41:13.792
3	<b>1:17.630</b>	+1.264	10:42:31.422
4	<b>1:16.366</b>		10:43:47.788
5	<b>1:16.683</b>	+0.317	10:45:04.471
6	<b>1:16.581</b>	+0.215	10:46:21.052
7	<b>1:16.469</b>	+0.103	10:47:37.521
8	<b>1:17.100</b>	+0.734	10:48:54.621
9	<b>1:16.486</b>	+0.120	10:50:11.107
10	<b>1:16.757</b>	+0.391	10:51:27.864

Lap	Lap Tm	Diff	Time of Day
<b>(77) MARTINEZ VELASQUEZ, KERMEN DAVID</b>			
1			10:39:55.405
2	<b>1:18.764</b>	+2.371	10:41:14.169
3	<b>1:17.777</b>	+1.384	10:42:31.946
4	<b>1:16.607</b>	+0.214	10:43:48.553
5	<b>1:16.393</b>		10:45:04.946

Lap	Lap Tm	Diff	Time of Day
6	<b>1:16.565</b>	+0.172	10:46:21.511
7	<b>1:16.716</b>	+0.323	10:47:38.227
8	<b>1:16.540</b>	+0.147	10:48:54.767
9	<b>1:16.924</b>	+0.531	10:50:11.691
10	<b>1:16.809</b>	+0.416	10:51:28.500

Lap	Lap Tm	Diff	Time of Day
<b>(95) DEMANS BUIZA, DAVID</b>			
1			10:39:52.090
2	<b>1:18.717</b>	+2.286	10:41:10.807
3	<b>1:17.475</b>	+1.044	10:42:28.282
4	<b>1:17.131</b>	+0.700	10:43:45.413
5	<b>1:16.980</b>	+0.549	10:45:02.393
6	<b>1:16.431</b>		10:46:18.824
7	<b>1:17.426</b>	+0.995	10:47:36.250
8	<b>1:17.504</b>	+1.073	10:48:53.754
9	<b>1:17.265</b>	+0.834	10:50:11.019
10	<b>1:17.488</b>	+1.057	10:51:28.507

Lap	Lap Tm	Diff	Time of Day
<b>(23) PALACIOS RUIZ, JONATHAN ENRIQUE</b>			
1			10:39:57.499
2	<b>3:56.137</b>	+2:39.699	10:43:53.636
3	<b>1:17.112</b>	+0.674	10:45:10.748
4	<b>1:17.631</b>	+1.193	10:46:28.379
5	<b>1:16.986</b>	+0.548	10:47:45.365
6	<b>1:16.583</b>	+0.145	10:49:01.948
7	<b>1:16.759</b>	+0.321	10:50:18.707
8	<b>1:16.438</b>		10:51:35.145

Lap	Lap Tm	Diff	Time of Day
<b>(20) CANTOS LLORCA, OLIVER</b>			
1			10:39:53.899
2	<b>1:19.307</b>	+2.868	10:41:13.206
3	<b>1:18.186</b>	+1.747	10:42:31.392
4	<b>1:17.704</b>	+1.265	10:43:49.096
5	<b>1:17.020</b>	+0.581	10:45:06.116
6	<b>1:16.439</b>		10:46:22.555
7	<b>1:17.457</b>	+1.018	10:47:40.012
8	<b>1:17.044</b>	+0.605	10:48:57.056
9	<b>1:17.199</b>	+0.760	10:50:14.255
10	<b>1:17.836</b>	+1.397	10:51:32.091

Lap	Lap Tm	Diff	Time of Day
<b>(22) FERNANDEZ GARCIA, ALEJANDRA</b>			
1			10:39:52.210
2	<b>1:18.489</b>	+1.943	10:41:10.699
3	<b>1:17.295</b>	+0.749	10:42:27.994
4	<b>1:16.965</b>	+0.419	10:43:44.959
5	<b>1:17.062</b>	+0.516	10:45:02.021
6	<b>1:16.546</b>		10:46:18.567
7	<b>1:17.752</b>	+1.206	10:47:36.319
8	<b>1:18.398</b>	+1.852	10:48:54.717
9	<b>1:16.941</b>	+0.395	10:50:11.658
10	<b>1:17.492</b>	+0.946	10:51:29.150

Lap	Lap Tm	Diff	Time of Day
<b>(17) KARPUSHIN, IAROSLAV</b>			
1			10:39:52.549
2	<b>1:19.960</b>	+3.365	10:41:12.509
3	<b>1:17.718</b>	+1.123	10:42:30.227
4	<b>1:17.027</b>	+0.432	10:43:47.254
5	<b>1:17.366</b>	+0.771	10:45:04.620
6	<b>1:16.691</b>	+0.096	10:46:21.311
7	<b>1:16.984</b>	+0.389	10:47:38.295
8	<b>1:16.595</b>		10:48:54.890
9	<b>1:18.759</b>	+2.164	10:50:13.649
10	<b>1:17.395</b>	+0.800	10:51:31.044

Lap	Lap Tm	Diff	Time of Day
<b>(70) DANIEL JR, KRISTIAN ANTHONY</b>			
1			10:39:56.232

Lap	Lap Tm	Diff	Time of Day
2	<b>1:19.120</b>	+2.437	10:41:15.352
3	<b>1:17.186</b>	+0.503	10:42:32.538
4	<b>1:17.036</b>	+0.353	10:43:49.574
5	<b>1:16.894</b>	+0.211	10:45:06.468
6	<b>1:16.683</b>		10:46:23.151
7	<b>1:17.229</b>	+0.546	10:47:40.380
8	<b>1:16.703</b>	+0.020	10:48:57.083
9	<b>1:16.789</b>	+0.106	10:50:13.872
10	<b>1:17.399</b>	+0.716	10:51:31.271

Lap	Lap Tm	Diff	Time of Day
<b>(10) BAIGET ARIAS, PABLO</b>			
1			10:39:42.633
2	<b>1:17.856</b>	+0.972	10:41:00.489
3	<b>1:17.969</b>	+1.085	10:42:18.458
4	<b>1:17.823</b>	+0.939	10:43:36.281
5	<b>1:17.739</b>	+0.855	10:44:54.020
6	<b>1:17.984</b>	+1.100	10:46:12.004
7	<b>1:17.243</b>	+0.359	10:47:29.247
8	<b>1:16.884</b>		10:48:46.131
9	<b>1:17.833</b>	+0.949	10:50:03.964
10	<b>1:18.311</b>	+1.427	10:51:22.275

Lap	Lap Tm	Diff	Time of Day
<b>(43) LOPEZ RODRIGUEZ, LUIS MIGUEL</b>			
1			10:39:52.444
2	<b>1:19.322</b>	+2.217	10:41:11.766
3	<b>1:17.843</b>	+0.738	10:42:29.609
4	<b>1:17.776</b>	+0.671	10:43:47.385
5	<b>1:18.013</b>	+0.908	10:45:05.398
6	<b>1:17.105</b>		10:46:22.503
7	<b>1:17.806</b>	+0.701	10:47:40.309
8	<b>1:17.223</b>	+0.118	10:48:57.532
9	<b>1:17.739</b>	+0.634	10:50:15.271
10	<b>1:18.108</b>	+1.003	10:51:33.379

Lap	Lap Tm	Diff	Time of Day
<b>(29) PEREZ AVAREZ, ALFONSO</b>			
1			10:40:00.203
2	<b>1:19.566</b>	+2.035	10:41:19.769
3	<b>1:19.924</b>	+2.393	10:42:39.693
4	<b>1:17.926</b>	+0.395	10:43:57.619
5	<b>1:17.972</b>	+0.441	10:45:15.591
6	<b>1:17.603</b>	+0.072	10:46:33.194
7	<b>1:17.746</b>	+0.215	10:47:50.940
8	<b>1:17.531</b>		10:49:08.471
9	<b>1:18.343</b>	+0.812	10:50:26.814

Lap	Lap Tm	Diff	Time of Day
<b>(33) SANCHEZ MELENDEZ, GONZALO</b>			
1			10:39:42.820
2	<b>1:18.650</b>	+0.445	10:41:01.470
3	<b>1:19.499</b>	+1.294	10:42:20.969
4	<b>1:19.057</b>	+0.852	10:43:40.026
5	<b>1:19.018</b>	+0.813	10:44:59.044
6	<b>1:18.728</b>	+0.523	10:46:17.772
7	<b>1:18.505</b>	+0.300	10:47:36.277
8	<b>1:18.397</b>	+0.192	10:48:54.674
9	<b>1:19.153</b>	+0.948	10:50:13.827
10	<b>1:18.205</b>		10:51:32.032

Lap	Lap Tm	Diff	Time of Day
<b>(34) HINOJOSA NAVARRO, JACOBO</b>			
1			10:39:52.361
2	<b>1:20.233</b>	+1.729	10:41:12.594
3	<b>1:19.525</b>	+1.021	10:42:32.119
4	<b>1:18.504</b>		10:43:50.623
5	<b>1:18.849</b>	+0.345	10:45:09.472
6	<b>1:18.862</b>	+0.358	10:46:28.334
7	<b>1:18.768</b>	+0.264	10:47:47.102

# RFME Copa España Minivelocidad

MiniGP 110 4T

Circuito Internacional Zuera 1,700 km

Entrenos Cronos 2

23/06/2019 10:41

Clasificación (12:00 Tiempo) iniciado a 10:38:18

Lap	Lap Tm	Diff	Time of Day
9	1:20.012	+1.508	10:50:26.846

(18) GARCIA ALTAMIRANO, ALONSO

1			10:40:33.135
2	1:22.948	+2.473	10:41:56.083
3	1:21.499	+1.024	10:43:17.582
4	1:21.022	+0.547	10:44:38.604
5	1:20.783	+0.308	10:45:59.387
6	1:20.533	+0.058	10:47:19.920
7	1:20.475		10:48:40.395
8	1:21.409	+0.934	10:50:01.804
9	1:21.400	+0.925	10:51:23.204

(8) RIVERA RESEL, DIEGO

1			10:39:54.947
2	1:22.223	+1.421	10:41:17.170
3	1:22.813	+2.011	10:42:39.983
4	1:21.691	+0.889	10:44:01.674
5	1:21.188	+0.386	10:45:22.862
6	1:21.714	+0.912	10:46:44.576
7	1:21.047	+0.245	10:48:05.623
8	1:21.541	+0.739	10:49:27.164
9	1:20.802		10:50:47.966

(89) RAMIREZ CUESTA, ETHAN

1			10:40:06.026
2	1:22.720	+1.634	10:41:28.746
3	1:21.436	+0.350	10:42:50.182
4	1:21.086		10:44:11.268
5	1:21.579	+0.493	10:45:32.847
6	1:22.872	+1.786	10:46:55.719
7	1:21.334	+0.248	10:48:17.053
8	1:21.193	+0.107	10:49:38.246
9	1:21.277	+0.191	10:50:59.523

(16) TORRES ROSENDO, EDUARDO MANUEL

1			10:40:11.909
2	1:22.721	+1.476	10:41:34.630
3	1:22.879	+1.634	10:42:57.509
4	1:21.715	+0.470	10:44:19.224
5	1:21.245		10:45:40.469
6	1:21.802	+0.557	10:47:02.271
7	1:21.573	+0.328	10:48:23.844
8	1:21.361	+0.116	10:49:45.205
9	1:21.776	+0.531	10:51:06.981

(67) MORA CIUCUR, JOEL

1			10:39:53.471
2	1:23.510	+1.960	10:41:16.981
3	1:22.693	+1.143	10:42:39.674
4	1:22.494	+0.944	10:44:02.168
5	1:21.948	+0.398	10:45:24.116
6	1:21.738	+0.188	10:46:45.854
7	1:21.550		10:48:07.404
8	1:21.766	+0.216	10:49:29.170
9	1:21.936	+0.386	10:50:51.106

(46) MAZZUCATTO GONZALEZ, GIOVANNI VALENTINO

1			10:39:55.479
2	1:22.815	+0.659	10:41:18.294
3	1:22.645	+0.489	10:42:40.939
4	1:22.156		10:44:03.095
5	1:24.498	+2.342	10:45:27.593
6	1:22.801	+0.645	10:46:50.394
7	1:23.031	+0.875	10:48:13.425
8	1:23.050	+0.894	10:49:36.475

Lap	Lap Tm	Diff	Time of Day
9	1:22.898	+0.742	10:50:59.373

(64) BELLUZZO, CARMELO

1			10:40:00.227
2	1:24.531	+2.322	10:41:24.758
3	1:23.270	+1.061	10:42:48.028
4	1:22.535	+0.326	10:44:10.563
5	1:22.209		10:45:32.772
6	1:22.596	+0.387	10:46:55.368
7	1:27.663	+5.454	10:48:23.031

(21) RUIZ RODRIGUEZ, CECILIO GABRIEL

1			10:40:07.171
2	1:26.369	+1.317	10:41:33.540
3	1:25.163	+0.111	10:42:58.703
4	1:25.209	+0.157	10:44:23.912
5	1:25.144	+0.092	10:45:49.056
6	1:25.396	+0.344	10:47:14.452
7	1:25.052		10:48:39.504
8	1:25.114	+0.062	10:50:04.618
9	1:25.792	+0.740	10:51:30.410

(11) GONZALEZ PEREZ, DAVID

1			10:39:44.362
---	--	--	--------------

Lap	Lap Tm	Diff	Time of Day
-----	--------	------	-------------

Jefe de cronometraje

Director de Carrera

Orbits



## RFME Copa España Minivelocidad

MiniGP 110 4T

Circuito Internacional Zuera 1,700 km

Fusión Entrenamientos MiniGP 110

Pos.	Nº	Nombre	Mejor Tº total	En sesión	Q-1 Mejor Tm	Q-2 Mejor Tm
1	45	LONGARELA MONTES, ALEX	1:14.908	Entrenos Cronos 2	1:15.737	1:14.908
2	5	REINA CHAMORRO, ALEX	1:15.526	Entrenos Cronos 1	1:15.526	1:15.997
3	49	RODRIGUEZ ALVAREZ, IZAN	1:15.982	Entrenos Cronos 2	1:17.265	1:15.982
4	48	GARCIA GONZALEZ, ANDRES	1:16.032	Entrenos Cronos 2	1:16.554	1:16.032
5	71	CANO TORTOSA, CARLOS	1:16.052	Entrenos Cronos 1	1:16.052	1:16.366
6	11	GONZALEZ PEREZ, DAVID	1:16.390	Entrenos Cronos 1	1:16.390	
7	77	MARTINEZ VELASQUEZ, KERMEN DAVID	1:16.393	Entrenos Cronos 2	1:17.483	1:16.393
8	95	DEMANS BUIZA, DAVID	1:16.431	Entrenos Cronos 2	1:17.781	1:16.431
9	23	PALACIOS RUIZ, JONATHAN ENRIQUE	1:16.438	Entrenos Cronos 2	1:16.985	1:16.438
10	20	CANTOS LLORCA, OLIVER	1:16.439	Entrenos Cronos 2	1:17.936	1:16.439
11	22	FERNANDEZ GARCIA, ALEJANDRA	1:16.546	Entrenos Cronos 2	1:17.077	1:16.546
12	17	KARPUSHIN , IAROSLAV	1:16.595	Entrenos Cronos 2	1:18.438	1:16.595
13	70	DANIEL JR , KRISTIAN ANTHONY	1:16.683	Entrenos Cronos 2	1:17.341	1:16.683
14	10	BAIGET ARIAS, PABLO	1:16.804	Entrenos Cronos 1	1:16.804	1:16.884
15	43	LOPEZ RODRIGUEZ, LUIS MIGUEL	1:17.105	Entrenos Cronos 2	1:17.663	1:17.105
16	29	PEREZ AVAREZ, ALFONSO	1:17.531	Entrenos Cronos 2	1:17.828	1:17.531
17	33	SANCHEZ MELENDEZ, GONZALO	1:18.205	Entrenos Cronos 2	1:18.929	1:18.205
18	34	HINOJOSA NAVARRO, JACOBO	1:18.504	Entrenos Cronos 2	1:18.791	1:18.504
19	18	GARCIA ALTAMIRANO, ALONSO	1:20.475	Entrenos Cronos 2	1:21.978	1:20.475
20	8	RIVERA RESEL, DIEGO	1:20.802	Entrenos Cronos 2	1:22.587	1:20.802
21	89	RAMIREZ CUESTA, ETHAN	1:21.086	Entrenos Cronos 2	1:21.795	1:21.086
22	16	TORRES ROSENDO, EDUARDO MANUEL	1:21.245	Entrenos Cronos 2	1:21.918	1:21.245
23	67	MORA CIUCUR, JOEL	1:21.550	Entrenos Cronos 2	1:22.477	1:21.550
24	46	MAZZUCATTO GONZALEZ, GIOVANNI VAL	1:22.156	Entrenos Cronos 2	1:22.723	1:22.156
25	64	BELLUZZO , CARMELO	1:22.209	Entrenos Cronos 2	1:24.194	1:22.209
26	21	RUIZ RODRIGUEZ, CECILIO GABRIEL	1:25.052	Entrenos Cronos 2	1:25.530	1:25.052

Jefe de cronometraje

Orbits

Director de Carrera



# RFME Copa España Minivelocidad

MiniGP 110 4T


Circuito Internacional Zuera 1,700 km

1ª Carrera

23/06/2019 12:18

Carrera (8:00 y 2 Vueltas)

		21	64	9
		26	25	8
46		67	16	7
24		23	22	6
89		8	18	5
21		20	19	4
34		33	29	3
18		17	16	2
43		10	70	1
15		14	13	
17		22	20	
12		11	10	
23		95	77	
9		8	7	
11		71	48	
6		5	4	
49		5	45	
3		2		
			POLE POSITION	



Jefe de cronometraje

Orbits

Director de Carrera



**RFME Copa España Minivelocidad**
**Clasificado por vueltas**
**MiniGP 110 4T**
**Circuito Internacional Zuera 1,700 km**
**1ª Carrera**
**23/06/2019 12:18**
**Carrera (8:00 y 2 Vueltas) iniciado a 12:24:27**

Pos.	Nº	Nombre	Vtas	Total T*	Dif.1*	Dif. Ant.	Mejor Tm	M.V.	Km/h	Ptos	PEC	Clase	Club	Equipo	Moto
1	5	REINA CHAMORRO, ALEX	9	11:27.355			1:14.695	9	81,933	0	1	Mini GP 110			OHVALE
2	71	CANO TORTOSA, CARLOS	9	11:35.770	8.415	8.415	1:16.436	9	80,067	0	2	Mini GP 110			MIR RACI
3	11	GONZALEZ PEREZ, DAVID	9	11:35.950	8.595	0.180	1:16.607	4	79,888	0	3	Mini GP 110			OHVALE
4	45	LONGARELA MONTES, ALEX	9	11:36.596	9.241	0.646	1:15.531	6	81,026	0	4	Mini GP 110			OHVALE
5	17	KARPUSHIN , IAROSLAV	9	11:39.632	12.277	3.036	1:16.292	8	80,218	0	5	Mini GP 110			BUCCIMO
6	77	MARTINEZ VELASQUEZ, KERMAN D/	9	11:39.861	12.506	0.229	1:16.881	6	79,604	0	6	Mini GP 110	CM La Ribera		OHVALE
7	23	PALACIOS RUIZ, JONATHAN ENRIQU	9	11:40.103	12.748	0.242	1:16.358	8	80,149	0	7	Mini GP 110			OHVALE
8	10	BAIGET ARIAS, PABLO	9	11:43.717	16.362	3.614	1:16.691	9	79,801	0	8	Mini GP 110			OHVALE
9	70	DANIEL JR , KRISTIAN ANTHONY	9	11:43.783	16.428	0.066	1:16.613	9	79,882	0	9	Mini GP 110			MIR RACI
10	29	PEREZ AVAREZ, ALFONSO	9	11:44.186	16.831	0.403	1:16.819	9	79,668	0	10	Mini GP 110	C.D. Maik Raci		OHVALE
11	43	LOPEZ RODRIGUEZ, LUIS MIGUEL	9	11:51.317	23.962	7.131	1:18.023	3	78,438	0	11	Mini GP 110			HELP RAC
12	34	HINOJOSA NAVARRO, JACOBO	9	11:53.047	25.692	1.730	1:18.024	9	78,437	0	12	Mini GP 110			OHVALE
13	20	CANTOS LLORCA, OLIVER	9	11:53.090	25.735	0.043	1:17.661	7	78,804	0	13	Mini GP 110	Ctat. Albaida		IMR
14	33	SANCHEZ MELENDEZ, GONZALO	9	11:58.677	31.322	5.587	1:18.772	2	77,693	0	14	Mini GP 110	P.M.B.		OHVALE
15	22	FERNANDEZ GARCIA, ALEJANDRA	9	12:02.804	35.449	4.127	1:17.044	9	79,435	0	15	Mini GP 110			OHVALE
16	16	TORRES ROSENDO, EDUARDO MANI	9	12:16.620	49.265	13.816	1:20.499	6	76,026	0	16	Mini GP 110			IMR
17	64	BELLUZZO , CARMELO	9	12:16.747	49.392	0.127	1:20.490	6	76,034	0	17	Mini GP 110			OHVALE
18	8	RIVERA RESEL, DIEGO	9	12:17.091	49.736	0.344	1:20.580	6	75,949	0	18	Mini GP 110			OHVALE
19	18	GARCIA ALTAMIRANO, ALONSO	9	12:17.356	50.001	0.265	1:20.536	8	75,991	0	19	Mini GP 110			OHVALE
20	48	GARCIA GONZALEZ, ANDRES	9	12:24.822	57.467	7.466	1:16.990	2	79,491	0	20	Mini GP 110			OHVALE
21	89	RAMIREZ CUESTA, ETHAN	9	12:27.904	1:00.549	3.082	1:21.719	6	74,891	0	21	Mini GP 110	Fly Group Mc.		OHVALE
22	46	MAZZUCATTO GONZALEZ, GIOVANN	9	12:30.685	1:03.330	2.781	1:22.212	8	74,442	0	22	Mini GP 110			IMR
23	95	DEMANS BUIZA, DAVID	8	11:36.578	1 Vuelta	1 Vuelta	1:17.266	8	79,207	0	23	Mini GP 110			OHVALE
<b>No clasificado</b>															
NT	21	RUIZ RODRIGUEZ, CECILIO GABRIEL	6	8:32.104	NT		1:22.783	2	73,928	0	NT	Mini GP 110			IMR
NT	49	RODRIGUEZ ALVAREZ, IZAN	3	3:55.696	NT		1:17.456	2	79,013	0	NT	Mini GP 110	MC Vallisoletai		OHVALE
NT	67	MORA CIUCUR, JOEL	1	1:28.539	NT		1:24.193	1	72,690	0	NT	Mini GP 110			OHVALE

**Notificaciones**

#45 Penalizado con 10" por adelantamiento en salida

Márgen de victoria	Velocidad media	Mejor tº de vuelta	Mejor Vel.	Mejor vuelta para
8.415	80,133	1:14.695	81,933	5 - REINA CHAMORRO, ALEX

**Jefe de cronometraje**
**Orbits**
**Director de Carrera**




# RFME Copa España Minivelocidad

MiniGP 110 4T

Circuito Internacional Zuera 1,700 km

1ª Carrera

23/06/2019 12:18

Carrera (8:00 y 2 Vueltas) iniciado a 12:24:27

Lap	Lap Tm	Diff	Time of Day
<b>(5) REINA CHAMORRO, ALEX</b>			
1	1:20.254	+5.559	12:25:50.233
2	1:16.156	+1.461	12:27:06.389
3	1:16.665	+1.970	12:28:23.054
4	1:15.700	+1.005	12:29:38.754
5	1:15.758	+1.063	12:30:54.512
6	1:15.606	+0.911	12:32:10.118
7	1:15.051	+0.356	12:33:25.169
8	1:15.175	+0.480	12:34:40.344
9	1:14.695		12:35:55.039

Lap	Lap Tm	Diff	Time of Day
<b>(71) CANO TORTOSA, CARLOS</b>			
1	1:19.223	+2.787	12:25:48.639
2	1:17.366	+0.930	12:27:06.005
3	1:16.953	+0.517	12:28:22.958
4	1:16.565	+0.129	12:29:39.523
5	1:17.011	+0.575	12:30:56.534
6	1:16.967	+0.531	12:32:13.501
7	1:16.660	+0.224	12:33:30.161
8	1:16.857	+0.421	12:34:47.018
9	1:16.436		12:36:03.454

Lap	Lap Tm	Diff	Time of Day
<b>(11) GONZALEZ PEREZ, DAVID</b>			
1	1:19.514	+2.907	12:25:49.096
2	1:16.881	+0.274	12:27:05.977
3	1:17.107	+0.500	12:28:23.084
4	1:16.607		12:29:39.691
5	1:16.973	+0.366	12:30:56.664
6	1:16.780	+0.173	12:32:13.444
7	1:16.614	+0.007	12:33:30.058
8	1:16.861	+0.254	12:34:46.919
9	1:16.715	+0.108	12:36:03.634

Lap	Lap Tm	Diff	Time of Day
<b>(45) LONGARELA MONTES, ALEX</b>			
1	1:18.883	+3.352	12:25:47.314
2	1:16.200	+0.669	12:27:03.514
3	1:15.954	+0.423	12:28:19.468
4	1:15.897	+0.366	12:29:35.365
5	1:16.124	+0.593	12:30:51.489
6	1:15.531		12:32:07.020
7	1:15.736	+0.205	12:33:22.756
8	1:15.801	+0.270	12:34:38.557
9	1:15.723	+0.192	12:35:54.280

Lap	Lap Tm	Diff	Time of Day
<b>(17) KARPUSHIN , IAROSLAV</b>			
1	1:21.712	+5.420	12:25:51.835
2	1:17.919	+1.627	12:27:09.754
3	1:16.640	+0.348	12:28:26.394
4	1:17.024	+0.732	12:29:43.418
5	1:16.972	+0.680	12:31:00.390
6	1:16.793	+0.501	12:32:17.183
7	1:16.710	+0.418	12:33:33.893
8	1:16.292		12:34:50.185
9	1:17.131	+0.839	12:36:07.316

Lap	Lap Tm	Diff	Time of Day
<b>(77) MARTINEZ VELASQUEZ, KERMEN DAVID</b>			
1	1:20.468	+3.587	12:25:50.547
2	1:17.480	+0.599	12:27:08.027
3	1:16.935	+0.054	12:28:24.962
4	1:17.270	+0.389	12:29:42.232
5	1:17.034	+0.153	12:30:59.266
6	1:16.881		12:32:16.147
7	1:16.932	+0.051	12:33:33.079
8	1:17.078	+0.197	12:34:50.157
9	1:17.388	+0.507	12:36:07.545

Lap	Lap Tm	Diff	Time of Day
<b>(23) PALACIOS RUIZ, JONATHAN ENRIQUE</b>			
1	1:21.925	+5.567	12:25:51.583
2	1:17.415	+1.057	12:27:08.998
3	1:17.066	+0.708	12:28:26.064
4	1:17.160	+0.802	12:29:43.224
5	1:17.225	+0.867	12:31:00.449
6	1:17.031	+0.673	12:32:17.480
7	1:16.694	+0.336	12:33:34.174
8	1:16.358		12:34:50.532
9	1:17.255	+0.897	12:36:07.787

Lap	Lap Tm	Diff	Time of Day
<b>(10) BAIGET ARIAS, PABLO</b>			
1	1:22.019	+5.328	12:25:52.879
2	1:17.505	+0.814	12:27:10.384
3	1:17.836	+1.145	12:28:28.220
4	1:17.647	+0.956	12:29:45.867
5	1:17.244	+0.553	12:31:03.111
6	1:17.235	+0.544	12:32:20.346
7	1:17.191	+0.500	12:33:37.537
8	1:17.173	+0.482	12:34:54.710
9	1:16.691		12:36:11.401

Lap	Lap Tm	Diff	Time of Day
<b>(70) DANIEL JR , KRISTIAN ANTHONY</b>			
1	1:21.611	+4.998	12:25:52.076
2	1:18.125	+1.512	12:27:10.201
3	1:17.974	+1.361	12:28:28.175
4	1:17.699	+1.086	12:29:45.874
5	1:17.506	+0.893	12:31:03.380
6	1:17.094	+0.481	12:32:20.474
7	1:17.211	+0.598	12:33:37.685
8	1:17.169	+0.556	12:34:54.854
9	1:16.613		12:36:11.467

Lap	Lap Tm	Diff	Time of Day
<b>(29) PEREZ AVAREZ, ALFONSO</b>			
1	1:22.213	+5.394	12:25:53.139
2	1:18.148	+1.329	12:27:11.287
3	1:17.348	+0.529	12:28:28.635
4	1:17.655	+0.836	12:29:46.290
5	1:17.438	+0.619	12:31:03.728
6	1:16.968	+0.149	12:32:20.696
7	1:17.130	+0.311	12:33:37.826
8	1:17.225	+0.406	12:34:55.051
9	1:16.819		12:36:11.870

Lap	Lap Tm	Diff	Time of Day
<b>(43) LOPEZ RODRIGUEZ, LUIS MIGUEL</b>			
1	1:21.187	+3.164	12:25:51.588
2	1:18.565	+0.542	12:27:10.153
3	1:18.023		12:28:28.176
4	1:18.183	+0.160	12:29:46.359
5	1:18.057	+0.034	12:31:04.416
6	1:18.767	+0.744	12:32:23.183
7	1:18.782	+0.759	12:33:41.965
8	1:18.660	+0.637	12:35:00.625
9	1:18.376	+0.353	12:36:19.001

Lap	Lap Tm	Diff	Time of Day
<b>(34) HINOJOSA NAVARRO, JACOBO</b>			
1	1:21.927	+3.903	12:25:52.994
2	1:18.343	+0.319	12:27:11.337
3	1:18.319	+0.295	12:28:29.656
4	1:18.468	+0.444	12:29:48.124
5	1:18.641	+0.617	12:31:06.765
6	1:18.899	+0.875	12:32:25.664
7	1:18.741	+0.717	12:33:44.405
8	1:18.302	+0.278	12:35:02.707
9	1:18.024		12:36:20.731

Lap	Lap Tm	Diff	Time of Day
<b>(20) CANTOS LLORCA, OLIVER</b>			
1	1:24.913	+7.252	12:25:55.062
2	1:19.266	+1.605	12:27:14.328
3	1:18.502	+0.841	12:28:32.830
4	1:18.173	+0.512	12:29:51.003
5	1:18.131	+0.470	12:31:09.134
6	1:18.208	+0.547	12:32:27.342
7	1:17.661		12:33:45.003
8	1:17.811	+0.150	12:35:02.814
9	1:17.960	+0.299	12:36:20.774

Lap	Lap Tm	Diff	Time of Day
<b>(33) SANCHEZ MELENDEZ, GONZALO</b>			
1	1:22.779	+3.507	12:25:53.515
2	1:18.772		12:27:12.287
3	1:19.054	+0.282	12:28:31.341
4	1:18.980	+0.208	12:29:50.321
5	1:19.212	+0.440	12:31:09.533
6	1:18.904	+0.132	12:32:28.437
7	1:19.108	+0.336	12:33:47.545
8	1:19.096	+0.324	12:35:06.641
9	1:19.720	+0.948	12:36:26.361

Lap	Lap Tm	Diff	Time of Day
<b>(22) FERNANDEZ GARCIA, ALEJANDRA</b>			
1	1:20.006	+2.962	12:25:50.127
2	1:31.363	+14.319	12:27:21.490
3	1:19.351	+2.307	12:28:40.841
4	1:19.582	+2.538	12:30:00.423
5	1:19.826	+2.782	12:31:20.249
6	1:17.975	+0.931	12:32:38.224
7	1:17.695	+0.651	12:33:55.919
8	1:17.525	+0.481	12:35:13.444
9	1:17.044		12:36:30.488

Lap	Lap Tm	Diff	Time of Day
<b>(16) TORRES ROSENDO, EDUARDO MANUEL</b>			
1	1:22.938	+2.439	12:25:54.917
2	1:20.795	+0.296	12:27:15.712
3	1:21.268	+0.769	12:28:36.980
4	1:21.632	+1.133	12:29:58.612
5	1:21.574	+1.075	12:31:20.186
6	1:20.499		12:32:40.685
7	1:21.617	+1.118	12:34:02.302
8	1:20.885	+0.386	12:35:23.187
9	1:21.117	+0.618	12:36:44.304

Lap	Lap Tm	Diff	Time of Day
<b>(64) BELLUZZO , CARMELO</b>			
1	1:24.156	+3.666	12:25:56.745
2	1:21.834	+1.344	12:27:18.579
3	1:20.516	+0.026	12:28:39.095
4	1:21.167	+0.677	12:30:00.262
5	1:21.042	+0.552	12:31:21.304
6	1:20.490		12:32:41.794
7	1:20.631	+0.141	12:34:02.425
8	1:21.085	+0.595	12:35:23.510
9	1:20.921	+0.431	12:36:44.431

Lap	Lap Tm	Diff	Time of Day
<b>(8) RIVERA RESEL, DIEGO</b>			
1	1:24.267	+3.687	12:25:56.364
2	1:21.497	+0.917	12:27:17.861
3	1:20.708	+0.128	12:28:38.569
4	1:21.651	+1.071	12:30:00.220
5	1:21.328	+0.748	12:31:21.548
6	1:20.580		12:32:42.128
7	1:20.634	+0.054	12:34:02.762
8	1:21.013	+0.433	12:35:23.775
9	1:21.000	+0.420	12:36:44.775

Jefe de cronometraje

Orbits

Director de Carrera





## RFME Copa España Minivelocidad

MiniGP 110 4T

Circuito Internacional Zuera 1,700 km

1ª Carrera

23/06/2019 12:18

Carrera (8:00 y 2 Vueltas) iniciado a 12:24:27

Lap	Lap Tm	Diff	Time of Day
<b>(18) GARCIA ALTAMIRANO, ALONSO</b>			
1	1:26.025	+5.489	12:25:57.706
2	1:21.991	+1.455	12:27:19.697
3	1:20.548	+0.012	12:28:40.245
4	1:20.763	+0.227	12:30:01.008
5	1:21.191	+0.655	12:31:22.199
6	1:20.912	+0.376	12:32:43.111
7	1:20.545	+0.009	12:34:03.656
8	1:20.536		12:35:24.192
9	1:20.848	+0.312	12:36:45.040

Lap	Lap Tm	Diff	Time of Day
<b>(48) GARCIA GONZALEZ, ANDRES</b>			
1	1:19.195	+2.205	12:25:48.545
2	1:16.990		12:27:05.535
3	2:00.475	+43.485	12:29:06.010
4	1:17.965	+0.975	12:30:23.975
5	1:17.550	+0.560	12:31:41.525
6	1:17.769	+0.779	12:32:59.294
7	1:17.592	+0.602	12:34:16.886
8	1:17.980	+0.990	12:35:34.866
9	1:17.640	+0.650	12:36:52.506

Lap	Lap Tm	Diff	Time of Day
<b>(89) RAMIREZ CUESTA, ETHAN</b>			
1	1:26.538	+4.819	12:25:58.229
2	1:23.005	+1.286	12:27:21.234
3	1:22.123	+0.404	12:28:43.357
4	1:21.745	+0.026	12:30:05.102
5	1:22.490	+0.771	12:31:27.592
6	1:21.719		12:32:49.311
7	1:22.335	+0.616	12:34:11.646
8	1:21.811	+0.092	12:35:33.457
9	1:22.131	+0.412	12:36:55.588

Lap	Lap Tm	Diff	Time of Day
<b>(46) MAZZUCATTO GONZALEZ, GIOVANNI VALENTINO</b>			
1	1:25.376	+3.164	12:25:57.585
2	1:22.468	+0.256	12:27:20.053
3	1:22.237	+0.025	12:28:42.290
4	1:22.244	+0.032	12:30:04.534
5	1:23.026	+0.814	12:31:27.560
6	1:23.383	+1.171	12:32:50.943
7	1:22.375	+0.163	12:34:13.318
8	1:22.212		12:35:35.530
9	1:22.839	+0.627	12:36:58.369

Lap	Lap Tm	Diff	Time of Day
<b>(95) DEMANS BUIZA, DAVID</b>			
1	1:20.301	+3.035	12:25:50.176
2	2:26.973	+1:09.707	12:28:17.149
3	1:18.344	+1.078	12:29:35.493
4	1:17.378	+0.112	12:30:52.871
5	1:18.175	+0.909	12:32:11.046
6	1:17.790	+0.524	12:33:28.836
7	1:18.160	+0.894	12:34:46.996
8	1:17.266		12:36:04.262

Lap	Lap Tm	Diff	Time of Day
<b>(21) RUIZ RODRIGUEZ, CECILIO GABRIEL</b>			
1	1:25.563	+2.780	12:25:59.011
2	1:22.783		12:27:21.794
3	1:23.483	+0.700	12:28:45.277
4	1:24.571	+1.788	12:30:09.848
5	1:25.385	+2.602	12:31:35.233
6	1:24.555	+1.772	12:32:59.788

Lap	Lap Tm	Diff	Time of Day
<b>(49) RODRIGUEZ ALVAREZ, IZAN</b>			
1	1:19.562	+2.106	12:25:48.318
2	1:17.456		12:27:05.774

Lap	Lap Tm	Diff	Time of Day
3	1:17.606	+0.150	12:28:23.380
<b>(67) MORA CIUCUR, JOEL</b>			
1	1:24.193		12:25:56.223

Lap	Lap Tm	Diff	Time of Day
-----	--------	------	-------------

Jefe de cronometraje

Director de Carrera

Orbits



# RFME Copa España Minivelocidad

# Vuelta a vuelta

MiniGP 110 4T

Circuito Internacional Zuera 1,700 km

1ª Carrera

23/06/2019 12:18

Carrera (8:00 y 2 Vueltas) iniciado a 12:24:27

Competidores

	Vueltas									
	0	1	2	3	4	5	6	7	8	9
LONGARELA MONTES, ALEX (45)	1	45	45	45	45	45	45	45	45	45
RODRIGUEZ ALVAREZ, IZAN (49)	2	49	49	48	71	5	5	5	5	5
GARCIA GONZALEZ, ANDRES (48)	3	48	48	49	5	71	71	11	11	71
CANO TORTOSA, CARLOS (71)	4	71	71	11	11	11	11	71	71	11
GONZALEZ PEREZ, DAVID (11)	5	11	11	71	49	77	77	77	77	17
PALACIOS RUIZ, JONATHAN ENRIQUE (23)	6	23	22	5	77	23	17	17	17	77
DEMANS BUIZA, DAVID (95)	7	95	95	77	23	17	23	23	23	23
REINA CHAMORRO, ALEX (5)	8	5	5	23	17	10	10	10	10	10
MARTINEZ VELASQUEZ, KERMAN DAVID (77)	9	77	77	17	70	70	70	70	70	70
FERNANDEZ GARCIA, ALEJANDRA (22)	10	22	23	43	43	29	29	29	29	29
KARPUSHIN , IAROSLAV (17)	11	17	43	70	10	43	43	43	43	43
CANTOS LLORCA, OLIVER (20)	12	20	17	10	29	34	34	34	34	34
LOPEZ RODRIGUEZ, LUIS MIGUEL (43)	13	43	70	29	34	33	20	20	20	20
DANIEL JR , KRISTIAN ANTHONY (70)	14	70	10	34	33	20	33	33	33	33
BAIGET ARIAS, PABLO (10)	15	10	34	33	20	16	16	22	22	22
PEREZ AVAREZ, ALFONSO (29)	16	29	29	20	16	8	22	16	16	16
HINOJOSA NAVARRO, JACOBO (34)	17	34	33	16	8	64	64	64	64	64
SANCHEZ MELENDEZ, GONZALO (33)	18	33	16	8	64	22	8	8	8	8
GARCIA ALTAMIRANO, ALONSO (18)	19	18	20	64	18	18	18	18	18	18
RAMIREZ CUESTA, ETHAN (89)	20	89	67	18	22	46	46	89	89	48
TORRES ROSENDO, EDUARDO MANUEL (16)	21	16	8	46	46	89	89	46	46	89
MORA CIUCUR, JOEL (67)	22	67	64	89	89	21	21	48	48	46
RIVERA RESEL, DIEGO (8)	23	8	46	22	21	48	48	21	95	95
MAZZUCATTO GONZALEZ, GIOVANNI VALENTINO (46)	24	46	18	21	48	95	95			
BELLUZZO , CARMELO (64)	25	64	89	95	95					
RUIZ RODRIGUEZ, CECILIO GABRIEL (21)	26	21	21							

Jefe de cronometraje

Orbits

Director de Carrera



**RFME Copa España Minivelocidad**
**Clasificado por vueltas**
**MiniGP 110 4T**
**Circuito Internacional Zuera 1,700 km**
**2ª Carrera**
**23/06/2019 14:03**
**Carrera (8:00 y 2 Vueltas) iniciado a 14:19:17**

Pos.	Nº	Nombre	Vtas	Total T°	Dif.1°	Dif. Ant.	Mejor Tm	M.V.	Km/h	Ptos	PEC	Clase	Club	Equipo	Moto
1	45	LONGARELA MONTES, ALEX	9	11:28.737			1:15.341	5	81,231	0	1	Mini GP 110			OHVALE
2	11	GONZALEZ PEREZ, DAVID	9	11:36.805	8.068	8.068	1:16.336	7	80,172	0	2	Mini GP 110			OHVALE
3	77	MARTINEZ VELASQUEZ, KERMAN D/	9	11:38.459	9.722	1.654	1:16.386	7	80,119	0	3	Mini GP 110	CM La Ribera		
4	22	FERNANDEZ GARCIA, ALEJANDRA	9	11:43.018	14.281	4.559	1:16.836	5	79,650	0	4	Mini GP 110			OHVALE
5	95	DEMANS BUIZA, DAVID	9	11:45.327	16.590	2.309	1:17.182	7	79,293	0	5	Mini GP 110			OHVALE
6	49	RODRIGUEZ ALVAREZ, IZAN	9	11:45.338	16.601	0.011	1:16.868	5	79,617	0	6	Mini GP 110	MC Vallisoletai		
7	29	PEREZ AVAREZ, ALFONSO	9	11:45.488	16.751	0.150	1:17.350	3	79,121	0	7	Mini GP 110	C.D. Maik Raci		OHVALE
8	17	KARPUSHIN , IAROSLAV	9	11:45.576	16.839	0.088	1:16.484	6	80,017	0	8	Mini GP 110			BUCCIMO
9	23	PALACIOS RUIZ, JONATHAN ENRIQU	9	11:46.274	17.537	0.698	1:17.253	6	79,220	0	9	Mini GP 110			OHVALE
10	48	GARCIA GONZALEZ, ANDRES	9	11:48.468	19.731	2.194	1:16.324	7	80,184	0	10	Mini GP 110			OHVALE
11	34	HINOJOSA NAVARRO, JACOBO	9	11:57.895	29.158	9.427	1:18.734	4	77,730	0	11	Mini GP 110			
12	5	REINA CHAMORRO, ALEX	9	12:03.816	35.079	5.921	1:15.358	6	81,212	0	12	Mini GP 110			OHVALE
13	33	SANCHEZ MELENDEZ, GONZALO	9	12:04.255	35.518	0.439	1:19.260	4	77,214	0	13	Mini GP 110	P.M.B.		OHVALE
14	64	BELLUZZO , CARMELO	9	12:16.220	47.483	11.965	1:20.196	2	76,313	0	14	Mini GP 110			OHVALE
15	16	TORRES ROSENDO, EDUARDO MANU	9	12:16.372	47.635	0.152	1:20.326	5	76,190	0	15	Mini GP 110			IMR
16	18	GARCIA ALTAMIRANO, ALONSO	9	12:16.608	47.871	0.236	1:20.239	4	76,272	0	16	Mini GP 110			OHVALE
17	8	RIVERA RESEL, DIEGO	9	12:22.991	54.254	6.383	1:21.045	5	75,514	0	17	Mini GP 110			
18	67	MORA CIUCUR, JOEL	9	12:26.086	57.349	3.095	1:21.151	4	75,415	0	18	Mini GP 110			OHVALE
19	89	RAMIREZ CUESTA, ETHAN	9	12:26.318	57.581	0.232	1:21.471	4	75,119	0	19	Mini GP 110	Fly Group Mc.		OHVALE
20	46	MAZZUCATTO GONZALEZ, GIOVANN	9	12:35.531	1:06.794	9.213	1:21.773	3	74,841	0	20	Mini GP 110			IMR
21	21	RUIZ RODRIGUEZ, CECILIO GABRIEL	8	12:10.412	1 Vuelta	1 Vuelta	1:26.928	2	70,403	0	21	Mini GP 110			IMR
<b>No clasificado</b>															
NT	71	CANO TORTOSA, CARLOS	8	10:20.528	NT		1:16.351	7	80,156	0	NT	Mini GP 110			MIR RACI
NT	10	BAIGET ARIAS, PABLO	7	9:08.568	NT		1:16.513	5	79,986	0	NT	Mini GP 110			
NT	20	CANTOS LLORCA, OLIVER	7	9:22.775	NT		1:17.460	6	79,009	0	NT	Mini GP 110	Ctat. Albaida		IMR
NT	70	DANIEL JR , KRISTIAN ANTHONY		3.214	NT			0	-	0	NT	Mini GP 110			MIR RACI
NT	43	LOPEZ RODRIGUEZ, LUIS MIGUEL		12.948	NT			0	-	0	NT	Mini GP 110			HELP RAC

**Notificaciones**

#43 #20 #48 Pensalizados con 10 segundos por adelantamiento en salida

Márgen de victoria	Velocidad media	Mejor t° de vuelta	Mejor Vel.	Mejor vuelta para
8.068	79,972	1:15.341	81,231	45 - LONGARELA MONTES, ALEX

**Jefe de cronometraje**
**Orbits**
**Director de Carrera**


# RFME Copa España Minivelocidad

MiniGP 110 4T

Circuito Internacional Zuera 1,700 km

2ª Carrera

23/06/2019 14:03

Carrera (8:00 y 2 Vueltas) iniciado a 14:19:17

Lap	Lap Tm	Diff	Time of Day
<b>(45) LONGARELA MONTES, ALEX</b>			
1	1:18.957	+3.616	14:20:37.716
2	1:16.083	+0.742	14:21:53.799
3	1:15.896	+0.555	14:23:09.695
4	1:15.736	+0.395	14:24:25.431
5	1:15.341		14:25:40.772
6	1:15.380	+0.039	14:26:56.152
7	1:15.837	+0.496	14:28:11.989
8	1:16.528	+1.187	14:29:28.517
9	1:17.718	+2.377	14:30:46.235

Lap	Lap Tm	Diff	Time of Day
<b>(11) GONZALEZ PEREZ, DAVID</b>			
1	1:20.086	+3.750	14:20:39.807
2	1:17.670	+1.334	14:21:57.477
3	1:17.100	+0.764	14:23:14.577
4	1:16.776	+0.440	14:24:31.353
5	1:16.927	+0.591	14:25:48.280
6	1:16.897	+0.561	14:27:05.177
7	1:16.336		14:28:21.513
8	1:16.416	+0.080	14:29:37.929
9	1:16.374	+0.038	14:30:54.303

Lap	Lap Tm	Diff	Time of Day
<b>(77) MARTINEZ VELASQUEZ, KERMAN DAVID</b>			
1	1:19.966	+3.580	14:20:39.957
2	1:17.685	+1.299	14:21:57.642
3	1:17.578	+1.192	14:23:15.220
4	1:17.150	+0.764	14:24:32.370
5	1:16.894	+0.508	14:25:49.264
6	1:16.706	+0.320	14:27:05.970
7	1:16.386		14:28:22.356
8	1:16.729	+0.343	14:29:39.085
9	1:16.872	+0.486	14:30:55.957

Lap	Lap Tm	Diff	Time of Day
<b>(22) FERNANDEZ GARCIA, ALEJANDRA</b>			
1	1:20.318	+3.482	14:20:40.444
2	1:17.651	+0.815	14:21:58.095
3	1:17.503	+0.667	14:23:15.598
4	1:17.797	+0.961	14:24:33.395
5	1:16.836		14:25:50.231
6	1:17.378	+0.542	14:27:07.609
7	1:17.352	+0.516	14:28:24.961
8	1:17.567	+0.731	14:29:42.528
9	1:17.988	+1.152	14:31:00.516

Lap	Lap Tm	Diff	Time of Day
<b>(95) DEMANS BUIZA, DAVID</b>			
1	1:20.367	+3.185	14:20:40.100
2	1:17.892	+0.710	14:21:57.992
3	1:17.396	+0.214	14:23:15.388
4	1:18.508	+1.326	14:24:33.896
5	1:17.423	+0.241	14:25:51.319
6	1:17.440	+0.258	14:27:08.759
7	1:17.182		14:28:25.941
8	1:18.664	+1.482	14:29:44.605
9	1:18.220	+1.038	14:31:02.825

Lap	Lap Tm	Diff	Time of Day
<b>(49) RODRIGUEZ ALVAREZ, IZAN</b>			
1	1:19.982	+3.114	14:20:39.089
2	1:17.792	+0.924	14:21:56.881
3	1:18.067	+1.199	14:23:14.948
4	1:18.242	+1.374	14:24:33.190
5	1:16.868		14:25:50.058
6	1:17.451	+0.583	14:27:07.509
7	1:18.341	+1.473	14:28:25.850
8	1:18.875	+2.007	14:29:44.725
9	1:18.111	+1.243	14:31:02.836

Lap	Lap Tm	Diff	Time of Day
<b>(29) PEREZ AVAREZ, ALFONSO</b>			
1	1:20.269	+2.919	14:20:40.895
2	1:17.765	+0.415	14:21:58.660
3	1:17.350		14:23:16.010
4	1:18.001	+0.651	14:24:34.011
5	1:17.356	+0.006	14:25:51.367
6	1:17.874	+0.524	14:27:09.241
7	1:17.400	+0.050	14:28:26.641
8	1:18.338	+0.988	14:29:44.979
9	1:18.007	+0.657	14:31:02.986

Lap	Lap Tm	Diff	Time of Day
<b>(17) KARPUSHIN , IAROSLAV</b>			
1	1:21.916	+5.432	14:20:42.162
2	1:17.846	+1.362	14:22:00.008
3	1:18.304	+1.820	14:23:18.312
4	1:17.470	+0.986	14:24:35.782
5	1:17.406	+0.922	14:25:53.188
6	1:16.484		14:27:09.672
7	1:16.982	+0.498	14:28:26.654
8	1:18.801	+2.317	14:29:45.455
9	1:17.619	+1.135	14:31:03.074

Lap	Lap Tm	Diff	Time of Day
<b>(23) PALACIOS RUIZ, JONATHAN ENRIQUE</b>			
1	1:21.983	+4.730	14:20:42.030
2	1:17.926	+0.673	14:21:59.956
3	1:17.757	+0.504	14:23:17.713
4	1:17.995	+0.742	14:24:35.708
5	1:17.908	+0.655	14:25:53.616
6	1:17.253		14:27:10.869
7	1:17.595	+0.342	14:28:28.464
8	1:17.959	+0.706	14:29:46.423
9	1:17.349	+0.096	14:31:03.772

Lap	Lap Tm	Diff	Time of Day
<b>(48) GARCIA GONZALEZ, ANDRES</b>			
1	1:20.141	+3.817	14:20:39.617
2	1:17.692	+1.368	14:21:57.309
3	1:17.685	+1.361	14:23:14.994
4	1:17.091	+0.767	14:24:32.085
5	1:16.953	+0.629	14:25:49.038
6	1:16.711	+0.387	14:27:05.749
7	1:16.324		14:28:22.073
8	1:16.732	+0.408	14:29:38.805
9	1:17.161	+0.837	14:30:55.966

Lap	Lap Tm	Diff	Time of Day
<b>(34) HINOJOSA NAVARRO, JACOBO</b>			
1	1:21.960	+3.226	14:20:42.885
2	1:18.901	+0.167	14:22:01.786
3	1:18.846	+0.112	14:23:20.632
4	1:18.734		14:24:39.366
5	1:18.889	+0.155	14:25:58.255
6	1:19.119	+0.385	14:27:17.374
7	1:18.975	+0.241	14:28:36.349
8	1:19.431	+0.697	14:29:55.780
9	1:19.613	+0.879	14:31:15.393

Lap	Lap Tm	Diff	Time of Day
<b>(5) REINA CHAMORRO, ALEX</b>			
1	1:18.799	+3.441	14:20:37.668
2	1:16.074	+0.716	14:21:53.742
3	1:15.828	+0.470	14:23:09.570
4	1:15.748	+0.390	14:24:25.318
5	1:15.447	+0.089	14:25:40.765
6	1:15.358		14:26:56.123
7	1:48.439	+33.081	14:28:44.562
8	1:16.913	+1.555	14:30:01.475
9	1:19.839	+4.481	14:31:21.314

Lap	Lap Tm	Diff	Time of Day
<b>(33) SANCHEZ MELENDEZ, GONZALO</b>			
1	1:22.784	+3.524	14:20:43.855
2	1:19.377	+0.117	14:22:03.232
3	1:19.391	+0.131	14:23:22.623
4	1:19.260		14:24:41.883
5	1:19.527	+0.267	14:26:01.410
6	1:19.966	+0.706	14:27:21.376
7	1:20.115	+0.855	14:28:41.491
8	1:20.150	+0.890	14:30:01.641
9	1:20.112	+0.852	14:31:21.753

Lap	Lap Tm	Diff	Time of Day
<b>(64) BELLUZZO , CARMELO</b>			
1	1:23.484	+3.288	14:20:45.919
2	1:20.196		14:22:06.115
3	1:21.063	+0.867	14:23:27.178
4	1:21.232	+1.036	14:24:48.410
5	1:20.211	+0.015	14:26:08.621
6	1:21.348	+1.152	14:27:29.969
7	1:21.077	+0.881	14:28:51.046
8	1:21.210	+1.014	14:30:12.256
9	1:21.462	+1.266	14:31:33.718

Lap	Lap Tm	Diff	Time of Day
<b>(16) TORRES ROSENDO, EDUARDO MANUEL</b>			
1	1:23.251	+2.925	14:20:45.234
2	1:20.830	+0.504	14:22:06.064
3	1:20.991	+0.665	14:23:27.055
4	1:21.179	+0.853	14:24:48.234
5	1:20.326		14:26:08.560
6	1:21.242	+0.916	14:27:29.802
7	1:22.424	+2.098	14:28:52.226
8	1:20.417	+0.091	14:30:12.643
9	1:21.227	+0.901	14:31:33.870

Lap	Lap Tm	Diff	Time of Day
<b>(18) GARCIA ALTAMIRANO, ALONSO</b>			
1	1:24.765	+4.526	14:20:46.758
2	1:20.987	+0.748	14:22:07.745
3	1:20.890	+0.651	14:23:28.635
4	1:20.239		14:24:48.874
5	1:20.347	+0.108	14:26:09.221
6	1:20.898	+0.659	14:27:30.119
7	1:21.373	+1.134	14:28:51.492
8	1:21.101	+0.862	14:30:12.593
9	1:21.513	+1.274	14:31:34.106

Lap	Lap Tm	Diff	Time of Day
<b>(8) RIVERA RESEL, DIEGO</b>			
1	1:25.086	+4.041	14:20:47.427
2	1:22.182	+1.137	14:22:09.609
3	1:21.211	+0.166	14:23:30.820
4	1:21.112	+0.067	14:24:51.932
5	1:21.045		14:26:12.977
6	1:21.062	+0.017	14:27:34.039
7	1:21.503	+0.458	14:28:55.542
8	1:22.323	+1.278	14:30:17.865
9	1:22.624	+1.579	14:31:40.489

Lap	Lap Tm	Diff	Time of Day
<b>(67) MORA CIUCUR, JOEL</b>			
1	1:25.779	+4.628	14:20:48.037
2	1:22.651	+1.500	14:22:10.688
3	1:21.535	+0.384	14:23:32.223
4	1:21.151		14:24:53.374
5	1:21.736	+0.585	14:26:15.110
6	1:22.090	+0.939	14:27:37.200
7	1:22.035	+0.884	14:28:59.235
8	1:22.451	+1.300	14:30:21.686
9	1:21.898	+0.747	14:31:43.584

Jefe de cronometraje

Orbits

Director de Carrera



## RFME Copa España Minivelocidad

MiniGP 110 4T

Circuito Internacional Zuera 1,700 km

2ª Carrera

23/06/2019 14:03

Carrera (8:00 y 2 Vueltas) iniciado a 14:19:17

Lap	Lap Tm	Diff	Time of Day	Lap	Lap Tm	Diff	Time of Day	Lap	Lap Tm	Diff	Time of Day
<b>(89) RAMIREZ CUESTA, ETHAN</b>											
1	1:25.714	+4.243	14:20:47.384								
2	1:22.059	+0.588	14:22:09.443								
3	1:22.033	+0.562	14:23:31.476								
4	1:21.471		14:24:52.947								
5	1:22.328	+0.857	14:26:15.275								
6	1:22.091	+0.620	14:27:37.366								
7	1:22.033	+0.562	14:28:59.399								
8	1:22.493	+1.022	14:30:21.892								
9	1:21.924	+0.453	14:31:43.816								
<b>(46) MAZZUCATTO GONZALEZ, GIOVANNI VALENTINO</b>											
1	1:26.185	+4.412	14:20:48.605								
2	1:22.451	+0.678	14:22:11.056								
3	1:21.773		14:23:32.829								
4	1:22.457	+0.684	14:24:55.286								
5	1:22.085	+0.312	14:26:17.371								
6	1:22.726	+0.953	14:27:40.097								
7	1:23.848	+2.075	14:29:03.945								
8	1:24.499	+2.726	14:30:28.444								
9	1:24.585	+2.812	14:31:53.029								
<b>(21) RUIZ RODRIGUEZ, CECILIO GABRIEL</b>											
1	1:28.410	+1.482	14:20:51.684								
2	1:26.928		14:22:18.612								
3	1:28.304	+1.376	14:23:46.916								
4	1:29.431	+2.503	14:25:16.347								
5	1:31.224	+4.296	14:26:47.571								
6	1:37.495	+10.567	14:28:25.066								
7	1:33.379	+6.451	14:29:58.445								
8	1:29.465	+2.537	14:31:27.910								
<b>(71) CANO TORTOSA, CARLOS</b>											
1	1:19.744	+3.393	14:20:39.167								
2	1:17.771	+1.420	14:21:56.938								
3	1:17.494	+1.143	14:23:14.432								
4	1:16.828	+0.477	14:24:31.260								
5	1:17.004	+0.653	14:25:48.264								
6	1:16.775	+0.424	14:27:05.039								
7	1:16.351		14:28:21.390								
8	1:16.636	+0.285	14:29:38.026								
<b>(10) BAIGET ARIAS, PABLO</b>											
1	1:22.304	+5.791	14:20:43.156								
2	1:16.946	+0.433	14:22:00.102								
3	1:17.791	+1.278	14:23:17.893								
4	1:17.073	+0.560	14:24:34.966								
5	1:16.513		14:25:51.479								
6	1:17.168	+0.655	14:27:08.647								
7	1:17.419	+0.906	14:28:26.066								
<b>(20) CANTOS LLORCA, OLIVER</b>											
1	1:21.584	+4.124	14:20:41.628								
2	1:18.004	+0.544	14:21:59.632								
3	1:18.297	+0.837	14:23:17.929								
4	1:17.904	+0.444	14:24:35.833								
5	1:18.097	+0.637	14:25:53.930								
6	1:17.460		14:27:11.390								
7	1:18.883	+1.423	14:28:30.273								

Jefe de cronometraje

Director de Carrera

Orbits



# RFME Copa España Minivelocidad

# Vuelta a vuelta

MiniGP 110 4T

Circuito Internacional Zuera 1,700 km

2ª Carrera

23/06/2019 14:03

Carrera (8:00 y 2 Vueltas) iniciado a 14:19:17

## Competidores

	Vueltas										
	0	1	2	3	4	5	6	7	8	9	
LONGARELA MONTES, ALEX (45)	1	45	5	5	5	5	5	5	45	45	45
REINA CHAMORRO, ALEX (5)	2	5	45	45	45	45	45	45	71	11	11
RODRIGUEZ ALVAREZ, IZAN (49)	3	49	49	49	71	71	71	71	11	71	77
CANO TORTOSA, CARLOS (71)	4	71	71	71	11	11	11	11	48	48	48
GARCIA GONZALEZ, ANDRES (48)	5	48	48	48	49	48	48	48	77	77	22
GONZALEZ PEREZ, DAVID (11)	6	11	11	11	48	77	77	77	22	22	95
DEMANS BUIZA, DAVID (95)	7	95	77	77	77	49	49	49	49	95	49
MARTINEZ VELASQUEZ, KERMAN DAVID (77)	8	77	95	95	95	22	22	22	95	49	29
CANTOS LLORCA, OLIVER (20)	9	20	22	22	22	95	95	10	10	29	17
PALACIOS RUIZ, JONATHAN ENRIQUE (23)	10	23	29	29	29	29	29	95	29	17	23
FERNANDEZ GARCIA, ALEJANDRA (22)	11	22	20	20	23	10	10	29	17	23	34
KARPUSHIN , IAROSLAV (17)	12	17	23	23	10	23	17	17	23	34	5
LOPEZ RODRIGUEZ, LUIS MIGUEL (43)	13	43	17	17	20	17	23	23	20	5	33
PEREZ AVAREZ, ALFONSO (29)	14	29	34	10	17	20	20	20	34	33	64
DANIEL JR , KRISTIAN ANTHONY (70)	15	70	10	34	34	34	34	34	33	64	16
BAIGET ARIAS, PABLO (10)	16	10	33	33	33	33	33	33	5	18	18
HINOJOSA NAVARRO, JACOBO (34)	17	34	16	16	16	16	16	16	64	16	8
SANCHEZ MELENDEZ, GONZALO (33)	18	33	64	64	64	64	64	64	18	8	67
RAMIREZ CUESTA, ETHAN (89)	19	89	18	18	18	18	18	18	16	67	89
TORRES ROSENDO, EDUARDO MANUEL (16)	20	16	89	89	8	8	8	8	8	89	46
GARCIA ALTAMIRANO, ALONSO (18)	21	18	8	8	89	89	67	67	67	46	
MORA CIUCUR, JOEL (67)	22	67	67	67	67	67	89	89	89	21	
RIVERA RESEL, DIEGO (8)	23	8	46	46	46	46	46	46	46		
MAZZUCATTO GONZALEZ, GIOVANNI VALENTINO (46)	24	46	21	21	21	21	21	21	21		
BELLUZZO , CARMELO (64)	25	64									
RUIZ RODRIGUEZ, CECILIO GABRIEL (21)	26	21									

Jefe de cronometraje

Orbits

Director de Carrera





**RFME Copa España Minivelocidad**
**Clasificado por mejor tiempo de vuelta**
**Moto5 / Open 190**
**Circuito Internacional Zuera 1,700 km**
**Entrenos Cronos 1**
**23/06/2019 09:49**
**Clasificación (15:00 Tiempo) iniciado a 9:48:58**

Pos.	Nº	Nombre	Mejor Tm	Dif.1º	Dif.Ant	MV	Vtas.	Km/h	Moto	Club
1	13	FERNANDEZ GONZALEZ, IVAN	1:10.068			10	13	87,344	OHVALE	
2	47	TORRES DOMINGUEZ, ANTONIO	1:10.194	0.126	0.126	7	11	87,187	OHVALE	C.D. Cardoso Ra
3	28	MARTINEZ QUILES, MAXIMO	1:10.241	0.173	0.047	3	4	87,129	OHVALE	
4	38	RODRIGUEZHERNANDEZ, JUAN	1:10.242	0.174	0.001	12	13	87,127	MIR RACING	
5	12	PEREZ ALVAREZ, GONZALO	1:10.285	0.217	0.043	5	13	87,074		C.D. Maik Racing
6	83	CARPE RUIZ, ALVARO	1:10.674	0.606	0.389	9	13	86,595	OHVALE	
7	4	GARCIA ALMANSA, DAVID	1:10.756	0.688	0.082	7	12	86,494		CIV MotorSport
8	6	MENDEZ DE OLEO, XARLY	1:11.478	1.410	0.722	7	13	85,621		
9	95	KOVACS , ZOLTAN	1:12.606	2.538	1.128	8	9	84,291	MIR RACING	
10	2	RIVERA RESEL, NATALIA	1:13.753	3.685	1.147	7	13	82,980		
11	20	SANCHO BURILLO, AXEL	1:14.980	4.912	1.227	8	10	81,622		Mc. Zuera

Márgen de victoria	Velocidad media	Mejor tº de vuelta	Mejor Vel.	Mejor vuelta para
10.915	85,278	1:10.068	87,344	13 - FERNANDEZ GONZALEZ, IVAN

**Jefe de cronometraje**
**Orbits**
**Director de Carrera**


# RFME Copa España Minivelocidad

Moto5 / Open 190

Circuito Internacional Zuera 1,700 km

Entrenos Cronos 1

23/06/2019 09:49

Clasificación (15:00 Tiempo) iniciado a 9:48:58

Lap	Lap Tm	Diff	Time of Day
<b>(13) FERNANDEZ GONZALEZ, IVAN</b>			
1			9:50:45.145
2	<b>1:11.663</b>	+1.595	9:51:56.808
3	<b>1:11.262</b>	+1.194	9:53:08.070
4	<b>1:10.775</b>	+0.707	9:54:18.845
5	<b>1:10.720</b>	+0.652	9:55:29.565
6	<b>1:10.730</b>	+0.662	9:56:40.295
7	<b>1:10.357</b>	+0.289	9:57:50.652
8	<b>1:10.247</b>	+0.179	9:59:00.899
9	<b>1:10.978</b>	+0.910	10:00:11.877
10	<b>1:10.068</b>		10:01:21.945
11	<b>1:10.426</b>	+0.358	10:02:32.371
12	<b>1:10.182</b>	+0.114	10:03:42.553
13	<b>1:10.274</b>	+0.206	10:04:52.827

Lap	Lap Tm	Diff	Time of Day
<b>(47) TORRES DOMINGUEZ, ANTONIO</b>			
1			9:50:17.421
2	<b>1:12.119</b>	+1.925	9:51:29.540
3	<b>1:11.103</b>	+0.909	9:52:40.643
4	<b>1:11.978</b>	+1.784	9:53:52.621
5	<b>1:10.606</b>	+0.412	9:55:03.227
6	<b>1:10.620</b>	+0.426	9:56:13.847
7	<b>1:10.194</b>		9:57:24.041
8	<b>1:10.824</b>	+0.630	9:58:34.865
9	<b>1:10.559</b>	+0.365	9:59:45.424
10	<b>1:11.281</b>	+1.087	10:00:56.705
11	<b>1:10.727</b>	+0.533	10:02:07.432

Lap	Lap Tm	Diff	Time of Day
<b>(28) MARTINEZ QUILES, MAXIMO</b>			
1			9:50:29.097
2	<b>1:11.285</b>	+1.044	9:51:40.382
3	<b>1:10.241</b>		9:52:50.623
4	<b>1:10.520</b>	+0.279	9:54:01.143

Lap	Lap Tm	Diff	Time of Day
<b>(38) RODRIGUEZHERNANDEZ, JUAN</b>			
1			9:50:17.544
2	<b>1:11.256</b>	+1.014	9:51:28.800
3	<b>1:10.831</b>	+0.589	9:52:39.631
4	<b>1:10.785</b>	+0.543	9:53:50.416
5	<b>1:10.774</b>	+0.532	9:55:01.190
6	<b>1:10.914</b>	+0.672	9:56:12.104
7	<b>1:13.320</b>	+3.078	9:57:25.424
8	<b>1:10.875</b>	+0.633	9:58:36.299
9	<b>1:10.729</b>	+0.487	9:59:47.028
10	<b>1:11.002</b>	+0.760	10:00:58.030
11	<b>1:24.474</b>	+14.232	10:02:22.504
12	<b>1:10.242</b>		10:03:32.746
13	<b>1:10.813</b>	+0.571	10:04:43.559

Lap	Lap Tm	Diff	Time of Day
<b>(12) PEREZ ALVAREZ, GONZALO</b>			
1			9:50:17.152
2	<b>1:11.538</b>	+1.253	9:51:28.690
3	<b>1:10.778</b>	+0.493	9:52:39.468
4	<b>1:11.622</b>	+1.337	9:53:51.090
5	<b>1:10.285</b>		9:55:01.375
6	<b>1:11.488</b>	+1.203	9:56:12.863
7	<b>1:11.018</b>	+0.733	9:57:23.881
8	<b>1:11.461</b>	+1.176	9:58:35.342
9	<b>1:10.287</b>	+0.002	9:59:45.629
10	<b>1:12.584</b>	+2.299	10:00:58.213
11	<b>1:10.834</b>	+0.549	10:02:09.047
12	<b>1:11.514</b>	+1.229	10:03:20.561
13	<b>1:10.553</b>	+0.268	10:04:31.114

Lap	Lap Tm	Diff	Time of Day
<b>(83) CARPE RUIZ, ALVARO</b>			

Lap	Lap Tm	Diff	Time of Day
1			9:50:31.492
2	<b>1:12.036</b>	+1.362	9:51:43.528
3	<b>1:10.770</b>	+0.096	9:52:54.298
4	<b>1:10.729</b>	+0.055	9:54:05.027
5	<b>1:11.858</b>	+1.184	9:55:16.885
6	<b>1:10.879</b>	+0.205	9:56:27.764
7	<b>1:10.897</b>	+0.223	9:57:38.661
8	<b>1:10.690</b>	+0.016	9:58:49.351
9	<b>1:10.674</b>		10:00:00.025
10	<b>1:10.759</b>	+0.085	10:01:10.784
11	<b>1:10.807</b>	+0.133	10:02:21.591
12	<b>1:10.695</b>	+0.021	10:03:32.286
13	<b>1:15.432</b>	+4.758	10:04:47.718

Lap	Lap Tm	Diff	Time of Day
<b>(4) GARCIA ALMANSA, DAVID</b>			
1			9:50:17.374
2	<b>1:12.092</b>	+1.336	9:51:29.466
3	<b>1:11.142</b>	+0.386	9:52:40.608
4	<b>1:10.879</b>	+0.123	9:53:51.487
5	<b>1:12.251</b>	+1.495	9:55:03.738
6	<b>1:10.768</b>	+0.012	9:56:14.506
7	<b>1:10.756</b>		9:57:25.262
8	<b>1:11.053</b>	+0.297	9:58:36.315
9	<b>1:11.149</b>	+0.393	9:59:47.464
10	<b>1:11.293</b>	+0.537	10:00:58.757
11	<b>1:14.338</b>	+3.582	10:02:13.095
12	<b>1:10.964</b>	+0.208	10:03:24.059

Lap	Lap Tm	Diff	Time of Day
<b>(6) MENDEZ DE OLEO, XARLY</b>			
1			9:50:19.622
2	<b>1:12.873</b>	+1.395	9:51:32.495
3	<b>1:11.794</b>	+0.316	9:52:44.289
4	<b>1:11.674</b>	+0.196	9:53:55.963
5	<b>1:11.877</b>	+0.399	9:55:07.840
6	<b>1:12.116</b>	+0.638	9:56:19.956
7	<b>1:11.478</b>		9:57:31.434
8	<b>1:11.663</b>	+0.185	9:58:43.097
9	<b>1:11.645</b>	+0.167	9:59:54.742
10	<b>1:11.567</b>	+0.089	10:01:06.309
11	<b>1:11.815</b>	+0.337	10:02:18.124
12	<b>1:11.996</b>	+0.518	10:03:30.120
13	<b>1:11.909</b>	+0.431	10:04:42.029

Lap	Lap Tm	Diff	Time of Day
<b>(95) KOVACS, ZOLTAN</b>			
1			9:50:18.389
2	<b>1:14.436</b>	+1.830	9:51:32.825
3	<b>1:13.172</b>	+0.566	9:52:45.997
4	<b>1:13.232</b>	+0.626	9:53:59.229
5	<b>1:14.027</b>	+1.421	9:55:13.256
6	<b>1:14.163</b>	+1.557	9:56:27.419
7	<b>1:13.116</b>	+0.510	9:57:40.535
8	<b>1:12.606</b>		9:58:53.141
9	<b>1:12.656</b>	+0.050	10:00:05.797

Lap	Lap Tm	Diff	Time of Day
<b>(2) RIVERA RESEL, NATALIA</b>			
1			9:50:19.739
2	<b>1:14.632</b>	+0.879	9:51:34.371
3	<b>1:14.207</b>	+0.454	9:52:48.578
4	<b>1:14.350</b>	+0.597	9:54:02.928
5	<b>1:14.568</b>	+0.815	9:55:17.496
6	<b>1:14.177</b>	+0.424	9:56:31.673
7	<b>1:13.753</b>		9:57:45.426
8	<b>1:13.816</b>	+0.063	9:58:59.242
9	<b>1:14.090</b>	+0.337	10:00:13.332
10	<b>1:13.771</b>	+0.018	10:01:27.103
11	<b>1:14.764</b>	+1.011	10:02:41.867

Lap	Lap Tm	Diff	Time of Day
12	<b>1:14.519</b>	+0.766	10:03:56.386
13	<b>1:15.004</b>	+1.251	10:05:11.390
<b>(20) SANCHO BURILLO, AXEL</b>			
1			9:50:28.165
2	<b>1:17.685</b>	+2.705	9:51:45.850
3	<b>1:15.716</b>	+0.736	9:53:01.566
4	<b>1:15.771</b>	+0.791	9:54:17.337
5	<b>1:15.755</b>	+0.775	9:55:33.092
6	<b>1:16.478</b>	+1.498	9:56:49.570
7	<b>3:28.292</b>	+2:13.312	10:00:17.862
8	<b>1:14.980</b>		10:01:32.842
9	<b>1:15.371</b>	+0.391	10:02:48.213
10	<b>1:15.468</b>	+0.488	10:04:03.681

**RFME Copa España Minivelocidad**
**Clasificado por mejor tiempo de vuelta**
**Moto5 / Open 190**
**Circuito Internacional Zuera 1,700 km**
**Entrenos Cronos 2**
**23/06/2019 11:15**
**Clasificación (15:00 Tiempo) iniciado a 11:12:16**

Pos.	Nº	Nombre	Mejor Tm	Dif.1º	Dif.Ant	MV	Vtas.	Km/h	Moto	Club
1	28	MARTINEZ QUILES, MAXIMO	1:09.814			13	13	87,662	OHVALE	
2	13	FERNANDEZ GONZALEZ, IVAN	1:09.881	0.067	0.067	11	13	87,577	OHVALE	
3	47	TORRES DOMINGUEZ, ANTONIO	1:10.344	0.530	0.463	11	11	87,001	OHVALE	C. D. Cardoso Ra
4	38	RODRIGUEZHERNANDEZ, JUAN	1:10.479	0.665	0.135	7	9	86,834	MIR RACING	
5	83	CARPE RUIZ, ALVARO	1:10.551	0.737	0.072	9	13	86,746	OHVALE	
6	12	PEREZ ALVAREZ, GONZALO	1:10.564	0.750	0.013	11	11	86,730		C. D. Maik Racing
7	4	GARCIA ALMANSA, DAVID	1:10.935	1.121	0.371	6	7	86,276		CIV MotorSport
8	6	MENDEZ DE OLEO, XARLY	1:11.103	1.289	0.168	6	13	86,072		
9	95	KOVACS , ZOLTAN	1:12.133	2.319	1.030	7	11	84,843	MIR RACING	
10	2	RIVERA RESEL, NATALIA	1:13.886	4.072	1.753	2	2	82,830		
11	20	SANCHO BURILLO, AXEL	1:15.095	5.281	1.209	10	10	81,497		Mc. Zuera

Márgen de victoria	Velocidad media	Mejor tº de vuelta	Mejor Vel.	Mejor vuelta para
3.514	85,039	1:09.814	87,662	28 - MARTINEZ QUILES, MAXIMO

**Jefe de cronometraje**
**Orbits**
**Director de Carrera**


# RFME Copa España Minivelocidad

Moto5 / Open 190

Circuito Internacional Zuera 1,700 km

Entrenos Cronos 2

23/06/2019 11:15

Clasificación (15:00 Tiempo) iniciado a 11:12:16

Lap	Lap Tm	Diff	Time of Day
<b>(28) MARTINEZ QUILES, MAXIMO</b>			
1			11:13:55.113
2	<b>1:11.096</b>	+1.282	11:15:06.209
3	<b>1:10.918</b>	+1.104	11:16:17.127
4	<b>1:10.293</b>	+0.479	11:17:27.420
5	<b>1:10.440</b>	+0.626	11:18:37.860
6	<b>1:10.097</b>	+0.283	11:19:47.957
7	<b>1:09.954</b>	+0.140	11:20:57.911
8	<b>1:10.116</b>	+0.302	11:22:08.027
9	<b>1:10.243</b>	+0.429	11:23:18.270
10	<b>1:13.172</b>	+3.358	11:24:31.442
11	<b>1:10.214</b>	+0.400	11:25:41.656
12	<b>1:10.359</b>	+0.545	11:26:52.015
13	<b>1:09.814</b>		11:28:01.829

<b>(13) FERNANDEZ GONZALEZ, IVAN</b>			
1			11:14:05.180
2	<b>1:11.034</b>	+1.153	11:15:16.214
3	<b>1:11.079</b>	+1.198	11:16:27.293
4	<b>1:10.308</b>	+0.427	11:17:37.601
5	<b>1:10.137</b>	+0.256	11:18:47.738
6	<b>1:10.120</b>	+0.239	11:19:57.858
7	<b>1:10.155</b>	+0.274	11:21:08.013
8	<b>1:16.030</b>	+6.149	11:22:24.043
9	<b>1:10.169</b>	+0.288	11:23:34.212
10	<b>1:10.000</b>	+0.119	11:24:44.212
11	<b>1:09.881</b>		11:25:54.093
12	<b>1:10.289</b>	+0.408	11:27:04.382
13	<b>1:10.060</b>	+0.179	11:28:14.442

<b>(47) TORRES DOMINGUEZ, ANTONIO</b>			
1			11:13:38.230
2	<b>1:11.102</b>	+0.758	11:14:49.332
3	<b>1:10.975</b>	+0.631	11:16:00.307
4	<b>1:10.860</b>	+0.516	11:17:11.167
5	<b>1:10.758</b>	+0.414	11:18:21.925
6	<b>1:10.392</b>	+0.048	11:19:32.317
7	<b>3:46.323</b>	+2:35.979	11:23:18.640
8	<b>1:10.865</b>	+0.521	11:24:29.505
9	<b>1:10.408</b>	+0.064	11:25:39.913
10	<b>1:12.618</b>	+2.274	11:26:52.531
11	<b>1:10.344</b>		11:28:02.875

<b>(38) RODRIGUEZHERNANDEZ, JUAN</b>			
1			11:18:28.385
2	<b>1:10.716</b>	+0.237	11:19:39.101
3	<b>1:10.534</b>	+0.055	11:20:49.635
4	<b>1:10.904</b>	+0.425	11:22:00.539
5	<b>1:18.539</b>	+8.060	11:23:19.078
6	<b>1:10.810</b>	+0.331	11:24:29.888
7	<b>1:10.479</b>		11:25:40.367
8	<b>1:12.525</b>	+2.046	11:26:52.892
9	<b>1:10.746</b>	+0.267	11:28:03.638

<b>(83) CARPE RUIZ, ALVARO</b>			
1			11:13:40.436
2	<b>1:11.780</b>	+1.229	11:14:52.216
3	<b>1:11.821</b>	+1.270	11:16:04.037
4	<b>1:10.917</b>	+0.366	11:17:14.954
5	<b>1:11.254</b>	+0.703	11:18:26.208
6	<b>1:10.854</b>	+0.303	11:19:37.062
7	<b>1:14.421</b>	+3.870	11:20:51.483
8	<b>1:10.893</b>	+0.342	11:22:02.376
9	<b>1:10.551</b>		11:23:12.927
10	<b>1:10.641</b>	+0.090	11:24:23.568

Lap	Lap Tm	Diff	Time of Day
11	<b>1:10.586</b>	+0.035	11:25:34.154
12	<b>1:10.628</b>	+0.077	11:26:44.782
13	<b>1:10.759</b>	+0.208	11:27:55.541

<b>(12) PEREZ ALVAREZ, GONZALO</b>			
1			11:13:38.391
2	<b>1:11.520</b>	+0.956	11:14:49.911
3	<b>2:01.021</b>	+50.457	11:16:50.932
4	<b>1:11.004</b>	+0.440	11:18:01.936
5	<b>1:10.651</b>	+0.087	11:19:12.587
6	<b>3:07.463</b>	+1:56.899	11:22:20.050
7	<b>1:10.609</b>	+0.045	11:23:30.659
8	<b>1:10.695</b>	+0.131	11:24:41.354
9	<b>1:10.728</b>	+0.164	11:25:52.082
10	<b>1:13.737</b>	+3.173	11:27:05.819
11	<b>1:10.564</b>		11:28:16.383

<b>(4) GARCIA ALMANSA, DAVID</b>			
1			11:13:37.497
2	<b>1:11.847</b>	+0.912	11:14:49.344
3	<b>8:37.598</b>	+7:26.663	11:23:26.942
4	<b>1:11.578</b>	+0.643	11:24:38.520
5	<b>1:11.134</b>	+0.199	11:25:49.654
6	<b>1:10.935</b>		11:27:00.589
7	<b>1:11.123</b>	+0.188	11:28:11.712

<b>(6) MENDEZ DE OLEO, XARLY</b>			
1			11:13:34.432
2	<b>1:11.970</b>	+0.867	11:14:46.402
3	<b>1:11.671</b>	+0.568	11:15:58.073
4	<b>1:11.212</b>	+0.109	11:17:09.285
5	<b>1:11.106</b>	+0.003	11:18:20.391
6	<b>1:11.103</b>		11:19:31.494
7	<b>1:11.264</b>	+0.161	11:20:42.758
8	<b>1:11.466</b>	+0.363	11:21:54.224
9	<b>1:11.453</b>	+0.350	11:23:05.677
10	<b>1:11.624</b>	+0.521	11:24:17.301
11	<b>1:11.463</b>	+0.360	11:25:28.764
12	<b>1:11.658</b>	+0.555	11:26:40.422
13	<b>1:11.605</b>	+0.502	11:27:52.027

<b>(95) KOVACS, ZOLTAN</b>			
1			11:13:37.438
2	<b>1:13.291</b>	+1.158	11:14:50.729
3	<b>1:14.342</b>	+2.209	11:16:05.071
4	<b>1:12.980</b>	+0.847	11:17:18.051
5	<b>1:12.470</b>	+0.337	11:18:30.521
6	<b>1:12.458</b>	+0.325	11:19:42.979
7	<b>1:12.133</b>		11:20:55.112
8	<b>3:07.950</b>	+1:55.817	11:24:03.062
9	<b>1:13.637</b>	+1.504	11:25:16.699
10	<b>1:12.486</b>	+0.353	11:26:29.185
11	<b>1:14.185</b>	+2.052	11:27:43.370

<b>(2) RIVERA RESEL, NATALIA</b>			
1			11:13:38.306
2	<b>1:13.886</b>		11:14:52.192

<b>(20) SANCHO BURILLO, AXEL</b>			
1			11:13:58.154
2	<b>1:15.823</b>	+0.728	11:15:13.977
3	<b>1:17.143</b>	+2.048	11:16:31.120
4	<b>1:15.513</b>	+0.418	11:17:46.633
5	<b>1:15.882</b>	+0.787	11:19:02.515
6	<b>4:13.355</b>	+2:58.260	11:23:15.870
7	<b>1:18.370</b>	+3.275	11:24:34.240

Jefe de cronometraje

Orbits

Director de Carrera



## RFME Copa España Minivelocidad

Moto5 / Open 190

Circuito Internacional Zuera 1,700 km

Fusión Entrenamientos Moto5 y Open 190

Pos.	Nº	Nombre	Mejor Tº total	En sesión	Q-1 Mejor Tm	Q-2 Mejor Tm
1	28	MARTINEZ QUILES, MAXIMO	1:09.814	Entrenos Cronos 2	1:10.241	1:09.814
2	13	FERNANDEZ GONZALEZ, IVAN	1:09.881	Entrenos Cronos 2	1:10.068	1:09.881
3	47	TORRES DOMINGUEZ, ANTONIO	1:10.194	Entrenos Cronos 1	1:10.194	1:10.344
4	38	RODRIGUEZHERNANDEZ, JUAN	1:10.242	Entrenos Cronos 1	1:10.242	1:10.479
5	12	PEREZ ALVAREZ, GONZALO	1:10.285	Entrenos Cronos 1	1:10.285	1:10.564
6	83	CARPE RUIZ, ALVARO	1:10.551	Entrenos Cronos 2	1:10.674	1:10.551
7	4	GARCIA ALMANSA, DAVID	1:10.756	Entrenos Cronos 1	1:10.756	1:10.935
8	6	MENDEZ DE OLEO, XARLY	1:11.103	Entrenos Cronos 2	1:11.478	1:11.103
9	95	KOVACS , ZOLTAN	1:12.133	Entrenos Cronos 2	1:12.606	1:12.133
10	2	RIVERA RESEL, NATALIA	1:13.753	Entrenos Cronos 1	1:13.753	1:13.886
11	20	SANCHO BURILLO, AXEL	1:14.980	Entrenos Cronos 1	1:14.980	1:15.095

Jefe de cronometraje

Orbits

Director de Carrera



# RFME Copa España Minivelocidad

Moto5 / Open 190


Circuito Internacional Zuera 1,700 km

1ª Carrera

23/06/2019 13:08

Carrera (12:00 y 2 Vueltas)

95 9	20 11	2 10	4
83 6	6 8	4 7	3
47 3	12 5	38 4	2
	13 2	28 1	1
		POLE POSITION	



Jefe de cronometraje

Orbits

Director de Carrera





**RFME Copa España Minivelocidad**
**Clasificado por vueltas**
**Moto5 / Open 190**
**Circuito Internacional Zuera 1,700 km**
**1ª Carrera**
**23/06/2019 13:08**
**Carrera (12:00 y 2 Vueltas) iniciado a 13:09:34**

Pos.	Nº	Nombre	Vtas	Total T*	Dif.1*	Dif. Ant.	Mejor Tm	M.V.	Km/h	Ptos	PEC	Clase	Club	Equipo	Moto
<b>Moto5</b>															
1	4	GARCIA ALMANSA, DAVID	13	15:35.452			1:11.251	4	85,894	0	1	Moto5	CIV MotorSpor		
2	6	MENDEZ DE OLEO, XARLY	13	15:35.599	0.147	0.147	1:10.969	6	86,235	0	2	Moto5			
3	2	RIVERA RESEL, NATALIA	13	16:24.843	49.391	49.244	1:13.704	7	83,035	0	3	Moto5			
4	20	SANCHO BURILLO, AXEL	12	15:34.120	1 Vuelta	1 Vuelta	1:15.202	6	81,381	0	4	Moto5	Mc. Zuera		
<b>No clasificado</b>															
NT	95	KOVACS, ZOLTAN	9	11:14.660	NT		1:12.621	2	84,273	0	NT	Moto5			MIR RACI
<b>Open 190 4t</b>															
1	28	MARTINEZ QUILES, MAXIMO	13	15:17.959			1:09.920	6	87,529	0	1	Open 190 4t			OHVALE
2	13	FERNANDEZ GONZALEZ, IVAN	13	15:21.218	3.259	3.259	1:09.986	6	87,446	0	2	Open 190 4t			OHVALE
3	12	PEREZ ALVAREZ, GONZALO	13	15:24.544	6.585	3.326	1:10.404	4	86,927	0	3	Open 190 4t	C.D. Maik Raci		
4	47	TORRES DOMINGUEZ, ANTONIO	13	15:24.634	6.675	0.090	1:10.420	5	86,907	0	4	Open 190 4t	C.D. Cardoso R		OHVALE
5	38	RODRIGUEZHERNANDEZ, JUAN	13	15:32.896	14.937	8.262	1:10.756	4	86,494	0	5	Open 190 4t			MIR RACI
<b>No clasificado</b>															
NT	83	CARPE RUIZ, ALVARO	1	1:14.560	NT		1:12.648	1	84,242	0	NT	Open 190 4t			OHVALE

<b>Márgen de victoria</b>	<b>Velocidad media</b>	<b>Mejor t° de vuelta</b>	<b>Mejor Vel.</b>	<b>Mejor vuelta para</b>
3.259	86,671	1:09.920	87,529	28 - MARTINEZ QUILES, MAXIMO

**Jefe de cronometraje**
**Orbits**
**Director de Carrera**


# RFME Copa España Minivelocidad

Moto5 / Open 190

Circuito Internacional Zuera 1,700 km

1ª Carrera

23/06/2019 13:08

Carrera (12:00 y 2 Vueltas) iniciado a 13:09:34

Lap	Lap Tm	Diff	Time of Day
<b>(28) MARTINEZ QUILES, MAXIMO</b>			
1	1:12.567	+2.647	13:10:48.698
2	1:10.395	+0.475	13:11:59.093
3	1:10.144	+0.224	13:13:09.237
4	1:10.239	+0.319	13:14:19.476
5	1:10.067	+0.147	13:15:29.543
6	1:09.920		13:16:39.463
7	1:10.088	+0.168	13:17:49.551
8	1:10.361	+0.441	13:18:59.912
9	1:10.306	+0.386	13:20:10.218
10	1:10.254	+0.334	13:21:20.472
11	1:10.280	+0.360	13:22:30.752
12	1:10.702	+0.782	13:23:41.454
13	1:11.268	+1.348	13:24:52.722

Lap	Lap Tm	Diff	Time of Day
<b>(13) FERNANDEZ GONZALEZ, IVAN</b>			
1	1:12.434	+2.448	13:10:48.586
2	1:10.947	+0.961	13:11:59.533
3	1:10.174	+0.188	13:13:09.707
4	1:10.168	+0.182	13:14:19.875
5	1:10.063	+0.077	13:15:29.938
6	1:09.986		13:16:39.924
7	1:10.203	+0.217	13:17:50.127
8	1:10.252	+0.266	13:19:00.379
9	1:10.662	+0.676	13:20:11.041
10	1:10.829	+0.843	13:21:21.870
11	1:11.423	+1.437	13:22:33.293
12	1:11.229	+1.243	13:23:44.522
13	1:11.459	+1.473	13:24:55.981

Lap	Lap Tm	Diff	Time of Day
<b>(12) PEREZ ALVAREZ, GONZALO</b>			
1	1:12.900	+2.496	13:10:49.661
2	1:10.937	+0.533	13:12:00.598
3	1:10.450	+0.046	13:13:11.048
4	1:10.404		13:14:21.452
5	1:10.455	+0.051	13:15:31.907
6	1:10.619	+0.215	13:16:42.526
7	1:10.587	+0.183	13:17:53.113
8	1:10.883	+0.479	13:19:03.996
9	1:11.136	+0.732	13:20:15.132
10	1:10.756	+0.352	13:21:25.888
11	1:11.405	+1.001	13:22:37.293
12	1:11.152	+0.748	13:23:48.445
13	1:10.862	+0.458	13:24:59.307

Lap	Lap Tm	Diff	Time of Day
<b>(47) TORRES DOMINGUEZ, ANTONIO</b>			
1	1:13.119	+2.699	13:10:49.565
2	1:11.023	+0.603	13:12:00.588
3	1:10.560	+0.140	13:13:11.148
4	1:10.447	+0.027	13:14:21.595
5	1:10.420		13:15:32.015
6	1:10.585	+0.165	13:16:42.600
7	1:10.632	+0.212	13:17:53.232
8	1:10.866	+0.446	13:19:04.098
9	1:11.016	+0.596	13:20:15.114
10	1:10.780	+0.360	13:21:25.894
11	1:11.357	+0.937	13:22:37.251
12	1:11.274	+0.854	13:23:48.525
13	1:10.872	+0.452	13:24:59.397

Lap	Lap Tm	Diff	Time of Day
<b>(38) RODRIGUEZHERNANDEZ, JUAN</b>			
1	1:13.503	+2.747	13:10:50.283
2	1:10.827	+0.071	13:12:01.110
3	1:10.760	+0.004	13:13:11.870
4	1:10.756		13:14:22.626

Lap	Lap Tm	Diff	Time of Day
5	1:11.017	+0.261	13:15:33.643
6	1:11.317	+0.561	13:16:44.960
7	1:11.159	+0.403	13:17:56.119
8	1:11.523	+0.767	13:19:07.642
9	1:11.747	+0.991	13:20:19.389
10	1:12.055	+1.299	13:21:31.444
11	1:11.747	+0.991	13:22:43.191
12	1:12.192	+1.436	13:23:55.383
13	1:12.276	+1.520	13:25:07.659

Lap	Lap Tm	Diff	Time of Day
<b>(4) GARCIA ALMANSA, DAVID</b>			
1	1:14.129	+2.878	13:10:51.144
2	1:11.372	+0.121	13:12:02.516
3	1:11.445	+0.194	13:13:13.961
4	1:11.251		13:14:25.212
5	1:11.388	+0.137	13:15:36.600
6	1:11.296	+0.045	13:16:47.896
7	1:11.972	+0.721	13:17:59.868
8	1:11.725	+0.474	13:19:11.593
9	1:11.695	+0.444	13:20:23.288
10	1:11.748	+0.497	13:21:35.036
11	1:11.891	+0.640	13:22:46.927
12	1:11.697	+0.446	13:23:58.624
13	1:11.591	+0.340	13:25:10.215

Lap	Lap Tm	Diff	Time of Day
<b>(6) MENDEZ DE OLEO, XARLY</b>			
1	1:14.459	+3.490	13:10:51.597
2	1:11.603	+0.634	13:12:03.200
3	1:11.070	+0.101	13:13:14.270
4	1:10.985	+0.016	13:14:25.255
5	1:11.782	+0.813	13:15:37.037
6	1:10.969		13:16:48.006
7	1:11.680	+0.711	13:17:59.686
8	1:12.029	+1.060	13:19:11.715
9	1:11.678	+0.709	13:20:23.393
10	1:11.653	+0.684	13:21:35.046
11	1:11.945	+0.976	13:22:46.991
12	1:11.898	+0.929	13:23:58.889
13	1:11.473	+0.504	13:25:10.362

Lap	Lap Tm	Diff	Time of Day
<b>(2) RIVERA RESEL, NATALIA</b>			
1	1:15.872	+2.168	13:10:53.631
2	1:14.156	+0.452	13:12:07.787
3	1:14.622	+0.918	13:13:22.409
4	1:14.459	+0.755	13:14:36.868
5	1:14.270	+0.566	13:15:51.138
6	1:13.810	+0.106	13:17:04.948
7	1:13.704		13:18:18.652
8	1:14.383	+0.679	13:19:33.035
9	1:14.871	+1.167	13:20:47.906
10	1:25.912	+12.208	13:22:13.818
11	1:15.149	+1.445	13:23:28.967
12	1:15.118	+1.414	13:24:44.085
13	1:15.521	+1.817	13:25:59.606

Lap	Lap Tm	Diff	Time of Day
<b>(20) SANCHO BURILLO, AXEL</b>			
1	1:16.754	+1.552	13:10:54.684
2	1:15.445	+0.243	13:12:10.129
3	1:15.386	+0.184	13:13:25.515
4	1:15.744	+0.542	13:14:41.259
5	1:15.467	+0.265	13:15:56.726
6	1:15.202		13:17:11.928
7	1:15.802	+0.600	13:18:27.730
8	1:20.386	+5.184	13:19:48.116
9	1:28.062	+12.860	13:21:16.178
10	1:17.088	+1.886	13:22:33.266

Lap	Lap Tm	Diff	Time of Day
11	1:15.487	+0.285	13:23:48.753
12	1:20.130	+4.928	13:25:08.883

Lap	Lap Tm	Diff	Time of Day
<b>(95) KOVACS, ZOLTAN</b>			
1	1:15.072	+2.451	13:10:52.345
2	1:12.621		13:12:04.966
3	1:13.060	+0.439	13:13:18.026
4	1:14.743	+2.122	13:14:32.769
5	1:15.294	+2.673	13:15:48.063
6	1:14.912	+2.291	13:17:02.975
7	1:15.276	+2.655	13:18:18.251
8	1:14.736	+2.115	13:19:32.987
9	1:16.436	+3.815	13:20:49.423

Lap	Lap Tm	Diff	Time of Day
<b>(83) CARPE RUIZ, ALVARO</b>			
1	1:12.648		13:10:49.323

Jefe de cronometraje

Orbits

Director de Carrera



**RFME Copa España Minivelocidad**
**Vuelta a vuelta**
**Moto5 / Open 190**
**Circuito Internacional Zuera 1,700 km**
**1ª Carrera**
**23/06/2019 13:08**
**Carrera (12:00 y 2 Vueltas) iniciado a 13:09:34**

Competidores	Vueltas														
	0	1	2	3	4	5	6	7	8	9	10	11	12	13	
MARTINEZ QUILES, MAXIMO (28)	1	28	13	28	28	28	28	28	28	28	28	28	28	28	28
FERNANDEZ GONZALEZ, IVAN (13)	2	13	28	13	13	13	13	13	13	13	13	13	13	13	13
TORRES DOMINGUEZ, ANTONIO (47)	3	47	83	47	12	12	12	12	12	12	47	12	47	12	12
CARPE RUIZ, ALVARO (83)	4	83	47	12	47	47	47	47	47	47	12	47	12	47	47
PEREZ ALVAREZ, GONZALO (12)	5	12	12	38	38	38	38	38	38	38	38	38	38	38	38
RODRIGUEZHERNANDEZ, JUAN (38)	6	38	38	4	4	4	4	4	4	6	4	4	4	4	4
GARCIA ALMANSA, DAVID (4)	7	4	4	6	6	6	6	6	4	6	6	6	6	6	6
MENDEZ DE OLEO, XARLY (6)	8	6	6	95	95	95	95	95	95	95	2	2	2	2	2
KOVACS, ZOLTAN (95)	9	95	95	2	2	2	2	2	2	2	95	20	20	20	
RIVERA RESEL, NATALIA (2)	10	2	2	20	20	20	20	20	20	20	20				
SANCHO BURILLO, AXEL (20)	11	20	20												

**Jefe de cronometraje**
**Orbits**
**Director de Carrera**


**RFME Copa España Minivelocidad**
**Clasificado por vueltas**
**Moto5 / Open 190**
**Circuito Internacional Zuera 1,700 km**
**2ª Carrera**
**23/06/2019 14:53**
**Carrera (10:00 y 2 Vueltas) iniciado a 15:04:54**

Pos.	Nº	Nombre	Vtas	Total T*	Dif.1*	Dif. Ant.	Mejor Tm	M.V.	Km/h	Ptos	PEC	Clase	Club	Equipo	Moto
<b>Moto5</b>															
1	4	GARCIA ALMANSA, DAVID	11	13:09.912			1:10.963	2	86,242	0	1	Moto5	CIV MotorSpor		
2	6	MENDEZ DE OLEO, XARLY	11	13:10.386	0.474	0.474	1:10.741	4	86,513	0	2	Moto5			
3	2	RIVERA RESEL, NATALIA	11	13:40.140	30.228	29.754	1:13.808	11	82,918	0	3	Moto5			
4	20	SANCHO BURILLO, AXEL	11	13:40.789	30.877	0.649	1:13.723	10	83,013	0	4	Moto5	Mc. Zuera		
<b>No clasificado</b>															
NT	95	KOVACS, ZOLTAN				NT		0	-	0	NT	Moto5			MIR RACI
<b>Open 190 4t</b>															
1	28	MARTINEZ QUILES, MAXIMO	11	12:58.089			1:10.151	6	87,240	0	1	Open 190 4t			OHVALE
2	12	PEREZ ALVAREZ, GONZALO	11	13:00.803	2.714	2.714	1:10.132	5	87,264	0	2	Open 190 4t	C.D. Maik Raci		
3	83	CARPE RUIZ, ALVARO	11	13:01.975	3.886	1.172	1:10.309	3	87,044	0	3	Open 190 4t			OHVALE
4	13	FERNANDEZ GONZALEZ, IVAN	11	13:02.362	4.273	0.387	1:10.437	4	86,886	0	4	Open 190 4t			OHVALE
5	47	TORRES DOMINGUEZ, ANTONIO	11	13:03.034	4.945	0.672	1:10.436	3	86,887	0	5	Open 190 4t	C.D. Cardoso R		OHVALE
6	38	RODRIGUEZHERNANDEZ, JUAN	11	13:07.414	9.325	4.380	1:10.503	3	86,805	0	6	Open 190 4t			MIR RACI

<b>Márgen de victoria</b>	<b>Velocidad media</b>	<b>Mejor t° de vuelta</b>	<b>Mejor Vel.</b>	<b>Mejor vuelta para</b>
2.714	86,520	1:10.132	87,264	12 - PEREZ ALVAREZ, GONZALO

**Jefe de cronometraje**
**Orbits**
**Director de Carrera**


# RFME Copa España Minivelocidad

Moto5 / Open 190

Circuito Internacional Zuera 1,700 km

2ª Carrera

23/06/2019 14:53

Carrera (10:00 y 2 Vueltas) iniciado a 15:04:54

Lap	Lap Tm	Diff	Time of Day
<b>(28) MARTINEZ QUILES, MAXIMO</b>			
1	1:12.845	+2.694	15:06:09.297
2	1:10.480	+0.329	15:07:19.777
3	1:10.245	+0.094	15:08:30.022
4	1:10.242	+0.091	15:09:40.264
5	1:10.465	+0.314	15:10:50.729
6	1:10.151		15:12:00.880
7	1:10.177	+0.026	15:13:11.057
8	1:10.558	+0.407	15:14:21.615
9	1:10.443	+0.292	15:15:32.058
10	1:10.471	+0.320	15:16:42.529
11	1:10.385	+0.234	15:17:52.914

Lap	Lap Tm	Diff	Time of Day
<b>(12) PEREZ ALVAREZ, GONZALO</b>			
1	1:12.832	+2.700	15:06:09.705
2	1:10.408	+0.276	15:07:20.113
3	1:10.535	+0.403	15:08:30.648
4	1:10.343	+0.211	15:09:40.991
5	1:10.132		15:10:51.123
6	1:10.226	+0.094	15:12:01.349
7	1:10.403	+0.271	15:13:11.752
8	1:10.566	+0.434	15:14:22.318
9	1:10.650	+0.518	15:15:32.968
10	1:11.130	+0.998	15:16:44.098
11	1:11.530	+1.398	15:17:55.628

Lap	Lap Tm	Diff	Time of Day
<b>(83) CARPE RUIZ, ALVARO</b>			
1	1:13.090	+2.781	15:06:10.012
2	1:10.711	+0.402	15:07:20.723
3	1:10.309		15:08:31.032
4	1:11.030	+0.721	15:09:42.062
5	1:10.353	+0.044	15:10:52.415
6	1:10.558	+0.249	15:12:02.973
7	1:10.332	+0.023	15:13:13.305
8	1:10.772	+0.463	15:14:24.077
9	1:10.981	+0.672	15:15:35.058
10	1:10.789	+0.480	15:16:45.847
11	1:10.953	+0.644	15:17:56.800

Lap	Lap Tm	Diff	Time of Day
<b>(13) FERNANDEZ GONZALEZ, IVAN</b>			
1	1:12.894	+2.457	15:06:09.256
2	1:10.824	+0.387	15:07:20.080
3	1:10.468	+0.031	15:08:30.548
4	1:10.437		15:09:40.985
5	1:10.670	+0.233	15:10:51.655
6	1:10.600	+0.163	15:12:02.255
7	1:10.674	+0.237	15:13:12.929
8	1:11.099	+0.662	15:14:24.028
9	1:11.332	+0.895	15:15:35.360
10	1:10.930	+0.493	15:16:46.290
11	1:10.897	+0.460	15:17:57.187

Lap	Lap Tm	Diff	Time of Day
<b>(47) TORRES DOMINGUEZ, ANTONIO</b>			
1	1:13.103	+2.667	15:06:09.684
2	1:10.644	+0.208	15:07:20.328
3	1:10.436		15:08:30.764
4	1:10.531	+0.095	15:09:41.295
5	1:10.633	+0.197	15:10:51.928
6	1:10.528	+0.092	15:12:02.456
7	1:10.673	+0.237	15:13:13.129
8	1:10.831	+0.395	15:14:23.960
9	1:11.471	+1.035	15:15:35.431
10	1:10.927	+0.491	15:16:46.358
11	1:11.501	+1.065	15:17:57.859

Lap	Lap Tm	Diff	Time of Day
<b>(38) RODRIGUEZHERNANDEZ, JUAN</b>			
1	1:13.398	+2.895	15:06:10.489
2	1:10.796	+0.293	15:07:21.285
3	1:10.503		15:08:31.788
4	1:10.715	+0.212	15:09:42.503
5	1:10.710	+0.207	15:10:53.213
6	1:11.114	+0.611	15:12:04.327
7	1:11.479	+0.976	15:13:15.806
8	1:11.382	+0.879	15:14:27.188
9	1:11.357	+0.854	15:15:38.545
10	1:11.694	+1.191	15:16:50.239
11	1:12.000	+1.497	15:18:02.239

Lap	Lap Tm	Diff	Time of Day
<b>(4) GARCIA ALMANSA, DAVID</b>			
1	1:13.839	+2.876	15:06:11.073
2	1:10.963		15:07:22.036
3	1:11.002	+0.039	15:08:33.038
4	1:11.086	+0.123	15:09:44.124
5	1:11.395	+0.432	15:10:55.519
6	1:11.395	+0.432	15:12:06.914
7	1:11.525	+0.562	15:13:18.439
8	1:11.754	+0.791	15:14:30.193
9	1:11.552	+0.589	15:15:41.745
10	1:11.537	+0.574	15:16:53.282
11	1:11.455	+0.492	15:18:04.737

Lap	Lap Tm	Diff	Time of Day
<b>(6) MENDEZ DE OLEO, XARLY</b>			
1	1:14.090	+3.349	15:06:11.409
2	1:11.108	+0.367	15:07:22.517
3	1:11.172	+0.431	15:08:33.689
4	1:10.741		15:09:44.430
5	1:11.191	+0.450	15:10:55.621
6	1:11.385	+0.644	15:12:07.006
7	1:11.572	+0.831	15:13:18.578
8	1:11.781	+1.040	15:14:30.359
9	1:11.757	+1.016	15:15:42.116
10	1:11.474	+0.733	15:16:53.590
11	1:11.621	+0.880	15:18:05.211

Lap	Lap Tm	Diff	Time of Day
<b>(2) RIVERA RESEL, NATALIA</b>			
1	1:15.829	+2.021	15:06:13.796
2	1:13.860	+0.052	15:07:27.656
3	1:14.266	+0.458	15:08:41.922
4	1:14.602	+0.794	15:09:56.524
5	1:14.268	+0.460	15:11:10.792
6	1:13.884	+0.076	15:12:24.676
7	1:14.382	+0.574	15:13:39.058
8	1:14.463	+0.655	15:14:53.521
9	1:13.826	+0.018	15:16:07.347
10	1:13.810	+0.002	15:17:21.157
11	1:13.808		15:18:34.965

Lap	Lap Tm	Diff	Time of Day
<b>(20) SANCHO BURILLO, AXEL</b>			
1	1:16.563	+2.840	15:06:14.821
2	1:14.417	+0.694	15:07:29.238
3	1:14.588	+0.865	15:08:43.826
4	1:13.831	+0.108	15:09:57.657
5	1:14.135	+0.412	15:11:11.792
6	1:14.034	+0.311	15:12:25.826
7	1:14.328	+0.605	15:13:40.154
8	1:13.724	+0.001	15:14:53.878
9	1:13.753	+0.030	15:16:07.631
10	1:13.723		15:17:21.354
11	1:14.260	+0.537	15:18:35.614

Jefe de cronometraje

Orbits

Director de Carrera



**RFME Copa España Minivelocidad**
**Vuelta a vuelta**
**Moto5 / Open 190**
**Circuito Internacional Zuera 1,700 km**
**2ª Carrera**
**23/06/2019 14:53**
**Carrera (10:00 y 2 Vueltas) iniciado a 15:04:54**

Competidores	Vueltas											
	0	1	2	3	4	5	6	7	8	9	10	11
FERNANDEZ GONZALEZ, IVAN (13)	1	13	13	28	28	28	28	28	28	28	28	28
MARTINEZ QUILES, MAXIMO (28)	2	28	28	13	13	13	12	12	12	12	12	12
TORRES DOMINGUEZ, ANTONIO (47)	3	47	47	12	12	12	13	13	13	47	83	83
PEREZ ALVAREZ, GONZALO (12)	4	12	12	47	47	47	47	47	47	13	13	13
CARPE RUIZ, ALVARO (83)	5	83	83	83	83	83	83	83	83	83	47	47
RODRIGUEZHERNANDEZ, JUAN (38)	6	38	38	38	38	38	38	38	38	38	38	38
GARCIA ALMANSA, DAVID (4)	7	4	4	4	4	4	4	4	4	4	4	4
MENDEZ DE OLEO, XARLY (6)	8	6	6	6	6	6	6	6	6	6	6	6
RIVERA RESEL, NATALIA (2)	9	2	2	2	2	2	2	2	2	2	2	2
SANCHO BURILLO, AXEL (20)	10	20	20	20	20	20	20	20	20	20	20	20
-	11											