

MotorLand Aragon 5.077 m

1 / 2

Spanish Round, 13-14-15 April 2018 World Superbike - Results Race 1

Laps 17 = 86,309 Km - Time of Race 31'38.578 - Avg. 163,655 km/h

Pos	Race	Grid	No. Rider	Nat	Team	Bike	Class	LL	Gap	Fastest Lap	Speed	Qualifying		Ranking		
												Time	Speed	R1	R2	Tot
1	2	1	J. REA	GBR	Kawasaki Racing Team WorldSBK	Kawasaki ZX-10RR		17		1'50.716	311,2	1'49.574	306,8	25	94	1
2	11	7	C. DAVIES	GBR	Aruba.it Racing - Ducati	Ducati Panigale R		17	1.450	1'51.079	316,7	1'51.065	306,8	20	77	3
3	4	12	X. FORES	ESP	Barni Racing Team	Ducati Panigale R	IND	17	1.473	1'50.756	313,0	1'49.667	308,6	16	76	4
4	1	33	M. MELANDRI	ITA	Aruba.it Racing - Ducati	Ducati Panigale R		17	6.108	1'50.663	313,0	1'49.543	309,5	13	80	2
5	6	60	M. VAN DER MARK	NED	Pata Yamaha Official WorldSBK Team	Yamaha YZF R1		17	8.932	1'51.341	310,3	1'49.863	309,5	11	56	6
6	3	66	T. SYKES	GBR	Kawasaki Racing Team WorldSBK	Kawasaki ZX-10RR		17	9.450	1'51.327	311,2	1'49.644	301,7	10	53	7
7	5	22	A. LOWES	GBR	Pata Yamaha Official WorldSBK Team	Yamaha YZF R1		17	9.985	1'50.922	309,5	1'49.853	306,8	9	57	5
8	8	21	M. RINALDI	ITA	Aruba.it Racing - Junior Team	Ducati Panigale R	IND	17	19.303	1'50.888	313,0	1'50.197	305,9	8	8	17
9	16	54	T. RAZGATLIOGLU	TUR	Kawasaki Puccetti Racing	Kawasaki ZX-10RR	IND	17	26.081	1'52.122	305,9	1'51.777	304,2	7	25	10
10	18	40	R. RAMOS	ESP	Team GoEleven Kawasaki	Kawasaki ZX-10RR	IND	17	26.325	1'52.461	308,6	1'51.845	300,8	6	18	11
11	19	76	L. BAZ	FRA	GULF ALTHEA BMW Racing Team	BMW S 1000 RR		17	26.571	1'51.850	307,7	1'51.867	295,9	5	26	9
12	13	45	J. GAGNE	USA	Red Bull Honda World Superbike Team	Honda CBR1000RR		17	26.858	1'52.125	314,0	1'51.609	306,8	4	13	15
13	14	34	D. GIUGLIANO	ITA	Milwaukee Aprilia	Aprilia RSV4 RF		17	27.219	1'52.403	314,0	1'51.632	305,9	3	3	20
14	20	68	Y. HERNANDEZ	COL	Team Pedercini Racing	Kawasaki ZX-10RR	IND	17	28.340	1'52.413	311,2	1'51.961	304,2	2	7	19
15	10	32	L. SAVADORI	ITA	Milwaukee Aprilia	Aprilia RSV4 RF		17	28.400	1'52.090	310,3	1'50.809	305,9	1	12	16
16	17	99	P. JACOBSEN	USA	TripleM Honda World Superbike Team	Honda CBR1000RR	IND	17	30.799	1'52.653	313,0	1'51.832	307,7		8	18
17	21	37	O. JEZEK	CZE	Guandalini Racing	Yamaha YZF R1	IND	17	58.926	1'53.641	301,7	1'53.349	295,9		1	21
-----Not Classified-----																
RET	15	36	L. MERCADO	ARG	Orelac Racing VerdNatura	Kawasaki ZX-10RR	IND	11	6 Laps	1'52.452	310,3	1'51.718	301,7		13	14
RET	7	81	J. TORRES	ESP	MV Agusta Reparto Corse	MV Agusta 1000 F4		0				1'50.055	303,4		14	13
RET	9	2	L. CAMIER	GBR	Red Bull Honda World Superbike Team	Honda CBR1000RR		0				1'50.607	305,9		42	8
NS	12	5	V. LEONOV	RUS	SPB Racing Team	Kawasaki ZX-10RR	IND					1'53.033	297,5			

AIR	Humidity:	78%	Temp:	11°C
TRACK	Condition:	Dry	Temp:	18°C

Records	Pole (SP2)	2017	C.Davies	1'49.319	167,19 Km/h
	Race (RC1)	2016	C.Davies	1'50.421	165,52 Km/h
	Circuit (SP2)	2017	C.Davies	1'49.319	167,19 Km/h
Race Fastest Lap	Lap 2		M.Melandri	1'50.663	165,16 Km/h

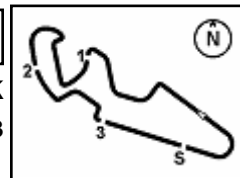
LAP LEADERS					
No.	Rider	From	To	Laps	Total
1	J. REA	1	2	2	
22	A. LOWES	3	3	1	1
1	J. REA	4	8	5	
12	X. FORES	9	11	3	3
1	J. REA	12	17	6	13

TOTAL LEADER LAPS					
No.	Rider	Laps			
1	J. REA	32	50	E. LAVERTY	2
66	T. SYKES	20	25	D. FALZON	1
7	C. DAVIES	19	99	P. JACOBSEN	1
12	X. FORES	12			
33	M. MELANDRI	6			
60	M. VAN DER MARK	6			
22	A. LOWES	2			

Start 13:31 End 14:04 The results are provisional until the end of the time limit for protests and appeals and the completion of the technical checks.

14/04/2018 13:31 14:04 These data/results cannot be reproduced, stored and/or transmitted in whole or in part by any manner of electronic, mechanical, photocopying, recording, broadcasting or otherwise now known or herein after developed without the previous express consent by the copyright owner, except for reproduction in daily press and regular printed publications on sale to the public within 60 days of the event related to those data/results and always provided that copyright symbol appears together as follows below.

© DORNA WSBK ORGANIZATION Srl 2018



Spanish Round, 13-14-15 April 2018 World Superbike - Results Race 1

Race Highlights

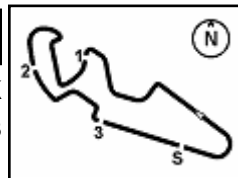
Time	No. Rider	Description
13.25.00		Pit Lane Opened
13.26.00		Pit Lane Closed
13.27.05	5 Leonov	Not Started
13.27.12	2 Camier	Out
13.27.15	81 Torres	Out
13.27.53	99 Jacobsen	Will start from last position
13.28.53		Warm-up Lap Start
13.31.42		Start
13.32.45		No Jump Start
13.53.00		WorldSSP SP1 Pit Lane Will Open at 14.35
13.53.29	36 Mercado	Crashed - Turn 8
13.54.16	36 Mercado	Out
14.04.23		End Of Session

Start End The results are provisional until the end of the time limit for protests and appeals
14/04/2018 13:31 14:04 and the completion of the technical checks.

These data/results cannot be reproduced, stored and/or transmitted in whole or in part by any manner of electronic, mechanical, photocopying, recording, broadcasting or otherwise now known or herein after developed without the previous express consent by the copyright owner, except for reproduction in daily press and regular printed publications on sale to the public within 60 days of the event related to those data/results and always provided that copyright symbol appears together as follows below.

© DORNA WSBK ORGANIZATION Srl 2018





Spanish Round, 13-14-15 April 2018 World Superbike - Results Race 2

Laps 18 = 91,386 Km - Time of Race 33'29.519 - Avg. 163,716 km/h

Pos	Race	Grid	No. Rider	Nat	Team	Bike	Class	LL	Gap	Fastest Lap	Speed	Qualifying		Ranking			
												Time	Speed	R1	R2	Tot	Pos
1	11	7	C. DAVIES	GBR	Aruba.it Racing - Ducati	Ducati Panigale R		18		1'51.101	315,8	1'51.065	306,8	20	25	102	2
2	2	1	J. REA	GBR	Kawasaki Racing Team WorldSBK	Kawasaki ZX-10RR		18	1.184	1'51.200	317,6	1'49.574	306,8	25	20	114	1
3	1	33	M. MELANDRI	ITA	Aruba.it Racing - Ducati	Ducati Panigale R		18	4.584	1'51.048	316,7	1'49.543	309,5	13	16	96	3
4	5	22	A. LOWES	GBR	Pata Yamaha Official WorldSBK Team	Yamaha YZF R1		18	10.251	1'51.366	314,0	1'49.853	306,8	9	13	70	5
5	6	60	M. VAN DER MARK	NED	Pata Yamaha Official WorldSBK Team	Yamaha YZF R1		18	10.687	1'51.469	311,2	1'49.863	309,5	11	11	67	6
6	3	66	T. SYKES	GBR	Kawasaki Racing Team WorldSBK	Kawasaki ZX-10RR		18	13.729	1'51.767	315,8	1'49.644	301,7	10	10	63	7
7	8	21	M. RINALDI	ITA	Aruba.it Racing - Junior Team	Ducati Panigale R	IND	18	14.819	1'51.489	314,9	1'50.197	305,9	8	9	17	14
8	7	81	J. TORRES	ESP	MV Agusta Reparto Corse	MV Agusta 1000 F4		18	15.215	1'51.905	311,2	1'50.055	303,4		8	22	12
9	16	54	T. RAZGATLIOGLU	TUR	Kawasaki Puccetti Racing	Kawasaki ZX-10RR	IND	18	19.812	1'51.755	311,2	1'51.777	304,2	7	7	32	9
10	10	32	L. SAVADORI	ITA	Milwaukee Aprilia	Aprilia RSV4 RF		18	20.272	1'51.899	314,0	1'50.809	305,9	1	6	18	13
11	18	40	R. RAMOS	ESP	Team GoEleven Kawasaki	Kawasaki ZX-10RR	IND	18	25.604	1'51.875	305,1	1'51.845	300,8	6	5	23	11
12	13	45	J. GAGNE	USA	Red Bull Honda World Superbike Team	Honda CBR1000RR		18	25.745	1'51.996	312,1	1'51.609	306,8	4	4	17	15
13	15	36	L. MERCADO	ARG	Orelac Racing VerdNatura	Kawasaki ZX-10RR	IND	18	27.973	1'52.031	311,2	1'51.718	301,7		3	16	17
14	17	99	P. JACOBSEN	USA	TripleM Honda World Superbike Team	Honda CBR1000RR	IND	18	28.469	1'51.956	318,6	1'51.832	307,7		2	10	18
15	19	76	L. BAZ	FRA	GULF ALTHEA BMW Racing Team	BMW S 1000 RR		18	32.094	1'52.145	309,5	1'51.867	295,9	5	1	27	10
16	20	68	Y. HERNANDEZ	COL	Team Pedercini Racing	Kawasaki ZX-10RR	IND	18	32.113	1'52.062	309,5	1'51.961	304,2		2	7	19
17	21	37	O. JEZEK	CZE	Guandalini Racing	Yamaha YZF R1	IND	18	56.590	1'53.612	302,5	1'53.349	295,9			1	21
18	12	5	V. LEONOV	RUS	SPB Racing Team	Kawasaki ZX-10RR	IND	18	1'23.992	1'53.735	301,7	1'53.033	297,5				
19	14	34	D. GIUGLIANO	ITA	Milwaukee Aprilia	Aprilia RSV4 RF		17	1 Lap	1'52.427	311,2	1'51.632	305,9	3		3	20
-----Not Classified-----																	
RET	4	12	X. FORES	ESP	Barni Racing Team	Ducati Panigale R	IND	7	11 Laps	1'51.238	314,9	1'49.667	308,6	16		76	4

AIR	Humidity:	53%	Temp:	19°C
TRACK	Condition:	Dry	Temp:	31°C

Records	Pole (SP2)	2017	C.Davies	1'49.319	167,19 Km/h
	Race (RC1)	2016	C.Davies	1'50.421	165,52 Km/h
	Circuit (SP2)	2017	C.Davies	1'49.319	167,19 Km/h
Race Fastest Lap	Lap 16	M.Melandri	1'51.048	164,59 Km/h	

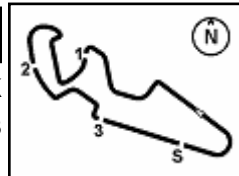
No. Rider	From	To	Laps	Total
60 M. VAN DER MARK	1	1	1	1
33 M. MELANDRI	2	4	3	3
12 X. FORES	5	7	3	3
1 J. REA	8	13	6	6
7 C. DAVIES	14	18	5	5

No. Rider	Laps
1 J. REA	38
7 C. DAVIES	24
66 T. SYKES	20
12 X. FORES	15
33 M. MELANDRI	9
60 M. VAN DER MARK	7
22 A. LOWES	2
50 E. LAVERTY	2
25 D. FALZON	1
99 P. JACOBSEN	1

Start 13:00 End 13:35 The results are provisional until the end of the time limit for protests and appeals and the completion of the technical checks.

15/04/2018 13:00 13:35 These data/results cannot be reproduced, stored and/or transmitted in whole or in part by any manner of electronic, mechanical, photocopying, recording, broadcasting or otherwise now known or herein after developed without the previous express consent by the copyright owner, except for reproduction in daily press and regular printed publications on sale to the public within 60 days of the event related to those data/results and always provided that copyright symbol appears together as follows below.

© DORNA WSBK ORGANIZATION Srl 2018



Spanish Round, 13-14-15 April 2018 World Superbike - Results Race 2

Race Highlights

Time	No. Rider	Description
12.57.59		Warm-up Lap Start
13.00.42		Start
13.01.44		No Jump Start
13.15.28	12 Fores	Crashed - Turn 16
13.16.03	34 Giugliano	Entered Pits
13.16.19	12 Fores	Out
13.18.20	34 Giugliano	Exiting Pits
13.35.37		End Of Session

15/04/2018 Start End The results are provisional until the end of the time limit for protests and appeals
13:00 13:35 and the completion of the technical checks.

These data/results cannot be reproduced, stored and/or transmitted in whole or in part by any manner of electronic, mechanical, photocopying, recording, broadcasting or otherwise now known or herein after developed without the previous express consent by the copyright owner, except for reproduction in daily press and regular printed publications on sale to the public within 60 days of the event related to those data/results and always provided that copyright symbol appears together as follows below.

© DORNA WSBK ORGANIZATION Srl 2018

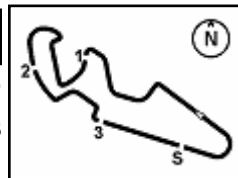
FKR PERUGIA TIMING



Official Tyre Supplier



Official Timekeeper



Spanish Round, 13-14-15 April 2018

World Supersport - Results Race

Laps 16 = 81,232 Km - Time of Race 30'47.791 - Avg. 158,262 km/h

Pos	Race	Grid	No. Rider	Nat	Team	Bike	Class	LL	Gap	Fastest Lap	Speed	Qualifying		Ranking		
												Time	Speed	R	Tot	Pos
1	1	11	S. CORTESE	GER	Kallio Racing	Yamaha YZF R6		16		1'54.644	276,9	1'53.567	266,0	25	54	2
2	3	64	F. CARICASULO	ITA	GRT Yamaha Official WorldSSP Team	Yamaha YZF R6		16	1.426	1'54.774	274,8	1'53.648	267,3	20	49	4
3	6	16	J. CLUZEL	FRA	NRT	Yamaha YZF R6		16	1.639	1'55.090	278,4	1'54.421	270,0	16	25	6
4	2	144	L. MAHIAS	FRA	GRT Yamaha Official WorldSSP Team	Yamaha YZF R6		16	5.533	1'54.999	276,2	1'53.589	264,7	13	58	1
5	11	111	K. SMITH	GBR	GEMAR Team Lorini	Honda CBR600RR		16	14.201	1'55.424	274,1	1'55.139	262,8	11	19	8
6	8	81	L. STAPLEFORD	GBR	Profile Racing	Triumph Daytona 675		16	14.610	1'55.440	272,7	1'54.518	262,1	10	27	5
7	7	32	S. MORAIS	POR	Kawasaki Puccetti Racing	Kawasaki ZX-6R		16	14.771	1'55.251	275,5	1'54.485	271,4	9	9	14
8	13	66	N. TUULI	FIN	CIA Landlord Insurance Honda	Honda CBR600RR		16	18.507	1'55.619	274,1	1'55.127	273,4	8	20	7
9	15	13	A. WEST	AUS	EAB antwest Racing	Kawasaki ZX-6R		16	18.590	1'55.642	273,4	1'55.413	270,7	7	17	10
10	16	47	R. HARTOG	NED	Team Hartog - Against Cancer	Kawasaki ZX-6R	ESS	16	20.108	1'55.763	274,1	1'55.529	267,3	6	6	17
11	5	21	R. KRUMMENACHER	SUI	BARDAHL Evan Bros. WorldSSP Team	Yamaha YZF R6		16	21.180	1'55.082	274,8	1'54.174	264,1	5	50	3
12	21	84	L. CRESSON	BEL	Kallio Racing	Yamaha YZF R6		16	30.046	1'56.382	279,1	1'56.341	275,5	4	11	13
13	19	22	E. LAHTI	FIN	Sterkman Motorsport by HRP	Suzuki GSX-R600	ESS	16	37.478	1'55.833	268,0	1'56.224	258,4	3	3	19
14	12	65	M. CANDUCCI	ITA	Team GoEleven Kawasaki	Kawasaki ZX-6R		16	37.979	1'56.891	266,0	1'55.822	259,6	2	2	21
15	17	35	S. HILL	GBR	Profile Racing	Triumph Daytona 675		16	45.001	1'56.795	269,3	1'56.064	262,8	1	1	24
16	24	6	C. PEROLARI	FRA	GMT94 Yamaha	Yamaha YZF R6		16	48.060	1'57.243	272,7	1'57.267	264,1			
17	18	10	N. CALERO	ESP	Orelac Racing VerdNatura	Kawasaki ZX-6R		16	48.679	1'56.933	271,4	1'56.124	259,0			
18	22	38	H. SOOMER	EST	Racedays	Honda CBR600RR		16	48.789	1'57.068	274,1	1'56.666	265,4			
19	23	74	J. VAN SIKKELERUS	NED	GEMAR Team Lorini	Honda CBR600RR		16	49.120	1'57.454	268,0	1'56.699	264,7			
20	26	96	A. IRWIN	GBR	CIA Landlord Insurance Honda	Honda CBR600RR		16	49.372	1'57.602	267,3	1'57.806	259,6			
21	28	56	P. SEBESTYEN	HUN	SSP Hungary Racing	Kawasaki ZX-6R	ESS	16	50.618	1'57.715	271,4	1'58.506	267,3			
22	25	77	W. TESSELS	NED	Chromeburner Wayne's Racingteam MIM	Kawasaki ZX-6R	ESS	16	58.624	1'57.345	274,8	1'57.390	273,4			
23	14	36	T. GRADINGER	AUT	NRT	Yamaha YZF R6		16	1'07.635	1'55.690	282,0	1'55.234	272,7			11
24	27	83	L. EPIS	AUS	Team GoEleven Kawasaki	Kawasaki ZX-6R		16	1'10.929	1'58.082	272,7	1'57.849	264,7			
-----Not Classified-----																
RET	10	78	H. OKUBO	JPN	Kawasaki Puccetti Racing	Kawasaki ZX-6R		11	5 Laps	1'55.494	275,5	1'54.987	275,5			2
RET	4	3	R. DE ROSA	ITA	MV Agusta Reparto Corse by Vamag	MV Agusta F3 675		7	9 Laps	1'55.275	272,7	1'54.069	268,0			19
RET	9	86	A. BADOVINI	ITA	MV Agusta Reparto Corse by Vamag	MV Agusta F3 675		7	9 Laps	1'55.436	274,1	1'54.849	265,4			8
RET	20	15	A. COPPOLA	ITA	GRT Yamaha Official WorldSSP Junior Team Yamaha YZF R6		ESS	7	9 Laps	1'58.227	272,0	1'56.295	262,8			

AIR	Humidity:	55%	Temp:	17°C
TRACK	Condition:	Dry	Temp:	26°C

Records	Pole (QP)	2015	J.Cluzel	1'53.138	161,55 Km/h
	Race (RC)	2015	P.Jacobsen	1'54.605	159,48 Km/h
	Circuit (QP)	2015	J.Cluzel	1'53.138	161,55 Km/h
Race Fastest Lap	Lap 10		S.Cortese	1'54.644	159,43 Km/h

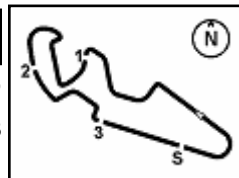
LAP LEADERS				
No.	Rider	From	To	Total
16	J. CLUZEL	1	6	6
11	S. CORTESE	7	16	10

TOTAL LEADER LAPS	
No.	Rider
16	J. CLUZEL
144	L. MAHIAS
11	S. CORTESE
21	R. KRUMMENACHER

Start 15/04/2018 11:31 End 12:03 The results are provisional until the end of the time limit for protests and appeals and the completion of the technical checks.

These data/results cannot be reproduced, stored and/or transmitted in whole or in part by any manner of electronic, mechanical, photocopying, recording, broadcasting or otherwise now known or herein after developed without the previous express consent by the copyright owner, except for reproduction in daily press and regular printed publications on sale to the public within 60 days of the event related to those data/results and always provided that copyright symbol appears together as follows below.

© DORNA WSBK ORGANIZATION Srl 2018



Spanish Round, 13-14-15 April 2018

World Supersport - Results Race

Race Highlights

Time	No. Rider	Description
11.28.01		Warm-up Lap Start
11.31.04		Start
11.32.37		No Jump Start
11.37.25	15 Coppola	Crashed - Turn 1
11.37.47	15 Coppola	Re-joined
11.37.55	21 Krummenacher	Crashed - Turn 9
11.38.04	21 Krummenacher	Re-joined
11.39.14	36 Gradinger	Crashed - Turn 1
11.39.24	36 Gradinger	Re-joined
11.42.41	35 Hill	On the Gravel - Re-Joined - Turn 15
11.45.12	3 De Rosa	Technical Problem - Turn 4
11.45.40	86 Badovini	Crashed - Turn 7
11.46.10	3 De Rosa	Out
11.46.25	86 Badovini	Out
11.46.35	15 Coppola	Technical Problem - Turn 2
11.48.32	15 Coppola	Out
11.53.17	78 Okubo	Technical Problem - Turn 3
11.53.51	78 Okubo	Out
12.03.04		End Of Session

Start End The results are provisional until the end of the time limit for protests and appeals
15/04/2018 11:31 12:03 and the completion of the technical checks.

These data/results cannot be reproduced, stored and/or transmitted in whole or in part by any manner of electronic, mechanical, photocopying, recording, broadcasting or otherwise now known or herein after developed without the previous express consent by the copyright owner, except for reproduction in daily press and regular printed publications on sale to the public within 60 days of the event related to those data/results and always provided that copyright symbol appears together as follows below.

© DORNA WSBK ORGANIZATION Srl 2018

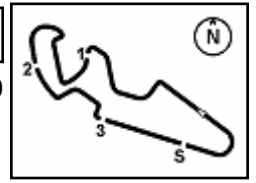
FKR PERUGIA TIMING



Official Tyre Supplier



Official Timekeeper



Spanish Round, 13-14-15 April 2018

World Supersport 300 - Results Race

Laps 11 = 55,847 Km - Time of Race 23'47.784 - Avg. 140,812 km/h

Pos	Race	Grid	No. Rider	Nat	Team	Bike	LL	Gap	Fastest Lap	Speed	Qualifying		Ranking		
											Time	Speed	R	Tot	Pos
1	5	17	K. MEUFFELS	NED	KTM Fortron Junior Team	KTM RC 390 R	11		2'08.510	210,9	2'09.019	200,4	25	25	1
2	2	95	S. DEROUE	NED	Motoport Kawasaki	Kawasaki Ninja 400	11	0.031	2'08.888	210,9	2'08.729	202,6	20	20	2
3	1	8	M. PEREZ	ESP	Kawasaki ParkinGO Team	Kawasaki Ninja 400	11	0.125	2'08.803	209,3	2'07.938	204,2	16	16	3
4	15	22	M. KALININ	UKR	GP Project Team	Kawasaki Ninja 400	11	0.207	2'08.810	205,7	2'10.709	201,5	13	13	4
5	6	6	R. SCHOTMAN	NED	Motoport Kawasaki	Kawasaki Ninja 400	11	0.370	2'08.747	214,3	2'09.125	205,7	11	11	5
6	4	2	A. CARRASCO	ESP	DS Junior Team	Kawasaki Ninja 400	11	0.438	2'09.015	209,7	2'08.928	204,9	10	10	6
7	12	15	G. VAN STRAALEN	NED	KTM Fortron Racing Team	KTM RC 390 R	11	0.817	2'08.960	209,7	2'11.354	202,2	9	9	7
8	3	20	D. LOUREIRO	RSA	DS Junior Team	Kawasaki Ninja 400	11	0.819	2'08.881	211,4	2'08.924	202,2	8	8	8
9	8	43	L. GRUNWALD	GER	Freudenberg KTM WorldSSP Team	KTM RC 390 R	11	8.774	2'09.581	204,5	2'09.663	201,5	7	7	9
10	7	21	B. SANCHEZ	ESP	ETG Racing	Kawasaki Ninja 400	11	14.451	2'10.410	204,5	2'09.577	204,5	6	6	10
11	14	93	W. KHAN	NED	Nutec - Benjan - Kawasaki	Kawasaki Ninja 400	11	14.716	2'10.440	209,3	2'10.551	205,7	5	5	11
12	20	14	E. DE LA VEGA	FRA	GP Project Team	Kawasaki Ninja 400	11	14.932	2'10.148	206,9	2'11.342	204,2	4	4	12
13	16	33	D. VALLE	ESP	BCD Yamaha MS Racing	Yamaha YZF-R3	11	15.014	2'09.915	204,5	2'10.964	207,3	3	3	13
14	19	99	P. GRASSIA	ITA	BIBLION YAMAHA MOTOXRACING	Yamaha YZF-R3	11	15.026	2'09.996	203,0	2'11.334	190,1	2	2	14
15	18	97	M. KAPPLER	GER	Freudenberg KTM WorldSSP Team	KTM RC 390 R	11	15.250	2'10.374	207,3	2'11.334	204,5	1	1	15
16	11	55	G. HENDRA PRATAMA	INA	BIBLION YAMAHA MOTOXRACING	Yamaha YZF-R3	11	15.421	2'09.939	204,9	2'10.208	195,7			
17	17	69	M. HERRERA	ESP	BCD Yamaha MS Racing	Yamaha YZF-R3	11	15.589	2'10.165	204,2	2'10.992	199,3			
18	35	16	M. LUNA BAYEN	ESP	C.M. Racing A.S.D.	Kawasaki Ninja 400	11	26.324	2'11.155	202,6	2'14.986	193,9			
19	23	19	L. BERNARDI	ITA	Team Trasimeno	Yamaha YZF-R3	11	36.256	2'11.495	198,5	2'11.930	197,1			
20	28	78	J. FORAY	FRA	ETG Racing	Kawasaki Ninja 400	11	39.331	2'12.450	206,1	2'12.791	200,7			
21	32	28	D. KOOPMAN	NED	GRT Yamaha WorldSSP300 Team	Yamaha YZF-R3	11	39.401	2'12.094	200,0	2'13.695	200,7			
22	34	13	D. IOZZO	RSA	Racedays	Honda CBR500R	11	59.730	2'13.597	200,0	2'13.827	197,8			
23	40	36	B. NEILA	ESP	BCD Yamaha MS Racing	Yamaha YZF-R3	11	59.730	2'14.033	194,6		188,5			
24	30	18	A. MURLEY	GBR	Team Toth - Yart	Yamaha YZF-R3	11	59.967	2'13.796	196,7	2'13.423	194,9			
25	26	84	J. OVERBEEKE	NED	Team Trasimeno	Yamaha YZF-R3	11	59.972	2'13.299	196,0	2'12.270	198,5			
26	39	30	D. BLIN	POL	Polish Talent Team	Yamaha YZF-R3	11	1'15.686	2'15.491	196,4	2'15.432	186,9			
27	33	89	A. CARRASCO	ESP	ARCO-MotoR UPV University Team	Yamaha YZF-R3	11	1'15.692	2'15.548	191,8	2'13.814	191,8			
28	36	79	T. ALONSO	POR	Samurai-YART Racing	Yamaha YZF-R3	11	1'15.738	2'15.265	197,4	2'15.081	190,8			
29	38	44	S. LOCHOFF	RSA	Samurai-YART Racing	Yamaha YZF-R3	11	1'15.758	2'14.590	198,2	2'15.428	194,2			
30	37	7	N. SETTIMO	ITA	Scuderia Maranga Racing	Honda CBR500R	11	1'15.770	2'15.349	197,1	2'15.085	195,7			
-----Not Classified-----															
NC	24	54	F. FULIGNI	ITA	GRT Yamaha WorldSSP300 Team	Yamaha YZF-R3	8	3 Laps	2'13.624	192,5	2'11.953	197,8			
RET	10	71	T. EDWARDS	AUS	Nutec - Benjan - Kawasaki	Kawasaki Ninja 400	9	2 Laps	2'08.718	210,5	2'10.031	201,1			
RET	27	5	R. VOS	NED	KTM Fortron Racing Team	KTM RC 390 R	7	4 Laps	2'12.518	200,4	2'12.302	203,8			
RET	29	58	T. FINOCCHIARO	GBR	Scuderia Maranga Racing	Honda CBR500R	7	4 Laps	2'15.270	200,0	2'13.370	201,5			
RET	13	81	M. GONZALEZ	ESP	Pertantina Almeria BCD Junior Team by MS	Yamaha YZF-R3	3	8 Laps	2'10.480	200,0	2'10.468	204,9			
RET	9	27	F. ROVELLI	ITA	Kawasaki ParkinGO Team	Kawasaki Ninja 400	1	10 Laps		196,0	2'09.912	197,1			
RET	21	41	J. JÄHNIG	GER	Freudenberg KTM Junior Team	KTM RC 390 R	1	10 Laps		209,3	2'11.407	205,7			
RET	22	96	I. PRATNA	INA	TERRA E MOTO	Yamaha YZF-R3	1	10 Laps		202,2	2'11.929	198,5			
RET	25	12	A. RUSMIPUTRO	INA	Pertamina Almeria BCD by MS Racing	Yamaha YZF-R3	0				2'12.060	200,7			

AIR	Humidity:	51%	Temp:	19°C
TRACK	Condition:	Dry	Temp:	33°C

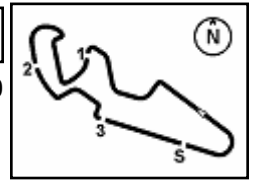
Records	Pole (SP2)	2018	M.Perez	2'07.938	142,86 Km/h
	Race (RC)	2017	M.Perez	2'13.610	136,80 Km/h
	Circuit (SP2)	2018	M.Perez	2'07.938	142,86 Km/h
Race Fastest Lap	(New Record)	Lap 5	K.Meuffels	2'08.510	142,22 Km/h

Start 14:21 End 14:47 The results are provisional until the end of the time limit for protests and appeals and the completion of the technical checks.

15/04/2018
These data/results cannot be reproduced, stored and/or transmitted in whole or in part by any manner of electronic, mechanical, photocopying, recording, broadcasting or otherwise now known or herein after developed without the previous express consent by the copyright owner, except for reproduction in daily press and regular printed publications on sale to the public within 60 days of the event related to those data/results and always provided that copyright symbol appears together as follows below.

© DORNA WSBK ORGANIZATION Srl 2018





Spanish Round, 13-14-15 April 2018

World Supersport 300 - Results Race

LAP LEADERS

No.	Rider	From	To	Laps	Total
8	M. PEREZ	1	2	2	
2	A. CARRASCO	3	3	1	
8	M. PEREZ	4	4	1	
22	M. KALININ	5	5	1	1
8	M. PEREZ	6	7	2	
2	A. CARRASCO	8	8	1	2
17	K. MEUFFELS	9	9	1	
8	M. PEREZ	10	10	1	6
17	K. MEUFFELS	11	11	1	2

TOTAL LEADER LAPS

No.	Rider	Laps
8	M. PEREZ	6
2	A. CARRASCO	2
17	K. MEUFFELS	2
22	M. KALININ	1

Race Highlights

Time	No. Rider	Description
14.18.03		Warm-up Lap Start
14.21.36		Start
14.22.25	12 Rusmiputro	Crashed - Turn 5
14.22.25	54 Fuligni	Crashed - Turn 5
14.23.23	12 Rusmiputro	Out
14.24.03		No Jump Start
14.24.31	27 Rovelli	Technical Problem - Turn 1
14.24.44	41 Jähnig	Crashed - Turn 3
14.25.12	54 Fuligni	Re-joined
14.25.20	96 Pratna	Technical Problem - Turn 11
14.26.00		New Best Lap
14.26.31	54 Fuligni	Entered Pits
14.27.18	27 Rovelli	Out
14.27.26	41 Jähnig	Out
14.27.31	96 Pratna	Out
14.29.45	81 Gonzalez	Crashed - Turn 12
14.30.48	54 Fuligni	Exiting Pits
14.30.57	81 Gonzalez	Out
14.39.40	5 Vos	Technical Problem - Turn 16
14.40.53	58 Finocchiaro	Crashed - Turn 12
14.42.10	58 Finocchiaro	Out
14.42.15	5 Vos	Out
14.43.07	71 Edwards	Crashed - Turn 16
14.44.17	71 Edwards	Out
14.47.03		End Of Session

Start End The results are provisional until the end of the time limit for protests and appeals and the completion of the technical checks.

15/04/2018 14:21 14:47

These data/results cannot be reproduced, stored and/or transmitted in whole or in part by any manner of electronic, mechanical, photocopying, recording, broadcasting or otherwise now known or herein after developed without the previous express consent by the copyright owner, except for reproduction in daily press and regular printed publications on sale to the public within 60 days of the event related to those data/results and always provided that copyright symbol appears together as follows below.

© DORNA WSBK ORGANIZATION Srl 2018



Official Fuel Supplier



PIRELLI PERGOIA TIMING

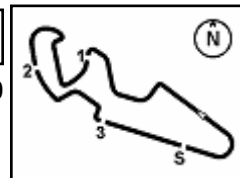
Official Tyre Supplier



Official Timekeeper



7.1
STK1000
120/01



MotorLand Aragon 5.077 m

1 / 2

Spanish Round, 13-14-15 April 2018

Superstock 1000 - Results Race

Laps 13 = 66,001 Km - Time of Race 24'35.428 - Avg. 161,040 km/h

Pos	Race	Grid	No. Rider	Nat	Team	Bike	LL	Gap	Fastest Lap	Speed	Qualifying		Ranking		
											Time	Speed	R	Tot	Pos
1	1		28 M. REITERBERGER	GER	alpha Racing-Van Zon-BMW	BMW S 1000 RR	13		1'52.188	300,0	1'51.427	293,5	25	25	1
2	2		2 R. TAMBURINI	ITA	Berclaz Racing Team SA	BMW S 1000 RR	13	2.193	1'52.605	306,8	1'51.985	294,3	20	20	2
3	3		15 F. SANDI	ITA	MOTOCORSA Racing	Ducati 1199 Panigale R	13	3.789	1'52.289	302,5	1'52.006	298,3	16	16	3
4	4		7 M. SCHEIB	CHI	Aprilia Racing Team	Aprilia RSV4 RF	13	14.036	1'52.297	302,5	1'52.055	295,1	13	13	4
5	7		21 F. MARINO	FRA	URBIS Yamaha Motocrossing STK Team	Yamaha YZF R1	13	20.199	1'52.805	300,8	1'53.130	295,9	11	11	5
6	8		12 A. ANDREOZZI	ITA	SPEED ACTION	Yamaha YZF R1	13	22.114	1'53.820	301,7	1'53.160	290,3	10	10	6
7	6		70 L. VITALI	ITA	Aprilia Racing Team	Aprilia RSV4 RF	13	22.322	1'54.411	298,3	1'53.022	295,1	9	9	7
8	11		23 L. SALVADORI	ITA	Berclaz Racing Team SA	BMW S 1000 RR	13	31.205	1'54.503	297,5	1'54.029	293,5	8	8	8
9	12		84 R. RUSSO	ITA	C.M. Racing	Kawasaki ZX-10RR	13	32.605	1'55.080	300,8	1'54.069	294,3	7	7	9
10	16		34 X. PINSACH	ESP	ETG Racing	Kawasaki ZX-10RR	13	33.651	1'55.182	302,5	1'55.498	289,5	6	6	10
11	13		59 A. SCHACHT	DEN	EAB SCHACHT Racing Team	Ducati 1199 Panigale R	13	33.885	1'54.625	300,0	1'54.431	288,8	5	5	11
12	14		16 G. RUIU	ITA	Team Pedercini Racing	Kawasaki ZX-10RR	13	33.917	1'54.894	304,2	1'54.731	295,1	4	4	12
13	15		51 E. VIONNET	SUI	MOTOS VIONNET	BMW S 1000 RR	13	43.630	1'54.831	299,2	1'54.817	291,9	3	3	13
14	18		77 T. ALBERTO	PHI	MOTOCORSA Racing	Ducati 1199 Panigale R	13	58.665	1'56.771	304,2	1'56.807	295,9	2	2	14
15	19		31 V. SUCHET	SUI	Flembbo Leader Team	Kawasaki ZX-10RR	13	1'05.426	1'57.614	295,9	1'56.933	289,5	1	1	15
16	17		46 M. CUDEVILLE	FRA	Flembbo Leader Team	Kawasaki ZX-10RR	13	1'11.591	1'57.900	287,2	1'56.699	281,3			
17	21		10 A. YEGIN	TUR	Nutec - Benjan - Kawasaki	Kawasaki ZX-10RR	13	1'51.967	2'00.807	285,0	1'59.737	283,5			
-----Not Classified-----															
RET	5		45 J. BÜHN	GER	alpha Racing-Van Zon-BMW	BMW S 1000 RR	12	1 Lap	1'53.984	299,2	1'52.853	300,0			
RET	20		55 F. MARCHIONNI	ITA	SPEED ACTION	Yamaha YZF R1	9	4 Laps	1'57.365	293,5	1'57.417	280,5			
RET	10		52 A. DELBIANCO	ITA	GULF ALTHEA BMW Racing Team	BMW S 1000 RR	2	11 Laps		295,1	1'53.743	298,3			
RET	9		6 E. PUSCEDDU	ITA	D.K. Racing	BMW S 1000 RR	0			293,5	1'53.726	292,7			

AIR	Humidity:	49%	Temp:	20°C
TRACK	Condition:	Dry	Temp:	33°C

Records	Pole (QP)	2017	M.Rinaldi	1'52.245	162,83 Km/h
	Race (RC)	2017	M.Rinaldi	1'52.736	162,12 Km/h
	Circuit (QP)	2017	M.Rinaldi	1'52.245	162,83 Km/h
Race Fastest Lap	(New Record)	Lap 2	M.Reiterberger	1'52.188	162,92 Km/h

LAP LEADERS					
No.	Rider	From	To	Laps	Total
28	M. REITERBERGER	1	2	2	
15	F. SANDI	3	4	2	2
7	M. SCHEIB	5	8	4	4
28	M. REITERBERGER	9	13	5	7

TOTAL LEADER LAPS		
No.	Rider	Laps
28	M. REITERBERGER	7
7	M. SCHEIB	4
15	F. SANDI	2

15/04/2018 Start 15:16 End 15:42 The results are provisional until the end of the time limit for protests and appeals and the completion of the technical checks.

These data/results cannot be reproduced, stored and/or transmitted in whole or in part by any manner of electronic, mechanical, photocopying, recording, broadcasting or otherwise now known or herein after developed without the previous express consent by the copyright owner, except for reproduction in daily press and regular printed publications on sale to the public within 60 days of the event related to those data/results and always provided that copyright symbol appears together as follows below.

© DORNA WSBK ORGANIZATION Srl 2018

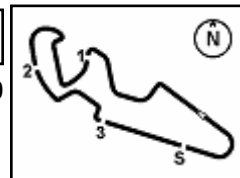
FIKR PERUGIA TIMING



Official Tyre Supplier



Official Timekeeper



Spanish Round, 13-14-15 April 2018

Superstock 1000 - Results Race

Race Highlights

Time	No. Rider	Description
15.13.00		Warm-up Lap Start
15.16.00		Start
15.16.15	45 Bühn	Crashed - Turn 1
15.16.38	45 Bühn	Re-joined
15.17.22	52 Delbianco	Crashed - Turn 13
15.17.32		No Jump Start
15.17.39	52 Delbianco	Re-joined
15.17.59	6 Pusceddu	Crashed - Turn 16
15.18.26	6 Pusceddu	Out
15.19.51		New Lap Record
15.20.19	52 Delbianco	Entered Pits
15.21.32	52 Delbianco	Retired
15.33.58	55 Marchionni	Entered Pits
15.35.54	55 Marchionni	Retired
15.38.20	7 Scheib	Technical Problem - Turn 15
15.38.34	7 Scheib	Re-joined
15.40.16	45 Bühn	Crashed - Turn 7
15.42.26		End Of Session

Start End The results are provisional until the end of the time limit for protests and appeals and the completion of the technical checks.

15/04/2018 15:16 15:42

These data/results cannot be reproduced, stored and/or transmitted in whole or in part by any manner of electronic, mechanical, photocopying, recording, broadcasting or otherwise now known or herein after developed without the previous express consent by the copyright owner, except for reproduction in daily press and regular printed publications on sale to the public within 60 days of the event related to those data/results and always provided that copyright symbol appears together as follows below.

© DORNA WSBK ORGANIZATION Srl 2018

