


4655 m.

GRAN PREMI MONSTER ENERGY DE CATALUNYA

Race

Classification after 25 laps = 116.375 km

29

Pos		Rider	Nation	Team	Motorcycle	Total Time	Km/h	Gap
1	25	4 Andrea DOVIZIOSO	ITA	Ducati Team	DUCATI	44'41.518	156.2	
2	20	93 Marc MARQUEZ	SPA	Repsol Honda Team	HONDA	44'45.062	156.0	3.544
3	16	26 Dani PEDROSA	SPA	Repsol Honda Team	HONDA	44'48.292	155.8	6.774
4	13	99 Jorge LORENZO	SPA	Ducati Team	DUCATI	44'51.126	155.6	9.608
5	11	5 Johann ZARCO	FRA	Monster Yamaha Tech 3	YAMAHA	44'55.356	155.4	13.838
6	10	94 Jonas FOLGER	GER	Monster Yamaha Tech 3	YAMAHA	44'55.439	155.4	13.921
7	9	19 Alvaro BAUTISTA	SPA	Pull&Bear Aspar Team	DUCATI	44'58.281	155.2	16.763
8	8	46 Valentino ROSSI	ITA	Movistar Yamaha MotoGP	YAMAHA	45'02.339	155.0	20.821
9	7	8 Hector BARBERA	SPA	Reale Avintia Racing	DUCATI	45'05.470	154.8	23.952
10	6	25 Maverick VIÑALES	SPA	Movistar Yamaha MotoGP	YAMAHA	45'05.707	154.8	24.189
11	5	35 Cal CRUTCHLOW	GBR	LCR Honda	HONDA	45'09.847	154.6	28.329
12	4	76 Loris BAZ	FRA	Reale Avintia Racing	DUCATI	45'14.799	154.3	33.281
13	3	45 Scott REDDING	GBR	OCTO Pramac Racing	DUCATI	45'16.718	154.2	35.200
14	2	17 Karel ABRAHAM	CZE	Pull&Bear Aspar Team	DUCATI	45'20.954	153.9	39.436
15	1	53 Tito RABAT	SPA	EG 0,0 Marc VDS	HONDA	45'22.390	153.8	40.872
16		29 Andrea IANNONE	ITA	Team SUZUKI ECSTAR	SUZUKI	45'24.739	153.7	43.221
17		50 Sylvain GUINTOLI	FRA	Team SUZUKI ECSTAR	SUZUKI	45'26.173	153.6	44.655
18		44 Pol ESPARGARO	SPA	Red Bull KTM Factory Racing	KTM	45'30.511	153.4	48.993
19		22 Sam LOWES	GBR	Aprilia Racing Team Gresini	APRILIA	45'37.010	153.0	55.492
Not Classified								
		9 Daniilo PETRUCCI	ITA	OCTO Pramac Racing	DUCATI	41'16.068	155.6	2 laps
		43 Jack MILLER	AUS	EG 0,0 Marc VDS	HONDA	23'18.364	155.7	12 laps
		41 Aleix ESPARGARO	SPA	Aprilia Racing Team Gresini	APRILIA	12'33.993	155.5	18 laps

Race condition: DryAir: 33°
Humidity: 20%
Ground: 54°

Pole Position:		Dani PEDROSA	1'43.870	161.3 Km/h
Fastest Lap (New record):	Lap 3	Jonas FOLGER	1'45.969	158.1 Km/h
Circuit Record Lap:	2016	Maverick VIÑALES	1'45.971	158.1 Km/h
Circuit Best Lap:	2016	Marc MARQUEZ	1'43.589	161.7 Km/h

13:45'00

13:58'00

14:00'59

14:02'32

14:14'33 Aleix ESPARGARO

14:25'19 Jack MILLER

14:43'09 Danilo PETRUCCI

14:48'56

14:48'57

SIGHTING LAP START

WARM UP LAP START

RACE START

No jump start

retired

crashed out - Rider OK

crashed out - Rider OK

17-ABRAHAM 0.4 sec. seconds penalty

76-BAZ 0.3 sec. seconds penalty

The results are provisional until the end of the limit for protest and appeals.

Time limit for protest expires 30' after publication of the results - Time:

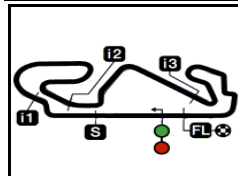
These data/results cannot be reproduced, stored and/or transmitted in whole or in part by any manner of electronic, mechanical, photocopying, recording, broadcasting or otherwise now known or herein after developed without the previous express consent by the copyright owner, except for reproduction in daily press and regular printed publications on sale to the public within 60 days of the event related to those data/results and always provided that copyright symbol appears together as follows below.

© DORNA, 2017

Official MotoGP Timing by TISSOT
www.motogp.com

Barcelona, Sunday, June 11, 2017





4655 m.

GRAN PREMI MONSTER ENERGY DE CATALUNYA

Race

Classification after 23 laps = 107.065 km

29

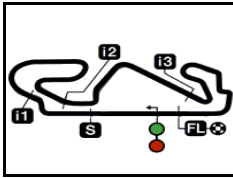
Pos		Rider	Nation	Team	Motorcycle	Total Time	Km/h	Gap
1	25	73 Alex MARQUEZ	SPA	EG 0,0 Marc VDS	KALEX	42'40.502	150.5	
2	20	54 Mattia PASINI	ITA	Italtrans Racing Team	KALEX	42'44.027	150.3	3.525
3	16	12 Thomas LUTHI	SWI	CarXpert Interwetten	KALEX	42'44.954	150.2	4.452
4	13	44 Miguel OLIVEIRA	POR	Red Bull KTM Ajo	KTM	42'45.824	150.2	5.322
5	11	7 Lorenzo BALDASSARRI	ITA	Forward Racing Team	KALEX	42'50.432	149.9	9.930
6	10	21 Franco MORBIDELLI	ITA	EG 0,0 Marc VDS	KALEX	42'54.674	149.7	14.172
7	9	9 Jorge NAVARRO	SPA	Federal Oil Gresini Moto2	KALEX	42'56.694	149.5	16.192
8	8	40 Fabio QUARTARARO	FRA	Pons HP40	KALEX	42'58.719	149.4	18.217
9	7	97 Xavi VIERGE	SPA	Tech 3 Racing	TECH 3	42'59.598	149.4	19.096
10	6	55 Hafizh SYAHRIN	MAL	Petronas Raceline Malaysia	KALEX	42'59.681	149.4	19.179
11	5	30 Takaaki NAKAGAMI	JPN	IDEMITSU Honda Team Asia	KALEX	42'59.863	149.4	19.361
12	4	24 Simone CORSI	ITA	Speed Up Racing	SPEED UP	43'00.459	149.3	19.957
13	3	32 Isaac VIÑALES	SPA	BE-A-VIP SAG Team	KALEX	43'01.486	149.3	20.984
14	2	42 Francesco BAGNAIA	ITA	SKY Racing Team VR46	KALEX	43'02.722	149.2	22.220
15	1	5 Andrea LOCATELLI	ITA	Italtrans Racing Team	KALEX	43'04.003	149.1	23.501
16		68 Yonny HERNANDEZ	COL	AGR Team	KALEX	43'04.067	149.1	23.565
17		77 Dominique AEGERTER	SWI	Kiefer Racing	SUTER	43'04.925	149.1	24.423
18		41 Brad BINDER	RSA	Red Bull KTM Ajo	KTM	43'05.278	149.0	24.776
19		49 Axel PONS	SPA	RW Racing GP	KALEX	43'05.759	149.0	25.257
20		87 Remy GARDNER	AUS	Tech 3 Racing	TECH 3	43'09.763	148.8	29.261
21		19 Xavier SIMEON	BEL	Tasca Racing Scuderia Moto2	KALEX	43'10.564	148.7	30.062
22		37 Augusto FERNANDEZ	SPA	Speed Up Racing	SPEED UP	43'18.922	148.3	38.420
23		57 Edgar PONS	SPA	Pons HP40	KALEX	43'27.737	147.8	47.235
24		2 Jesko RAFFIN	SWI	Garage Plus Interwetten	KALEX	43'27.892	147.7	47.390
25		27 Iker LECUONA	SPA	Garage Plus Interwetten	KALEX	43'35.090	147.3	54.588
26		89 Khairul Idham PAWI	MAL	IDEMITSU Honda Team Asia	KALEX	43'35.587	147.3	55.085
27		45 Tetsuta NAGASHIMA	JPN	Teluru SAG Team	KALEX	43'37.551	147.2	57.049
28		22 Federico FULIGNI	ITA	Forward Junior Team	KALEX	43'47.846	146.6	1'07.344
Not Classified								
		23 Marcel SCHROTTER	GER	Dynavolt Intact GP	SUTER	39'14.824	149.4	2 laps
		62 Stefano MANZI	ITA	SKY Racing Team VR46	KALEX	28'18.317	148.0	8 laps
		11 Sandro CORTESE	GER	Dynavolt Intact GP	SUTER	20'42.574	148.3	12 laps
		6 Tarran MACKENZIE	GBR	Kiefer Racing	SUTER	5'48.890	144.0	20 laps

The results are provisional until the end of the limit for protest and appeals.

Time limit for protest expires 30' after publication of the results - Time:

These data/results cannot be reproduced, stored and/or transmitted in whole or in part by any manner of electronic, mechanical, photocopying, recording, broadcasting or otherwise now known or herein after developed without the previous express consent by the copyright owner, except for reproduction in daily press and regular printed publications on sale to the public within 60 days of the event related to those data/results and always provided that copyright symbol appears together as follows below.

© DORNA, 2017



4655 m.

GRAN PREMI MONSTER ENERGY DE CATALUNYA

Race

Classification after 23 laps = 107.065 km

29

Pos	Rider	Nation	Team	Motorcycle	Total Time	Km/h	Gap
-----	-------	--------	------	------------	------------	------	-----

Race condition: Dry

Air: 32°

Humidity: 27%

Ground: 50°

Pole Position:

Fastest Lap (New record):

Circuit Record Lap:

Circuit Best Lap:

	Alex MARQUEZ	1'49.408	153.1 Km/h
Lap 2	Alex MARQUEZ	1'49.712	152.7 Km/h
2016	Johann ZARCO	1'49.968	152.3 Km/h
2016	Johann ZARCO	1'49.179	153.4 Km/h

12:05'00

12:18'00

12:21'17

12:22'56 Tetsuta NAGASHIMA

12:23'07 Tetsuta NAGASHIMA

12:23'29

12:28'03 Tarran MACKENZIE

12:42'22 Sandro CORTESE

12:49'37 Stefano MANZI

13:02'34 Marcel SCHROTTER

SIGHTING LAP START

WARM UP LAP START

RACE START

crashed out - Rider OK

re-joined race

No jump start

crashed out - Rider OK

crashed out - Rider OK

entered pits and retired

crashed out - Rider OK

The results are provisional until the end of the limit for protest and appeals.

Time limit for protest expires 30' after publication of the results - Time:

These data/results cannot be reproduced, stored and/or transmitted in whole or in part by any manner of electronic, mechanical, photocopying, recording, broadcasting or otherwise now known or herein after developed without the previous express consent by the copyright owner, except for reproduction in daily press and regular printed publications on sale to the public within 60 days of the event related to those data/results and always provided that copyright symbol appears together as follows below.

© DORNA, 2017

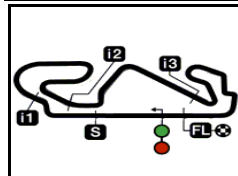
Official MotoGP Timing by TISSOT

www.motogp.com

Barcelona, Sunday, June 11, 2017

Page 2 of 2





4655 m.

GRAN PREMI MONSTER ENERGY DE CATALUNYA

Race

Classification after 22 laps = 102.41 km

29

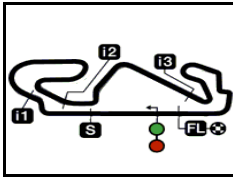
Pos		Rider	Nation	Team	Motorcycle	Total Time	Km/h	Gap
1	25	36 Joan MIR	SPA	Leopard Racing	HONDA	42'11.846	145.6	
2	20	5 Romano FENATI	ITA	Marinelli Rivacold Snipers	HONDA	42'12.037	145.6	0.191
3	16	88 Jorge MARTIN	SPA	Del Conca Gresini Moto3	HONDA	42'12.125	145.5	0.279
4	13	33 Enea BASTIANINI	ITA	Estrella Galicia 0,0	HONDA	42'12.308	145.5	0.462
5	11	44 Aron CANET	SPA	Estrella Galicia 0,0	HONDA	42'12.520	145.5	0.674
6	10	42 Marcos RAMIREZ	SPA	Platinum Bay Real Estate	KTM	42'12.586	145.5	0.740
7	9	21 Fabio DI GIANNANTONIO	ITA	Del Conca Gresini Moto3	HONDA	42'12.989	145.5	1.143
8	8	16 Andrea MIGNO	ITA	SKY Racing Team VR46	KTM	42'13.235	145.5	1.389
9	7	8 Nicolo BULEGA	ITA	SKY Racing Team VR46	KTM	42'13.508	145.5	1.662
10	6	24 Tatsuki SUZUKI	JPN	SIC58 Squadra Corse	HONDA	42'13.709	145.5	1.863
11	5	23 Niccolò ANTONELLI	ITA	Red Bull KTM Ajo	KTM	42'13.934	145.5	2.088
12	4	17 John MCPHEE	GBR	British Talent Team	HONDA	42'17.517	145.3	5.671
13	3	65 Philipp OETTL	GER	Südmittel Schedl GP Racing	KTM	42'20.477	145.1	8.631
14	2	12 Marco BEZZECCHI	ITA	CIP	MAHINDRA	42'28.449	144.6	16.603
15	1	64 Bo BENDSNEYDER	NED	Red Bull KTM Ajo	KTM	42'28.935	144.6	17.089
16	71	Ayumu SASAKI	JPN	SIC Racing Team	HONDA	42'28.974	144.6	17.128
17	58	Juanfran GUEVARA	SPA	RBA BOE Racing Team	KTM	42'33.460	144.3	21.614
18	7	Adam NORRODIN	MAL	SIC Racing Team	HONDA	42'34.208	144.3	22.362
19	48	Lorenzo DALLA PORTA	ITA	Aspar Mahindra Moto3	MAHINDRA	42'34.564	144.3	22.718
20	96	Manuel PAGLIANI	ITA	CIP	MAHINDRA	42'34.600	144.3	22.754
21	41	Nakarin ATIRATPHUVAP	THA	Honda Team Asia	HONDA	42'34.734	144.3	22.888
22	84	Jakub KORNFEIL	CZE	Peugeot MC Saxoprint	PEUGEOT	42'35.222	144.2	23.376
23	27	Kaito TOBA	JPN	Honda Team Asia	HONDA	42'36.089	144.2	24.243
24	14	Tony ARBOLINO	ITA	SIC58 Squadra Corse	HONDA	42'45.180	143.7	33.334
25	11	Livio LOI	BEL	Leopard Racing	HONDA	42'45.242	143.7	33.396
26	6	Maria HERRERA	SPA	AGR Team	KTM	42'53.553	143.2	41.707
27	4	Patrik PULKKINEN	FIN	Peugeot MC Saxoprint	PEUGEOT	43'22.614	141.6	1'10.768
28	81	Aleix VIU	SPA	42 Motorsport	KTM	43'45.390	140.5	1'33.544
Not Classified								
	40	Darryn BINDER	RSA	Platinum Bay Real Estate	KTM	40'26.262	145.0	1 lap
	95	Jules DANILO	FRA	Marinelli Rivacold Snipers	HONDA	40'31.838	144.7	1 lap
	19	Gabriel RODRIGO	ARG	RBA BOE Racing Team	KTM	11'33.736	144.9	16 laps
	63	Vicente PEREZ	SPA	Reale Avintia Academy	KTM	7'52.019	142.0	18 laps

The results are provisional until the end of the limit for protest and appeals.

Time limit for protest expires 30' after publication of the results - Time:

These data/results cannot be reproduced, stored and/or transmitted in whole or in part by any manner of electronic, mechanical, photocopying, recording, broadcasting or otherwise now known or herein after developed without the previous express consent by the copyright owner, except for reproduction in daily press and regular printed publications on sale to the public within 60 days of the event related to those data/results and always provided that copyright symbol appears together as follows below.

© DORNA, 2017



4655 m.

GRAN PREMI MONSTER ENERGY DE CATALUNYA

Race

Classification after 22 laps = 102.41 km

29

Pos	Rider	Nation	Team	Motorcycle	Total Time	Km/h	Gap
-----	-------	--------	------	------------	------------	------	-----

Race condition: Dry

Air: 32°

Humidity: 29%

Ground: 45°

Pole Position:

Fastest Lap (New record):

Circuit Record Lap:

Circuit Best Lap:

	Jorge MARTIN	1'53.368	147.8 Km/h
Lap 4	Jorge MARTIN	1'53.861	147.1 Km/h
2016	Romano FENATI	1'54.145	146.8 Km/h
2017	Jorge MARTIN	1'53.368	147.8 Km/h

10:45'00

10:58'00

11:01'32

11:03'29

11:10'44 Vicente PEREZ

11:15'09 Gabriel RODRIGO

11:44'02 Jules DANILO

11:44'09 Darryn BINDER

11:44'10 Juanfran GUEVARA

11:44'21 Juanfran GUEVARA

11:51'44 Niccolò ANTONELLI11:51'44 John MCPHEE11:51'44 Andrea MIGNO11:51'45 Aleix VIU

SIGHTING LAP START

WARM UP LAP START

RACE START

No jump start

crashed out - Rider OK

crashed out - Rider OK

crashed out - Rider OK

crashed out - Rider OK

crashed out - Rider OK

re-joined race

0.5 sec. seconds penalty0.5 sec. seconds penalty0.5 sec. seconds penalty2 sec. seconds penalty

The results are provisional until the end of the limit for protest and appeals.

Time limit for protest expires 30' after publication of the results - Time:

These data/results cannot be reproduced, stored and/or transmitted in whole or in part by any manner of electronic, mechanical, photocopying, recording, broadcasting or otherwise now known or herein after developed without the previous express consent by the copyright owner, except for reproduction in daily press and regular printed publications on sale to the public within 60 days of the event related to those data/results and always provided that copyright symbol appears together as follows below.

© DORNA, 2017

Official MotoGP Timing by TISSOT

www.motogp.com

Barcelona, Sunday, June 11, 2017

Page 2 of 2

