

PRE MOTO 3

CRONO 1 (Q1) Resultados

Documento 1.1

Revisado

Pos.	Nº	Piloto	M. Vuelta	Dif.	Interv.	Total	Marca	Equipo	Clase
1	96	HOLGADO MIRALLES DANIEL	1:46.818			13	BEON	SCHOOL TEAM ESTRELLA GALICIA 0,0	
2	99	TATAY VILA CARLOS	1:47.344	0.526	0.526	13	BEON	MRW-ASPAR TEAM	
3	30	FELLON LORENZO	1:47.939	1.121	0.595	13	BEON	AJO ACADEMY	
4	46	SALVADOR GOMEZ DAVID	1:48.042	1.224	0.103	15	MIR RACING	CUNA DE CAMPEONES	
5	76	GIRAL ROMERO JULIAN	1:48.369	1.551	0.327	13	BEON	SCHOOL TEAM ESTRELLA GALICIA 0,0	
6	7	BALTUS BARRY	1:48.470	1.652	0.101	16	BEON	AJO ACADEMY	
7	24	PEREZ ORNEDO RAUL	1:48.679	1.861	0.209	15	RC SPORT	JEREZ ANDALUCIA MOTOR TALENT	
8	20	FALCONE VINCENT	1:48.892	2.074	0.213	14	BEON	TFC RACING	
9	35	BAUER JOSHUA	1:49.123	2.305	0.231	7	BEON	SCHOOL TEAM ESTRELLA GALICIA 0,0	
10	53	HART BRIAN DAVID	1:49.807	2.989	0.684	15	RC SPORT	JEREZ ANDALUCIA MOTOR TALENT	
11	57	KOSKINEN KENNY	1:49.827	3.009	0.020	14		H43 TEAM NOBBY	
12	18	MARTIN MARCO MIGUEL	1:49.831	3.013	0.004	12	BEON	IGAXTEAM	
13	93	BERÇOT TOM	1:49.881	3.063	0.050	15	BEON	BLUMAQ HMA RACING	
14	11	ESCRIG RECHE ALEX	1:49.899	3.081	0.018	10	BEON	MRW-ASPAR TEAM	
15	31	FERNANDEZ GONZALEZ ADRIAN	1:50.466	3.648	0.567	8	BEON	AJO ACADEMY	
16	12	GOMEZ RUS BORJA	1:51.266	4.448	0.800	14	MIR RACING	BRIEFING COMPETICION	
17	58	IGLESIAS BRAVO IÑIGO	1:51.279	4.461	0.013	15		IMC TEAM	
18	34	ACOSTA SANCHEZ PEDRO	1:51.632	4.814	0.353	1	MIR RACING	CUNA DE CAMPEONES	
19	14	BELLOT BERNABE MARIA	1:51.899	5.081	0.267	15	BEON	GASSS-SCHOOL COMPETICION	
20	50	VOSTATEK ONDREJ	1:51.971	5.153	0.072	13	BEON	ETG RACING	
21	27	CZYBA NICOLAS	1:52.168	5.350	0.197	14	BEON	BLUMAQ HMA RACING	
22	23	RAPOSEIRAS BERENGUER JORDI	1:54.158	7.340	1.990	15	MIR RACING		
23	51	WALCH TRISTAN	1:56.586	9.768	2.428	13		ALARXA RACING TEAM	
24	82	AGUILAR NAVARRO BRYAN	1:57.669	10.851	1.083	3	MIR RACING	NEW PROJECT	

No Clasificados

66	HUERTAS DEL OLMO ADRIAN	1:48.039					MIR RACING	CUNA DE CAMPEONES	
----	-------------------------	----------	--	--	--	--	------------	-------------------	--

Nº66 HUERTAS DEL OLMO ADRIAN : Anulación de todos los tiempos. Reglamento banco-potencia

Tiempo Inicio : 03/06 - 09:34:59

M. Vuelta : Nº96 HOLGADO MIRALLES DANIEL

1:46.818 126,14 Km/h

CAMPEONATO DE ESPAÑA VELOCIDAD 03-04/06/2017

Página 1 / 1

Apex Timing

PRE MOTO 3

CRONO 1 (Q1) Análisis

Vueltas	Tiempo por vuelta	Tiempo	Vueltas	Tiempo por vuelta	Tiempo	Vueltas	Tiempo por vuelta	Tiempo
N°7 BALTUS BARRY			8	1:53.127	18:01.397	N°24 PEREZ ORNEDO RAUL		
1	1:52.108	4:13.676	9	1:52.903	19:54.300	1	1:58.420	4:43.965
2	1:50.011	6:03.687	10	1:52.457	21:46.757	2	1:56.465	6:40.430
3	1:49.573	7:53.260	11	1:52.323	23:39.080	3	1:52.668	8:33.098
4	1:49.154	9:42.414	12	1:51.899	25:30.979	4	1:53.511	10:26.609
5	1:49.081	11:31.495	13	1:52.701	27:23.680	5	1:53.151	12:19.760
6	1:49.436	13:20.931	14	1:52.577	29:16.257	6	1:54.038	14:13.798
7	1:49.050	15:09.981	15	1:53.109	31:09.366	7	1:51.372	16:05.170
8	1:49.296	16:59.277	N°18 MARTIN MARCO MIGUEL			8	1:52.175	17:57.345
9	1:48.744	18:48.021	1	1:56.811	4:20.086	9	1:52.432	19:49.777
10	1:49.054	20:37.075	2	1:54.801	6:14.887	10	1:51.628	21:41.405
11	1:49.419	22:26.494	3	1:53.221	8:08.108	11	1:51.218	23:32.623
12	1:48.906	24:15.400	4	IN	1:57.054	12	1:50.454	25:23.077
13	1:48.470	26:03.870	5	2:19.360	12:24.522	13	1:53.620	27:16.697
14	1:49.909	27:53.779	6	1:51.057	14:15.579	14	1:49.364	29:06.061
15	1:49.094	29:42.873	7	1:49.831	16:05.410	15	1:48.679	30:54.740
16	1:48.999	31:31.872	8	IN	1:54.747	N°27 CZYBA NICOLAS		
N°11 ESCRIG RECHE ALEX			9	7:11.673	25:11.830	1	1:59.000	4:14.147
1	2:00.912	4:22.718	10	1:53.430	27:05.260	2	1:55.339	6:09.486
2	1:56.031	6:18.749	11	1:50.572	28:55.832	3	1:54.711	8:04.197
3	1:53.595	8:12.344	12	1:51.134	30:46.966	4	1:54.456	9:58.653
4	1:52.005	10:04.349	N°20 FALCONE VINCENT			5	1:54.046	11:52.699
5	1:51.392	11:55.741	1	1:57.228	4:20.294	6	1:53.498	13:46.197
6	9:11.416	21:07.157	2	1:54.766	6:15.060	7	1:52.963	15:39.160
7	1:49.899	22:57.056	3	1:52.867	8:07.927	8	1:52.342	17:31.502
8	1:51.840	24:48.896	4	1:51.350	9:59.277	9	IN	1:59.084
9	IN	1:53.138	5	1:52.057	11:51.334	10	4:36.358	24:06.944
10	3:59.021	30:41.055	6	IN	2:10.373	11	1:54.713	26:01.657
N°12 GOMEZ RUS BORJA			7	3:56.815	17:58.522	12	1:52.971	27:54.628
1	IN	2:09.922	8	1:52.911	19:51.433	13	1:52.168	29:46.796
2	2:43.510	7:07.853	9	1:50.688	21:42.121	14	1:52.824	31:39.620
3	1:59.535	9:07.388	10	1:50.855	23:32.976	N°30 FELLON LORENZO		
4	1:56.999	11:04.387	11	1:50.467	25:23.443	1	1:54.135	5:04.752
5	1:58.762	13:03.149	12	1:50.870	27:14.313	2	1:50.340	6:55.092
6	1:56.886	15:00.035	13	1:49.970	29:04.283	3	1:50.412	8:45.504
7	1:54.249	16:54.284	14	1:48.892	30:53.175	4	1:48.939	10:34.443
8	1:53.566	18:47.850	N°23 RAPOSEIRAS BERENGUER JORDI			5	1:49.221	12:23.664
9	1:53.796	20:41.646	1	2:00.060	4:11.618	6	1:50.272	14:13.936
10	1:52.804	22:34.450	2	1:58.630	6:10.248	7	1:48.994	16:02.930
11	1:52.633	24:27.083	3	1:57.594	8:07.842	8	IN	2:11.697
12	1:51.266	26:18.349	4	1:59.646	10:07.488	9	5:21.404	23:36.031
13	1:52.174	28:10.523	5	1:58.434	12:05.922	10	1:49.051	25:25.082
14	1:52.137	30:02.660	6	1:57.042	14:02.964	11	1:49.642	27:14.724
N°14 BELLOT BERNABE MARIA			7	1:56.867	15:59.831	12	1:49.707	29:04.431
1	1:58.715	4:46.235	8	1:59.030	17:58.861	13	1:47.939	30:52.370
2	1:55.200	6:41.435	9	1:55.946	19:54.807	N°31 FERNANDEZ GONZALEZ ADRIAN		
3	1:53.267	8:34.702	10	1:55.651	21:50.458	1	1:58.863	4:45.649
4	1:53.747	10:28.449	11	1:55.818	23:46.276	2	1:54.078	6:39.727
5	1:53.676	12:22.125	12	1:55.774	25:42.050	3	1:52.275	8:32.002
6	1:53.354	14:15.479	13	1:55.894	27:37.944	4	1:51.422	10:23.424
7	1:52.791	16:08.270	14	1:54.756	29:32.700	5	1:50.733	12:14.157
			15	1:54.158	31:26.858			

PRE MOTO 3

CRONO 1 (Q1) Análisis

Vueltas	Tiempo por vuelta	Tiempo
6	2:00.305	14:14.462
7	1:50.466	16:04.928
8	1:50.467	17:55.395

Nº34 ACOSTA SANCHEZ PEDRO		
1	1:51.632	4:07.985

Nº35 BAUER JOSHUA		
1	1:49.621	6:53.532
2	1:50.039	8:43.571
3	1:49.698	10:33.269
4	1:49.338	12:22.607
5	1:50.977	14:13.584
6	1:49.123	16:02.707
7	1:53.712	17:56.419

Nº46 SALVADOR GOMEZ DAVID		
1	1:56.519	4:45.197
2	1:54.213	6:39.410
3	1:51.401	8:30.811
4	1:49.856	10:20.667
5	1:49.416	12:10.083
6	1:49.983	14:00.066
7	1:48.375	15:48.441
8	1:48.042	17:36.483
9	1:49.983	19:26.466
10	1:48.717	21:15.183
11	1:48.142	23:03.325
12	1:48.065	24:51.390
13	1:48.745	26:40.135
14	1:48.436	28:28.571
15	1:50.924	30:19.495

Nº50 VOSTATEK ONDREJ		
1	1:58.055	4:11.585
2	1:55.835	6:07.420
3	1:56.208	8:03.628
4	1:54.469	9:58.097
5	1:54.281	11:52.378
6	1:53.601	13:45.979
7	1:52.935	15:38.914
8	1:53.126	17:32.040
9	IN	1:58.019
10	4:55.864	24:25.923
11	1:51.971	26:17.894
12	1:52.201	28:10.095
13	1:52.149	30:02.244

Nº51 WALCH TRISTAN		
1	2:09.927	6:48.003
2	2:05.455	8:53.458
3	2:02.915	10:56.373
4	2:02.611	12:58.984
5	2:01.402	15:00.386
6	1:59.070	16:59.456
7	1:58.382	18:57.838

Vueltas	Tiempo por vuelta	Tiempo
8	1:58.198	20:56.036
9	1:57.755	22:53.791
10	1:56.586	24:50.377
11	1:56.930	26:47.307
12	1:58.357	28:45.664
13	1:57.602	30:43.266

Nº53 HART BRIAN DAVID		
1	2:00.844	4:45.993
2	1:54.737	6:40.730
3	1:52.163	8:32.893
4	1:52.481	10:25.374
5	1:51.377	12:16.751
6	2:00.525	14:17.276
7	1:51.058	16:08.334
8	1:50.669	17:59.003
9	1:52.305	19:51.308
10	1:51.590	21:42.898
11	1:50.248	23:33.146
12	1:51.091	25:24.237
13	1:50.484	27:14.721
14	1:50.642	29:05.363
15	1:49.807	30:55.170

Nº57 KOSKINEN KENNY		
1	2:00.966	4:23.740
2	1:57.403	6:21.143
3	1:55.521	8:16.664
4	1:55.335	10:11.999
5	1:54.512	12:06.511
6	IN	2:02.984
7	4:34.752	18:44.247
8	1:53.268	20:37.515
9	1:52.248	22:29.763
10	1:51.649	24:21.412
11	1:51.260	26:12.672
12	1:51.111	28:03.783
13	1:50.207	29:53.990
14	1:49.827	31:43.817

Nº58 IGLESIAS BRAVO IÑIGO		
1	1:56.574	4:16.310
2	1:54.058	6:10.368
3	1:53.747	8:04.115
4	1:53.764	9:57.879
5	1:53.311	11:51.190
6	1:53.175	13:44.365
7	1:52.564	15:36.929
8	1:52.200	17:29.129
9	1:51.639	19:20.768
10	1:51.632	21:12.400
11	1:51.383	23:03.783
12	1:51.279	24:55.062
13	IN	1:58.482
14	2:41.611	29:35.155

Vueltas	Tiempo por vuelta	Tiempo
15	1:51.881	31:27.036

Nº66 HUERTAS DEL OLMO ADRIAN		
1	1:52.158	4:13.701
2	1:50.027	6:03.728
3	1:50.921	7:54.649
4	1:48.039	9:42.688
5	18:04.029	27:46.717
6	1:48.788	29:35.505
7	1:48.615	31:24.120

Nº76 GIRAL ROMERO JULIAN		
1	1:58.126	4:19.996
2	1:55.324	6:15.320
3	1:53.046	8:08.366
4	1:52.127	10:00.493
5	1:52.381	11:52.874
6	1:52.323	13:45.197
7	1:51.749	15:36.946
8	1:51.898	17:28.844
9	IN	1:57.518
10	5:45.293	25:11.655
11	1:51.455	27:03.110
12	1:49.280	28:52.390
13	1:48.369	30:40.759

Nº82 AGUILAR NAVARRO BRYAN		
1	2:04.886	26:13.259
2	2:01.663	28:14.922
3	1:57.669	30:12.591

Nº93 BERÇOT TOM		
1	1:57.461	4:11.826
2	1:53.690	6:05.516
3	1:52.133	7:57.649
4	1:51.288	9:48.937
5	1:50.557	11:39.494
6	1:50.425	13:29.919
7	1:50.068	15:19.987
8	1:50.184	17:10.171
9	1:49.881	19:00.052
10	1:52.706	20:52.758
11	1:50.564	22:43.322
12	1:50.200	24:33.522
13	1:50.386	26:23.908
14	1:50.725	28:14.633
15	1:49.988	30:04.621

Nº96 HOLGADO MIRALLES DANIEL		
1	1:53.672	4:01.458
2	1:49.983	5:51.441
3	1:48.863	7:40.304
4	1:48.962	9:29.266
5	1:48.369	11:17.635
6	1:48.577	13:06.212
7	1:49.634	14:55.846

PRE MOTO 3

CRONO 1 (Q1)

Análisis

Vueltas	Tiempo por vuelta	Tiempo
8	1:48.976	16:44.822
9	1:48.600	18:33.422
10 IN	1:57.198	20:30.620
11	6:00.684	26:31.304
12	1:47.308	28:18.612
13	1:46.818	30:05.430

Nº99 TATAY VILA CARLOS

1	1:54.778	4:08.391
2	1:49.826	5:58.217
3	1:49.494	7:47.711
4	1:49.121	9:36.832
5	1:49.000	11:25.832
6	1:48.465	13:14.297
7	1:47.631	15:01.928
8 IN	1:54.538	16:56.466
9	6:01.880	22:58.346
10	1:48.770	24:47.116
11	1:47.833	26:34.949
12	1:54.437	28:29.386
13	1:47.344	30:16.730

PRE MOTO 3

CRONO 2 (Q2) Resultados

Documento 2

Pos.	Nº	Piloto	M. Vuelta	Dif.	Interv.	Total	Marca	Equipo	Clase
1	34	ACOSTA SANCHEZ PEDRO	1:51.677			7	MIR RACING	CUNA DE CAMPEONES	
2	7	BALTUS BARRY	1:51.748	0.071	0.071	13	BEON	AJO ACADEMY	
3	96	HOLGADO MIRALLES DANIEL	1:52.418	0.741	0.670	14	BEON	SCHOOL TEAM ESTRELLA GALICIA 0,0	
4	11	ESCRIG RECHE ALEX	1:52.650	0.973	0.232	12	BEON	MRW-ASPAR TEAM	
5	30	FELLON LORENZO	1:53.068	1.391	0.418	11	BEON	AJO ACADEMY	
6	46	SALVADOR GOMEZ DAVID	1:53.364	1.687	0.296	3	MIR RACING	CUNA DE CAMPEONES	
7	53	HART BRIAN DAVID	1:54.217	2.540	0.853	9	RC SPORT	JEREZ ANDALUCIA MOTOR TALENT	
8	76	GIRAL ROMERO JULIAN	1:54.479	2.802	0.262	13	BEON	SCHOOL TEAM ESTRELLA GALICIA 0,0	
9	35	BAUER JOSHUA	1:54.487	2.810	0.008	14	BEON	SCHOOL TEAM ESTRELLA GALICIA 0,0	
10	27	CZYBA NICOLAS	1:54.784	3.107	0.297	14	BEON	BLUMAQ HMA RACING	
11	93	BERÇOT TOM	1:54.865	3.188	0.081	13	BEON	BLUMAQ HMA RACING	
12	31	FERNANDEZ GONZALEZ ADRIAN	1:54.922	3.245	0.057	12	BEON	AJO ACADEMY	
13	58	IGLESIAS BRAVO IÑIGO	1:55.001	3.324	0.079	8		IMC TEAM	
14	14	BELLOT BERNABE MARIA	1:55.112	3.435	0.111	13	BEON	GASSS-SCHOOL COMPETICION	
15	23	RAPOSEIRAS BERENGUER JORDI	1:56.356	4.679	1.244	12	MIR RACING		
16	99	TATAY VILA CARLOS	1:56.384	4.707	0.028	5	BEON	MRW-ASPAR TEAM	
17	66	HUERTAS DEL OLMO ADRIAN	1:56.958	5.281	0.574	4	MIR RACING	CUNA DE CAMPEONES	
18	82	AGUILAR NAVARRO BRYAN	1:57.793	6.116	0.835	4	MIR RACING	NEW PROJECT	
19	50	VOSTATEK ONDREJ	1:57.808	6.131	0.015	11	BEON	ETG RACING	
20	12	GOMEZ RUS BORJA	1:59.402	7.725	1.594	11	MIR RACING	BRIEFING COMPETICION	
21	57	KOSKINEN KENNY	1:59.454	7.777	0.052	7		H43 TEAM NOBBY	
22	20	FALCONE VINCENT	2:03.020	11.343	3.566	3	BEON	TFC RACING	
23	51	WALCH TRISTAN	2:04.071	12.394	1.051	10		ALARXA RACING TEAM	
24	18	MARTIN MARCO MIGUEL	2:04.404	12.727	0.333	3	BEON	IGAXTEAM	
25	24	PEREZ ORNEDO RAUL	9:07.472	7:15.795	7:03.068	1	RC SPORT	JEREZ ANDALUCIA MOTOR TALENT	

Tiempo Inicio : 03/06 - 13:15:02

M. Vuelta : Nº34 ACOSTA SANCHEZ PEDRO 1:51.677 120,65 Km/h
 Evento Grabado : Nº96 HOLGADO MIRALLES DANIEL 1:46.818 126,14 Km/h

PRE MOTO 3

CRONO 2 (Q2) Análisis

Valor informativo. No Oficial

Vueltas	Tiempo por vuelta	Tiempo	Vueltas	Tiempo por vuelta	Tiempo	Vueltas	Tiempo por vuelta	Tiempo	
Nº7 BALTUS BARRY			12	1:55.439	29:37.652	11	1:53.359	30:59.175	
1	1:57.152	4:50.419	13	1:55.234	31:32.886	Nº31 FERNANDEZ GONZALEZ ADRIAN			
2	1:52.211	6:42.630	Nº18 MARTIN MARCO MIGUEL			1	2:02.808	6:04.665	
3	1:52.114	8:34.744	1	2:04.404	4:39.743	2	2:02.542	8:07.207	
4	8:48.240	14:04.823	2	IN	2:06.752	3	2:02.748	10:09.955	
5	2:10.334	16:15.157	3	3:08.162	9:54.657	4	8:31.164	13:47.609	
6	1:52.877	18:08.034	Nº20 FALCONE VINCENT			5	2:02.677	15:50.286	
7	1:52.367	20:00.401	1	2:07.749	5:07.027	6	1:59.172	17:49.458	
8	1:51.748	21:52.149	2	2:04.200	7:11.227	7	1:57.857	19:47.315	
9	1:52.028	23:44.177	3	2:03.020	9:14.247	8	IN	2:01.470	
10	1:51.935	25:36.112	Nº23 RAPOSEIRAS BERENGUER JORDI			9	2:35.362	24:24.147	
11	1:52.016	27:28.128	1	2:09.925	4:57.438	10	1:56.689	26:20.836	
12	1:51.928	29:20.056	2	2:04.041	7:01.479	11	1:54.922	28:15.758	
13	1:52.056	31:12.112	3	2:02.903	9:04.382	12	1:55.366	30:11.124	
Nº11 ESCRIG RECHE ALEX			4	10:14.791	14:17.004	Nº34 ACOSTA SANCHEZ PEDRO			
1	2:10.926	4:51.823	5	2:02.661	16:19.665	1	2:00.190	5:04.860	
2	2:05.494	6:57.317	6	2:00.394	18:20.059	2	1:56.680	7:01.540	
3	2:03.688	9:01.005	7	1:59.217	20:19.276	3	1:54.682	8:56.222	
4	9:41.416	13:35.621	8	1:59.585	22:18.861	4	9:00.513	12:37.729	
5	1:59.728	15:35.349	9	1:59.031	24:17.892	5	1:53.390	14:31.119	
6	1:57.332	17:32.681	10	1:57.629	26:15.521	6	1:52.022	16:23.141	
7	1:56.213	19:28.894	11	1:56.812	28:12.333	7	1:51.677	18:14.818	
8	1:55.417	21:24.311	12	1:56.356	30:08.689	Nº35 BAUER JOSHUA			
9	1:54.322	23:18.633	Nº24 PEREZ ORNEO RAUL			1	2:02.052	4:18.201	
10	1:53.360	25:11.993	1	9:07.472	13:46.536	2	1:57.584	6:15.785	
11	1:53.678	27:05.671	Nº27 CZYBA NICOLAS			3	1:57.097	8:12.882	
12	1:52.650	28:58.321	1	1:59.133	4:20.693	4	1:58.670	10:11.552	
Nº12 GOMEZ RUS BORJA			2	1:56.829	6:17.522	5	8:09.581	13:16.818	
1	2:08.008	4:56.728	3	1:56.414	8:13.936	6	1:55.152	15:11.970	
2	2:04.399	7:01.127	4	1:56.913	10:10.849	7	1:54.918	17:06.888	
3	2:03.043	9:04.170	5	7:49.004	12:56.969	8	1:56.796	19:03.684	
4	9:10.726	13:49.831	6	1:56.495	14:53.464	9	1:58.797	21:02.481	
5	2:07.950	15:57.781	7	2:01.346	16:54.810	10	1:54.487	22:56.968	
6	IN	18:20.005	8	2:00.459	18:55.269	11	1:55.576	24:52.544	
7	3:47.343	22:07.348	9	1:54.784	20:50.053	12	1:55.556	26:48.100	
8	2:01.827	24:09.175	10	1:55.341	22:45.394	13	1:54.756	28:42.856	
9	2:02.237	26:11.412	11	1:55.756	24:41.150	14	1:54.761	30:37.617	
10	1:59.417	28:10.829	12	1:54.907	26:36.057	Nº46 SALVADOR GOMEZ DAVID			
11	1:59.402	30:10.231	13	1:58.593	28:34.650	1	1:55.913	5:17.337	
Nº14 BELLOT BERNABE MARIA			14	1:55.070	30:29.720	2	1:53.696	7:11.033	
1	2:06.959	4:53.628	Nº30 FELLON LORENZO			3	1:53.364	9:04.397	
2	2:04.043	6:57.671	1	IN	2:29.649	7:51.373	Nº50 VOSTATEK ONDREJ		
3	2:00.879	8:58.550	2	13:15.467	13:50.869	1	2:11.094	5:20.803	
4	10:22.539	14:09.508	3	1:59.483	15:50.352	2	2:08.813	7:29.616	
5	1:58.036	16:07.544	4	1:55.087	17:45.439	3	IN	2:22.801	
6	1:56.942	18:04.486	5	1:53.396	19:38.835	4	10:43.510	13:19.956	
7	1:56.505	20:00.991	6	1:53.653	21:32.488	5	1:59.804	15:19.760	
8	1:55.626	21:56.617	7	1:53.501	23:25.989	6	1:58.249	17:18.009	
9	1:55.314	23:51.931	8	1:53.394	25:19.383	7	1:57.808	19:15.817	
10	1:55.170	25:47.101	9	1:53.365	27:12.748	8	IN	2:05.637	
11	1:55.112	27:42.213	10	1:53.068	29:05.816	9	3:22.265	24:43.719	

PRE MOTO 3

CRONO 2 (Q2) Análisis

Valor informativo. No Oficial

Vueltas	Tiempo por vuelta	Tiempo
10	1:57.925	26:41.644
11 IN	2:03.238	28:44.882

Nº51 WALCH TRISTAN

1	2:21.862	5:34.910
2 IN	2:22.039	7:56.949
3	15:02.466	15:43.444
4	2:10.404	17:53.848
5	2:08.844	20:02.692
6	2:08.548	22:11.240
7	2:06.635	24:17.875
8	2:05.901	26:23.776
9	2:04.974	28:28.750
10	2:04.071	30:32.821

Nº53 HART BRIAN DAVID

1	1:59.368	6:53.352
2	1:56.612	8:49.964
3	11:22.631	17:10.977
4	1:54.217	19:05.194
5	1:54.965	21:00.159
6 IN	1:58.819	22:58.978
7	3:20.497	26:19.475
8	1:54.268	28:13.743
9	1:58.040	30:11.783

Nº57 KOSKINEN KENNY

1	2:03.614	4:33.230
2	2:01.222	6:34.452
3	23:04.400	22:22.881
4	2:02.520	24:25.401
5	2:00.659	26:26.060
6	2:02.469	28:28.529
7	1:59.454	30:27.983

Nº58 IGLESIAS BRAVO IÑIGO

1	2:03.822	4:49.484
2	1:59.928	6:49.412
3	1:57.458	8:46.870
4	7:33.921	13:21.209
5	1:57.217	15:18.426
6	1:55.860	17:14.286
7	1:55.001	19:09.287
8 IN	3:24.367	22:33.654

Nº66 HUERTAS DEL OLMO ADRIAN

1	1:56.958	5:05.849
2 IN	1:58.804	7:04.653
3	2:24.056	9:28.709
4	10:18.919	14:32.218

Nº76 GIRAL ROMERO JULIAN

1	2:04.019	4:56.246
2	1:58.195	6:54.441
3	1:56.911	8:51.352
4	9:56.218	13:32.056
5	1:56.624	15:28.680

Vueltas	Tiempo por vuelta	Tiempo
6	1:55.599	17:24.279
7	1:55.282	19:19.561
8	1:56.762	21:16.323
9	1:55.313	23:11.636
10	1:55.360	25:06.996
11	1:54.973	27:01.969
12	1:54.479	28:56.448
13	1:55.423	30:51.871

Nº82 AGUILAR NAVARRO BRYAN

1	2:04.789	4:50.927
2	1:58.806	6:49.733
3	1:57.793	8:47.526
4	7:53.748	13:44.724

Nº93 BERÇOT TOM

1	2:04.150	4:51.919
2 IN	2:03.270	6:55.189
3	3:18.293	10:13.482
4	7:39.852	12:55.290
5	1:55.913	14:51.203
6	1:55.492	16:46.695
7	1:54.865	18:41.560
8	1:55.973	20:37.533
9	1:55.756	22:33.289
10	1:55.709	24:28.998
11	1:57.191	26:26.189
12	1:56.135	28:22.324
13	1:55.432	30:17.756

Nº96 HOLGADO MIRALLES DANIEL

1	1:56.931	4:21.667
2	1:54.952	6:16.619
3	1:54.487	8:11.106
4	1:54.861	10:05.967
5	8:15.102	13:15.810
6	1:53.415	15:09.225
7	1:52.998	17:02.223
8	1:52.975	18:55.198
9	1:53.722	20:48.920
10	1:53.366	22:42.286
11	1:52.431	24:34.717
12	1:56.680	26:31.397
13	1:53.597	28:24.994
14	1:52.418	30:17.412

Nº99 TATAY VILA CARLOS

1	1:59.388	4:54.369
2	1:57.802	6:52.171
3	1:56.384	8:48.555
4	12:14.138	15:44.161
5 IN	3:29.146	19:13.307

PRE MOTO 3

FUSION CRONOS (FQ) Resultados

Documento 3

Pos.	Nº	Piloto	Q1	Q2	Tiempo	Dif.	Total
1	96	HOLGADO MIRALLES DANIEL	1:46.818	1:52.418	1:46.818		27
2	99	TATAY VILA CARLOS	1:47.344	1:56.384	1:47.344	0.526	18
3	30	FELLON LORENZO	1:47.939	1:53.068	1:47.939	1.121	24
4	46	SALVADOR GOMEZ DAVID	1:48.042	1:53.364	1:48.042	1.224	18
5	76	GIRAL ROMERO JULIAN	1:48.369	1:54.479	1:48.369	1.551	26
6	7	BALTUS BARRY	1:48.470	1:51.748	1:48.470	1.652	29
7	24	PEREZ ORNEDO RAUL	1:48.679	9:07.472	1:48.679	1.861	16
8	20	FALCONE VINCENT	1:48.892	2:03.020	1:48.892	2.074	17
9	35	BAUER JOSHUA	1:49.123	1:54.487	1:49.123	2.305	21
10	53	HART BRIAN DAVID	1:49.807	1:54.217	1:49.807	2.989	24
11	57	KOSKINEN KENNY	1:49.827	1:59.454	1:49.827	3.009	21
12	18	MARTIN MARCO MIGUEL	1:49.831	2:04.404	1:49.831	3.013	15
13	93	BERÇOT TOM	1:49.881	1:54.865	1:49.881	3.063	28
14	11	ESCRIG RECHE ALEX	1:49.899	1:52.650	1:49.899	3.081	22
15	31	FERNANDEZ GONZALEZ ADRIAN	1:50.466	1:54.922	1:50.466	3.648	20
16	12	GOMEZ RUS BORJA	1:51.266	1:59.402	1:51.266	4.448	25
17	58	IGLESIAS BRAVO IÑIGO	1:51.279	1:55.001	1:51.279	4.461	23
18	34	ACOSTA SANCHEZ PEDRO	1:51.632	1:51.677	1:51.632	4.814	8
19	14	BELLOT BERNABE MARIA	1:51.899	1:55.112	1:51.899	5.081	28
20	50	VOSTATEK ONDREJ	1:51.971	1:57.808	1:51.971	5.153	24
21	27	CZYBA NICOLAS	1:52.168	1:54.784	1:52.168	5.350	28
22	23	RAPOSEIRAS BERENGUER JORDI	1:54.158	1:56.356	1:54.158	7.340	27
23	51	WALCH TRISTAN	1:56.586	2:04.071	1:56.586	9.768	23
24	66	HUERTAS DEL OLMO ADRIAN	DSQ	1:56.958	1:56.958	10.140	4
25	82	AGUILAR NAVARRO BRYAN	1:57.669	1:57.793	1:57.669	10.851	7

PRE MOTO 3

CARRERA (R1) Resultados

Documento 6

Pos.	Nº	Piloto	Nacionalidad	Total	Dif.	Interv.	M. Vuelta	Clase	Tiempo
1	96	HOLGADO MIRALLES DANIEL		14			1:48.949		25:38.180
2	7	BALTUS BARRY		14	0.129	0.129	1:48.932		25:38.309
3	46	SALVADOR GOMEZ DAVID		14	7.789	7.660	1:49.207		25:45.969
4	99	TATAY VILA CARLOS		14	20.178	12.389	1:49.575		25:58.358
5	30	FELLON LORENZO		14	20.735	0.557	1:49.972		25:58.915
6	34	ACOSTA SANCHEZ PEDRO		14	30.419	9.684	1:49.391		26:08.599
7	35	BAUER JOSHUA		14	33.820	3.401	1:50.686		26:12.000
8	76	GIRAL ROMERO JULIAN		14	35.394	1.574	1:50.738		26:13.574
9	11	ESCRIG RECHE ALEX		14	36.407	1.013	1:50.321		26:14.587
10	53	HART BRIAN DAVID		14	36.734	0.327	1:50.819		26:14.914
11	31	FERNANDEZ GONZALEZ ADRIAN		14	52.431	15.697	1:51.874		26:30.611
12	12	GOMEZ RUS BORJA		14	53.916	1.485	1:51.866		26:32.096
13	93	BERÇOT TOM		14	54.790	0.874	1:51.562		26:32.970
14	27	CZYBA NICOLAS		14	56.017	1.227	1:51.624		26:34.197
15	58	IGLESIAS BRAVO IÑIGO		14	1:00.917	4.900	1:51.991		26:39.097
16	24	PEREZ ORNEDO RAUL		14	1:05.422	4.505	1:53.073		26:43.602
17	50	VOSTATEK ONDREJ		14	1:20.038	14.616	1:53.401		26:58.218
18	14	BELLOT BERNABE MARIA		14	1:23.128	3.090	1:53.451		27:01.308
19	23	RAPOSEIRAS BERENGUER JORDI		14	1:25.174	2.046	1:53.060		27:03.354
20	20	FALCONE VINCENT		14	1:27.382	2.208	1:53.986		27:05.562
21	57	KOSKINEN KENNY		14	1:31.669	4.287	1:55.185		27:09.849
22	51	WALCH TRISTAN		13	1 Vuelta	1 Vuelta	1:59.565		26:25.201

No Clasificados

66	HUERTAS DEL OLMO ADRIAN		7	Retirado			1:51.593		13:12.322
18	MARTIN MARCO MIGUEL		7	Retirado			1:52.958		13:27.486
82	AGUILAR NAVARRO BRYAN			DNS					

Lider : Nº46 SALVADOR GOMEZ DAVID (1-2) / Nº96 HOLGADO MIRALLES DANIEL (3-12) / Nº7 BALTUS BARRY (13-13) / Nº96 HOLGADO MIRALLES DANIEL (14-14)

Tiempo Inicio : 04/06 - 13:01:05

M. Vuelta : Nº7 BALTUS BARRY 1:48.932 123,69 Km/h
 Evento Grabado : Nº96 HOLGADO MIRALLES DANIEL 1:46.818 126,14 Km/h



PRE MOTO 3

CARRERA (R1) Vuelta a vuelta

	1	2	3	4	5	6	7	8	9	10	11	12	13	14	15	16	17	18	19	20	21	22	23	24	25
Vuelta 1 <small>Intervalo</small>	46 0.8	96 0.1	7 1.3	99 0.5	30 1.8	76 0.1	31 0.5	24 0.3	34 0.2	35 0.3	53 0.1	11 0.6	18 0.2	66 0.8	93 0.1	12 0.3	27 0.6	58 1.2	57 0.1	14 0.0	50 0.7	20 0.7	23 1.9	51 4.1	
Vuelta 2	46 0.0	96 0.5	7 2.5	99 0.4	30 3.4	34 0.5	31 0.4	76 0.0	11 0.4	24 0.3	35 0.0	53 0.0	18 0.0	66 2.4	12 0.1	93 0.5	27 0.3	58 0.6	57 3.6	14 0.3	50 0.0	20 0.2	23 2.0	51 4.1	
Vuelta 3	96 0.2	46 0.8	7 3.5	99 0.3	30 1.5	34 2.9	11 0.6	31 0.6	76 0.3	66 0.3	35 1.1	24 0.0	53 0.3	12 2.0	18 1.7	58 0.8	93 0.1	27 0.1	20 5.4	57 0.3	14 0.3	50 0.0	23 2.3	51 7.2	
Vuelta 4	96 0.3	46 0.6	7 5.5	99 0.0	34 0.3	30 4.2	11 2.1	31 0.3	66 0.3	76 0.4	35 0.0	24 1.6	53 0.3	12 2.2	18 3.8	58 0.3	27 0.2	93 0.2	20 6.7	50 0.5	57 1.1	14 0.2	23 0.7	51 12.2	
Vuelta 5	96 0.4	46 0.4	7 5.9	34 0.9	99 0.3	30 4.4	11 3.4	66 0.1	35 0.7	76 0.7	31 0.1	53 1.6	24 0.7	12 1.4	58 6.4	27 0.0	18 0.2	93 0.1	50 7.1	20 0.7	57 1.3	14 0.2	23 2.0	51 15.8	
Vuelta 6	96 0.3	46 0.2	7 6.2	34 1.9	30 0.5	99 4.9	11 3.9	35 0.1	66 0.6	76 0.6	31 0.6	53 0.6	12 3.7	24 0.1	27 6.9	93 0.4	58 0.0	18 0.5	50 7.8	20 0.6	57 2.2	14 0.1	23 2.1	51 21.0	
Vuelta 7	96 0.4	46 0.1	7 6.1	34 2.5	30 0.0	99 5.3	11 5.2	35 0.2	66 0.4	76 0.4	53 0.7	31 0.3	12 4.4	24 1.9	27 5.9	93 0.1	58 0.3	18 0.8	50 8.7	20 0.8	14 3.5	57 0.0	23 1.3	51 26.1	
Vuelta 8	96 0.2	7 0.8	46 5.6	34 2.8	99 1.1	30 8.9	11 2.3	35 0.8	76 1.2	53 0.8	31 4.1	12 2.8	24 4.6	93 0.2	27 0.4	58 11.5	50 0.4	20 11.5	14 0.4	57 3.2	23 2.1	51 0.1	51 31.5		
Vuelta 9	96 0.1	7 0.7	46 10.0	99 0.3	30 8.8	34 1.7	11 1.7	35 1.2	76 0.9	53 2.5	31 3.8	12 4.3	24 2.1	93 0.3	27 1.1	58 12.8	50 0.9	20 3.0	14 3.6	57 0.9	51 35.2				
Vuelta 10	96 0.2	7 0.9	46 11.8	99 0.4	30 8.0	34 2.5	11 1.7	35 0.9	76 1.2	53 4.3	31 4.0	12 4.9	24 1.2	27 0.0	93 0.5	58 14.8	50 1.3	20 2.0	14 4.2	57 2.2	51 39.9				
Vuelta 11	96 0.2	7 1.6	46 12.8	99 0.5	30 7.7	34 2.5	11 2.0	35 0.7	76 1.6	53 6.6	31 3.6	12 5.9	24 0.0	93 0.1	27 0.2	58 15.6	50 2.0	20 1.6	14 4.7	57 3.6	51 47.9				
Vuelta 12	96 0.1	7 3.0	46 13.6	99 0.1	30 7.0	34 3.6	11 0.8	35 1.1	76 1.8	53 9.8	31 2.6	12 4.7	93 1.3	27 0.0	24 0.2	58 16.2	50 4.0	20 0.5	14 5.6	57 3.1	51 57.4				
Vuelta 13	7 0.1	96 4.8	46 13.6	30 0.2	99 8.2	34 3.9	35 0.9	11 0.3	76 1.1	53 13.0	31 2.1	12 2.6	93 4.7	27 1.6	58 1.6	24 2.4	50 15.3	20 5.5	14 0.2	57 3.2	51 3.8	51 1:11			
Vuelta 14	96 0.1	7 7.6	46 12.3	99 0.5	30 9.6	34 3.4	35 1.5	76 1.0	11 0.3	53 15.6	31 1.4	12 0.8	93 2.7	27 4.9	58 4.5	24 14.6	50 3.0	14 2.0	23 2.2	20 4.2	57 4.2				



LaLiga con el Deporte Español



PRE MOTO 3

CARRERA (R1) Análisis

Vueltas	Tiempo por vuelta	Tiempo	Vueltas	Tiempo por vuelta	Tiempo	Vueltas	Tiempo por vuelta	Tiempo
Nº7 BALTUS BARRY			6	1:55.193	11:45.408	4	1:53.073	7:39.075
1	2:38.795	1:53.594	7	1:55.179	13:40.587	5	1:53.388	9:32.463
2	1:50.563	3:44.157	8	1:53.811	15:34.398	6	1:54.085	11:26.548
3	1:50.558	5:34.715	9	1:53.835	17:28.233	7	1:53.719	13:20.267
4	1:49.528	7:24.243	10	1:53.451	19:21.684	8	1:53.363	15:13.630
5	1:49.464	9:13.707	11	1:53.651	21:15.335	9	1:54.085	17:07.715
6	1:49.184	11:02.891	12	1:54.863	23:10.198	10	1:53.881	19:01.596
7	1:49.968	12:52.859	13	1:56.813	25:07.011	11	1:53.919	20:55.515
8	1:49.003	14:41.862	14	1:54.297	27:01.308	12	1:53.692	22:49.207
9	1:49.267	16:31.129	Nº18 MARTIN MARCO MIGUEL			13	1:56.686	24:45.893
10	1:49.445	18:20.574	1	2:32.158	1:59.672	14	1:57.709	26:43.602
11	1:48.932	20:09.506	2	1:55.378	3:55.050	Nº27 CZYBA NICOLAS		
12	1:49.570	21:59.076	3	1:55.141	5:50.191	1	2:34.561	2:01.278
13	1:49.489	23:48.565	4	1:55.241	7:45.432	2	1:54.749	3:56.027
14	1:49.744	25:38.309	5	1:55.180	9:40.612	3	1:55.273	5:51.300
Nº11 ESCRIG RECHE ALEX			6	1:53.916	11:34.528	4	1:54.699	7:45.999
1	2:35.231	1:59.049	7	1:52.958	13:27.486	5	1:54.398	9:40.397
2	1:52.668	3:51.717	Nº20 FALCONE VINCENT			6	1:53.052	11:33.449
3	1:51.422	5:43.139	1	2:33.751	2:04.240	7	1:52.741	13:26.190
4	1:51.325	7:34.464	2	1:56.712	4:00.952	8	1:52.417	15:18.607
5	1:51.064	9:25.528	3	1:55.845	5:56.797	9	1:51.624	17:10.231
6	1:51.049	11:16.577	4	1:56.145	7:52.942	10	1:52.620	19:02.851
7	1:50.321	13:06.898	5	1:55.703	9:48.645	11	1:52.883	20:55.734
8	1:54.372	15:01.270	6	1:54.373	11:43.018	12	1:53.397	22:49.131
9	1:51.659	16:52.929	7	1:53.986	13:37.004	13	1:52.633	24:41.764
10	1:51.342	18:44.271	8	1:54.118	15:31.122	14	1:52.433	26:34.197
11	1:50.561	20:34.832	9	1:54.076	17:25.198	Nº30 FELLON LORENZO		
12	1:51.827	22:26.659	10	1:54.390	19:19.588	1	2:38.377	1:55.474
13	1:53.994	24:20.653	11	1:54.074	21:13.662	2	1:51.693	3:47.167
14	1:53.934	26:14.587	12	1:56.003	23:09.665	3	1:51.451	5:38.618
Nº12 GOMEZ RUS BORJA			13	1:57.078	25:06.743	4	1:51.635	7:30.253
1	2:34.793	2:00.923	14	1:58.819	27:05.562	5	1:50.776	9:21.029
2	1:54.238	3:55.161	Nº23 RAPOSEIRAS BERENGUER JORDI			6	1:50.079	11:11.108
3	1:53.322	5:48.483	1	2:31.755	2:05.018	7	1:50.410	13:01.518
4	1:53.126	7:41.609	2	1:57.975	4:02.993	8	1:50.832	14:52.350
5	1:52.342	9:33.951	3	1:56.820	5:59.813	9	1:49.972	16:42.322
6	1:52.482	11:26.433	4	1:55.923	7:55.736	10	1:51.431	18:33.753
7	1:51.866	13:18.299	5	1:56.573	9:52.309	11	1:50.762	20:24.515
8	1:52.461	15:10.760	6	1:55.266	11:47.575	12	1:51.454	22:15.969
9	1:52.578	17:03.338	7	1:54.424	13:41.999	13	1:51.293	24:07.262
10	1:53.283	18:56.621	8	1:54.724	15:36.723	14	1:51.653	25:58.915
11	1:52.970	20:49.591	9	1:55.175	17:31.898	Nº31 FERNANDEZ GONZALEZ ADRIAN		
12	1:53.437	22:43.028	10	1:54.046	19:25.944	1	2:32.287	1:57.500
13	1:54.375	24:37.403	11	1:54.116	21:20.060	2	1:53.694	3:51.194
14	1:54.693	26:32.096	12	1:55.781	23:15.841	3	1:52.612	5:43.806
Nº14 BELLOT BERNABE MARIA			13	1:54.453	25:10.294	4	1:52.811	7:36.617
1	2:34.197	2:03.411	14	1:53.060	27:03.354	5	1:53.420	9:30.037
2	1:57.282	4:00.693	Nº24 PEREZ ORNEDO RAUL			6	1:51.955	11:21.992
3	1:56.750	5:57.443	1	2:31.980	1:58.007	7	1:51.874	13:13.866
4	1:57.500	7:54.943	2	1:54.201	3:52.208	8	1:52.754	15:06.620
5	1:55.272	9:50.215	3	1:53.794	5:46.002	9	1:52.873	16:59.493
						10	1:53.073	18:52.566

PRE MOTO 3

CARRERA (R1) Análisis

Vueltas	Tiempo por vuelta	Tiempo
11	1:53.407	20:45.973
12	1:54.360	22:40.333
13	1:54.885	24:35.218
14	1:55.393	26:30.611

Nº34 ACOSTA SANCHEZ PEDRO

1	2:32.720	1:58.312
2	1:52.285	3:50.597
3	1:49.606	5:40.203
4	1:49.655	7:29.858
5	1:49.841	9:19.699
6	1:49.444	11:09.143
7	1:49.827	12:58.970
8	1:49.391	14:48.361
9	2:02.824	16:51.185
10	1:50.576	18:41.761
11	1:50.500	20:32.261
12	1:50.712	22:22.973
13	1:52.837	24:15.810
14	1:52.789	26:08.599

Nº35 BAUER JOSHUA

1	2:38.943	1:58.513
2	1:54.035	3:52.548
3	1:53.376	5:45.924
4	1:51.546	7:37.470
5	1:51.667	9:29.137
6	1:51.401	11:20.538
7	1:51.576	13:12.114
8	1:51.509	15:03.623
9	1:51.105	16:54.728
10	1:51.250	18:45.978
11	1:50.885	20:36.863
12	1:50.686	22:27.549
13	1:52.166	24:19.715
14	1:52.285	26:12.000

Nº46 SALVADOR GOMEZ DAVID

1	2:33.511	1:52.601
2	1:51.000	3:43.601
3	1:50.218	5:33.819
4	1:49.822	7:23.641
5	1:49.567	9:13.208
6	1:49.453	11:02.661
7	1:50.014	12:52.675
8	1:50.037	14:42.712
9	1:49.207	16:31.919
10	1:49.608	18:21.527
11	1:49.596	20:11.123
12	1:50.994	22:02.117
13	1:51.459	23:53.576
14	1:52.393	25:45.969

Nº50 VOSTATEK ONDREJ

1	2:32.734	2:03.502
---	-----------------	----------

Vueltas	Tiempo por vuelta	Tiempo
2	1:57.108	4:00.610
3	1:56.837	5:57.447
4	1:56.062	7:53.509
5	1:54.422	9:47.931
6	1:54.411	11:42.342
7	1:53.844	13:36.186
8	1:54.461	15:30.647
9	1:53.623	17:24.270
10	1:53.942	19:18.212
11	1:53.401	21:11.613
12	1:54.047	23:05.660
13	1:55.569	25:01.229
14	1:56.989	26:58.218

Nº51 WALCH TRISTAN

1	2:35.798	2:06.981
2	2:00.182	4:07.163
3	1:59.924	6:07.087
4	2:00.890	8:07.977
5	2:00.227	10:08.204
6	2:00.384	12:08.588
7	1:59.565	14:08.153
8	2:00.126	16:08.279
9	1:59.753	18:08.032
10	2:00.075	20:08.107
11	2:03.498	22:11.605
12	2:04.819	24:16.424
13	2:08.777	26:25.201

Nº53 HART BRIAN DAVID

1	2:31.009	1:58.850
2	1:53.706	3:52.556
3	1:53.842	5:46.398
4	1:53.005	7:39.403
5	1:52.298	9:31.701
6	1:50.968	11:22.669
7	1:50.819	13:13.488
8	1:52.289	15:05.777
9	1:51.148	16:56.925
10	1:51.251	18:48.176
11	1:51.170	20:39.346
12	1:51.173	22:30.519
13	1:51.609	24:22.128
14	1:52.786	26:14.914

Nº57 KOSKINEN KENNY

1	2:33.913	2:03.213
2	1:57.094	4:00.307
3	1:56.799	5:57.106
4	1:57.600	7:54.706
5	1:55.244	9:49.950
6	1:55.283	11:45.233
7	1:55.449	13:40.682
8	1:55.885	15:36.567
9	1:56.235	17:32.802

Vueltas	Tiempo por vuelta	Tiempo
10	1:55.367	19:28.169
11	1:55.491	21:23.660
12	1:55.287	23:18.947
13	1:55.185	25:14.132
14	1:55.717	27:09.849

Nº58 IGLESIAS BRAVO IÑIGO

1	2:36.516	2:01.969
2	1:54.684	3:56.653
3	1:54.381	5:51.034
4	1:54.764	7:45.798
5	1:54.561	9:40.359
6	1:53.623	11:33.982
7	1:52.665	13:26.647
8	1:52.449	15:19.096
9	1:52.299	17:11.395
10	1:51.991	19:03.386
11	1:52.589	20:55.975
12	1:53.443	22:49.418
13	1:54.012	24:43.430
14	1:55.667	26:39.097

Nº66 HUERTAS DEL OLMO ADRIAN

1	2:34.268	1:59.957
2	1:52.683	3:52.640
3	1:52.143	5:44.783
4	1:52.186	7:36.969
5	1:52.054	9:29.023
6	1:51.706	11:20.729
7	1:51.593	13:12.322

Nº76 GIRAL ROMERO JULIAN

1	2:37.762	1:57.313
2	1:54.369	3:51.682
3	1:52.784	5:44.466
4	1:52.953	7:37.419
5	1:52.477	9:29.896
6	1:51.469	11:21.365
7	1:51.393	13:12.758
8	1:51.721	15:04.479
9	1:51.468	16:55.947
10	1:50.967	18:46.914
11	1:50.738	20:37.652
12	1:51.017	22:28.669
13	1:52.284	24:20.953
14	1:52.621	26:13.574

Nº93 BERÇOT TOM

1	2:33.597	2:00.765
2	1:54.929	3:55.694
3	1:55.462	5:51.156
4	1:55.074	7:46.230
5	1:54.537	9:40.767
6	1:53.165	11:33.932
7	1:52.360	13:26.292

PRE MOTO 3

CARRERA (R1)

Análisis

Vueltas	Tiempo por vuelta	Tiempo
8	1:52.025	15:18.317
9	1:51.562	17:09.879
10	1:52.981	19:02.860
11	1:52.728	20:55.588
12	1:52.219	22:47.807
13	1:52.272	24:40.079
14	1:52.891	26:32.970

Nº96 HOLGADO MIRALLES DANIEL

1	2:35.416	1:53.432
2	1:50.199	3:43.631
3	1:49.900	5:33.531
4	1:49.741	7:23.272
5	1:49.498	9:12.770
6	1:49.555	11:02.325
7	1:49.875	12:52.200
8	1:49.382	14:41.582
9	1:49.436	16:31.018
10	1:49.299	18:20.317
11	1:48.949	20:09.266
12	1:49.693	21:58.959
13	1:49.730	23:48.689
14	1:49.491	25:38.180

Nº99 TATAY VILA CARLOS

1	2:39.906	1:54.920
2	1:51.826	3:46.746
3	1:51.537	5:38.283
4	1:51.504	7:29.787
5	1:50.907	9:20.694
6	1:50.931	11:11.625
7	1:49.966	13:01.591
8	1:49.575	14:51.166
9	1:50.796	16:41.962
10	1:51.386	18:33.348
11	1:50.656	20:24.004
12	1:51.777	22:15.781
13	1:51.747	24:07.528
14	1:50.830	25:58.358

PRE MOTO 3

CARRERA (R1) Parrilla de Salida

Documento 4 OFICIAL

9	BRYAN AGUILAR NAVARRO 82 1:57.669		
8	JORDI RAPOSEIRAS BERENGUER 23 1:54.158	TRISTAN WALCH 51 1:56.586	ADRIAN HUERTAS DEL OLMO 66 1:56.958
7	MARIA BELLOT BERNABE 14 1:51.899	ONDREJ VOSTATEK 50 1:51.971	NICOLAS CZYBA 27 1:52.168
6	BORJA GOMEZ RUS 12 1:51.266	IÑIGO IGLESIAS BRAVO 58 1:51.279	PEDRO ACOSTA SANCHEZ 34 1:51.632
5	TOM BERÇOT 93 1:49.881	ALEX ESCRIG RECHE 11 1:49.899	ADRIAN FERNANDEZ GONZALEZ 31 1:50.466
4	BRIAN DAVID HART 53 1:49.807	KENNY KOSKINEN 57 1:49.827	MIGUEL MARTIN MARCO 18 1:49.831
3	RAUL PEREZ ORNEDO 24 1:48.679	VINCENT FALCONE 20 1:48.892	JOSHUA BAUER 35 1:49.123
2	DAVID SALVADOR GOMEZ 46 1:48.042	JULIAN GIRAL ROMERO 76 1:48.369	BARRY BALTUS 7 1:48.470
1	DANIEL HOLGADO MIRALLES 96 1:46.818	CARLOS TATAY VILA 99 1:47.344	LORENZO FELLON 30 1:47.939

POLE POSITION

Salida : 04/06 - 13:00 14 Total = 52,402 Km

CAMPEONATO DE ESPAÑA VELOCIDAD 03-04/06/2017

Página 1 / 1

Apex Timing

85 GP / Moto 4

CRONO 1 (Q1) Resultados

Documento 1

Pos.	Nº	Piloto	M. Vuelta	Dif.	Interv.	Total	Marca	Equipo	Clase
1	64	MUÑOZ RODRIGUEZ DAVID	1:53.261			10	RC SPORT	JEREZ ANDALUCIA MOTOR TALENT	Moto4
2	37	SANCHEZ QUESADA MAX	1:53.288	0.027	0.027	10	MIR RACING	GRAPHBIKES EASYRACE SBK TEAM	Moto4
3	69	RUDA COMINO MARCOS	1:53.317	0.056	0.029	11	MIR RACING	CUNA DE CAMPEONES	Moto4
4	4	FERNANDEZ ROBLEDILLO ERIC	1:53.474	0.213	0.157	11	BEON	SPEED RACING	Moto4
5	17	MUÑOZ FERNANDEZ DANIEL	1:53.610	0.349	0.136	8	TPR	EUROTRADIS RACING TEAM	Moto4
6	31	GARCIA TINOCO ROBERTO	1:53.707	0.446	0.097	12	TPR	EUROTRADIS RACING TEAM	Moto4
7	15	AVILA CORTES JULEN	1:54.280	1.019	0.573	10	BEON	BLUMAQ HMA RACING	Moto4
8	72	ALMONACIL CARRERO OSCAR	1:54.553	1.292	0.273	10	RC SPORT	RC SPORT	Moto4
9	9	HEINRICH FREDDIE	1:54.589	1.328	0.036	9	BEON	BLUMAQ HMA RACING	Moto4
10	74	SAKO DAIJIRO	1:55.009	1.748	0.420	11		IGAXTEAM	85GP
11	70	WHATLEY JOSHUA	1:55.120	1.859	0.111	10	BEON	FAU55 RACING	Moto4
12	13	TAPIA HORCAS MARCO	1:55.248	1.987	0.128	10	MIR RACING		Moto4
13	48	ORTOLA DIEZ IVAN	1:55.338	2.077	0.090	8		MRW-ASPAR TEAM	85GP
14	86	MAYOR FRANCES MARIO	1:55.541	2.280	0.203	9	BEON	TEAM WIMU CNS	85GP
15	89	URIARTE RODRIGUEZ MARCOS	1:55.593	2.332	0.052	11	TPR	EUROTRADIS RACING TEAM	85GP
16	80	ALONSO GOMEZ DAVID	1:56.546	3.285	0.953	9		HALCOURIER MS RACING	85GP
17	49	GARCIA GONZALEZ JULIO	1:56.723	3.462	0.177	10	EME	GESI MOTORSPOT	Moto4
18	10	CRUCES SERRANO ADRIAN	1:56.819	3.558	0.096	10		IGAXTEAM	85GP
19	22	MILLAN GRACIA HUGO	1:56.951	3.690	0.132	11	MIR RACING	SAG-M.A.MOTOSPORT	Moto4
20	54	ALDEGUER MENGUAL FERMIN	1:57.869	4.608	0.918	9	MIR RACING	EQUIPO PUNTO MOTO	Moto4
21	29	LUQUE OLIVERO FERNANDO	1:58.224	4.963	0.355	11	RC SPORT	JEREZ ANDALUCIA MOTOR TALENT	Moto4
22	59	PLANQUES GABIN	1:58.356	5.095	0.132	10	BEON	XCTECH	85GP
23	53	BULIK MICHAL	1:58.544	5.283	0.188	10	BEON	ETG RACING	Moto4
24	7	HONZAK ONDREJ	1:59.121	5.860	0.577	11	TPR	EUROTRADIS RACING TEAM	Moto4
25	24	MARTIN CLANCHET GERARD	1:59.336	6.075	0.215	11		IGAXTEAM	85GP
26	96	LANDERS ROCCO	2:01.486	8.225	2.150	10	BEON	TEAM AMERICA	85GP
27	39	SULLIVAN ERROL	2:02.961	9.700	1.475	7	BEON	TEAM AMERICA	85GP
28	42	MOREIRA NASCIMENTO DIOGO	2:05.500	12.239	2.539	3	BEON	SCHOOL TEAM ESTRELLA GALICIA 0,0	85GP
29	26	FINN JONATHAN	2:09.511	16.250	4.011	10	BEON	XCTECH	85GP
No Clasificados									
	87	MONLLAU BEDOS ARNAU					MIR RACING	ALARXA	Moto4
	95	RUEDA RUIZ JOSE ANTONIO					BEON	SCHOOL TEAM ESTRELLA GALICIA 0,0	85GP

Tiempo Inicio : 03/06 - 09:00:00

M. Vuelta : Nº64 MUÑOZ RODRIGUEZ DAVID 1:53.261 118,97 Km/h

CAMPEONATO DE ESPAÑA VELOCIDAD 03-04/06/2017

Página 1 / 1

Apex Timing

85 GP / Moto 4

CRONO 1 (Q1)

Análisis

Vueltas	Tiempo por vuelta	Tiempo	Vueltas	Tiempo por vuelta	Tiempo	Vueltas	Tiempo por vuelta	Tiempo
N°4 FERNANDEZ ROBLEDDILO ERIC			6	1:56.865	14:36.929	2	2:10.700	7:38.947
1	2:02.115	5:10.825	7	1:56.589	16:33.518	3	2:10.630	9:49.577
2	1:57.590	7:08.415	8	1:55.248	18:28.766	4	IN	12:08.933
3	1:55.004	9:03.419	9	1:55.509	20:24.275	5	3:39.547	15:48.480
4	1:55.279	10:58.698	10	IN	22:26.694	6	2:10.326	17:58.806
5	1:55.701	12:54.399	N°15 AVILA CORTES JULEN			7	2:10.421	20:09.227
6	1:54.990	14:49.389	1	2:04.738	4:32.304	8	2:10.013	22:19.240
7	1:54.546	16:43.935	2	2:02.524	6:34.828	9	2:09.511	24:28.751
8	1:53.474	18:37.409	3	1:58.396	8:33.224	10	2:13.388	26:42.139
9	1:55.318	20:32.727	4	1:57.485	10:30.709	N°29 LUQUE OLIVERO FERNANDO		
10	1:58.064	22:30.791	5	1:54.795	12:25.504	1	2:08.516	5:17.028
11	1:56.889	24:27.680	6	1:54.280	14:19.784	2	2:03.689	7:20.717
N°7 HONZAK ONDREJ			7	1:55.331	16:15.115	3	2:01.871	9:22.588
1	2:09.704	5:27.986	8	1:54.663	18:09.778	4	2:02.120	11:24.708
2	2:04.794	7:32.780	9	1:55.422	20:05.200	5	1:58.224	13:22.932
3	2:03.528	9:36.308	10	IN	22:06.033	6	1:59.830	15:22.762
4	2:00.777	11:37.085	N°17 MUÑOZ FERNANDEZ DANIEL			7	2:14.207	17:36.969
5	1:59.877	13:36.962	1	2:04.918	12:49.331	8	2:00.799	19:37.768
6	1:59.121	15:36.083	2	1:56.693	14:46.024	9	2:12.473	21:50.241
7	1:59.810	17:35.893	3	1:54.464	16:40.488	10	2:06.365	23:56.606
8	2:02.204	19:38.097	4	1:53.610	18:34.098	11	2:00.305	25:56.911
9	2:11.571	21:49.668	5	1:55.324	20:29.422	N°31 GARCIA TINOCO ROBERTO		
10	2:08.686	23:58.354	6	2:01.834	22:31.256	1	1:59.234	5:11.168
11	2:00.915	25:59.269	7	1:57.364	24:28.620	2	1:56.660	7:07.828
N°9 HEINRICH FREDDIE			8	1:55.425	26:24.045	3	1:54.669	9:02.497
1	1:58.093	4:43.687	N°22 MILLAN GRACIA HUGO			4	1:54.250	10:56.747
2	1:56.981	6:40.668	1	2:08.261	5:05.056	5	1:53.707	12:50.454
3	1:55.600	8:36.268	2	2:02.508	7:07.564	6	1:54.989	14:45.443
4	1:56.644	10:32.912	3	1:57.531	9:05.095	7	1:54.173	16:39.616
5	1:54.974	12:27.886	4	1:57.150	11:02.245	8	1:54.224	18:33.840
6	1:55.512	14:23.398	5	1:57.189	12:59.434	9	1:56.485	20:30.325
7	1:54.974	16:18.372	6	1:56.951	14:56.385	10	2:00.496	22:30.821
8	1:56.176	18:14.548	7	1:57.018	16:53.403	11	1:57.089	24:27.910
9	1:54.589	20:09.137	8	1:57.256	18:50.659	12	1:55.746	26:23.656
N°10 CRUCES SERRANO ADRIAN			9	1:57.989	20:48.648	N°37 SANCHEZ QUESADA MAX		
1	IN	2:12.919	10	2:02.055	22:50.703	1	1:58.363	4:44.330
2	2:55.223	8:14.514	11	2:01.084	24:51.787	2	1:56.422	6:40.752
3	2:02.540	10:17.054	N°24 MARTIN CLANCHET GERARD			3	1:54.037	8:34.789
4	2:01.071	12:18.125	1	2:12.312	5:08.337	4	1:56.084	10:30.873
5	2:00.040	14:18.165	2	IN	7:24.970	5	1:53.961	12:24.834
6	1:58.816	16:16.981	3	2:51.457	10:16.427	6	1:54.539	14:19.373
7	1:58.203	18:15.184	4	2:02.394	12:18.821	7	1:53.288	16:12.661
8	1:56.819	20:12.003	5	2:01.750	14:20.571	8	1:54.668	18:07.329
9	1:58.920	22:10.923	6	1:59.852	16:20.423	9	1:54.888	20:02.217
10	2:02.403	24:13.326	7	1:59.352	18:19.775	10	IN	22:04.778
N°13 TAPIA HORCAS MARCO			8	2:00.633	20:20.408	N°39 SULLIVAN ERROL		
1	2:07.688	4:40.548	9	2:02.140	22:22.548	1	2:08.599	4:45.434
2	2:02.463	6:43.011	10	2:02.187	24:24.735	2	2:04.597	6:50.031
3	2:00.410	8:43.421	11	1:59.336	26:24.071	3	2:03.464	8:53.495
4	1:59.599	10:43.020	N°26 FINN JONATHAN			4	2:05.478	10:58.973
5	1:57.044	12:40.064	1	2:17.780	5:28.247	5	2:03.498	13:02.471

85 GP / Moto 4

CRONO 1 (Q1) Análisis

Vueltas	Tiempo por vuelta	Tiempo
6	2:02.961	15:05.432
7	2:03.041	17:08.473
Nº42 MOREIRA NASCIMENTO DIOGO		
1	2:07.963	5:26.958
2	2:05.500	7:32.458
3	IN 2:13.305	9:45.763
Nº48 ORTOLA DIEZ IVAN		
1	2:05.858	4:38.341
2	2:01.907	6:40.248
3	1:59.307	8:39.555
4	1:59.603	10:39.158
5	1:58.784	12:37.942
6	1:56.465	14:34.407
7	1:55.338	16:29.745
8	1:55.729	18:25.474
Nº49 GARCIA GONZALEZ JULIO		
1	2:02.805	4:51.380
2	1:58.925	6:50.305
3	1:57.174	8:47.479
4	1:57.209	10:44.688
5	IN 2:00.476	12:45.164
6	3:26.333	16:11.497
7	1:56.723	18:08.220
8	1:57.217	20:05.437
9	IN 2:07.315	22:12.752
10	3:21.232	25:33.984
Nº53 BULIK MICHAL		
1	2:14.378	5:27.522
2	2:05.687	7:33.209
3	2:04.716	9:37.925
4	IN 2:13.599	11:51.524
5	3:03.943	14:55.467
6	1:59.545	16:55.012
7	1:59.124	18:54.136
8	1:58.544	20:52.680
9	2:00.093	22:52.773
10	1:58.623	24:51.396
Nº54 ALDEGUER MENGUAL FERMIN		
1	2:15.832	6:28.036
2	2:04.479	8:32.515
3	2:00.725	10:33.240
4	1:58.079	12:31.319
5	IN 2:10.360	14:41.679
6	4:27.250	19:08.929
7	1:57.869	21:06.798
8	1:59.755	23:06.553
9	2:00.527	25:07.080
Nº59 PLANQUES GABIN		
1	2:07.108	5:15.852
2	2:04.047	7:19.899
3	2:02.043	9:21.942

Vueltas	Tiempo por vuelta	Tiempo
4	IN 2:06.191	11:28.133
5	IN 3:22.922	14:51.055
6	2:28.969	17:20.024
7	1:58.356	19:18.380
8	2:00.764	21:19.144
9	2:01.516	23:20.660
10	2:00.497	25:21.157
Nº64 MUÑOZ RODRIGUEZ DAVID		
1	2:06.889	5:09.714
2	2:00.396	7:10.110
3	1:54.530	9:04.640
4	1:54.522	10:59.162
5	1:55.920	12:55.082
6	1:54.456	14:49.538
7	1:54.577	16:44.115
8	1:53.261	18:37.376
9	1:55.900	20:33.276
10	1:59.089	22:32.365
Nº69 RUDA COMINO MARCOS		
1	1:57.245	4:41.978
2	1:55.221	6:37.199
3	1:55.609	8:32.808
4	1:54.298	10:27.106
5	1:53.752	12:20.858
6	1:54.148	14:15.006
7	1:54.082	16:09.088
8	1:53.317	18:02.405
9	1:54.382	19:56.787
10	1:53.824	21:50.611
11	IN 2:09.746	24:00.357
Nº70 WHATLEY JOSHUA		
1	2:00.079	7:27.254
2	2:00.126	9:27.380
3	1:57.043	11:24.423
4	1:57.172	13:21.595
5	1:57.106	15:18.701
6	1:56.232	17:14.933
7	1:55.120	19:10.053
8	1:57.836	21:07.889
9	1:58.628	23:06.517
10	IN 2:09.089	25:15.606
Nº72 ALMONACIL CARRERO OSCAR		
1	2:05.894	4:39.044
2	2:01.162	6:40.206
3	1:56.892	8:37.098
4	1:57.545	10:34.643
5	1:55.773	12:30.416
6	1:55.331	14:25.747
7	1:54.553	16:20.300
8	1:54.689	18:14.989
9	1:54.567	20:09.556

Vueltas	Tiempo por vuelta	Tiempo
10	IN 2:10.499	22:20.055
Nº74 SAKO DAIJIRO		
1	2:00.393	4:49.142
2	1:58.950	6:48.092
3	1:56.991	8:45.083
4	1:56.610	10:41.693
5	1:55.950	12:37.643
6	2:06.294	14:43.937
7	1:56.220	16:40.157
8	1:55.009	18:35.166
9	1:55.475	20:30.641
10	2:00.672	22:31.313
11	1:57.494	24:28.807
Nº80 ALONSO GOMEZ DAVID		
1	2:09.732	4:44.613
2	2:03.522	6:48.135
3	1:58.742	8:46.877
4	1:57.664	10:44.541
5	1:56.546	12:41.087
6	IN 2:06.310	14:47.397
7	4:42.960	19:30.357
8	2:01.541	21:31.898
9	IN 2:14.678	23:46.576
Nº86 MAYOR FRANCES MARIO		
1	2:00.638	4:47.305
2	1:59.908	6:47.213
3	1:58.100	8:45.313
4	1:57.648	10:42.961
5	1:56.833	12:39.794
6	1:56.668	14:36.462
7	1:57.010	16:33.472
8	1:55.541	18:29.013
9	IN 1:58.023	20:27.036
Nº89 URIARTE RODRIGUEZ MARCOS		
1	2:04.219	5:12.917
2	1:59.105	7:12.022
3	1:58.323	9:10.345
4	1:57.864	11:08.209
5	1:56.891	13:05.100
6	1:56.956	15:02.056
7	1:56.528	16:58.584
8	1:55.593	18:54.177
9	IN 2:03.184	20:57.361
10	2:59.322	23:56.683
11	1:59.126	25:55.809
Nº96 LANDERS ROCCO		
1	2:12.784	5:12.877
2	2:08.640	7:21.517
3	2:05.879	9:27.396
4	2:05.903	11:33.299
5	2:03.475	13:36.774



85 GP / Moto 4

CRONO 1 (Q1)

Análisis

Vueltas	Tiempo por vuelta	Tiempo
6	2:03.417	15:40.191
7	2:01.486	17:41.677
8 IN	2:28.089	20:09.766
9	3:18.308	23:28.074
10	2:04.966	25:33.040

85 GP / Moto 4

CRONO 2 (Q2) Resultados

Documento 2

Pos.	Nº	Piloto	M. Vuelta	Dif.	Interv.	Total	Marca	Equipo	Clase
1	31	GARCIA TINOCO ROBERTO	1:55.821			10	TPR	EUROTRADIS RACING TEAM	Moto4
2	37	SANCHEZ QUESADA MAX	1:55.847	0.026	0.026	9	MIR RACING	GRAPHBIKES EASYRACE SBK TEAM	Moto4
3	15	AVILA CORTES JULEN	1:56.098	0.277	0.251	10	BEON	BLUMAQ HMA RACING	Moto4
4	64	MUÑOZ RODRIGUEZ DAVID	1:56.268	0.447	0.170	5	RC SPORT	JEREZ ANDALUCIA MOTOR TALENT	Moto4
5	29	LUQUE OLIVERO FERNANDO	1:56.485	0.664	0.217	9	RC SPORT	JEREZ ANDALUCIA MOTOR TALENT	Moto4
6	69	RUDA COMINO MARCOS	1:56.899	1.078	0.414	5	MIR RACING	CUNA DE CAMPEONES	Moto4
7	74	SAKO DAIJIRO	1:56.997	1.176	0.098	6		IGAXTEAM	85GP
8	4	FERNANDEZ ROBLEDLLO ERIC	1:57.200	1.379	0.203	10	BEON	SPEED RACING	Moto4
9	70	WHATLEY JOSHUA	1:57.516	1.695	0.316	9	BEON	FAU55 RACING	Moto4
10	49	GARCIA GONZALEZ JULIO	1:57.749	1.928	0.233	10	EME	GESI MOTORSPOT	Moto4
11	80	ALONSO GOMEZ DAVID	1:57.789	1.968	0.040	8		HALCOURIER MS RACING	85GP
12	72	ALMONACIL CARRERO OSCAR	1:57.806	1.985	0.017	7	RC SPORT	RC SPORT	Moto4
13	54	ALDEGUER MENGUAL FERMIN	1:57.967	2.146	0.161	11	MIR RACING	EQUIPO PUNTOMOTO	Moto4
14	48	ORTOLA DIEZ IVAN	1:58.035	2.214	0.068	11		MRW-ASPAR TEAM	85GP
15	24	MARTIN CLANCHET GERARD	1:58.195	2.374	0.160	11		IGAXTEAM	85GP
16	9	HEINRICH FREDDIE	1:58.219	2.398	0.024	11	BEON	BLUMAQ HMA RACING	Moto4
17	10	CRUCES SERRANO ADRIAN	1:58.224	2.403	0.005	4		IGAXTEAM	85GP
18	13	TAPIA HORCAS MARCO	1:58.587	2.766	0.363	5	MIR RACING		Moto4
19	53	BULIK MICHAL	1:58.935	3.114	0.348	11	BEON	ETG RACING	Moto4
20	59	PLANQUES GABIN	1:59.399	3.578	0.464	10	BEON	XCTECH	85GP
21	17	MUÑOZ FERNANDEZ DANIEL	1:59.786	3.965	0.387	2	TPR	EUROTRADIS RACING TEAM	Moto4
22	89	URIARTE RODRIGUEZ MARCOS	2:00.389	4.568	0.603	1	TPR	EUROTRADIS RACING TEAM	85GP
23	86	MAYOR FRANCES MARIO	2:00.464	4.643	0.075	6	BEON	TEAM WIMU CNS	85GP
24	95	RUEDA RUIZ JOSE ANTONIO	2:00.689	4.868	0.225	10	BEON	SCHOOL TEAM ESTRELLA GALICIA 0,0	85GP
25	22	MILLAN GRACIA HUGO	2:00.748	4.927	0.059	1	MIR RACING	SAG-M.A.MOTOSPORT	Moto4
26	96	LANDERS ROCCO	2:01.545	5.724	0.797	9	BEON	TEAM AMERICA	85GP
27	42	MOREIRA NASCIMENTO DIOGO	2:02.345	6.524	0.800	9	BEON	SCHOOL TEAM ESTRELLA GALICIA 0,0	85GP
28	39	SULLIVAN ERROL	2:02.923	7.102	0.578	9	BEON	TEAM AMERICA	85GP
29	7	HONZAK ONDREJ	2:03.019	7.198	0.096	1	TPR	EUROTRADIS RACING TEAM	Moto4
30	26	FINN JONATHAN	2:05.304	9.483	2.285	10	BEON	XCTECH	85GP
31	87	MONLLAU BEDOS ARNAU	16:00.040	14:04.219	13:54.736	1	MIR RACING	ALARXA	Moto4

Tiempo Inicio : 03/06 - 12:40:03

M. Vuelta : Nº31 GARCIA TINOCO ROBERTO 1:55.821 116,34 Km/h
 Evento Grabado : Nº64 MUÑOZ RODRIGUEZ DAVID 1:53.261 118,97 Km/h

85 GP / Moto 4

CRONO 2 (Q2) Análisis

Vueltas	Tiempo por vuelta	Tiempo	Vueltas	Tiempo por vuelta	Tiempo	Vueltas	Tiempo por vuelta	Tiempo
N°4 FERNANDEZ ROBLEDDILLO ERIC			N°22 MILLAN GRACIA HUGO			N°39 SULLIVAN ERROL		
1	1:58.807	5:09.834	1	2:00.748	7:32.522	5	1:57.733	15:37.612
2	1:59.008	7:08.842				6	1:55.847	17:33.459
3	1:57.275	9:06.117	N°24 MARTIN CLANCHET GERARD			7	1:56.875	19:30.334
4	1:57.200	11:03.317	1	3:34.369	6:39.880	8	IN	21:36.896
5	1:57.471	13:00.788	2	2:01.642	8:41.522	9		25:06.235
6	1:57.721	14:58.509	3	2:01.807	10:43.329	N°39 SULLIVAN ERROL		
7	1:58.745	16:57.254	4	2:01.318	12:44.647	1	2:10.272	6:31.102
8	1:58.844	18:56.098	5	2:00.024	14:44.671	2	2:06.100	8:37.202
9	1:59.147	20:55.245	6	2:00.019	16:44.690	3	2:04.790	10:41.992
10	1:58.647	22:53.892	7	1:59.817	18:44.507	4	2:02.923	12:44.915
N°7 HONZAK ONDREJ			8	1:58.195	20:42.702	5	2:04.252	14:49.167
1	2:03.019	5:33.052	9	1:59.614	22:42.316	6	2:03.485	16:52.652
N°9 HEINRICH FREDDIE			10	1:59.760	24:42.076	7	2:05.349	18:58.001
1	2:03.814	6:26.620	11	2:02.796	26:44.872	8	2:07.254	21:05.255
2	2:01.913	8:28.533	N°26 FINN JONATHAN			9	IN	23:16.140
3	2:01.514	10:30.047	1	2:05.366	6:08.144	N°42 MOREIRA NASCIMENTO DIOGO		
4	1:58.219	12:28.266	2	2:06.200	8:14.344	1	2:05.842	5:15.208
5	1:59.847	14:28.113	3	2:05.749	10:20.093	2	2:04.747	7:19.955
6	1:58.822	16:26.935	4	2:07.286	12:27.379	3	2:05.418	9:25.373
7	1:59.342	18:26.277	5	2:05.644	14:33.023	4	2:02.345	11:27.718
8	1:59.709	20:25.986	6	2:05.304	16:38.327	5	IN	13:33.007
9	2:00.639	22:26.625	7	2:06.469	18:44.796	6	IN	19:26.442
10	2:04.625	24:31.250	8	2:18.454	21:03.250	7	3:05.389	22:31.831
11	2:02.857	26:34.107	9	2:09.283	23:12.533	8	2:04.996	24:36.827
N°10 CRUCES SERRANO ADRIAN			10	2:06.619	25:19.152	9	2:05.285	26:42.112
1	2:00.818	7:01.414	N°29 LUQUE OLIVERO FERNANDO			N°48 ORTOLA DIEZ IVAN		
2	2:04.043	9:05.457	1	1:58.150	6:01.049	1	2:04.545	6:20.582
3	1:59.960	11:05.417	2	1:57.160	7:58.209	2	2:08.966	8:29.548
4	1:58.224	13:03.641	3	1:57.428	9:55.637	3	2:02.002	10:31.550
N°13 TAPIA HORCAS MARCO			4	1:57.196	11:52.833	4	2:00.098	12:31.648
1	2:01.087	17:44.008	5	1:56.485	13:49.318	5	1:58.503	14:30.151
2	2:00.330	19:44.338	6	1:59.799	15:49.117	6	2:01.913	16:32.064
3	1:59.373	21:43.711	7	IN	18:02.246	7	1:59.429	18:31.493
4	1:58.985	23:42.696	8	6:37.746	24:39.992	8	1:58.589	20:30.082
5	1:58.587	25:41.283	9	2:04.165	26:44.157	9	1:58.035	22:28.117
N°15 AVILA CORTES JULEN			N°31 GARCIA TINOCO ROBERTO			10	2:03.833	24:31.950
1	1:59.420	4:40.130	1	1:57.356	5:15.425	11	2:01.303	26:33.253
2	1:58.396	6:38.526	2	IN	7:17.808	N°49 GARCIA GONZALEZ JULIO		
3	1:57.636	8:36.162	3	3:11.069	10:28.877	1	2:04.242	5:07.742
4	1:57.563	10:33.725	4	1:57.040	12:25.917	2	2:00.224	7:07.966
5	1:56.767	12:30.492	5	1:56.466	14:22.383	3	1:58.654	9:06.620
6	1:56.864	14:27.356	6	1:56.579	16:18.962	4	1:59.756	11:06.376
7	1:57.926	16:25.282	7	1:56.398	18:15.360	5	1:57.749	13:04.125
8	1:56.752	18:22.034	8	1:55.821	20:11.181	6	1:59.803	15:03.928
9	1:56.098	20:18.132	9	1:56.726	22:07.907	7	2:01.152	17:05.080
10	1:56.843	22:14.975	10	1:57.105	24:05.012	8	1:59.809	19:04.889
N°17 MUÑOZ FERNANDEZ DANIEL			N°37 SANCHEZ QUESADA MAX			9	IN	21:34.970
1	2:05.001	5:31.158	1	1:58.435	7:50.297	10	3:52.853	25:27.823
2	1:59.786	7:30.944	2	1:57.181	9:47.478	N°53 BULIK MICHAL		
			3	1:56.365	11:43.843	1	2:04.359	5:02.817
			4	1:56.036	13:39.879	2	2:00.583	7:03.400

85 GP / Moto 4

CRONO 2 (Q2) Análisis

Vueltas	Tiempo por vuelta	Tiempo
3	2:01.142	9:04.542
4	2:00.024	11:04.566
5	1:58.935	13:03.501
6	2:00.739	15:04.240
7	2:01.487	17:05.727
8	2:01.498	19:07.225
9	2:01.079	21:08.304
10	2:02.351	23:10.655
11	2:01.154	25:11.809

Nº54 ALDEGUER MENGUAL FERMIN

1	2:00.134	4:37.973	
2	1:58.244	6:36.217	
3	1:58.445	8:34.662	
4	1:59.126	10:33.788	
5	1:57.967	12:31.755	
6	1:58.471	14:30.226	
7	2:13.661	16:43.887	
8	1:58.912	18:42.799	
9	1:59.430	20:42.229	
10	1:59.085	22:41.314	
11	IN	2:13.636	24:54.950

Nº59 PLANQUES GABIN

1	2:07.322	5:33.917	
2	2:04.582	7:38.499	
3	2:03.600	9:42.099	
4	2:01.597	11:43.696	
5	1:59.399	13:43.095	
6	2:00.253	15:43.348	
7	2:00.871	17:44.219	
8	2:00.640	19:44.859	
9	1:59.493	21:44.352	
10	IN	2:04.745	23:49.097

Nº64 MUÑOZ RODRIGUEZ DAVID

1	1:59.011	6:39.032
2	1:57.523	8:36.555
3	1:57.280	10:33.835
4	1:57.342	12:31.177
5	1:56.268	14:27.445

Nº69 RUDA COMINO MARCOS

1	1:58.238	17:36.573
2	1:57.191	19:33.764
3	1:57.538	21:31.302
4	1:56.899	23:28.201
5	2:02.340	25:30.541

Nº70 WHATLEY JOSHUA

1	2:02.693	6:46.142
2	1:59.896	8:46.038
3	1:58.079	10:44.117
4	2:00.093	12:44.210
5	1:57.516	14:41.726
6	1:58.575	16:40.301

Vueltas	Tiempo por vuelta	Tiempo	
7	2:01.005	18:41.306	
8	2:00.930	20:42.236	
9	IN	2:05.444	22:47.680

Nº72 ALMONACIL CARRERO OSCAR

1	2:05.504	5:29.502	
2	2:00.952	7:30.454	
3	1:58.733	9:29.187	
4	1:58.395	11:27.582	
5	1:58.556	13:26.138	
6	1:57.806	15:23.944	
7	IN	2:08.587	17:32.531

Nº74 SAKO DAIJIRO

1	1:58.370	6:48.508	
2	1:58.469	8:46.977	
3	1:57.053	10:44.030	
4	1:58.090	12:42.120	
5	1:56.997	14:39.117	
6	IN	2:08.444	16:47.561

Nº80 ALONSO GOMEZ DAVID

1	2:04.304	4:45.680	
2	2:02.333	6:48.013	
3	2:00.928	8:48.941	
4	1:59.065	10:48.006	
5	1:58.223	12:46.229	
6	1:57.789	14:44.018	
7	1:58.268	16:42.286	
8	IN	2:09.952	18:52.238

Nº86 MAYOR FRANCES MARIO

1	2:06.044	5:31.527	
2	2:00.464	7:31.991	
3	2:01.175	9:33.166	
4	2:01.778	11:34.944	
5	2:00.810	13:35.754	
6	IN	2:09.535	15:45.289

Nº87 MONLLAU BEDOS ARNAU

1	16:00.040	22:21.060
---	------------------	-----------

Nº89 URIARTE RODRIGUEZ MARCOS

1	2:00.389	5:44.494
---	-----------------	----------

Nº95 RUEDA RUIZ JOSE ANTONIO

1	2:05.693	5:18.797	
2	2:01.953	7:20.750	
3	2:04.159	9:24.909	
4	IN	2:07.592	11:32.501
5	3:31.158	15:03.659	
6	2:01.638	17:05.297	
7	2:00.689	19:05.986	
8	2:01.616	21:07.602	
9	2:00.877	23:08.479	
10	2:01.517	25:09.996	

Vueltas	Tiempo por vuelta	Tiempo	
Nº96 LANDERS ROCCO			
1	2:06.782	6:37.084	
2	2:03.995	8:41.079	
3	2:03.135	10:44.214	
4	2:02.629	12:46.843	
5	2:01.545	14:48.388	
6	2:02.085	16:50.473	
7	2:02.953	18:53.426	
8	IN	2:14.432	21:07.858
9	3:02.588	24:10.446	

85 GP / Moto 4

FUSION CRONOS (FQ) Resultados

Documento 3

Pos.	Nº	Piloto	Q1	Q2	Tiempo	Dif.	Total
1	64	MUÑOZ RODRIGUEZ DAVID	1:53.261	1:56.268	1:53.261		15
2	37	SANCHEZ QUESADA MAX	1:53.288	1:55.847	1:53.288	0.027	19
3	69	RUDA COMINO MARCOS	1:53.317	1:56.899	1:53.317	0.056	16
4	4	FERNANDEZ ROBLELILLO ERIC	1:53.474	1:57.200	1:53.474	0.213	21
5	17	MUÑOZ FERNANDEZ DANIEL	1:53.610	1:59.786	1:53.610	0.349	10
6	31	GARCIA TINOCO ROBERTO	1:53.707	1:55.821	1:53.707	0.446	22
7	15	AVILA CORTES JULEN	1:54.280	1:56.098	1:54.280	1.019	20
8	72	ALMONACIL CARRERO OSCAR	1:54.553	1:57.806	1:54.553	1.292	17
9	9	HEINRICH FREDDIE	1:54.589	1:58.219	1:54.589	1.328	20
10	74	SAKO DAIJIRO	1:55.009	1:56.997	1:55.009	1.748	17
11	70	WHATLEY JOSHUA	1:55.120	1:57.516	1:55.120	1.859	19
12	13	TAPIA HORCAS MARCO	1:55.248	1:58.587	1:55.248	1.987	15
13	48	ORTOLA DIEZ IVAN	1:55.338	1:58.035	1:55.338	2.077	19
14	86	MAYOR FRANCES MARIO	1:55.541	2:00.464	1:55.541	2.280	15
15	89	URIARTE RODRIGUEZ MARCOS	1:55.593	2:00.389	1:55.593	2.332	12
16	29	LUQUE OLIVERO FERNANDO	1:58.224	1:56.485	1:56.485	3.224	20
17	80	ALONSO GOMEZ DAVID	1:56.546	1:57.789	1:56.546	3.285	17
18	49	GARCIA GONZALEZ JULIO	1:56.723	1:57.749	1:56.723	3.462	20
19	10	CRUCES SERRANO ADRIAN	1:56.819	1:58.224	1:56.819	3.558	14
20	22	MILLAN GRACIA HUGO	1:56.951	2:00.748	1:56.951	3.690	12
21	54	ALDEGUER MENGUAL FERMIN	1:57.869	1:57.967	1:57.869	4.608	20
22	24	MARTIN CLANCHET GERARD	1:59.336	1:58.195	1:58.195	4.934	22
23	59	PLANQUES GABIN	1:58.356	1:59.399	1:58.356	5.095	20
24	53	BULIK MICHAL	1:58.544	1:58.935	1:58.544	5.283	21
25	7	HONZAK ONDREJ	1:59.121	2:03.019	1:59.121	5.860	12
26	95	RUEDA RUIZ JOSE ANTONIO	Sin Tiempo	2:00.689	2:00.689	7.428	10
27	96	LANDERS ROCCO	2:01.486	2:01.545	2:01.486	8.225	19
28	42	MOREIRA NASCIMENTO DIOGO	2:05.500	2:02.345	2:02.345	9.084	12
29	39	SULLIVAN ERROL	2:02.961	2:02.923	2:02.923	9.662	16
30	26	FINN JONATHAN	2:09.511	2:05.304	2:05.304	12.043	20
31	87	MONLLAU BEDOS ARNAU	Sin Tiempo	16:00.040	16:00.040	14:06.779	1

85 GP / Moto 4

CARRERA 1 (R1) Resultados

Documento 5

Pos.	Nº	Piloto	Nacionalidad	Total	Dif.	Interv.	M. Vuelta	Clase	Tiempo
1	31	GARCIA TINOCO ROBERTO	ESP	13			1:46.674	Moto4	23:20.263
2	69	RUDA COMINO MARCOS	ESP	13	0.119	0.119	1:46.723	Moto4	23:20.382
3	70	WHATLEY JOSHUA	GBR	13	12.489	12.370	1:47.659	Moto4	23:32.752
4	37	SANCHEZ QUESADA MAX	ESP	13	12.736	0.247	1:47.379	Moto4	23:32.999
5	9	HEINRICH FREDDIE	DEU	13	12.841	0.105	1:47.735	Moto4	23:33.104
6	48	ORTOLA DIEZ IVAN	ESP	13	18.044	5.203	1:47.684	85GP	23:38.307
7	72	ALMONACIL CARRERO OSCAR	ESP	13	19.889	1.845	1:48.192	Moto4	23:40.152
8	54	ALDEGUER MENGUAL FERMIN	ESP	13	19.938	0.049	1:47.483	Moto4	23:40.201
9	95	RUEDA RUIZ JOSE ANTONIO	ESP	13	27.889	7.951	1:48.268	85GP	23:48.152
10	10	CRUCES SERRANO ADRIAN	ESP	13	27.971	0.082	1:48.582	85GP	23:48.234
11	13	TAPIA HORCAS MARCO	ESP	13	28.220	0.249	1:48.922	Moto4	23:48.483
12	80	ALONSO GOMEZ DAVID	ESP	13	42.696	14.476	1:49.477	85GP	24:02.959
13	42	MOREIRA NASCIMENTO DIOGO	BRA	13	43.920	1.224	1:49.964	85GP	24:04.183
14	49	GARCIA GONZALEZ JULIO	ESP	13	47.050	3.130	1:50.072	Moto4	24:07.313
15	29	LUQUE OLIVERO FERNANDO	ESP	13	47.167	0.117	1:50.237	Moto4	24:07.430
16	7	HONZAK ONDREJ	CZE	13	47.260	0.093	1:50.091	Moto4	24:07.523
17	53	BULIK MICHAL	SVK	13	47.290	0.030	1:49.927	Moto4	24:07.553
18	86	MAYOR FRANCES MARIO	ESP	13	54.966	7.676	1:50.616	85GP	24:15.229
19	96	LANDERS ROCCO	USA	13	1:28.650	33.684	1:52.586	85GP	24:48.913
20	26	FINN JONATHAN	CAN	13	1:49.709	21.059	1:54.053	85GP	25:09.972
21	15	AVILA CORTES JULEN	ESP	12	1 Vuelta	1 Vuelta	1:47.551	Moto4	23:25.332
22	39	SULLIVAN ERROL	USA	12	1 Vuelta		1:55.930	85GP	23:34.480

No Clasificados

89	URIARTE RODRIGUEZ MARCOS	ESP	6	Retirado			1:50.204	85GP	11:10.066
24	MARTIN CLANCHET GERARD	ESP	6	Retirado			1:52.095	85GP	12:22.719
59	PLANQUES GABIN	FRA	5	Retirado			1:49.619	85GP	9:25.499
4	FERNANDEZ ROBLIEDILLO ERIC	ESP	2	Retirado			1:48.490	Moto4	3:40.711
74	SAKO DAIJIRO	JPN	2	Retirado			1:56.673	85GP	4:08.057
64	MUÑOZ RODRIGUEZ DAVID	ESP	1	Retirado			2:40.185	Moto4	1:52.890
17	MUÑOZ FERNANDEZ DANIEL	ESP		DNS				Moto4	
22	MILLAN GRACIA HUGO	ESP		DNS				Moto4	
87	MONLLAU BEDOS ARNAU	ESP		DNS				Moto4	

Lider : Nº31 GARCIA TINOCO ROBERTO (1-1) / Nº69 RUDA COMINO MARCOS (2-3) / Nº31 GARCIA TINOCO ROBERTO (4-6) / Nº69 RUDA COMINO MARCOS (7-7) / Nº31 GARCIA TINOCO ROBERTO (8-13)

Tiempo Inicio : 03/06 - 16:46:40

M. Vuelta : Nº31 GARCIA TINOCO ROBERTO 1:46.674 126,31 Km/h

Registro Evento Anterior : Nº64 MUÑOZ RODRIGUEZ DAVID 1:53.261 118,97 Km/h

85 GP / Moto 4

CARRERA 1 (R1) Resultados

Documento 5

Pos.	Nº	Piloto	Nacionalidad	Total	Dif.	Interv.	M. Vuelta	Clase	Tiempo
85GP									
1	48	ORTOLA DIEZ IVAN		13			1:47.684	85GP	23:38.307
2	95	RUEDA RUIZ JOSE ANTONIO		13	9.845	9.845	1:48.268	85GP	23:48.152
3	10	CRUCES SERRANO ADRIAN		13	9.927	0.082	1:48.582	85GP	23:48.234
4	80	ALONSO GOMEZ DAVID		13	24.652	14.725	1:49.477	85GP	24:02.959
5	42	MOREIRA NASCIMENTO DIOGO		13	25.876	1.224	1:49.964	85GP	24:04.183
6	86	MAYOR FRANCES MARIO		13	36.922	11.046	1:50.616	85GP	24:15.229
7	96	LANDERS ROCCO		13	1:10.606	33.684	1:52.586	85GP	24:48.913
8	26	FINN JONATHAN		13	1:31.665	21.059	1:54.053	85GP	25:09.972
9	39	SULLIVAN ERROL		12	1 Vuelta	1 Vuelta	1:55.930	85GP	23:34.480

No Clasificados

	89	URIARTE RODRIGUEZ MARCOS		6	Retirado		1:50.204	85GP	11:10.066
	24	MARTIN CLANCHET GERARD		6	Retirado		1:52.095	85GP	12:22.719
	59	PLANQUES GABIN		5	Retirado		1:49.619	85GP	9:25.499
	74	SAKO DAIJIRO		2	Retirado		1:56.673	85GP	4:08.057

Moto4

1	31	GARCIA TINOCO ROBERTO		13			1:46.674	Moto4	23:20.263
2	69	RUDA COMINO MARCOS		13	0.119	0.119	1:46.723	Moto4	23:20.382
3	70	WHATLEY JOSHUA		13	12.489	12.370	1:47.659	Moto4	23:32.752
4	37	SANCHEZ QUESADA MAX		13	12.736	0.247	1:47.379	Moto4	23:32.999
5	9	HEINRICH FREDDIE		13	12.841	0.105	1:47.735	Moto4	23:33.104
6	72	ALMONACIL CARRERO OSCAR		13	19.889	7.048	1:48.192	Moto4	23:40.152
7	54	ALDEGUER MENGUAL FERMIN		13	19.938	0.049	1:47.483	Moto4	23:40.201
8	13	TAPIA HORCAS MARCO		13	28.220	8.282	1:48.922	Moto4	23:48.483
9	49	GARCIA GONZALEZ JULIO		13	47.050	18.830	1:50.072	Moto4	24:07.313
10	29	LUQUE OLIVERO FERNANDO		13	47.167	0.117	1:50.237	Moto4	24:07.430
11	7	HONZAK ONDREJ		13	47.260	0.093	1:50.091	Moto4	24:07.523
12	53	BULIK MICHAL		13	47.290	0.030	1:49.927	Moto4	24:07.553
13	15	AVILA CORTES JULEN		12	1 Vuelta	1 Vuelta	1:47.551	Moto4	23:25.332

No Clasificados

	4	FERNANDEZ ROBLEDDILLO ERIC		2	Retirado		1:48.490	Moto4	3:40.711
	64	MUÑOZ RODRIGUEZ DAVID		1	Retirado		2:40.185	Moto4	1:52.890
	17	MUÑOZ FERNANDEZ DANIEL			DNS			Moto4	
	22	MILLAN GRACIA HUGO			DNS			Moto4	
	87	MONLLAU BEDOS ARNAU			DNS			Moto4	

Lider : Nº31 GARCIA TINOCO ROBERTO (1-1) / Nº69 RUDA COMINO MARCOS (2-3) / Nº31 GARCIA TINOCO ROBERTO (4-6) / Nº69 RUDA COMINO MARCOS (7-7) / Nº31 GARCIA TINOCO ROBERTO (8-13)

Tiempo Inicio : 03/06 - 16:46:40

M. Vuelta : Nº31 GARCIA TINOCO ROBERTO 1:46.674 126,31 Km/h

Registro Evento Anterior : Nº64 MUÑOZ RODRIGUEZ DAVID 1:53.261 118,97 Km/h



85 GP / Moto 4

CARRERA 1 (R1) Vuelta a vuelta

	1	2	3	4	5	6	7	8	9	10	11	12	13	14	15	16	17	18	19	20	21	22	23	24	25	26	27	28	29	30	31		
Vuelta 1 <small>Intervalo</small>	31	69	4	64	48	72	9	70	37	13	89	10	54	29	86	95	49	59	80	53	42	7	24	26	96	39	74	15					
	0.0	0.4	0.6	0.2	0.1	0.0	0.1	0.0	0.0	1.5	0.2	0.0	0.0	0.1	0.2	0.5	0.5	0.0	0.0	0.3	0.4	1.0	0.5	2.7	0.0	2.1	7.3	1.19					
Vuelta 2	69	31	X	48	70	72	9	37	13	10	54	29	86	89	95	80	59	49	53	42	7	24	96	26	39	X	15						
	0.4	0.8	0.0	1.4	0.3	0.2	0.2	1.6	0.3	0.0	1.0	0.0	0.3	0.0	0.6	0.2	0.5	0.2	0.5	1.1	1.0	6.2	0.5	3.7	6.1	1.11							
Vuelta 3	69	31	48	70	72	9	37	13	10	54	95	29	80	86	59	89	49	42	53	7	24	26	96	39	15								
	0.1	3.4	0.2	0.6	0.4	0.5	2.3	0.1	0.0	2.4	0.1	0.0	0.0	0.0	0.1	0.3	1.0	0.4	0.0	2.0	11.4	0.9	0.3	5.3	1.08								
Vuelta 4	31	69	70	48	72	9	37	13	54	10	95	59	80	29	89	86	49	53	42	7	96	26	39	24	15								
	0.0	4.2	0.0	0.4	0.3	0.1	3.9	0.0	0.3	2.0	1.2	0.2	0.6	0.0	0.0	0.0	0.2	0.2	0.2	3.0	15.7	0.6	7.3	2.5	57.5								
Vuelta 5	31	69	70	48	37	72	9	54	13	10	95	80	89	49	29	86	53	42	7	56	96	26	39	24	15								
	0.1	5.3	0.3	0.1	0.4	0.4	4.2	0.3	0.5	1.2	1.9	1.4	0.3	0.5	0.0	0.3	0.1	3.4	2.0	15.9	1.3	10.4	18.3	32.9									
Vuelta 6	31	69	70	48	37	72	9	54	13	10	95	80	49	86	89	29	53	42	7	96	26	39	24	15									
	0.1	6.2	0.3	0.5	0.0	0.4	4.4	1.0	1.0	0.4	3.0	2.6	0.3	0.0	0.3	0.1	0.9	2.5	21.3	1.4	13.4	32.4	10.0										
Vuelta 7	69	31	70	37	48	72	9	54	13	95	10	80	49	86	29	53	42	7	96	26	39	15											
	0.0	6.5	0.3	0.1	1.0	0.1	4.5	2.4	0.0	0.3	4.8	2.9	0.1	0.8	0.0	0.2	2.8	24.2	2.9	15.1	34.1												
Vuelta 8	31	69	70	37	48	9	72	54	95	13	10	80	49	42	86	29	53	7	96	26	39	15											
	0.0	7.7	0.3	0.4	1.2	0.3	4.1	3.4	0.1	0.5	6.1	3.2	0.3	0.1	0.6	0.0	2.4	27.0	4.6	15.7	29.1												
Vuelta 9	31	69	70	37	48	9	72	54	95	10	13	80	49	42	53	86	29	7	96	26	39	15											
	0.0	8.6	0.2	0.8	0.8	1.0	3.8	4.4	0.0	0.3	8.4	2.6	0.0	0.9	0.2	0.0	2.1	29.8	7.5	15.7	20.4												
Vuelta 10	31	69	70	37	48	9	72	54	95	13	10	80	42	53	29	49	7	86	96	26	39	15											
	0.1	9.7	0.0	1.1	0.2	2.0	3.5	5.5	0.0	0.1	9.9	1.8	0.9	0.2	1.6	0.9	0.0	32.3	10.5	15.5	12.1												
Vuelta 11	31	69	70	37	9	48	72	54	13	10	95	80	42	53	29	49	7	86	96	26	39	15											
	0.2	10.1	0.0	1.1	0.8	2.9	2.6	6.3	0.1	0.0	11.5	1.4	1.3	0.0	1.5	0.2	2.5	33.0	14.7	15.1	4.0												
Vuelta 12	31	69	37	70	9	48	72	54	13	10	95	80	42	53	29	49	7	86	96	26	36	36											
	0.1	11.3	0.0	0.2	2.4	2.9	1.9	6.8	0.0	0.0	12.9	1.4	2.2	0.0	0.3	0.5	5.2	32.6	18.7	11.5	9.1												
Vuelta 13	31	69	70	37	9	48	72	54	95	10	13	80	42	49	29	7	53	86	96	26													
	0.1	12.3	0.2	0.1	5.2	1.8	0.0	7.9	0.0	0.2	14.4	1.2	3.1	0.1	0.0	0.0	7.6	33.6	21.0														



85 GP / Moto 4

CARRERA 1 (R1) Análisis

Vueltas	Tiempo por vuelta	Tiempo	Vueltas	Tiempo por vuelta	Tiempo	Vueltas	Tiempo por vuelta	Tiempo
N°4 FERNANDEZ ROBLEDDILLO ERIC			6	1:49.138	11:02.533	9	1:51.008	16:43.841
1	2:47.601	1:52.221	7	1:49.715	12:52.248	10	1:50.237	18:34.078
2	1:48.490	3:40.711	8	1:49.415	14:41.663	11	1:50.968	20:25.046
N°7 HONZAK ONDREJ			9	1:49.742	16:31.405	12	1:51.375	22:16.421
1	2:32.007	1:58.674	10	1:49.504	18:20.909	13	1:51.009	24:07.430
2	1:51.555	3:50.229	11	1:49.437	20:10.346	N°31 GARCIA TINOCO ROBERTO		
3	1:50.788	5:41.017	12	1:49.215	21:59.561	1	2:56.362	1:51.685
4	1:51.188	7:32.205	13	1:48.922	23:48.483	2	1:48.169	3:39.854
5	1:51.198	9:23.403	N°15 AVILA CORTES JULEN			3	1:46.692	5:26.546
6	1:50.573	11:13.976	1		3:31.022	4	1:47.741	7:14.287
7	1:50.654	13:04.630	2	1:48.646	5:19.668	5	1:47.577	9:01.864
8	1:50.727	14:55.357	3	1:48.192	7:07.860	6	1:47.462	10:49.326
9	1:50.587	16:45.944	4	1:48.185	8:56.045	7	1:47.721	12:37.047
10	1:50.770	18:36.714	5	1:48.496	10:44.541	8	1:46.674	14:23.721
11	1:50.091	20:26.805	6	1:48.178	12:32.719	9	1:47.391	16:11.112
12	1:50.446	22:17.251	7	1:48.408	14:21.127	10	1:47.297	17:58.409
13	1:50.272	24:07.523	8	1:50.863	16:11.990	11	1:47.476	19:45.885
N°9 HEINRICH FREDDIE			9	1:47.551	17:59.541	12	1:47.636	21:33.521
1	2:41.890	1:53.312	10	1:47.851	19:47.392	13	1:46.742	23:20.263
2	1:49.602	3:42.914	11	1:49.100	21:36.492	N°37 SANCHEZ QUESADA MAX		
3	1:48.458	5:31.372	12	1:48.840	23:25.332	1	3:13.833	1:53.452
4	1:48.136	7:19.508	N°24 MARTIN CLANCHET GERARD			2	1:49.677	3:43.129
5	1:49.233	9:08.741	1	2:44.830	1:59.195	3	1:48.823	5:31.952
6	1:48.340	10:57.081	2	1:52.095	3:51.290	4	1:47.731	7:19.683
7	1:48.153	12:45.234	3	2:01.157	5:52.447	5	1:48.100	9:07.783
8	1:48.313	14:33.547	4	2:06.053	7:58.500	6	1:48.757	10:56.540
9	1:48.252	16:21.799	5	2:13.058	10:11.558	7	1:47.379	12:43.919
10	1:47.976	18:09.775	6	2:11.161	12:22.719	8	1:47.949	14:31.868
11	1:47.746	19:57.521	N°26 FINN JONATHAN			9	1:48.163	16:20.031
12	1:47.848	21:45.369	1	2:46.665	2:01.930	10	1:48.406	18:08.437
13	1:47.735	23:33.104	2	1:56.198	3:58.128	11	1:47.964	19:56.401
N°10 CRUCES SERRANO ADRIAN			3	1:55.231	5:53.359	12	1:48.604	21:45.005
1	2:31.226	1:55.201	4	1:55.244	7:48.603	13	1:47.994	23:32.999
2	1:49.886	3:45.087	5	1:54.175	9:42.778	N°39 SULLIVAN ERROL		
3	1:49.298	5:34.385	6	1:54.053	11:36.831	1	2:46.284	2:04.083
4	1:49.676	7:24.061	7	1:54.990	13:31.821	2	1:57.803	4:01.886
5	1:49.848	9:13.909	8	1:55.248	15:27.069	3	1:57.124	5:59.010
6	1:49.707	11:03.616	9	1:56.261	17:23.330	4	1:56.916	7:55.926
7	1:49.056	12:52.672	10	1:56.397	19:19.727	5	1:57.288	9:53.214
8	1:49.560	14:42.232	11	1:57.507	21:17.234	6	1:57.054	11:50.268
9	1:48.872	16:31.104	12	1:56.563	23:13.797	7	1:56.667	13:46.935
10	1:49.921	18:21.025	13	1:56.175	25:09.972	8	1:55.930	15:42.865
11	1:49.424	20:10.449	N°29 LUQUE OLIVERO FERNANDO			9	1:56.200	17:39.065
12	1:49.203	21:59.652	1	2:34.862	1:55.427	10	1:56.176	19:35.241
13	1:48.582	23:48.234	2	1:50.792	3:46.219	11	1:57.174	21:32.415
N°13 TAPIA HORCAS MARCO			3	1:50.845	5:37.064	12	2:02.065	23:34.480
1	2:30.992	1:54.957	4	1:51.189	7:28.253	N°42 MOREIRA NASCIMENTO DIOGO		
2	1:49.780	3:44.737	5	1:51.131	9:19.384	1	2:46.436	1:57.662
3	1:49.545	5:34.282	6	1:51.019	11:10.403	2	1:51.377	3:49.039
4	1:49.391	7:23.673	7	1:51.101	13:01.504	3	1:49.964	5:39.003
5	1:49.722	9:13.395	8	1:51.329	14:52.833	4	1:50.198	7:29.201

85 GP / Moto 4

CARRERA 1 (R1) Análisis

Vueltas	Tiempo por vuelta	Tiempo	Vueltas	Tiempo por vuelta	Tiempo	Vueltas	Tiempo por vuelta	Tiempo
5	1:50.727	9:19.928	N°48 ORTOLA DIEZ IVAN			N°72 ALMONACIL CARRERO OSCAR		
6	1:51.546	11:11.474	1	2:33.870	1:55.249	1	2:55.029	1:53.234
7	1:50.319	13:01.793	2	1:49.905	3:45.154	2	1:49.415	3:42.649
8	1:50.255	14:52.048	3	1:49.282	5:34.436	3	1:48.277	5:30.926
9	1:50.554	16:42.602	4	1:49.275	7:23.711	4	1:48.192	7:19.118
10	1:50.282	18:32.884	5	1:49.296	9:13.007	5	1:49.144	9:08.262
11	1:50.696	20:23.580	6	1:48.498	11:01.505	6	1:48.368	10:56.630
12	1:50.557	22:14.137	7	1:48.263	12:49.768	7	1:48.408	12:45.038
13	1:50.046	24:04.183	8	1:48.274	14:38.042	8	1:48.851	14:33.889
			9	1:48.650	16:26.692	9	1:48.941	16:22.830
			10	1:48.626	18:15.318	10	1:48.965	18:11.795
			11	1:48.646	20:03.964	11	1:49.483	20:01.278
			12	1:48.754	21:52.718	12	1:49.470	21:50.748
			13	1:47.483	23:40.201	13	1:49.404	23:40.152
			N°59 PLANQUES GABIN			N°74 SAKO DAIJIRO		
1	2:48.798	1:53.101	1	2:42.592	1:56.799	1		2:11.384
2	1:47.684	3:40.785	2	1:50.856	3:47.655	2	1:56.673	4:08.057
3	1:49.255	5:30.040	3	1:49.619	5:37.274	N°80 ALONSO GOMEZ DAVID		
4	1:48.666	7:18.706	4	1:50.126	7:27.400	1	2:50.081	1:56.846
5	1:48.959	9:07.665	5	IN 1:58.099	9:25.499	2	1:50.511	3:47.357
6	1:48.322	10:55.987	N°64 MUÑOZ RODRIGUEZ DAVID			3	1:49.763	5:37.120
7	1:48.041	12:44.028	1	2:40.185	1:52.890	4	1:50.525	7:27.645
8	1:48.270	14:32.298	N°69 RUDA COMINO MARCOS			5	1:49.477	9:17.122
9	1:48.625	16:20.923	1	2:27.952	1:51.754	6	1:49.966	11:07.088
10	1:48.647	18:09.570	2	1:47.676	3:39.430	7	1:50.478	12:57.566
11	1:48.771	19:58.341	3	1:46.927	5:26.357	8	1:50.838	14:48.404
12	1:49.446	21:47.787	4	1:47.978	7:14.335	9	1:51.461	16:39.865
13	1:50.520	23:38.307	5	1:47.644	9:01.979	10	1:51.136	18:31.001
			6	1:47.498	10:49.477	11	1:51.081	20:22.082
			7	1:47.517	12:36.994	12	1:50.626	22:12.708
			8	1:46.777	14:23.771	13	1:50.251	24:02.959
			9	1:47.355	16:11.126	N°86 MAYOR FRANCES MARIO		
			10	1:47.476	17:58.602	1	2:51.810	1:55.635
			11	1:47.544	19:46.146	2	1:50.645	3:46.280
			12	1:47.513	21:33.659	3	1:50.863	5:37.143
			13	1:46.723	23:20.382	4	1:51.289	7:28.432
			N°70 WHATLEY JOSHUA			5	1:51.009	9:19.441
			1	2:39.214	1:53.412	6	1:50.619	11:10.060
			2	1:48.869	3:42.281	7	1:50.616	13:00.676
			3	1:47.970	5:30.251	8	1:51.542	14:52.218
			4	1:48.356	7:18.607	9	1:51.566	16:43.784
			5	1:48.748	9:07.355	10	1:52.973	18:36.757
			6	1:48.324	10:55.679	11	1:52.646	20:29.403
			7	1:47.895	12:43.574	12	1:53.053	22:22.456
			8	1:47.924	14:31.498	13	1:52.773	24:15.229
			9	1:48.286	16:19.784	N°89 URIARTE RODRIGUEZ MARCOS		
			10	1:48.597	18:08.381	1	2:58.694	1:55.158
			11	1:47.956	19:56.337	2	1:51.504	3:46.662
			12	1:48.756	21:45.093	3	1:50.912	5:37.574
			13	1:47.659	23:32.752	4	1:50.761	7:28.335
						5	1:50.204	9:18.539

85 GP / Moto 4

CARRERA 1 (R1)

Análisis

Vueltas	Tiempo por vuelta	Tiempo
6	1:51.527	11:10.066
Nº95 RUEDA RUIZ JOSE ANTONIO		
1	2:45.873	1:56.158
2	1:50.522	3:46.680
3	1:50.194	5:36.874
4	1:49.284	7:26.158
5	1:49.043	9:15.201
6	1:48.856	11:04.057
7	1:48.268	12:52.325
8	1:49.216	14:41.541
9	1:49.561	16:31.102
10	1:49.738	18:20.840
11	1:49.690	20:10.530
12	1:49.180	21:59.710
13	1:48.442	23:48.152
Nº96 LANDERS ROCCO		
1	2:44.850	2:01.975
2	1:55.602	3:57.577
3	1:56.091	5:53.668
4	1:54.301	7:47.969
5	1:53.472	9:41.441
6	1:53.911	11:35.352
7	1:53.510	13:28.862
8	1:53.521	15:22.383
9	1:53.383	17:15.766
10	1:53.363	19:09.129
11	1:53.352	21:02.481
12	1:52.586	22:55.067
13	1:53.846	24:48.913

85 GP / Moto 4

CARRERA 1 (R1) Parrilla de Salida

Documento 4.1

Revisada

11	87 MONLLAU BEDOS ARNAU 16:00.040		
10	42 MOREIRA NASCIMENTO DIOGO 2:02.345	39 SULLIVAN ERROL 2:02.923	26 FINN JONATHAN 2:05.304
9	7 HONZAK ONDREJ 1:59.121	95 RUEDA RUIZ JOSE ANTONIO 2:00.689	96 LANDERS ROCCO 2:01.486
8	24 MARTIN CLANCHET GERARD 1:58.195	59 PLANQUES GABIN 1:58.356	53 BULIK MICHAL 1:58.544
7	10 CRUCES SERRANO ADRIAN 1:56.819	22 MILLAN GRACIA HUGO 1:56.951	54 ALDEGUER MENGUAL FERMIN 1:57.869
6	29 LUQUE OLIVERO FERNANDO 1:56.485	80 ALONSO GOMEZ DAVID 1:56.546	49 GARCIA GONZALEZ JULIO 1:56.723
5	48 ORTOLA DIEZ IVAN 1:55.338	86 MAYOR FRANCES MARIO 1:55.541	89 URIARTE RODRIGUEZ MARCOS 1:55.593
4	74 SAKO DAIJIRO 1:55.009	70 WHATLEY JOSHUA 1:55.120	13 TAPIA HORCAS MARCO 1:55.248
3	15 AVILA CORTES JULEN 1:54.280	72 ALMONACIL CARRERO OSCAR 1:54.553	9 HEINRICH FREDDIE 1:54.589
2	4 FERNANDEZ ROBLIEDILLO ERIC 1:53.474	17 MUÑOZ FERNANDEZ DANIEL 1:53.610	31 GARCIA TINOCO ROBERTO 1:53.707
1	64 MUÑOZ RODRIGUEZ DAVID 1:53.261	37 SANCHEZ QUESADA MAX 1:53.288	69 RUDA COMINO MARCOS 1:53.317

POLE POSITION

Salida : 03/06 - 16:45 13 Total = 48,659 Km

CAMPEONATO DE ESPAÑA VELOCIDAD 03-04/06/2017

Página 1 / 1

Apex Timing

85 GP / Moto 4

CARRERA 2 (R2) Resultados

Documento 8

Pos.	Nº	Piloto	Nacionalidad	Total	Dif.	Interv.	M. Vuelta	Clase	Tiempo
1	69	RUDA COMINO MARCOS	ESP	13			1:55.514	Moto4	25:32.412
2	31	GARCIA TINOCO ROBERTO	ESP	13	0.093	0.093	1:55.702	Moto4	25:32.505
3	9	HEINRICH FREDDIE	DEU	13	6.221	6.128	1:55.960	Moto4	25:38.633
4	70	WHATLEY JOSHUA	GBR	13	6.622	0.401	1:55.811	Moto4	25:39.034
5	48	ORTOLA DIEZ IVAN	ESP	13	40.392	33.770	1:58.324	85GP	26:12.804
6	89	URIARTE RODRIGUEZ MARCOS	ESP	13	40.488	0.096	1:58.484	85GP	26:12.900
7	15	AVILA CORTES JULEN	ESP	13	40.573	0.085	1:57.863	Moto4	26:12.985
8	29	LUQUE OLIVERO FERNANDO	ESP	13	43.438	2.865	1:58.904	Moto4	26:15.850
9	59	PLANQUES GABIN	ESP	13	44.033	0.595	1:58.097	85GP	26:16.445
10	54	ALDEGUER MENGUAL FERMIN	ESP	13	46.192	2.159	1:58.807	Moto4	26:18.604
11	42	MOREIRA NASCIMENTO DIOGO	BRA	13	58.301	12.109	1:59.109	85GP	26:30.713
12	74	SAKO DAIJIRO	JPN	13	1:02.666	4.365	1:58.440	85GP	26:35.078
13	22	MILLAN GRACIA HUGO	ESP	13	1:02.919	0.253	1:59.068	Moto4	26:35.331
14	17	MUÑOZ FERNANDEZ DANIEL	ESP	13	1:03.169	0.250	1:56.355	Moto4	26:35.581
15	24	MARTIN CLANCHET GERARD	ESP	13	1:40.577	37.408	2:01.812	85GP	27:12.989
16	7	HONZAK ONDREJ	CZE	13	1:55.386	14.809	2:03.191	Moto4	27:27.798
17	53	BULIK MICHAL	CZE	12	1 Vuelta	1 Vuelta	2:04.286	Moto4	25:36.269
18	26	FINN JONATHAN	CAN	12	1 Vuelta	29.584	2:05.599	85GP	26:05.853
19	80	ALONSO GOMEZ DAVID	ESP	9	4 Total	3 Total	2:31.421	85GP	27:15.759

No Clasificados

72	ALMONACIL CARRERO OSCAR	ESP	12	Retirado			1:56.752	Moto4	23:44.813
95	RUEDA RUIZ JOSE ANTONIO	ESP	12	Retirado			1:58.294	85GP	24:18.461
37	SANCHEZ QUESADA MAX	ESP	7	Retirado			1:56.612	Moto4	13:58.160
86	MAYOR FRANCES MARIO	ESP	3	Retirado			2:02.932	85GP	6:14.193
64	MUÑOZ RODRIGUEZ DAVID	ESP	1	Retirado			2:45.595	Moto4	2:02.758
96	LANDERS ROCCO	USA	1	Retirado			2:59.038	85GP	2:12.414
39	SULLIVAN ERROL	USA	1	Retirado			3:01.274	85GP	2:16.175
49	GARCIA GONZALEZ JULIO	ESP	0	Retirado				Moto4	
13	TAPIA HORCAS MARCO	ESP	0	Retirado				Moto4	
10	CRUCES SERRANO ADRIAN	ESP	0	Retirado				85GP	
87	MONLLAU BEDOS ARNAU	ESP		DNS				Moto4	
4	FERNANDEZ ROBLDILLO ERIC	ESP		No Clasificado			1:57.524	Moto4	26:21.535

Lider : Nº69 RUDA COMINO MARCOS (1-2) / Nº37 SANCHEZ QUESADA MAX (3-4) / Nº69 RUDA COMINO MARCOS (5-9) / Nº31 GARCIA TINOCO ROBERTO (10-11) / Nº69 RUDA COMINO MARCOS (12-13)

Tiempo Inicio : 04/06 - 11:02:05

M. Vuelta : Nº69 RUDA COMINO MARCOS 1:55.514 116,65 Km/h
 Evento Grabado : Nº31 GARCIA TINOCO ROBERTO 1:46.674 126,31 Km/h

85 GP / Moto 4

CARRERA 2 (R2) Resultados

Documento 8

Pos.	Nº	Piloto	Nacionalidad	Total	Dif.	Interv.	M. Vuelta	Clase	Tiempo
85GP									
1	48	ORTOLA DIEZ IVAN		13			1:58.324	85GP	26:12.804
2	89	URIARTE RODRIGUEZ MARCOS		13	0.096	0.096	1:58.484	85GP	26:12.900
3	59	PLANQUES GABIN		13	3.641	3.545	1:58.097	85GP	26:16.445
4	42	MOREIRA NASCIMENTO DIOGO		13	17.909	14.268	1:59.109	85GP	26:30.713
5	74	SAKO DAIJIRO		13	22.274	4.365	1:58.440	85GP	26:35.078
6	24	MARTIN CLANCHET GERARD		13	1:00.185	37.911	2:01.812	85GP	27:12.989
7	26	FINN JONATHAN		12	1 Vuelta	1 Vuelta	2:05.599	85GP	26:05.853
8	80	ALONSO GOMEZ DAVID		9	4 Total	3 Total	2:31.421	85GP	27:15.759

No Clasificados

	95	RUEDA RUIZ JOSE ANTONIO		12	Retirado		1:58.294	85GP	24:18.461
	86	MAYOR FRANCES MARIO		3	Retirado		2:02.932	85GP	6:14.193
	96	LANDERS ROCCO		1	Retirado		2:59.038	85GP	2:12.414
	39	SULLIVAN ERROL		1	Retirado		3:01.274	85GP	2:16.175
	10	CRUCES SERRANO ADRIAN		0	Retirado			85GP	

Moto4

1	69	RUDA COMINO MARCOS		13			1:55.514	Moto4	25:32.412
2	31	GARCIA TINOCO ROBERTO		13	0.093	0.093	1:55.702	Moto4	25:32.505
3	9	HEINRICH FREDDIE		13	6.221	6.128	1:55.960	Moto4	25:38.633
4	70	WHATLEY JOSHUA		13	6.622	0.401	1:55.811	Moto4	25:39.034
5	15	AVILA CORTES JULEN		13	40.573	33.951	1:57.863	Moto4	26:12.985
6	29	LUQUE OLIVERO FERNANDO		13	43.438	2.865	1:58.904	Moto4	26:15.850
7	54	ALDEGUER MENGUAL FERMIN		13	46.192	2.754	1:58.807	Moto4	26:18.604
8	22	MILLAN GRACIA HUGO		13	1:02.919	16.727	1:59.068	Moto4	26:35.331
9	17	MUÑOZ FERNANDEZ DANIEL		13	1:03.169	0.250	1:56.355	Moto4	26:35.581
10	7	HONZAK ONDREJ		13	1:55.386	52.217	2:03.191	Moto4	27:27.798
11	53	BULIK MICHAL		12	1 Vuelta	1 Vuelta	2:04.286	Moto4	25:36.269

No Clasificados

	72	ALMONACIL CARRERO OSCAR		12	Retirado		1:56.752	Moto4	23:44.813
	37	SANCHEZ QUESADA MAX		7	Retirado		1:56.612	Moto4	13:58.160
	64	MUÑOZ RODRIGUEZ DAVID		1	Retirado		2:45.595	Moto4	2:02.758
	49	GARCIA GONZALEZ JULIO		0	Retirado			Moto4	
	13	TAPIA HORCAS MARCO		0	Retirado			Moto4	
	87	MONLLAU BEDOS ARNAU			DNS			Moto4	
	4	FERNANDEZ ROBLIEDILLO ERIC			No Clasificado		1:57.524	Moto4	26:21.535

Lider : Nº69 RUDA COMINO MARCOS (1-2) / Nº37 SANCHEZ QUESADA MAX (3-4) / Nº69 RUDA COMINO MARCOS (5-9) / Nº31 GARCIA TINOCO ROBERTO (10-11) / Nº69 RUDA COMINO MARCOS (12-13)

Tiempo Inicio : 04/06 - 11:02:05

M. Vuelta : Nº69 RUDA COMINO MARCOS 1:55.514 116,65 Km/h
 Evento Grabado : Nº31 GARCIA TINOCO ROBERTO 1:46.674 126,31 Km/h



85 GP / Moto 4

CARRERA 2 (R2) Vuelta a vuelta

1 2 3 4 5 6 7 8 9 10 11 12 13 14 15 16 17 18 19 20 21 22 23 24 25 26 27 28 29 30 31

Vuelta 1 <small>Intervalo</small>	69 0.5	37 0.2	31 1.0	64 0.7	9 1.0	72 0.1	89 1.7	48 0.0	54 1.0	86 0.6	70 2.8	29 0.8	42 0.4	96 0.2	22 0.3	59 1.3	15 0.6	95 1.1	34 2.5	17 0.1	24 0.4	7 0.9	53 0.4	26 16.5	74 3.48	80 10.00	4
Vuelta 2	69 1.2	37 0.0	31 1.8	9 3.3	72 0.3	89 0.7	54 1.8	48 1.9	70 0.1	86 3.0	29 1.2	42 1.1	59 1.2	22 2.0	95 0.6	15 13.8	24 0.1	7 3.9	17 0.1	53 1.1	26 0.8	74 4.27	80 9.20	4			
Vuelta 3	37 0.2	69 0.1	31 0.5	9 0.5	72 0.5	89 0.3	48 0.2	70 0.3	54 2.9	86 0.8	29 1.8	42 0.4	59 2.4	22 0.4	95 2.2	15 19.1	24 0.4	7 2.6	17 0.5	53 0.8	26 0.2	74 4.58	80 8.43	4			
Vuelta 4	37 0.0	31 0.0	69 0.9	9 0.6	72 1.2	89 0.0	48 0.6	54 0.0	29 5.7	86 2.2	70 0.1	42 3.1	59 0.4	22 0.4	95 0.6	15 20.0	24 3.7	7 3.1	17 3.0	53 1.4	26 0.2	74 5.28	80 8.03	4			
Vuelta 5	69 0.0	31 0.6	37 1.2	9 0.5	72 0.5	70 1.5	89 0.9	48 0.6	54 8.4	29 1.7	86 0.4	42 1.7	59 0.4	22 0.4	95 2.7	15 17.3	24 7.4	7 0.2	17 7.3	53 1.9	26 1.6	74 5.56	80 7.26	4			
Vuelta 6	69 0.3	31 1.3	37 0.6	9 1.6	72 0.0	70 3.6	89 0.5	48 1.1	54 10.2	29 2.3	86 0.2	42 1.1	59 0.2	22 5.1	95 13.9	15 8.4	24 3.1	7 9.3	17 2.5	53 1.7	26 6.23	74 6.51	80				
Vuelta 7	69 0.0	31 2.0	9 0.0	37 2.1	70 0.2	72 5.8	89 0.0	48 2.4	54 9.9	29 2.6	86 0.6	42 0.2	95 0.1	22 7.4	74 10.6	15 8.8	24 6.9	7 9.5	17 5.2	53 2.3	26 6.48	74	80				
Vuelta 8	69 0.2	31 3.4	9 1.2	70 0.7	72 11.0	48 0.1	89 3.4	54 6.7	29 2.9	86 0.6	42 0.7	95 0.4	22 7.8	74 8.5	17 7.8	24 12.2	7 9.6	53 6.8	26 4.1	80 7.14							
Vuelta 9	69 0.0	31 5.6	9 0.1	70 0.7	72 15.6	48 0.0	89 4.4	54 4.4	29 1.3	86 2.3	42 0.1	95 0.1	22 9.9	74 6.8	17 5.9	24 16.3	7 11.7	53 8.3	26 9.8	80 7.44							
Vuelta 10	31 0.2	69 6.3	9 0.2	70 0.5	72 18.2	48 0.1	89 6.3	54 1.7	29 0.4	86 3.2	42 0.3	95 0.7	22 11.0	74 4.5	17 5.3	24 20.1	7 13.1	53 9.7	26 16.2								
Vuelta 11	31 0.0	69 6.0	9 0.3	70 1.0	72 22.1	48 0.1	89 6.0	54 0.5	29 0.3	86 2.3	42 0.2	95 1.9	22 12.9	74 1.7	17 4.8	24 24.8	7 13.7	53 10.7	26 24.9								
Vuelta 12	69 0.0	31 5.9	9 0.0	70 2.1	72 26.0	48 0.1	89 4.2	15 1.6	29 0.6	54 1.0	86 0.1	42 6.1	95 11.3	22 0.2	74 2.9	17 29.6	24 14.2	7 13.1	53 13.1	26 29.5							
Vuelta 13	69 0.0	31 6.1	9 0.4	70 33.7	48 0.0	89 0.0	15 2.8	29 0.5	54 2.1	86 12.1	42 4.3	74 0.2	22 0.2	17 37.4	7 14.8												



85 GP / Moto 4

CARRERA 2 (R2)

Análisis

Vueltas	Tiempo por vuelta	Tiempo	Vueltas	Tiempo por vuelta	Tiempo	Vueltas	Tiempo por vuelta	Tiempo
N°4 FERNANDEZ ROBEDILLO ERIC			2	2:19.239	4:37.929	12	2:10.254	26:05.853
1		16:25.797	3	2:06.819	6:44.748	N°29 LUQUE OLIVERO FERNANDO		
2	2:02.361	18:28.158	4	2:04.862	8:49.610	1	2:50.016	2:11.121
3	1:59.651	20:27.809	5	2:00.797	10:50.407	2	2:02.488	4:13.609
4	1:58.467	22:26.276	6	1:59.848	12:50.255	3	2:01.397	6:15.006
5	1:57.524	24:23.800	7	1:59.175	14:49.430	4	2:01.188	8:16.194
6	1:57.735	26:21.535	8	1:58.226	16:47.656	5	2:02.020	10:18.214
N°7 HONZAK ONDREJ			9	1:57.657	18:45.313	6	2:00.659	12:18.873
1	2:53.322	2:19.192	10	1:58.012	20:43.325	7	1:59.942	14:18.815
2	2:14.831	4:34.023	11	1:57.965	22:41.290	8	1:59.939	16:18.754
3	2:11.313	6:45.336	12	1:57.936	24:39.226	9	1:59.888	18:18.642
4	2:07.275	8:52.611	13	1:56.355	26:35.581	10	1:58.904	20:17.546
5	2:05.189	10:57.800	N°22 MILLAN GRACIA HUGO			11	1:59.661	22:17.207
6	2:04.946	13:02.746	1	2:46.884	2:12.642	12	1:59.523	24:16.730
7	2:03.191	15:05.937	2	2:04.598	4:17.240	13	1:59.120	26:15.850
8	2:03.597	17:09.534	3	2:02.578	6:19.818	N°31 GARCIA TINOCO ROBERTO		
9	2:03.887	19:13.421	4	2:02.259	8:22.077	1	3:05.663	2:01.721
10	2:03.202	21:16.623	5	2:03.257	10:25.334	2	1:58.630	4:00.351
11	2:03.290	23:19.913	6	2:02.512	12:27.846	3	2:08.268	6:08.619
12	2:03.253	25:23.166	7	2:02.030	14:29.876	4	1:58.145	8:06.764
13	2:04.632	27:27.798	8	2:01.451	16:31.327	5	1:56.755	10:03.519
N°9 HEINRICH FREDDIE			9	2:01.146	18:32.473	6	1:55.904	11:59.423
1	2:44.242	2:03.486	10	2:00.930	20:33.403	7	1:56.618	13:56.041
2	1:58.679	4:02.165	11	2:01.216	22:34.619	8	1:55.803	15:51.844
3	2:06.969	6:09.134	12	2:01.644	24:36.263	9	1:55.702	17:47.546
4	1:58.682	8:07.816	13	1:59.068	26:35.331	10	1:56.198	19:43.744
5	1:57.646	10:05.462	N°24 MARTIN CLANCHET GERARD			11	1:56.668	21:40.412
6	1:55.960	12:01.422	1	2:58.478	2:18.792	12	1:56.293	23:36.705
7	1:56.666	13:58.088	2	2:15.086	4:33.878	13	1:55.800	25:32.505
8	1:57.224	15:55.312	3	2:08.225	6:42.103	N°37 SANCHEZ QUESADA MAX		
9	1:57.903	17:53.215	4	2:04.407	8:46.510	1	3:00.689	2:01.461
10	1:57.061	19:50.276	5	2:03.613	10:50.123	2	1:58.828	4:00.289
11	1:56.270	21:46.546	6	2:03.302	12:53.425	3	2:07.972	6:08.261
12	1:56.071	23:42.617	7	2:02.916	14:56.341	4	1:58.449	8:06.710
13	1:56.016	25:38.633	8	2:03.531	16:59.872	5	1:57.486	10:04.196
N°15 AVILA CORTES JULEN			9	2:01.820	19:01.692	6	1:56.612	12:00.808
1	2:43.626	2:14.420	10	2:01.812	21:03.504	7	1:57.352	13:58.160
2	2:05.598	4:20.018	11	2:02.662	23:06.166	N°39 SULLIVAN ERROL		
3	2:02.503	6:22.521	12	2:02.744	25:08.910	1	3:01.274	2:16.175
4	2:00.174	8:22.695	13	2:04.079	27:12.989	N°42 MOREIRA NASCIMENTO DIOGO		
5	1:59.867	10:22.562	N°26 FINN JONATHAN			1	2:52.116	2:11.966
6	2:00.150	12:22.712	1	3:00.099	2:20.582	2	2:02.851	4:14.817
7	1:59.323	14:22.035	2	2:18.578	4:39.160	3	2:02.071	6:16.888
8	1:59.666	16:21.701	3	2:07.265	6:46.425	4	2:01.509	8:18.397
9	1:58.278	18:19.979	4	2:07.856	8:54.281	5	2:02.010	10:20.407
10	1:57.973	20:17.952	5	2:07.166	11:01.447	6	2:00.993	12:21.400
11	1:58.354	22:16.306	6	2:05.599	13:07.046	7	2:00.929	14:22.329
12	1:58.816	24:15.122	7	2:06.521	15:13.567	8	2:01.112	16:23.441
13	1:57.863	26:12.985	8	2:06.959	17:20.526	9	1:59.109	18:22.550
N°17 MUÑOZ FERNANDEZ DANIEL			9	2:11.046	19:31.572	10	1:59.772	20:22.322
1	2:51.977	2:18.690	10	2:11.130	21:42.702	11	1:59.363	22:21.685
			11	2:12.897	23:55.599			

85 GP / Moto 4

CARRERA 2 (R2)

Análisis

Vueltas	Tiempo por vuelta	Tiempo	Vueltas	Tiempo por vuelta	Tiempo	Vueltas	Tiempo por vuelta	Tiempo	Vueltas	Tiempo por vuelta	Tiempo
12	2:02.949	24:24.634	8	2:00.891	16:22.322	2	2:02.914	4:40.049	3	2:01.613	6:41.662
13	2:06.079	26:30.713	9	2:00.119	18:22.441	4	2:01.087	8:42.749	4	2:01.087	8:42.749
Nº48 ORTOLA DIEZ IVAN			10	1:59.169	20:21.610	5	1:59.923	10:42.672	5	1:59.923	10:42.672
1	3:04.981	2:06.512	11	1:58.169	22:19.779	6	1:59.134	12:41.806	6	1:59.134	12:41.806
2	2:01.934	4:08.446	12	1:58.569	24:18.348	7	1:58.749	14:40.555	7	1:58.749	14:40.555
3	2:02.182	6:10.628	13	1:58.097	26:16.445	8	1:59.288	16:39.843	8	1:59.288	16:39.843
4	1:59.758	8:10.386	Nº64 MUÑOZ RODRIGUEZ DAVID			9	1:59.513	18:39.356	9	1:59.513	18:39.356
5	1:58.743	10:09.129	1	2:45.595	2:02.758	10	1:58.622	20:37.978	10	1:58.622	20:37.978
6	1:58.324	12:07.453	Nº69 RUDA COMINO MARCOS			11	1:58.440	22:36.418	11	1:58.440	22:36.418
7	1:58.889	14:06.342	1	2:39.309	2:00.905	12	1:59.573	24:35.991	12	1:59.573	24:35.991
8	2:02.043	16:08.385	2	1:58.169	3:59.074	13	1:59.087	26:35.078	13	1:59.087	26:35.078
9	2:01.353	18:09.738	3	2:09.439	6:08.513	Nº80 ALONSO GOMEZ DAVID					
10	1:59.656	20:09.394	4	1:58.322	8:06.835	1		6:25.402	2	2:42.615	9:08.017
11	2:00.824	22:10.218	5	1:56.589	10:03.424	3	2:36.520	11:44.537	3	2:36.520	11:44.537
12	2:00.699	24:10.917	6	1:55.654	11:59.078	4	2:38.430	14:22.967	4	2:38.430	14:22.967
13	2:01.887	26:12.804	7	1:56.961	13:56.039	5	2:34.736	16:57.703	5	2:34.736	16:57.703
Nº53 BULIK MICHAL			8	1:55.514	15:51.553	6	2:32.537	19:30.240	6	2:32.537	19:30.240
1	2:53.769	2:20.180	9	1:55.921	17:47.474	7	2:31.421	22:01.661	7	2:31.421	22:01.661
2	2:17.849	4:38.029	10	1:56.478	19:43.952	8	2:33.353	24:35.014	8	2:33.353	24:35.014
3	2:08.186	6:46.215	11	1:56.519	21:40.471	9	2:40.745	27:15.759	9	2:40.745	27:15.759
4	2:07.829	8:54.044	12	1:56.150	23:36.621	Nº86 MAYOR FRANCES MARIO					
5	2:05.740	10:59.784	13	1:55.791	25:32.412	1	3:06.633	2:07.670	1	3:06.633	2:07.670
6	2:05.548	13:05.332	Nº70 WHATLEY JOSHUA			2	2:02.932	4:10.602	2	2:02.932	4:10.602
7	2:05.846	15:11.178	1	2:47.015	2:08.304	3	2:03.591	6:14.193	3	2:03.591	6:14.193
8	2:05.232	17:16.410	2	2:02.121	4:10.425	Nº89 URIARTE RODRIGUEZ MARCOS					
9	2:05.352	19:21.762	3	2:00.449	6:10.874	1	3:09.968	2:04.738	1	3:09.968	2:04.738
10	2:04.649	21:26.411	4	1:58.843	8:09.717	2	2:01.069	4:05.807	2	2:01.069	4:05.807
11	2:04.286	23:30.697	5	1:56.880	10:06.597	3	2:04.492	6:10.299	3	2:04.492	6:10.299
12	2:05.572	25:36.269	6	1:56.610	12:03.207	4	1:59.381	8:09.680	4	1:59.381	8:09.680
Nº54 ALDEGUER MENGUAL FERMIN			7	1:57.055	14:00.262	5	1:58.484	10:08.164	5	1:58.484	10:08.164
1	2:42.240	2:06.588	8	1:56.302	15:56.564	6	1:58.704	12:06.868	6	1:58.704	12:06.868
2	2:00.014	4:06.602	9	1:56.803	17:53.367	7	1:59.437	14:06.305	7	1:59.437	14:06.305
3	2:04.664	6:11.266	10	1:57.174	19:50.541	8	2:02.277	16:08.582	8	2:02.277	16:08.582
4	1:59.141	8:10.407	11	1:56.326	21:46.867	9	2:01.202	18:09.784	9	2:01.202	18:09.784
5	1:59.372	10:09.779	12	1:55.811	23:42.678	10	1:59.498	20:09.282	10	1:59.498	20:09.282
6	1:58.807	12:08.586	13	1:56.356	25:39.034	11	2:00.819	22:10.101	11	2:00.819	22:10.101
7	2:00.239	14:08.825	Nº72 ALMONACIL CARRERO OSCAR			12	2:00.712	24:10.813	12	2:00.712	24:10.813
8	2:03.211	16:12.036	1	2:46.305	2:04.555	13	2:02.087	26:12.900	13	2:02.087	26:12.900
9	2:02.156	18:14.192	2	2:00.910	4:05.465	Nº95 RUEDA RUIZ JOSE ANTONIO					
10	2:01.601	20:15.793	3	2:04.259	6:09.724	1	3:03.277	2:15.047	1	3:03.277	2:15.047
11	2:01.037	22:16.830	4	1:58.756	8:08.480	2	2:04.292	4:19.339	2	2:04.292	4:19.339
12	2:00.504	24:17.334	5	1:57.540	10:06.020	3	2:00.883	6:20.222	3	2:00.883	6:20.222
13	2:01.270	26:18.604	6	1:57.101	12:03.121	4	2:01.418	8:21.640	4	2:01.418	8:21.640
Nº59 PLANQUES GABIN			7	1:57.341	14:00.462	5	2:00.500	10:22.140	5	2:00.500	10:22.140
1	2:49.073	2:13.025	8	1:56.857	15:57.319	6	2:00.372	12:22.512	6	2:00.372	12:22.512
2	2:02.987	4:16.012	9	1:56.752	17:54.071	7	1:59.954	14:22.466	7	1:59.954	14:22.466
3	2:01.363	6:17.375	10	1:57.003	19:51.074	8	2:00.557	16:23.023	8	2:00.557	16:23.023
4	2:01.155	8:18.530	11	1:56.882	21:47.956	9	1:59.307	18:22.330	9	1:59.307	18:22.330
5	2:01.441	10:19.971	12	1:56.857	23:44.813	10	1:58.893	20:21.223	10	1:58.893	20:21.223
6	2:01.206	12:21.177	Nº74 SAKO DAIJIRO								
7	2:00.254	14:21.431	1		2:37.135						



85 GP / Moto 4

CARRERA 2 (R2)

Análisis

Vueltas	Tiempo por vuelta	Tiempo
11	1:58.294	22:19.517
12	1:58.944	24:18.461
Nº96 LANDERS ROCCO		
1	2:59.038	2:12.414




85 GP / Moto 4

CARRERA 2 (R2) Parrilla de Salida

Documento 7 OFICIAL

11	87 MONLLAU BEDOS ARNAU 16:00.040		
10	42 MOREIRA NASCIMENTO DIOGO 2:02.345	39 SULLIVAN ERROL 2:02.923	26 FINN JONATHAN 2:05.304
9	7 HONZAK ONDREJ 1:59.121	95 RUEDA RUIZ JOSE ANTONIO 2:00.689	96 LANDERS ROCCO 2:01.486
8	24 MARTIN CLANCHET GERARD 1:58.195	59 PLANQUES GABIN 1:58.356	53 BULIK MICHAL 1:58.544
7	10 CRUCES SERRANO ADRIAN 1:56.819	22 MILLAN GRACIA HUGO 1:56.951	54 ALDEGUER MENGUAL FERMIN 1:57.869
6	29 LUQUE OLIVERO FERNANDO 1:56.485	80 ALONSO GOMEZ DAVID 1:56.546	49 GARCIA GONZALEZ JULIO 1:56.723
5	48 ORTOLA DIEZ IVAN 1:55.338	86 MAYOR FRANCES MARIO 1:55.541	89 URIARTE RODRIGUEZ MARCOS 1:55.593
4	74 SAKO DAIJIRO 1:55.009	70 WHATLEY JOSHUA 1:55.120	13 TAPIA HORCAS MARCO 1:55.248
3	15 AVILA CORTES JULEN 1:54.280	72 ALMONACIL CARRERO OSCAR 1:54.553	9 HEINRICH FREDDIE 1:54.589
2	4 FERNANDEZ ROBLIEDILLO ERIC 1:53.474	17 MUÑOZ FERNANDEZ DANIEL 1:53.610	31 GARCIA TINOCO ROBERTO 1:53.707
1	64 MUÑOZ RODRIGUEZ DAVID 1:53.261	37 SANCHEZ QUESADA MAX 1:53.288	69 RUDA COMINO MARCOS 1:53.317

POLE POSITION



Salida : 04/06 - 11:00 13 Total = 48,659 Km

CAMPEONATO DE ESPAÑA VELOCIDAD 03-04/06/2017

Página 1 / 1

Apex Timing

Féminas

CRONO 1 (Q1) Resultados

Documento 1

Pos.	Nº	Piloto	M. Vuelta	Dif.	Interv.	Total	Marca	Clase
1	46	RUIZ VIDAL FRANCISCA	1:42.535			15	YAMAHA	Open600
2	58	MARTINEZ HERNANDEZ LAURA	1:43.608	1.073	1.073	14	YAMAHA	Open600
3	77	SIBAJA MORENO ANDREA	1:46.772	4.237	3.164	14	KAWASAKI	Open600
4	8	MEDVEDEVA MARIA	1:46.823	4.288	0.051	15	YAMAHA	Open600
5	19	JUARRANZ CHAMARRO MA CRISTINA	1:47.380	4.845	0.557	14		Open1000
6	23	CHAVES SORIA NOELIA	1:48.205	5.670	0.825	12	YAMAHA	Open600
7	93	TOMAS PEREZ MARTA	1:50.143	7.608	1.938	14	HONDA	Open600
8	13	COLLADO FLORENCIO RAQUEL	1:54.372	11.837	4.229	11	KAWASAKI	Open600
9	26	CALERO SANCHEZ MARIA	1:55.633	13.098	1.261	13	SUZUKI	Open1000
10	20	VILLA MURCIEGO PATRICIA	1:55.840	13.305	0.207	14		Open1000
11	43	BENEIT MO ANNA	1:57.346	14.811	1.506	13	HONDA	Open600
12	22	FERNANDEZ GIMENEZ CARLOTA M.	1:57.857	15.322	0.511	13	HONDA	Open600
13	54	OLIVA OLMOS YASMINA	1:58.286	15.751	0.429	12	YAMAHA	Open600

Tiempo Inicio : 03/06 - 10:50:05

M. Vuelta : Nº46 RUIZ VIDAL FRANCISCA 1:42.535 131,41 Km/h

CAMPEONATO DE ESPAÑA VELOCIDAD 03-04/06/2017

Página 1 / 1

Apex Timing 

Féminas

CRONO 1 (Q1) Análisis

Vueltas	Tiempo por vuelta	Tiempo	Vueltas	Tiempo por vuelta	Tiempo	Vueltas	Tiempo por vuelta	Tiempo
Nº8 MEDVEDEVA MARIA			8	2:01.110	18:54.364	3	2:02.541	11:42.945
1	2:02.236	5:04.592	9	1:58.797	20:53.161	4	2:01.084	13:44.029
2	1:58.372	7:02.964	10	1:58.191	22:51.352	5	1:59.892	15:43.921
3	1:56.955	8:59.919	11	1:58.699	24:50.051	6	1:59.820	17:43.741
4	1:56.948	10:56.867	12	1:57.500	26:47.551	7	2:00.112	19:43.853
5	1:57.001	12:53.868	13	1:57.677	28:45.228	8	1:58.339	21:42.192
6	1:54.413	14:48.281	14	1:55.840	30:41.068	9	1:57.526	23:39.718
7	1:53.503	16:41.784	Nº22 FERNANDEZ GIMENEZ CARLOTA M.			10	1:57.346	25:37.064
8	1:50.874	18:32.658	1	2:00.991	5:11.730	11	1:57.404	27:34.468
9	1:50.432	20:23.090	2	1:59.825	7:11.555	12	1:58.081	29:32.549
10	1:50.335	22:13.425	3	1:59.847	9:11.402	13	1:57.682	31:30.231
11	1:48.432	24:01.857	4	2:00.385	11:11.787	Nº46 RUIZ VIDAL FRANCISCA		
12	1:47.490	25:49.347	5	2:00.087	13:11.874	1	2:03.121	4:59.888
13	1:46.823	27:36.170	6	2:00.109	15:11.983	2	1:56.044	6:55.932
14	1:48.007	29:24.177	7	1:57.857	17:09.840	3	1:52.889	8:48.821
15	1:46.908	31:11.085	8	IN	19:09.840	4	1:49.180	10:38.001
Nº13 COLLADO FLORENCIO RAQUEL			9	3:01.257	22:20.831	5	1:47.322	12:25.323
1	1:59.113	7:17.325	10	1:59.534	24:20.365	6	1:45.858	14:11.181
2	1:57.600	9:14.925	11	2:01.110	26:21.475	7	IN	16:02.831
3	IN	11:17.817	12	1:58.145	28:19.620	8	3:23.157	19:25.988
4	4:11.838	15:29.655	13	IN	30:27.468	9	1:46.657	21:12.645
5	1:55.747	17:25.402	Nº23 CHAVES SORIA NOELIA			10	1:45.246	22:57.891
6	1:55.850	19:21.252	1	1:57.538	9:32.754	11	1:45.922	24:43.813
7	1:57.416	21:18.668	2	1:53.531	11:26.285	12	1:43.599	26:27.412
8	1:55.234	23:13.902	3	1:51.670	13:17.955	13	1:44.002	28:11.414
9	1:54.372	25:08.274	4	1:50.721	15:08.676	14	1:44.171	29:55.585
10	IN	27:10.662	5	1:50.091	16:58.767	15	1:42.535	31:38.120
11	3:27.866	30:38.528	6	1:50.681	18:49.448	Nº54 OLIVA OLMOS YASMINA		
Nº19 JUARRANZ CHAMARRO MA CRISTINA			7	1:49.037	20:38.485	1	2:10.993	4:44.961
1	2:20.657	5:03.722	8	1:48.628	22:27.113	2	2:05.243	6:50.204
2	1:59.425	7:03.147	9	1:49.623	24:16.736	3	2:04.050	8:54.254
3	1:59.617	9:02.764	10	1:48.457	26:05.193	4	2:04.658	10:58.912
4	1:56.061	10:58.825	11	1:48.205	27:53.398	5	2:03.700	13:02.612
5	1:54.945	12:53.770	12	IN	30:07.643	6	2:02.717	15:05.329
6	1:52.663	14:46.433	Nº26 CALERO SANCHEZ MARIA			7	2:02.652	17:07.981
7	1:51.065	16:37.498	1	2:20.825	6:03.397	8	2:03.162	19:11.143
8	1:49.865	18:27.363	2	2:17.828	8:21.225	9	IN	21:23.693
9	1:49.149	20:16.512	3	2:11.809	10:33.034	10	4:56.236	26:19.929
10	1:48.966	22:05.478	4	2:08.798	12:41.832	11	1:58.286	28:18.215
11	1:47.380	23:52.858	5	2:06.103	14:47.935	12	1:59.824	30:18.039
12	IN	25:52.620	6	2:04.612	16:52.547	Nº58 MARTINEZ HERNANDEZ LAURA		
13	2:57.086	28:49.706	7	2:01.377	18:53.924	1	1:56.194	5:23.216
14	1:56.152	30:45.858	8	1:58.733	20:52.657	2	1:52.013	7:15.229
Nº20 VILLA MURCIEGO PATRICIA			9	1:58.344	22:51.001	3	1:50.156	9:05.385
1	2:09.597	4:43.559	10	1:57.499	24:48.500	4	1:51.373	10:56.758
2	2:02.843	6:46.402	11	1:56.215	26:44.715	5	1:49.365	12:46.123
3	2:02.305	8:48.707	12	1:55.633	28:40.348	6	1:47.197	14:33.320
4	2:03.515	10:52.222	13	1:57.520	30:37.868	7	1:45.595	16:18.915
5	2:03.315	12:55.537	Nº43 BENEIT MO ANNA			8	1:45.614	18:04.529
6	1:59.600	14:55.137	1	2:10.327	7:35.816	9	1:44.690	19:49.219
7	1:58.117	16:53.254	2	2:04.588	9:40.404	10	IN	21:46.210
						11	3:57.293	25:43.503

Féminas

CRONO 1 (Q1) Análisis

Vueltas	Tiempo por vuelta	Tiempo
12	1:45.112	27:28.615
13	1:43.608	29:12.223
14	1:43.749	30:55.972

Nº77 SIBAJA MORENO ANDREA

1	1:59.444	4:38.114
2	1:54.628	6:32.742
3	1:51.834	8:24.576
4	1:51.867	10:16.443
5	1:51.766	12:08.209
6	1:48.190	13:56.399
7	1:47.383	15:43.782
8	1:48.165	17:31.947
9	IN	2:02.564
10	4:37.701	24:12.212
11	1:48.930	26:01.142
12	1:46.772	27:47.914
13	1:46.799	29:34.713
14	IN	2:05.944

Nº93 TOMAS PEREZ MARTA

1	2:01.442	6:24.532
2	1:56.510	8:21.042
3	1:53.852	10:14.894
4	1:53.175	12:08.069
5	1:52.526	14:00.595
6	1:51.898	15:52.493
7	1:51.576	17:44.069
8	1:51.705	19:35.774
9	1:51.126	21:26.900
10	1:51.094	23:17.994
11	1:50.577	25:08.571
12	1:51.038	26:59.609
13	1:50.143	28:49.752
14	1:50.831	30:40.583

Féminas

CRONO 2 (Q2) Resultados

Documento 2

Pos.	Nº	Piloto	M. Vuelta	Dif.	Interv.	Total	Marca	Clase
1	77	SIBAJA MORENO ANDREA	1:50.813			13	KAWASAKI	Open600
2	46	RUIZ VIDAL FRANCISCA	1:51.200	0.387	0.387	13	YAMAHA	Open600
3	58	MARTINEZ HERNANDEZ LAURA	1:53.337	2.524	2.137	12	YAMAHA	Open600
4	19	JUARRANZ CHAMARRO MA CRISTINA	1:55.222	4.409	1.885	12		Open1000
5	8	MEDVEDEVA MARIA	1:56.379	5.566	1.157	14	YAMAHA	Open600
6	23	CHAVES SORIA NOELIA	1:58.170	7.357	1.791	7	YAMAHA	Open600
7	13	COLLADO FLORENCIO RAQUEL	2:03.001	12.188	4.831	7	KAWASAKI	Open600
8	54	OLIVA OLMOS YASMINA	2:06.329	15.516	3.328	11	YAMAHA	Open600
9	26	CALERO SANCHEZ MARIA	2:10.783	19.970	4.454	8	SUZUKI	Open1000
10	20	VILLA MURCIEGO PATRICIA	2:11.230	20.417	0.447	7		Open1000
11	22	FERNANDEZ GIMENEZ CARLOTA M.	2:16.350	25.537	5.120	4	HONDA	Open600
12	43	BENEIT MO ANNA	2:16.397	25.584	0.047	6	HONDA	Open600
No Clasificados								
	93	TOMAS PEREZ MARTA					HONDA	Open600

Tiempo Inicio : 03/06 - 14:30:01

M. Vuelta : N°77 SIBAJA MORENO ANDREA 1:50.813 121,59 Km/h
 Evento Grabado : N°46 RUIZ VIDAL FRANCISCA 1:42.535 131,41 Km/h

Féminas

CRONO 2 (Q2) Análisis

Valor informativo. No Oficial

Vueltas	Tiempo por vuelta	Tiempo	Vueltas	Tiempo por vuelta	Tiempo	Vueltas	Tiempo por vuelta	Tiempo
N°8 MEDVEDEVA MARIA			2	2:03.948	6:40.826	3	1:55.254	8:30.609
1	2:02.270	4:58.833	3	IN	8:47.481	4	1:54.841	10:25.450
2	2:00.137	6:58.970	4		12:45.272	5	1:53.337	12:18.787
3	1:57.588	8:56.558	5		14:43.442	6	IN	14:22.103
4	1:57.977	10:54.535	6		16:44.359	7		17:22.414
5	1:57.888	12:52.423	7	IN	19:05.196	8		19:19.445
6	1:57.848	14:50.271	N°26 CALERO SANCHEZ MARIA			9		21:13.614
7	1:57.803	16:48.074	1	IN	5:28.366	10		23:07.869
8	1:57.431	18:45.505	2		9:38.924	11		25:01.669
9	1:57.332	20:42.837	3		11:52.919	12	IN	27:17.671
10	1:56.589	22:39.426	4	IN	14:09.530	N°77 SIBAJA MORENO ANDREA		
11	1:56.584	24:36.010	5		17:54.434	1	1:57.861	4:46.831
12	1:56.379	26:32.389	6		20:05.217	2	1:55.988	6:42.819
13	IN	28:36.852	7		22:16.143	3	1:53.873	8:36.692
14	2:30.810	31:07.662	8	IN	24:29.600	4	IN	10:41.527
N°13 COLLADO FLORENCIO RAQUEL			N°43 BENEIT MO ANNA			5		14:17.851
1	2:14.676	13:11.639	1	IN	2:35.473	6		16:10.163
2	2:12.367	15:24.006	2		3:37.906	7		18:03.417
3	2:06.300	17:30.306	3		4:40.880	8	IN	20:04.195
4	2:04.103	19:34.409	4		5:44.800	9		22:08.182
5	IN	21:49.549	5		6:48.717	10		24:12.298
6		23:36.890	6		7:53.648	11		26:16.298
7	2:03.001	31:39.891	7		8:58.580	12		28:07.568
N°19 JUARRANZ CHAMARRO MA CRISTINA			N°46 RUIZ VIDAL FRANCISCA			13		31:49.319
1	2:00.705	4:51.882	1	IN	2:10.198	1		5:01.525
2	1:59.696	6:51.578	2		3:06.722	2		8:08.247
3	1:58.291	8:49.869	3		4:03.644	3		10:09.611
4	IN	10:56.629	4		5:00.566	4		12:09.385
5		13:59.953	5		5:57.488	5		14:06.081
6		15:58.478	6	IN	6:54.407	6		16:09.850
7	1:57.348	17:55.826	7		7:51.329	7		19:43.254
8	1:58.059	19:53.885	8		8:48.251	8		21:38.741
9	1:55.789	21:49.674	9		9:45.173	9		23:31.604
10	1:56.870	23:46.544	10		10:42.125	10		25:23.926
11	1:55.222	25:41.766	11		11:39.077	11		27:15.126
12	IN	27:58.424	12		12:36.029	12		29:06.368
N°20 VILLA MURCIEGO PATRICIA			N°54 OLIVA OLMOS YASMINA			13		30:58.937
1	2:26.459	17:06.883	1		2:14.510	1		5:59.301
2	2:16.887	19:23.770	2		3:12.315	2		8:11.616
3	2:13.790	21:37.560	3	IN	4:10.384	3		10:34.000
4	2:11.625	23:49.185	4		5:08.467	4		15:14.467
5	2:20.670	26:09.855	5		6:06.956	5		17:22.563
6	2:11.230	28:21.085	6		7:05.451	6		19:30.658
7	2:13.212	30:34.297	7	IN	8:04.346	7		21:48.916
N°22 FERNANDEZ GIMENEZ CARLOTA M.			8		9:03.241	8		25:20.786
1	2:16.350	23:59.149	9		10:02.136	9		27:27.389
2	2:18.711	26:17.860	10		11:01.031	10		29:33.718
3	2:16.740	28:34.600	11		12:00.926	11		31:40.539
4	2:18.250	30:52.850	N°58 MARTINEZ HERNANDEZ LAURA			1		4:37.382
N°23 CHAVES SORIA NOELIA			2		5:36.277	2		6:35.355
1	2:09.251	4:36.878						

Féminas

FUSION CRONOS (FQ) Resultados

Documento 3

Pos.	Nº	Piloto	Q1	Q2	Tiempo	Dif.	Total
1	46	RUIZ VIDAL FRANCISCA	1:42.535	1:51.200	1:42.535		28
2	58	MARTINEZ HERNANDEZ LAURA	1:43.608	1:53.337	1:43.608	1.073	26
3	77	SIBAJA MORENO ANDREA	1:46.772	1:50.813	1:46.772	4.237	27
4	8	MEDVEDEVA MARIA	1:46.823	1:56.379	1:46.823	4.288	29
5	19	JUARRANZ CHAMARRO MA CRISTINA	1:47.380	1:55.222	1:47.380	4.845	26
6	23	CHAVES SORIA NOELIA	1:48.205	1:58.170	1:48.205	5.670	19
7	93	TOMAS PEREZ MARTA	1:50.143	Sin Tiempo	1:50.143	7.608	14
8	13	COLLADO FLORENCIO RAQUEL	1:54.372	2:03.001	1:54.372	11.837	18
9	26	CALERO SANCHEZ MARIA	1:55.633	2:10.783	1:55.633	13.098	21
10	20	VILLA MURCIEGO PATRICIA	1:55.840	2:11.230	1:55.840	13.305	21
11	43	BENEIT MO ANNA	1:57.346	2:16.397	1:57.346	14.811	19
12	22	FERNANDEZ GIMENEZ CARLOTA M.	1:57.857	2:16.350	1:57.857	15.322	17
13	54	OLIVA OLMOS YASMINA	1:58.286	2:06.329	1:58.286	15.751	23

Féminas

CARRERA 1 (R1) Resultados

Documento 6

Pos.	Nº	Piloto	Nacionalidad	Total	Dif.	Interv.	M. Vuelta	Clase	Tiempo
1	77	SIBAJA MORENO ANDREA		14			1:52.418	Open600	26:56.694
2	58	MARTINEZ HERNANDEZ LAURA		14	45.262	45.262	1:56.096	Open600	27:41.956
3	46	RUIZ VIDAL FRANCISCA		14	1:02.460	17.198	1:56.693	Open600	27:59.154
4	93	TOMAS PEREZ MARTA		14	1:59.645	57.185	2:01.922	Open600	28:56.339
5	19	JUARRANZ CHAMARRO MA CRISTINA		13	1 Vuelta	1 Vuelta	1:59.694	Open1000	28:04.190
6	23	CHAVES SORIA NOELIA		13	1 Vuelta	6.014	2:06.143	Open600	28:10.204
7	22	FERNANDEZ GIMENEZ CARLOTA M.		13	1 Vuelta	0.833	2:06.270	Open600	28:11.037
8	26	CALERO SANCHEZ MARIA		13	1 Vuelta	23.030	2:06.147	Open1000	28:34.067
9	54	OLIVA OLMOS YASMINA		13	1 Vuelta	15.786	2:07.006	Open600	28:49.853
10	20	VILLA MURCIEGO PATRICIA		12	2 Total	1 Vuelta	2:09.166	Open1000	27:10.791

No Clasificados

	13	COLLADO FLORENCIO RAQUEL		9	Retirado		2:06.041	Open600	19:39.492
	8	MEDVEDEVA MARIA			Sin Vuelta			Open600	
	43	BENEIT MO ANNA			DNS			Open600	

Lider : N°77 SIBAJA MORENO ANDREA (1-14)

Tiempo Inicio : 04/06 - 12:00:26

M. Vuelta : N°77 SIBAJA MORENO ANDREA 1:52.418 119,86 Km/h

Evento Grabado : N°46 RUIZ VIDAL FRANCISCA 1:42.535 131,41 Km/h

Féminas

CARRERA 1 (R1) Resultados

Documento 6

Pos.	Nº	Piloto	Nacionalidad	Total	Dif.	Interv.	M. Vuelta	Clase	Tiempo
Open1000									
1	19	JUARRANZ CHAMARRO MA CRISTINA	ESP	13			1:59.694	Open1000	28:04.190
2	26	CALERO SANCHEZ MARIA	ESP	13	29.877	29.877	2:06.147	Open1000	28:34.067
3	20	VILLA MURCIEGO PATRICIA	ESP	12	1 Vuelta	1 Vuelta	2:09.166	Open1000	27:10.791
Open600									
1	77	SIBAJA MORENO ANDREA	ESP	14			1:52.418	Open600	26:56.694
2	58	MARTINEZ HERNANDEZ LAURA	ESP	14	45.262	45.262	1:56.096	Open600	27:41.956
3	46	RUIZ VIDAL FRANCISCA	ESP	14	1:02.460	17.198	1:56.693	Open600	27:59.154
4	93	TOMAS PEREZ MARTA	ESP	14	1:59.645	57.185	2:01.922	Open600	28:56.339
5	23	CHAVES SORIA NOELIA	ESP	13	1 Vuelta	1 Vuelta	2:06.143	Open600	28:10.204
6	22	FERNANDEZ GIMENEZ CARLOTA M.	ESP	13	1 Vuelta	0.833	2:06.270	Open600	28:11.037
7	54	OLIVA OLMOS YASMINA	ESP	13	1 Vuelta	38.816	2:07.006	Open600	28:49.853
No Clasificados									
	13	COLLADO FLORENCIO RAQUEL	ESP	9	Retirado		2:06.041	Open600	19:39.492
	8	MEDVEDEVA MARIA	RUS		Sin Vuelta			Open600	
	43	BENEIT MO ANNA	ESP		DNS			Open600	

Lider : Nº77 SIBAJA MORENO ANDREA (1-14)

Tiempo Inicio : 04/06 - 12:00:26

M. Vuelta : Nº77 SIBAJA MORENO ANDREA 1:52.418 119,86 Km/h

Evento Grabado : Nº46 RUIZ VIDAL FRANCISCA 1:42.535 131,41 Km/h

Féminas

CARRERA 1 (R1) Vuelta a vuelta

	1	2	3	4	5	6	7	8	9	10	11	12	13
Vuelta 1 Intervalo	77	58 4.3	93 1.1	46 3.4	19 1.7	23 8.1	26 2.2	22 0.3	13 0.3	54 0.5	20 6.8		
Vuelta 2	77	58 4.6	93 8.7	46 0.5	19 4.2	23 16.7	22 0.2	13 1.3	26 6.9	54 0.2	20 6.9		
Vuelta 3	77	58 3.1	46 12.8	93 2.3	19 4.5	13 27.0	22 0.3	23 1.0	26 9.8	54 1.5	20 7.1		
Vuelta 4	77	58 2.4	46 17.7	93 4.7	19 2.5	22 37.2	13 0.5	23 1.1	26 12.0	54 1.6	20 10.3		
Vuelta 5	77	58 7.4	46 20.8	93 6.8	19 0.5	22 43.3	13 2.4	23 1.7	26 14.0	54 3.7	20 13.2		
Vuelta 6	77	58 13.2	46 23.3	19 9.0	93 0.0	22 49.9	13 0.8	23 2.8	26 17.0	54 6.9	20 16.1		
Vuelta 7	77	58 18.3	46 20.8	93 14.1	22 55.4	13 1.4	23 1.3	26 22.5	19 1.0	54 5.6	20 19.2		
Vuelta 8	77	58 23.7	46 19.8	93 17.8	22 1:00	13 1.1	23 0.7	19 22.7	26 1.3	54 8.5	20 23.5		
Vuelta 9	77	58 28.7	46 16.9	93 23.0	22 1:04	13 0.4	23 0.8	19 17.2	26 8.5	54 11.7	20 21.5		
Vuelta 10	77	58 31.7	46 17.6	93 31.3	23 1:09	22 1.0	19 7.1	26 16.9	54 13.5	20 22.1			
Vuelta 11	77	58 35.9	46 17.8	93 40.2	23 1:09	22 0.6	19 0.4	26 23.1	54 14.2	20 25.0			
Vuelta 12	77	58 39.4	46 17.4	93 45.3	19 1:10	23 3.5	22 1.4	26 23.1	54 14.9	20 27.9			
Vuelta 13	77	58 43.0	46 18.0	93 50.9	19 1:10	23 6.0	22 0.8	26 23.0	54 15.7				
Vuelta 14	77	58 45.2	46 17.1	93 57.1									

Féminas

CARRERA 1 (R1) Análisis

Vueltas	Tiempo por vuelta	Tiempo	Vueltas	Tiempo por vuelta	Tiempo	Vueltas	Tiempo por vuelta	Tiempo
Nº13 COLLADO FLORENCIO RAQUEL			Nº23 CHAVES SORIA NOELIA			Nº58 MARTINEZ HERNANDEZ LAURA		
1	3:02.221	2:23.006	1	3:00.178	2:20.069	8	2:10.152	18:06.829
2	2:13.499	4:36.505	2	2:14.864	4:34.933	9	2:11.129	20:17.958
3	2:11.957	6:48.462	3	2:14.978	6:49.911	10	2:09.906	22:27.864
4	2:12.105	9:00.567	4	2:11.781	9:01.692	11	2:07.779	24:35.643
5	2:09.238	11:09.805	5	2:09.851	11:11.543	12	2:07.204	26:42.847
6	2:07.538	13:17.343	6	2:08.694	13:20.237	13	2:07.006	28:49.853
7	2:08.675	15:26.018	7	2:07.124	15:27.361	Nº58 MARTINEZ HERNANDEZ LAURA		
8	2:07.433	17:33.451	8	2:06.813	17:34.174	1	2:56.306	2:05.594
9	2:06.041	19:39.492	9	2:06.214	19:40.388	2	1:58.994	4:04.588
Nº19 JUARRANZ CHAMARRO MA CRISTINA			Nº26 CALERO SANCHEZ MARIA			Nº77 SIBAJA MORENO ANDREA		
1	3:01.934	2:11.944	10	2:08.694	21:49.082	4	1:56.096	7:57.785
2	2:06.217	4:18.161	11	2:08.114	23:57.196	5	1:58.051	9:55.836
3	2:03.263	6:21.424	12	2:06.143	26:03.339	6	1:58.232	11:54.068
4	2:01.346	8:22.770	13	2:06.865	28:10.204	7	1:59.966	13:54.034
5	2:01.313	10:24.083	Nº26 CALERO SANCHEZ MARIA			8	2:00.371	15:54.405
6	2:02.448	12:26.531	1	3:01.853	2:22.305	9	1:59.584	17:53.989
7	3:24.504	15:51.035	2	2:21.114	4:43.419	10	1:57.008	19:50.997
8	2:05.863	17:56.898	3	2:16.316	6:59.735	11	1:58.448	21:49.445
9	2:00.768	19:57.666	4	2:14.047	9:13.782	12	1:57.427	23:46.872
10	1:59.694	21:57.360	5	2:11.761	11:25.543	13	1:57.493	25:44.365
11	2:00.935	23:58.295	6	2:11.731	13:37.274	14	1:57.591	27:41.956
12	2:01.530	25:59.825	7	2:12.668	15:49.942	Nº77 SIBAJA MORENO ANDREA		
13	2:04.365	28:04.190	8	2:08.303	17:58.245	1	2:53.535	2:01.235
Nº20 VILLA MURCIEGO PATRICIA			Nº46 RUIZ VIDAL FRANCISCA			Nº93 TOMAS PEREZ MARTA		
1	3:18.698	2:30.395	9	2:07.980	20:06.225	2	1:58.692	3:59.927
2	2:20.249	4:50.644	10	2:08.089	22:14.314	3	1:58.642	5:58.569
3	2:17.755	7:08.399	11	2:07.094	24:21.408	4	1:56.807	7:55.376
4	2:17.364	9:25.763	12	2:06.512	26:27.920	5	1:53.022	9:48.398
5	2:16.714	11:42.477	13	2:06.147	28:34.067	6	1:52.418	11:40.816
6	2:17.821	14:00.298	Nº46 RUIZ VIDAL FRANCISCA			7	1:54.837	13:35.653
7	2:15.661	16:15.959	1	3:03.532	2:10.238	8	1:54.983	15:30.636
8	2:14.389	18:30.348	2	2:03.664	4:13.902	9	1:54.633	17:25.269
9	2:09.166	20:39.514	3	2:00.633	6:14.535	10	1:53.999	19:19.268
10	2:10.512	22:50.026	4	2:01.019	8:15.554	11	1:54.213	21:13.481
11	2:10.704	25:00.730	5	2:01.115	10:16.669	12	1:53.903	23:07.384
12	2:10.061	27:10.791	6	2:00.772	12:17.441	13	1:53.945	25:01.329
Nº22 FERNANDEZ GIMENEZ CARLOTA M.			Nº54 OLIVA OLMOS YASMINA			Nº93 TOMAS PEREZ MARTA		
1	2:59.008	2:22.702	7	1:57.480	14:14.921	4	1:56.807	7:55.376
2	2:12.456	4:35.158	8	1:59.358	16:14.279	5	1:53.022	9:48.398
3	2:13.665	6:48.823	9	1:56.693	18:10.972	6	1:52.418	11:40.816
4	2:11.179	9:00.002	10	1:57.719	20:08.691	7	1:54.837	13:35.653
5	2:07.402	11:07.404	11	1:58.581	22:07.272	8	1:54.983	15:30.636
6	2:09.064	13:16.468	12	1:57.029	24:04.301	9	1:54.633	17:25.269
7	2:08.055	15:24.523	13	1:58.080	26:02.381	10	1:53.999	19:19.268
8	2:07.754	17:32.277	14	1:56.773	27:59.154	11	1:54.213	21:13.481
9	2:06.720	19:38.997	Nº54 OLIVA OLMOS YASMINA			12	1:53.903	23:07.384
10	2:11.179	21:50.176	1	2:58.699	2:23.575	13	1:53.945	25:01.329
11	2:07.718	23:57.894	2	2:20.079	4:43.654	14	1:55.365	26:56.694
12	2:06.873	26:04.767	3	2:17.588	7:01.242	Nº93 TOMAS PEREZ MARTA		
13	2:06.270	28:11.037	4	2:14.182	9:15.424	1	2:46.045	2:06.752
			5	2:13.832	11:29.256	2	2:06.621	4:13.373
			6	2:14.925	13:44.181	3	2:03.534	6:16.907
			7	2:12.496	15:56.677	4	2:03.360	8:20.267
						5	2:03.262	10:23.529
						6	2:03.027	12:26.556
						7	2:02.501	14:29.057
						8	2:03.031	16:32.088
						9	2:01.922	18:34.010
						10	2:06.023	20:40.033
						11	2:07.531	22:47.564
						12	2:02.067	24:49.631
						13	2:03.726	26:53.357
						14	2:02.982	28:56.339


Féminas

CARRERA 1 (R1) Parrilla de Salida

Documento 4 OFICIAL

5	54 OLIVA OLMOS YASMINA 1:58.286		
4	20 VILLA MURCIEGO PATRICIA 1:55.840	43 BENEIT MO ANNA 1:57.346	22 FERNANDEZ GIMENEZ CARLOTA M. 1:57.857
3	93 TOMAS PEREZ MARTA 1:50.143	13 COLLADO FLORENCIO RAQUEL 1:54.372	26 CALERO SANCHEZ MARIA 1:55.633
2	8 MEDVEDEVA MARIA 1:46.823	19 JUARRANZ CHAMARRO MA CRISTINA 1:47.380	23 CHAVES SORIA NOELIA 1:48.205
1	46 RUIZ VIDAL FRANCISCA 1:42.535	58 MARTINEZ HERNANDEZ LAURA 1:43.608	77 SIBAJA MORENO ANDREA 1:46.772

POLE POSITION



Salida : 04/06 - 12:00 14 Total = 52,402 Km

CAMPEONATO DE ESPAÑA VELOCIDAD 03-04/06/2017

Página 1 / 1

Apex Timing

Féminas

CARRERA 2 (R2) Resultados

Documento 7

Pos.	Nº	Piloto	Nacionalidad	Total	Dif.	Interv.	M. Vuelta	Clase	Tiempo
1	46	RUIZ VIDAL FRANCISCA		14			1:54.104	Open600	26:59.645
2	58	MARTINEZ HERNANDEZ LAURA		14	13.306	13.306	1:55.044	Open600	27:12.951
3	19	JUARRANZ CHAMARRO MA CRISTINA		14	1:37.319	1:24.013	2:00.666	Open1000	28:36.964
4	93	TOMAS PEREZ MARTA		14	1:39.514	2.195	1:58.281	Open600	28:39.159
5	23	CHAVES SORIA NOELIA		14	1:40.435	0.921	1:59.667	Open600	28:40.080
6	22	FERNANDEZ GIMENEZ CARLOTA M.		13	1 Vuelta	1 Vuelta	2:05.114	Open600	27:26.853
7	20	VILLA MURCIEGO PATRICIA		13	1 Vuelta	12.601	2:04.185	Open1000	27:39.454
8	26	CALERO SANCHEZ MARIA		13	1 Vuelta	22.715	2:07.126	Open1000	28:02.169
9	13	COLLADO FLORENCIO RAQUEL		13	1 Vuelta	3.546	2:07.575	Open600	28:05.715
10	54	OLIVA OLMOS YASMINA		13	1 Vuelta	25.223	2:08.159	Open600	28:30.938

No Clasificados

77	SIBAJA MORENO ANDREA			Sin Vuelta				Open600	
8	MEDVEDEVA MARIA			DNS				Open600	
43	BENEIT MO ANNA			DNS				Open600	

Lider : Nº46 RUIZ VIDAL FRANCISCA (1-14)

Tiempo Inicio : 04/06 - 15:59:20

M. Vuelta : Nº46 RUIZ VIDAL FRANCISCA 1:54.104 118,09 Km/h
 Evento Grabado : Nº46 RUIZ VIDAL FRANCISCA 1:42.535 131,41 Km/h

Féminas

CARRERA 2 (R2) Resultados

Documento 7

Pos.	Nº	Piloto	Nacionalidad	Total	Dif.	Interv.	M. Vuelta	Clase	Tiempo
Open1000									
1	19	JUARRANZ CHAMARRO MA CRISTINA	ESP	14			2:00.666	Open1000	28:36.964
2	20	VILLA MURCIEGO PATRICIA	ESP	13	1 Vuelta	1 Vuelta	2:04.185	Open1000	27:39.454
3	26	CALERO SANCHEZ MARIA	ESP	13	1 Vuelta	22.715	2:07.126	Open1000	28:02.169
Open600									
1	46	RUIZ VIDAL FRANCISCA	ESP	14			1:54.104	Open600	26:59.645
2	58	MARTINEZ HERNANDEZ LAURA	ESP	14	13.306	13.306	1:55.044	Open600	27:12.951
3	93	TOMAS PEREZ MARTA	ESP	14	1:39.514	1:26.208	1:58.281	Open600	28:39.159
4	23	CHAVES SORIA NOELIA	ESP	14	1:40.435	0.921	1:59.667	Open600	28:40.080
5	22	FERNANDEZ GIMENEZ CARLOTA M.	ESP	13	1 Vuelta	1 Vuelta	2:05.114	Open600	27:26.853
6	13	COLLADO FLORENCIO RAQUEL	ESP	13	1 Vuelta	38.862	2:07.575	Open600	28:05.715
7	54	OLIVA OLMOS YASMINA	ESP	13	1 Vuelta	25.223	2:08.159	Open600	28:30.938
No Clasificados									
	77	SIBAJA MORENO ANDREA	ESP		Sin Vuelta			Open600	
	8	MEDVEDEVA MARIA	RUS		DNS			Open600	
	43	BENEIT MO ANNA	ESP		DNS			Open600	

Lider : Nº46 RUIZ VIDAL FRANCISCA (1-14)

Tiempo Inicio : 04/06 - 15:59:20

M. Vuelta : Nº46 RUIZ VIDAL FRANCISCA 1:54.104 118,09 Km/h

Evento Grabado : Nº46 RUIZ VIDAL FRANCISCA 1:42.535 131,41 Km/h

Féminas

CARRERA 2 (R2) Vuelta a vuelta

	1	2	3	4	5	6	7	8	9	10	11	12	13
Vuelta 1 <small>Intervalo</small>	46	58 0.3	23 8.4	19 0.4	22 2.1	26 3.4	93 0.2	20 0.2	54 1.5	13 0.6			
Vuelta 2	46	58 0.6	19 16.8	23 0.9	22 4.5	93 1.1	26 6.1	20 0.2	13 1.3	54 0.9			
Vuelta 3	46	58 1.4	19 25.2	23 1.3	22 7.1	93 0.7	26 10.9	20 0.1	13 1.4	54 0.3			
Vuelta 4	46	58 2.5	19 32.3	23 2.3	22 9.6	93 0.3	26 13.3	20 0.3	13 1.6	54 2.6			
Vuelta 5	46	58 3.3	19 37.8	23 4.4	93 12.5	22 1.4	20 10.7	26 4.6	13 2.6	54 2.5			
Vuelta 6	46	58 4.2	19 43.8	23 5.5	93 13.0	22 4.0	20 9.7	26 10.3	13 0.5	54 3.9			
Vuelta 7	46	58 5.7	19 49.8	23 4.9	93 13.8	22 7.0	20 8.8	26 15.6	13 0.6	54 2.4			
Vuelta 8	46	58 7.0	19 55.6	23 4.6	93 12.3	22 12.9	20 10.3	26 16.9	13 0.3	54 4.9			
Vuelta 9	46	58 5.4	19 1.01	23 6.2	93 8.6	22 19.0	20 8.5	26 21.2	13 0.7	54 9.0			
Vuelta 10	46	58 4.9	19 1.06	23 8.6	93 4.4	22 25.9	20 9.0	26 22.2	13 0.8	54 13.6			
Vuelta 11	46	58 3.3	19 1:13	23 7.6	93 2.6	22 31.7	20 10.7	26 22.9	13 0.4	54 20.1			
Vuelta 12	46	58 3.7	19 1:19	23 6.1	93 1.3	22 39.0	20 12.0	26 22.3	13 0.8	54 24.4			
Vuelta 13	46	58 6.7	19 1:23	23 4.6	93 0.4	22 45.9	20 12.6	26 22.7	13 3.5	54 25.2			
Vuelta 14	46	58 13.3	19 1:24	93 2.1	23 0.9								

Féminas

CARRERA 2 (R2) Análisis

Vueltas	Tiempo por vuelta	Tiempo	Vueltas	Tiempo por vuelta	Tiempo	Vueltas	Tiempo por vuelta	Tiempo
Nº13 COLLADO FLORENCIO RAQUEL			8	2:05.830	16:55.449	Nº54 OLIVA OLMOS YASMINA		
1	2:47.874	2:17.879	9	2:05.963	19:01.412	1	2:44.157	2:17.276
2	2:10.296	4:28.175	10	2:06.731	21:08.143	2	2:11.891	4:29.167
3	2:11.336	6:39.511	11	2:05.700	23:13.843	3	2:10.667	6:39.834
4	2:08.195	8:47.706	12	2:06.462	25:20.305	4	2:10.543	8:50.377
5	2:09.653	10:57.359	13	2:06.548	27:26.853	5	2:09.498	10:59.875
6	2:07.821	13:05.180	Nº23 CHAVES SORIA NOELIA			6	2:09.234	13:09.109
7	2:09.598	15:14.778	1	2:43.505	2:09.310	7	2:08.159	15:17.268
8	2:08.278	17:23.056	2	2:05.481	4:14.791	8	2:10.689	17:27.957
9	2:08.934	19:31.990	3	2:04.224	6:19.015	9	2:13.117	19:41.074
10	2:08.369	21:40.359	4	2:03.387	8:22.402	10	2:12.984	21:54.058
11	2:07.598	23:47.957	5	2:02.846	10:25.248	11	2:14.045	24:08.103
12	2:07.575	25:55.532	6	2:02.208	12:27.456	12	2:11.907	26:20.010
13	2:10.183	28:05.715	7	2:01.192	14:28.648	13	2:10.928	28:30.938
Nº19 JUARRANZ CHAMARRO MA CRISTINA			8	2:01.544	16:30.192	Nº58 MARTINEZ HERNANDEZ LAURA		
1	2:45.261	2:09.744	9	2:03.487	18:33.679	1	2:34.780	2:00.881
2	2:04.146	4:13.890	10	2:04.090	20:37.769	2	1:56.141	3:57.022
3	2:03.767	6:17.657	11	2:01.725	22:39.494	3	1:55.370	5:52.392
4	2:02.433	8:20.090	12	2:00.404	24:39.898	4	1:55.373	7:47.765
5	2:00.666	10:20.756	13	2:00.515	26:40.413	5	1:55.171	9:42.936
6	2:01.163	12:21.919	14	1:59.667	28:40.080	6	1:55.174	11:38.110
7	2:01.756	14:23.675	Nº26 CALERO SANCHEZ MARIA			7	1:55.695	13:33.805
8	2:01.827	16:25.502	1	2:47.247	2:15.314	8	1:56.058	15:29.863
9	2:01.896	18:27.398	2	2:11.267	4:26.581	9	1:56.279	17:26.142
10	2:01.672	20:29.070	3	2:11.256	6:37.837	10	1:56.736	19:22.878
11	2:02.793	22:31.863	4	2:08.222	8:46.059	11	1:55.044	21:17.922
12	2:01.927	24:33.790	5	2:08.688	10:54.747	12	1:56.440	23:14.362
13	2:01.948	26:35.738	6	2:09.876	13:04.623	13	1:57.972	25:12.334
14	2:01.226	28:36.964	7	2:09.525	15:14.148	14	2:00.617	27:12.951
Nº20 VILLA MURCIEGO PATRICIA			8	2:08.557	17:22.705	Nº93 TOMAS PEREZ MARTA		
1	2:40.097	2:15.771	9	2:08.544	19:31.249	1	2:43.633	2:15.517
2	2:11.070	4:26.841	10	2:08.220	21:39.469	2	2:04.935	4:20.452
3	2:11.191	6:38.032	11	2:08.061	23:47.530	3	2:06.440	6:26.892
4	2:07.676	8:45.708	12	2:07.126	25:54.656	4	2:05.454	8:32.346
5	2:04.379	10:50.087	13	2:07.513	28:02.169	5	2:05.496	10:37.842
6	2:04.185	12:54.272	Nº46 RUIZ VIDAL FRANCISCA			6	2:02.645	12:40.487
7	2:04.192	14:58.464	1	2:45.004	2:00.572	7	2:02.037	14:42.524
8	2:07.321	17:05.785	2	1:55.752	3:56.324	8	1:59.969	16:42.493
9	2:04.219	19:10.004	3	1:54.644	5:50.968	9	1:59.840	18:42.333
10	2:07.181	21:17.185	4	1:54.205	7:45.173	10	1:59.897	20:42.230
11	2:07.400	23:24.585	5	1:54.402	9:39.575	11	1:59.892	22:42.122
12	2:07.742	25:32.327	6	1:54.293	11:33.868	12	1:59.174	24:41.296
13	2:07.127	27:39.454	7	1:54.235	13:28.103	13	1:59.582	26:40.878
Nº22 FERNANDEZ GIMENEZ CARLOTA M.			8	1:54.715	15:22.818	14	1:58.281	28:39.159
1	2:33.941	2:11.911	9	1:57.826	17:20.644			
2	2:07.407	4:19.318	10	1:57.287	19:17.931			
3	2:06.845	6:26.163	11	1:56.679	21:14.610			
4	2:05.881	8:32.044	12	1:56.012	23:10.622			
5	2:07.260	10:39.304	13	1:54.919	25:05.541			
6	2:05.201	12:44.505	14	1:54.104	26:59.645			
7	2:05.114	14:49.619						


Féminas

CARRERA 2 (R2) Parrilla de Salida

Sujeto a escrutinio & investigaciones deportivas

5	54 OLIVA OLMOS YASMINA 1:58.286		
4	20 VILLA MURCIEGO PATRICIA 1:55.840	43 BENEIT MO ANNA 1:57.346	22 FERNANDEZ GIMENEZ CARLOTA M. 1:57.857
3	93 TOMAS PEREZ MARTA 1:50.143	13 COLLADO FLORENCIO RAQUEL 1:54.372	26 CALERO SANCHEZ MARIA 1:55.633
2	8 MEDVEDEVA MARIA 1:46.823	19 JUARRANZ CHAMARRO MA CRISTINA 1:47.380	23 CHAVES SORIA NOELIA 1:48.205
1	46 RUIZ VIDAL FRANCISCA 1:42.535	58 MARTINEZ HERNANDEZ LAURA 1:43.608	77 SIBAJA MORENO ANDREA 1:46.772

POLE POSITION



Salida : 04/06 - 16:00 14 Total = 52,402 Km

CAMPEONATO DE ESPAÑA VELOCIDAD 03-04/06/2017

Página 1 / 1

Apex Timing