

Circuito del Jarama
RFME YOUTH RIDERS CUP & WOMEN'S OPEN CUP
2º Entrenamiento

Resultados

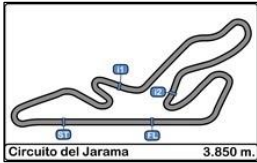
20/05/2017

| Ord. | Nº | Piloto | Nac. | Marca | Clase | Cla. | N.V. | V.R. | Tiempo | Dif. 1º | Dif. Ant. | Km/h |
|------|----|----------------------------------|------|--------|-------|------|------|------|----------|---------|-----------|---------|
| 1 | 26 | IÑIGUEZ GUZMAN, ADAM | Esp | YAMAHA | YRC | 1º | 11 | 4 | 1'53.618 | | | 121.988 |
| 2 | 33 | NUÑEZ ROLDAN, OSCAR | Esp | YAMAHA | YRC | 2º | 11 | 10 | 1'54.646 | 1"028 | 1"028 | 120.894 |
| 3 | 13 | LUJAN SOTO, MARIO | Esp | YAMAHA | YRC | 3º | 12 | 9 | 1'54.715 | 1"097 | 0"069 | 120.821 |
| 4 | 10 | ORRADRE ABAD, UNAI | Esp | YAMAHA | YRC | 4º | 8 | 4 | 1'55.214 | 1"596 | 0"499 | 120.298 |
| 5 | 16 | DOMINGUEZ CRESPO, ANDRES | Esp | YAMAHA | YRC | 5º | 11 | 8 | 1'55.338 | 1"720 | 0"124 | 120.169 |
| 6 | 53 | GONZALEZ ZUDAIRE, DANIEL | Esp | YAMAHA | YRC | 6º | 4 | 4 | 1'55.503 | 1"885 | 0"165 | 119.997 |
| 7 | 57 | VERA BARRALLO, IKER | Esp | YAMAHA | YRC | 7º | 11 | 10 | 1'56.115 | 2"497 | 0"612 | 119.364 |
| 8 | 27 | PEREZ VIADEL, ALEX | Esp | YAMAHA | YRC | 8º | 11 | 9 | 1'56.145 | 2"527 | 0"030 | 119.334 |
| 9 | 82 | LLABRES MASSANET, NURIA | Esp | YAMAHA | WOC | 1º | 11 | 6 | 1'56.167 | 2"549 | 0"022 | 119.311 |
| 10 | 46 | BARRIENTOS ANDRES, MARCOS | Esp | YAMAHA | YRC | 9º | 11 | 6 | 1'57.163 | 3"545 | 0"996 | 118.297 |
| 11 | 99 | DURA CALVET, SERGI | Esp | YAMAHA | YRC | 10º | 11 | 5 | 1'57.403 | 3"785 | 0"240 | 118.055 |
| 12 | 21 | MONTERO HUERTA, EDUARDO | Esp | YAMAHA | YRC | 11º | 11 | 9 | 2'01.575 | 7"957 | 4"172 | 114.004 |
| 13 | 77 | AVALOS RAMIREZ, DESIREE | Esp | YAMAHA | WOC | 2º | 11 | 4 | 2'01.848 | 8"230 | 0"273 | 113.748 |
| 14 | 72 | FERNANDEZ ROSENDO, TANIA | Esp | YAMAHA | WOC | 3º | 11 | 10 | 2'03.532 | 9"914 | 1"684 | 112.198 |
| 15 | 48 | CUCCU, MICHELE | Ita | YAMAHA | YRC | 12º | 10 | 10 | 2'03.974 | 10"356 | 0"442 | 111.798 |
| 16 | 7 | DEZERO DA SILVA, LUCAS VINICIUS | Bra | YAMAHA | YRC | 13º | 8 | 7 | 2'06.516 | 12"898 | 2"542 | 109.551 |
| 17 | 22 | MACHUCA SASTRE, MARTA | Esp | YAMAHA | WOC | 4º | 10 | 7 | 2'06.679 | 13"061 | 0"163 | 109.410 |
| 18 | 3 | GOMEZ SANCHEZ, DANIEL | Esp | YAMAHA | YRC | 14º | 10 | 7 | 2'06.879 | 13"261 | 0"200 | 109.238 |
| 19 | 15 | DE LA FUENTE LUNA, SHEILA DEL C. | Esp | YAMAHA | WOC | 5º | 10 | 8 | 2'07.119 | 13"501 | 0"240 | 109.032 |
| 20 | 96 | GARCIA JIMENEZ, MARIA DEL MAR | Esp | YAMAHA | WOC | 6º | 9 | 5 | 2'12.141 | 18"523 | 5"022 | 104.888 |

Publicada a las:.....

Estado Pista **Seca**

| | | |
|-------------------------|-----------------------|---------------------|
| Comisarios Deportivos : | Director de Carrera : | Cronometrador : |
|-------------------------|-----------------------|---------------------|



Circuito del Jarama
RFME YOUTH RIDERS CUP & WOMEN'S OPEN CUP
2º Entrenamiento

TIEMPOS POR VUELTA

20/05/2017

| Numero | 3 | | | 7 | | | 10 | | | 13 | | | 15 | | |
|---------|-----------|-----------|-----------|-----------|-----------|-----------|-----------|-----------|-----------|-----------|-----------|-----------|-----------|-----------|-----------|
| | T. Vuelta | Parciales | Vel./Pil. | T. Vuelta | Parciales | Vel./Pil. | T. Vuelta | Parciales | Vel./Pil. | T. Vuelta | Parciales | Vel./Pil. | T. Vuelta | Parciales | Vel./Pil. |
| 1ª - 1 | 0'50.140 | 0'50.140 | 162.651 | 0'51.777 | 0'51.777 | 163.885 | 0'45.468 | 0'45.468 | 171.702 | 0'45.086 | 0'45.086 | 171.157 | 0'50.532 | 0'50.532 | 165.138 |
| 1ª - 2 | 1'34.750 | 0'44.610 | | 1'35.656 | 0'43.879 | | 1'24.414 | 0'38.946 | | 1'24.127 | 0'39.041 | | 1'36.035 | 0'45.503 | |
| 1ª - 3 | 2'10.541 | 0'35.791 | | 2'12.322 | 0'36.666 | | 1'56.381 | 0'31.967 | | 1'56.772 | 0'32.645 | | 2'12.177 | 0'36.142 | |
| 2ª - 1 | 0'48.952 | 0'48.952 | 164.635 | 0'50.634 | 0'50.634 | 164.635 | 0'44.970 | 0'44.970 | 177.340 | 0'44.642 | 0'44.642 | 172.524 | 0'49.533 | 0'49.533 | 165.899 |
| 2ª - 2 | 1'33.000 | 0'44.048 | | 1'33.709 | 0'43.075 | | 1'23.773 | 0'38.803 | | 1'23.539 | 0'38.897 | | 1'34.141 | 0'44.608 | |
| 2ª - 3 | 2'08.037 | 0'35.037 | | 2'09.993 | 0'36.284 | | 1'56.397 | 0'32.624 | | 1'55.732 | 0'32.193 | | 2'09.552 | 0'35.411 | |
| 3ª - 1 | 0'48.552 | 0'48.552 | 157.206 | 0'50.235 | 0'50.235 | 163.389 | 0'44.542 | 0'44.542 | 171.702 | 0'44.523 | 0'44.523 | 172.801 | 0'49.560 | 0'49.560 | 168.225 |
| 3ª - 2 | 1'32.253 | 0'43.701 | | 1'32.874 | 0'42.639 | | 1'23.144 | 0'38.602 | | 1'23.202 | 0'38.679 | | 1'33.351 | 0'43.791 | |
| 3ª - 3 | 2'07.677 | 0'35.424 | | 2'08.859 | 0'35.985 | | 1'55.214 | 0'32.070 | | 1'55.238 | 0'32.036 | | 2'08.584 | 0'35.233 | |
| 4ª - 1 | 0'49.375 | 0'49.375 | 161.195 | 0'49.787 | 0'49.787 | 162.896 | 0'44.535 | 0'44.535 | 171.975 | 0'44.620 | 0'44.620 | 172.249 | 0'49.503 | 0'49.503 | 161.920 |
| 4ª - 2 | 1'33.387 | 0'44.012 | | 1'31.846 | 0'42.059 | | 1'28.622 | 0'44.087 | | 1'23.150 | 0'38.530 | | 1'33.257 | 0'43.754 | |
| 4ª - 3 | 2'08.373 | 0'34.986 | | 2'07.434 | 0'35.588 | | 2'05.107 | 0'36.485 | | 1'55.412 | 0'32.262 | | 2'18.779 | 0'45.522 | PIT |
| 5ª - 1 | 0'48.593 | 0'48.593 | 152.113 | 0'50.157 | 0'50.157 | 165.391 | 0'44.808 | 0'44.808 | 174.758 | 0'44.424 | 0'44.424 | 175.325 | 1'12.212 | 1'12.212 | |
| 5ª - 2 | 1'32.125 | 0'43.532 | | 1'31.987 | 0'41.830 | | 1'23.220 | 0'38.412 | | 1'23.170 | 0'38.746 | | 1'58.914 | 0'46.702 | |
| 5ª - 3 | 2'07.258 | 0'35.133 | | 2'06.962 | 0'34.975 | | 1'55.424 | 0'32.204 | | 1'55.879 | 0'32.709 | | 2'34.564 | 0'35.650 | |
| 6ª - 1 | 0'49.178 | 0'49.178 | 158.358 | 0'49.113 | 0'49.113 | 165.645 | 0'45.749 | 0'45.749 | 176.183 | 0'44.719 | 0'44.719 | 173.355 | 0'48.298 | 0'48.298 | 166.667 |
| 6ª - 2 | 1'32.788 | 0'43.610 | | 1'31.156 | 0'42.043 | | 1'44.261 | 0'58.512 | | 1'23.756 | 0'39.037 | | 1'31.640 | 0'43.342 | |
| 6ª - 3 | 2'06.879 | 0'34.091 | | 2'06.516 | 0'35.360 | | 2'16.707 | 0'32.446 | | 1'55.820 | 0'32.064 | | 2'07.660 | 0'36.020 | |
| 7ª - 1 | 0'48.539 | 0'48.539 | 151.899 | 0'49.203 | 0'49.203 | 164.886 | 0'44.286 | 0'44.286 | 178.218 | 0'44.658 | 0'44.658 | 173.914 | 0'48.458 | 0'48.458 | 164.134 |
| 7ª - 2 | 1'32.790 | 0'44.251 | | 1'35.530 | 0'46.327 | | 3'57.200 | 3'12.914 | | 1'26.015 | 0'41.357 | | 1'32.160 | 0'43.702 | |
| 7ª - 3 | 2'07.370 | 0'34.580 | | 2'23.292 | 0'47.762 | PIT | 5'23.426 | 1'26.226 | PIT | 1'58.135 | 0'32.120 | | 2'07.119 | 0'34.959 | |
| 8ª - 1 | 0'48.322 | 0'48.322 | 154.728 | | | | | | | 0'44.626 | 0'44.626 | 172.524 | 0'48.996 | 0'48.996 | 158.824 |
| 8ª - 2 | 1'32.666 | 0'44.344 | | | | | | | | 1'23.128 | 0'38.502 | | 1'32.458 | 0'43.462 | |
| 8ª - 3 | 2'07.849 | 0'35.183 | | | | | | | | 1'54.715 | 0'31.587 | | 2'07.898 | 0'35.440 | |
| 9ª - 1 | 0'55.751 | 0'55.751 | 156.977 | | | | | | | 0'47.854 | 0'47.854 | 178.513 | 0'58.516 | 0'58.516 | 136.021 |
| 9ª - 2 | 1'46.911 | 0'51.160 | | | | | | | | 1'29.035 | 0'41.181 | | 1'54.840 | 0'56.324 | |
| 9ª - 3 | 2'41.132 | 0'54.221 | PIT | | | | | | | 2'01.410 | 0'32.375 | | 2'50.573 | 0'55.733 | PIT |
| 10ª - 1 | | | | | | | | | | 0'44.427 | 0'44.427 | 176.183 | | | |
| 10ª - 2 | | | | | | | | | | 1'22.836 | 0'38.409 | | | | |
| 10ª - 3 | | | | | | | | | | 1'55.092 | 0'32.256 | | | | |
| 11ª - 1 | | | | | | | | | | 0'49.232 | 0'49.232 | 148.352 | | | |
| 11ª - 2 | | | | | | | | | | 1'28.169 | 0'38.937 | | | | |
| 11ª - 3 | | | | | | | | | | 2'13.654 | 0'45.485 | PIT | | | |

| Vuelta Ideal | |
|--------------|----------|
| 0'48.322 | 0'48.322 |
| 1'31.854 | 0'43.532 |
| 2'05.945 | 0'34.091 |

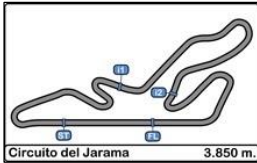
| Vuelta Ideal | |
|--------------|----------|
| 0'49.113 | 0'49.113 |
| 1'30.943 | 0'41.830 |
| 2'05.918 | 0'34.975 |

| Vuelta Ideal | |
|--------------|----------|
| 0'44.286 | 0'44.286 |
| 1'22.698 | 0'38.412 |
| 1'54.665 | 0'31.967 |

| Vuelta Ideal | |
|--------------|----------|
| 0'44.424 | 0'44.424 |
| 1'22.833 | 0'38.409 |
| 1'54.420 | 0'31.587 |

| Vuelta Ideal | |
|--------------|----------|
| 0'48.298 | 0'48.298 |
| 1'31.640 | 0'43.342 |
| 2'06.599 | 0'34.959 |

| Vuelta Mas Rapida Ideal | |
|-------------------------|----------|
| 0'43.746 | 0'43.746 |
| 1'21.744 | 0'37.998 |
| 1'53.290 | 0'31.546 |



Circuito del Jarama
RFME YOUTH RIDERS CUP & WOMEN'S OPEN CUP
2º Entrenamiento

TIEMPOS POR VUELTA

20/05/2017

| Numero | 16 | | | 21 | | | 22 | | | 26 | | | 27 | | |
|---------|-----------|-----------|-----------|-----------|-----------|-----------|-----------|-----------|-----------|-----------|-----------|-----------|-----------|-----------|-----------|
| | T. Vuelta | Parciales | Vel./Pil. | T. Vuelta | Parciales | Vel./Pil. | T. Vuelta | Parciales | Vel./Pil. | T. Vuelta | Parciales | Vel./Pil. | T. Vuelta | Parciales | Vel./Pil. |
| 1ª - 1 | 0'46.422 | 0'46.422 | 173.077 | 0'48.469 | 0'48.469 | 167.963 | 0'52.274 | 0'52.274 | 164.384 | 0'45.213 | 0'45.213 | 171.429 | 0'45.277 | 0'45.277 | 176.760 |
| 1ª - 2 | 1'25.433 | 0'39.011 | | 1'30.606 | 0'42.137 | | 1'36.812 | 0'44.538 | | 1'23.929 | 0'38.716 | | 1'24.339 | 0'39.062 | |
| 1ª - 3 | 1'57.562 | 0'32.129 | | 2'04.926 | 0'34.320 | | 2'13.967 | 0'37.155 | | 1'55.990 | 0'32.061 | | 1'56.903 | 0'32.564 | |
| 2ª - 1 | 0'45.313 | 0'45.313 | 174.194 | 0'48.153 | 0'48.153 | 167.963 | 0'48.856 | 0'48.856 | 163.885 | 0'44.761 | 0'44.761 | 177.632 | 0'44.980 | 0'44.980 | 175.610 |
| 2ª - 2 | 1'24.020 | 0'38.707 | | 1'30.108 | 0'41.955 | | 1'32.122 | 0'43.266 | | 1'23.178 | 0'38.417 | | 1'24.259 | 0'39.279 | |
| 2ª - 3 | 1'55.955 | 0'31.935 | | 2'05.069 | 0'34.961 | | 2'07.641 | 0'35.519 | | 1'54.980 | 0'31.802 | | 1'56.474 | 0'32.215 | |
| 3ª - 1 | 0'44.819 | 0'44.819 | 177.632 | 0'47.860 | 0'47.860 | 167.702 | 0'49.317 | 0'49.317 | 167.442 | 0'43.746 | 0'43.746 | 175.041 | 0'44.835 | 0'44.835 | 180.905 |
| 3ª - 2 | 1'23.546 | 0'38.727 | | 1'29.554 | 0'41.694 | | 1'32.512 | 0'43.195 | | 1'22.072 | 0'38.326 | | 1'24.171 | 0'39.336 | |
| 3ª - 3 | 1'55.454 | 0'31.908 | | 2'03.747 | 0'34.193 | | 2'07.849 | 0'35.337 | | 1'53.618 | 0'31.546 | | 1'56.506 | 0'32.335 | |
| 4ª - 1 | 0'45.495 | 0'45.495 | 174.475 | 0'47.662 | 0'47.662 | 164.635 | 0'49.749 | 0'49.749 | 166.154 | 0'44.022 | 0'44.022 | 180.602 | 0'45.715 | 0'45.715 | 174.194 |
| 4ª - 2 | 1'24.625 | 0'39.130 | | 1'29.223 | 0'41.561 | | 1'33.635 | 0'43.886 | | 1'23.007 | 0'38.985 | | 1'25.133 | 0'39.418 | |
| 4ª - 3 | 1'57.041 | 0'32.416 | | 2'03.178 | 0'33.955 | | 2'10.086 | 0'36.451 | | 1'56.379 | 0'33.372 | | 1'57.645 | 0'32.512 | |
| 5ª - 1 | 0'46.024 | 0'46.024 | 171.702 | 0'47.842 | 0'47.842 | 166.667 | 0'49.355 | 0'49.355 | 167.702 | 0'44.334 | 0'44.334 | 173.914 | 0'45.574 | 0'45.574 | 172.801 |
| 5ª - 2 | 1'25.094 | 0'39.070 | | 1'29.134 | 0'41.292 | | 1'33.091 | 0'43.736 | | 1'23.324 | 0'38.990 | | 1'24.623 | 0'39.049 | |
| 5ª - 3 | 1'57.348 | 0'32.254 | | 2'02.826 | 0'33.692 | | 2'08.063 | 0'34.972 | | 1'55.543 | 0'32.219 | | 1'56.965 | 0'32.342 | |
| 6ª - 1 | 0'48.369 | 0'48.369 | 176.760 | 0'47.467 | 0'47.467 | 167.442 | 0'48.990 | 0'48.990 | 166.154 | 0'47.653 | 0'47.653 | 168.750 | 0'45.271 | 0'45.271 | 174.475 |
| 6ª - 2 | 1'42.209 | 0'53.840 | | 1'28.364 | 0'40.897 | | 1'31.907 | 0'42.917 | | 1'27.684 | 0'40.031 | | 1'26.329 | 0'41.058 | |
| 6ª - 3 | 2'14.795 | 0'32.586 | | 2'02.254 | 0'33.890 | | 2'06.679 | 0'34.772 | | 2'10.837 | 0'43.153 | PIT | 2'10.074 | 0'43.745 | PIT |
| 7ª - 1 | 0'45.010 | 0'45.010 | 176.760 | 0'47.622 | 0'47.622 | 167.442 | 0'49.303 | 0'49.303 | 167.963 | 2'10.988 | 2'10.988 | | 2'04.109 | 2'04.109 | |
| 7ª - 2 | 1'23.432 | 0'38.422 | | 1'28.846 | 0'41.224 | | 1'32.172 | 0'42.869 | | 2'50.822 | 0'39.834 | | 2'43.685 | 0'39.576 | |
| 7ª - 3 | 1'55.338 | 0'31.906 | | 2'02.598 | 0'33.752 | | 2'07.827 | 0'35.655 | | 3'23.537 | 0'32.715 | | 3'16.014 | 0'32.329 | |
| 8ª - 1 | 0'44.755 | 0'44.755 | 178.218 | 0'47.261 | 0'47.261 | 168.487 | 0'49.817 | 0'49.817 | 163.885 | 0'45.009 | 0'45.009 | 170.887 | 0'45.314 | 0'45.314 | 175.610 |
| 8ª - 2 | 1'24.588 | 0'39.833 | | 1'27.998 | 0'40.737 | | 1'33.951 | 0'44.134 | | 1'23.829 | 0'38.820 | | 1'24.082 | 0'38.768 | |
| 8ª - 3 | 1'56.588 | 0'32.000 | | 2'01.575 | 0'33.577 | | 2'09.090 | 0'35.139 | | 1'55.776 | 0'31.947 | | 1'56.145 | 0'32.063 | |
| 9ª - 1 | 0'44.700 | 0'44.700 | 177.340 | 0'46.975 | 0'46.975 | 173.077 | 1'01.878 | 1'01.878 | 169.015 | 0'45.049 | 0'45.049 | 171.975 | 0'45.092 | 0'45.092 | 178.808 |
| 9ª - 2 | 1'23.346 | 0'38.646 | | 1'28.164 | 0'41.189 | | 2'01.112 | 0'59.234 | | 1'23.626 | 0'38.577 | | 1'23.917 | 0'38.825 | |
| 9ª - 3 | 1'55.619 | 0'32.273 | | 2'01.779 | 0'33.615 | | 3'04.728 | 1'03.616 | PIT | 1'55.838 | 0'32.212 | | 1'56.733 | 0'32.816 | |
| 10ª - 1 | 1'07.167 | 1'07.167 | 174.758 | 0'54.001 | 0'54.001 | 169.015 | | | | 0'51.538 | 0'51.538 | 157.435 | 0'48.791 | 0'48.791 | 172.249 |
| 10ª - 2 | 2'06.712 | 0'59.545 | | 1'40.304 | 0'46.303 | | | | | 1'31.754 | 0'40.216 | | 1'29.826 | 0'41.035 | |
| 10ª - 3 | 3'12.427 | 1'05.715 | PIT | 2'26.818 | 0'46.514 | PIT | | | | 2'17.440 | 0'45.686 | PIT | 2'15.178 | 0'45.352 | PIT |
| 11ª - 1 | | | | | | | | | | | | | | | |
| 11ª - 2 | | | | | | | | | | | | | | | |
| 11ª - 3 | | | | | | | | | | | | | | | |

| Vuelta Ideal | |
|--------------|----------|
| 0'44.700 | 0'44.700 |
| 1'23.122 | 0'38.422 |
| 1'55.028 | 0'31.906 |

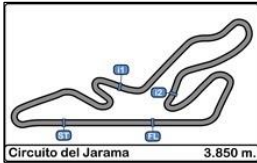
| Vuelta Ideal | |
|--------------|----------|
| 0'46.975 | 0'46.975 |
| 1'27.712 | 0'40.737 |
| 2'01.289 | 0'33.577 |

| Vuelta Ideal | |
|--------------|----------|
| 0'48.856 | 0'48.856 |
| 1'31.725 | 0'42.869 |
| 2'06.497 | 0'34.772 |

| Vuelta Ideal | |
|--------------|----------|
| 0'43.746 | 0'43.746 |
| 1'22.072 | 0'38.326 |
| 1'53.618 | 0'31.546 |

| Vuelta Ideal | |
|--------------|----------|
| 0'44.835 | 0'44.835 |
| 1'23.603 | 0'38.768 |
| 1'55.666 | 0'32.063 |

| Vuelta Mas Rapida Ideal | |
|-------------------------|----------|
| 0'43.746 | 0'43.746 |
| 1'21.744 | 0'37.998 |
| 1'53.290 | 0'31.546 |



Circuito del Jarama

RFME YOUTH RIDERS CUP & WOMEN'S OPEN CUP

2º Entrenamiento

TIEMPOS POR VUELTA

20/05/2017

| Numero | 33 | | | 46 | | | 48 | | | 53 | | | 57 | | |
|---------|-----------|-----------|-----------|-----------|-----------|-----------|-----------|-----------|-----------|-----------|-----------|-----------|-----------|-----------|-----------|
| | T. Vuelta | Parciales | Vel./Pil. | T. Vuelta | Parciales | Vel./Pil. | T. Vuelta | Parciales | Vel./Pil. | T. Vuelta | Parciales | Vel./Pil. | T. Vuelta | Parciales | Vel./Pil. |
| 1ª - 1 | 0'45.700 | 0'45.700 | 174.758 | 0'46.163 | 0'46.163 | 176.471 | 0'48.051 | 0'48.051 | 165.138 | 0'45.526 | 0'45.526 | 167.702 | 0'46.092 | 0'46.092 | 177.925 |
| 1ª - 2 | 1'24.715 | 0'39.015 | | 1'25.645 | 0'39.482 | | 1'30.031 | 0'41.980 | | 1'24.866 | 0'39.340 | | 1'25.706 | 0'39.614 | |
| 1ª - 3 | 1'56.981 | 0'32.266 | | 1'58.490 | 0'32.845 | | 2'05.408 | 0'35.377 | | 1'57.549 | 0'32.683 | | 1'58.596 | 0'32.890 | |
| 2ª - 1 | 0'45.069 | 0'45.069 | 173.355 | 0'45.303 | 0'45.303 | 171.157 | 0'47.633 | 0'47.633 | 165.138 | 0'46.033 | 0'46.033 | 168.751 | 0'45.177 | 0'45.177 | 175.041 |
| 2ª - 2 | 1'23.741 | 0'38.672 | | 1'24.615 | 0'39.312 | | 1'30.087 | 0'42.454 | | 1'25.073 | 0'39.040 | | 1'24.420 | 0'39.243 | |
| 2ª - 3 | 1'55.768 | 0'32.027 | | 1'57.718 | 0'33.103 | | 2'05.010 | 0'34.923 | | 1'57.507 | 0'32.434 | | 1'57.447 | 0'33.027 | |
| 3ª - 1 | 0'44.676 | 0'44.676 | 175.041 | 0'45.352 | 0'45.352 | 171.702 | 0'47.409 | 0'47.409 | 165.899 | 0'44.500 | 0'44.500 | 174.475 | 0'45.475 | 0'45.475 | 173.077 |
| 3ª - 2 | 1'23.532 | 0'38.856 | | 1'25.232 | 0'39.880 | | 1'29.581 | 0'42.172 | | 1'23.378 | 0'38.878 | | 1'24.275 | 0'38.800 | |
| 3ª - 3 | 1'55.731 | 0'32.199 | | 1'57.815 | 0'32.583 | | 2'04.778 | 0'35.197 | | 1'55.503 | 0'32.125 | | 1'56.664 | 0'32.389 | |
| 4ª - 1 | 0'46.250 | 0'46.250 | 171.702 | 0'45.821 | 0'45.821 | 175.610 | 0'48.635 | 0'48.635 | 164.886 | | | 172.524 | 0'45.467 | 0'45.467 | 175.896 |
| 4ª - 2 | 1'25.543 | 0'39.293 | | 1'24.986 | 0'39.165 | | 1'31.222 | 0'42.587 | | | | | 1'24.609 | 0'39.142 | |
| 4ª - 3 | 1'58.145 | 0'32.602 | | 1'57.484 | 0'32.498 | | 2'06.026 | 0'34.804 | | | | | 1'57.371 | 0'32.762 | |
| 5ª - 1 | 0'51.475 | 0'51.475 | 168.750 | 0'45.757 | 0'45.757 | 175.325 | 0'48.291 | 0'48.291 | 163.142 | | | | 0'53.697 | 0'53.697 | 176.760 |
| 5ª - 2 | 1'30.578 | 0'39.103 | | 1'24.767 | 0'39.010 | | 1'30.489 | 0'42.198 | | | | | 1'37.212 | 0'43.515 | |
| 5ª - 3 | 2'02.776 | 0'32.198 | | 1'57.163 | 0'32.396 | | 2'05.296 | 0'34.807 | | | | | 2'10.084 | 0'32.872 | |
| 6ª - 1 | 0'45.229 | 0'45.229 | 174.194 | 0'45.322 | 0'45.322 | 175.896 | 0'48.640 | 0'48.640 | 166.667 | | | | 0'45.365 | 0'45.365 | 173.914 |
| 6ª - 2 | 1'35.414 | 0'50.185 | | 1'26.228 | 0'40.906 | | 1'30.666 | 0'42.026 | | | | | 1'24.920 | 0'39.555 | |
| 6ª - 3 | 2'07.740 | 0'32.326 | | 1'59.135 | 0'32.907 | | 2'05.449 | 0'34.783 | | | | | 1'58.011 | 0'33.091 | |
| 7ª - 1 | 0'45.008 | 0'45.008 | 173.914 | 0'45.938 | 0'45.938 | 168.225 | 0'47.621 | 0'47.621 | 165.391 | | | | 0'45.562 | 0'45.562 | 176.760 |
| 7ª - 2 | 1'23.523 | 0'38.515 | | 1'25.584 | 0'39.646 | | 1'30.244 | 0'42.623 | | | | | 1'25.239 | 0'39.677 | |
| 7ª - 3 | 1'55.266 | 0'31.743 | | 1'58.353 | 0'32.769 | | 2'04.956 | 0'34.712 | | | | | 1'57.943 | 0'32.704 | |
| 8ª - 1 | 0'44.725 | 0'44.725 | 176.471 | 0'46.195 | 0'46.195 | 171.429 | 0'47.797 | 0'47.797 | 166.410 | | | | 0'45.161 | 0'45.161 | 175.041 |
| 8ª - 2 | 1'23.446 | 0'38.721 | | 1'25.879 | 0'39.684 | | 1'29.842 | 0'42.045 | | | | | 1'24.157 | 0'38.996 | |
| 8ª - 3 | 1'55.787 | 0'32.341 | | 1'58.971 | 0'33.092 | | 2'04.289 | 0'34.447 | | | | | 1'58.273 | 0'34.116 | |
| 9ª - 1 | 0'44.827 | 0'44.827 | 174.194 | 0'45.491 | 0'45.491 | 169.812 | 0'47.098 | 0'47.098 | 168.225 | | | | 0'45.147 | 0'45.147 | 173.914 |
| 9ª - 2 | 1'22.825 | 0'37.998 | | 1'24.758 | 0'39.267 | | 1'28.906 | 0'41.808 | | | | | 1'23.855 | 0'38.708 | |
| 9ª - 3 | 1'54.646 | 0'31.821 | | 1'57.441 | 0'32.683 | | 2'03.974 | 0'35.068 | | | | | 1'56.115 | 0'32.260 | |
| 10ª - 1 | 1'10.264 | 1'10.264 | 165.899 | 0'58.681 | 0'58.681 | 171.975 | 1'16.052 | 1'16.052 | 162.407 | | | | 0'56.006 | 0'56.006 | 181.209 |
| 10ª - 2 | 2'12.251 | 1'01.987 | | 1'51.377 | 0'52.696 | | 2'33.637 | 1'17.585 | | | | | 1'45.381 | 0'49.375 | |
| 10ª - 3 | 3'13.152 | 1'00.901 | PIT | 2'41.664 | 0'50.287 | PIT | | | | | | | 2'35.205 | 0'49.824 | PIT |
| 11ª - 1 | | | | | | | | | | | | | | | |
| 11ª - 2 | | | | | | | | | | | | | | | |
| 11ª - 3 | | | | | | | | | | | | | | | |

| Vuelta Ideal | |
|--------------|----------|
| 0'44.676 | 0'44.676 |
| 1'22.674 | 0'37.998 |
| 1'54.417 | 0'31.743 |

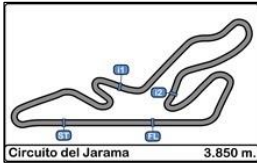
| Vuelta Ideal | |
|--------------|----------|
| 0'45.303 | 0'45.303 |
| 1'24.313 | 0'39.010 |
| 1'56.709 | 0'32.396 |

| Vuelta Ideal | |
|--------------|----------|
| 0'47.098 | 0'47.098 |
| 1'28.906 | 0'41.808 |
| 2'03.353 | 0'34.447 |

| Vuelta Ideal | |
|--------------|----------|
| 0'44.500 | 0'44.500 |
| 1'23.378 | 0'38.878 |
| 1'55.503 | 0'32.125 |

| Vuelta Ideal | |
|--------------|----------|
| 0'45.147 | 0'45.147 |
| 1'23.855 | 0'38.708 |
| 1'56.115 | 0'32.260 |

| Vuelta Mas Rapida Ideal | |
|-------------------------|----------|
| 0'43.746 | 0'43.746 |
| 1'21.744 | 0'37.998 |
| 1'53.290 | 0'31.546 |



Circuito del Jarama
RFME YOUTH RIDERS CUP & WOMEN'S OPEN CUP
2º Entrenamiento

TIEMPOS POR VUELTA

20/05/2017

| Numero | 72 | | | 77 | | | 82 | | | 96 | | | 99 | | |
|---------|-----------|-----------|-----------|-----------|-----------|-----------|-----------|-----------|-----------|-----------|-----------|-----------|-----------|-----------|-----------|
| | T. Vuelta | Parciales | Vel./Pil. | T. Vuelta | Parciales | Vel./Pil. | T. Vuelta | Parciales | Vel./Pil. | T. Vuelta | Parciales | Vel./Pil. | T. Vuelta | Parciales | Vel./Pil. |
| 1ª - 1 | 0'48.137 | 0'48.137 | 169.280 | 0'47.935 | 0'47.935 | 166.925 | 0'46.012 | 0'46.012 | 170.887 | 0'52.191 | 0'52.191 | 156.749 | 0'46.269 | 0'46.269 | 173.355 |
| 1ª - 2 | 1'30.851 | 0'42.714 | | 1'29.714 | 0'41.779 | | 1'25.615 | 0'39.603 | | 1'36.794 | 0'44.603 | | 1'25.737 | 0'39.468 | |
| 1ª - 3 | 2'05.971 | 0'35.120 | | 2'04.056 | 0'34.342 | | 1'58.456 | 0'32.841 | | 2'14.434 | 0'37.640 | | 1'58.710 | 0'32.973 | |
| 2ª - 1 | 0'47.791 | 0'47.791 | 170.347 | 0'47.089 | 0'47.089 | 167.702 | 0'45.383 | 0'45.383 | 170.617 | 0'51.661 | 0'51.661 | 150.628 | 0'46.173 | 0'46.173 | 173.077 |
| 2ª - 2 | 1'30.188 | 0'42.397 | | 1'28.047 | 0'40.958 | | 1'25.177 | 0'39.794 | | 1'35.853 | 0'44.192 | | 1'25.588 | 0'39.415 | |
| 2ª - 3 | 2'04.798 | 0'34.610 | | 2'02.522 | 0'34.475 | | 1'58.102 | 0'32.925 | | 2'13.322 | 0'37.469 | | 1'58.512 | 0'32.924 | |
| 3ª - 1 | 0'47.790 | 0'47.790 | 170.348 | 0'47.026 | 0'47.026 | 167.442 | 0'46.094 | 0'46.094 | 170.347 | 0'52.131 | 0'52.131 | 149.585 | 0'45.871 | 0'45.871 | 172.524 |
| 3ª - 2 | 1'30.025 | 0'42.235 | | 1'28.042 | 0'41.016 | | 1'25.331 | 0'39.237 | | 1'35.933 | 0'43.802 | | 1'25.348 | 0'39.477 | |
| 3ª - 3 | 2'04.862 | 0'34.837 | | 2'01.848 | 0'33.806 | | 1'57.697 | 0'32.366 | | 2'12.621 | 0'36.688 | | 1'57.974 | 0'32.626 | |
| 4ª - 1 | 0'48.762 | 0'48.762 | 166.925 | 0'48.477 | 0'48.477 | 166.667 | 0'47.479 | 0'47.479 | 174.194 | 0'51.367 | 0'51.367 | 153.192 | 0'45.763 | 0'45.763 | 176.471 |
| 4ª - 2 | 1'31.054 | 0'42.292 | | 1'30.154 | 0'41.677 | | 1'26.969 | 0'39.490 | | 1'35.375 | 0'44.008 | | 1'25.005 | 0'39.242 | |
| 4ª - 3 | 2'05.645 | 0'34.591 | | 2'04.590 | 0'34.436 | | 1'59.519 | 0'32.550 | | 2'12.141 | 0'36.766 | | 1'57.403 | 0'32.398 | |
| 5ª - 1 | 0'48.324 | 0'48.324 | 167.183 | 0'49.110 | 0'49.110 | 167.183 | 0'44.884 | 0'44.884 | 173.914 | 0'49.949 | 0'49.949 | 166.410 | 0'45.608 | 0'45.608 | 175.610 |
| 5ª - 2 | 1'30.344 | 0'42.020 | | 1'31.346 | 0'42.236 | | 1'23.864 | 0'38.980 | | 1'37.230 | 0'47.281 | | 1'24.735 | 0'39.127 | |
| 5ª - 3 | 2'04.925 | 0'34.581 | | 2'06.038 | 0'34.692 | | 1'56.167 | 0'32.303 | | 2'14.520 | 0'37.290 | | 1'57.535 | 0'32.800 | |
| 6ª - 1 | 0'47.898 | 0'47.898 | 169.545 | 0'47.222 | 0'47.222 | 167.442 | 0'44.950 | 0'44.950 | 173.914 | 0'51.086 | 0'51.086 | 156.070 | 0'45.531 | 0'45.531 | 175.041 |
| 6ª - 2 | 1'29.752 | 0'41.854 | | 1'27.968 | 0'40.746 | | 1'24.973 | 0'40.023 | | 1'38.186 | 0'47.100 | | 1'27.952 | 0'42.421 | |
| 6ª - 3 | 2'04.075 | 0'34.323 | | 2'02.559 | 0'34.591 | | 1'57.729 | 0'32.756 | | 2'26.910 | 0'48.724 | PIT | 2'01.024 | 0'33.072 | |
| 7ª - 1 | 0'48.016 | 0'48.016 | 167.963 | 0'47.433 | 0'47.433 | 168.225 | 0'46.188 | 0'46.188 | 170.887 | 3'04.587 | 3'04.587 | | 0'45.862 | 0'45.862 | 171.429 |
| 7ª - 2 | 1'32.258 | 0'44.242 | | 1'29.100 | 0'41.667 | | 1'27.685 | 0'41.497 | | 3'50.033 | 0'45.446 | | 1'25.273 | 0'39.411 | |
| 7ª - 3 | 2'06.787 | 0'34.529 | | 2'03.286 | 0'34.186 | | 2'00.494 | 0'32.809 | | 4'27.321 | 0'37.288 | | 1'57.779 | 0'32.506 | |
| 8ª - 1 | 0'48.351 | 0'48.351 | 169.015 | 0'47.692 | 0'47.692 | 167.702 | 0'46.032 | 0'46.032 | 170.617 | 0'54.737 | 0'54.737 | 154.286 | 0'46.063 | 0'46.063 | 173.634 |
| 8ª - 2 | 1'30.123 | 0'41.772 | | 1'28.154 | 0'40.462 | | 1'27.925 | 0'41.893 | | 1'44.458 | 0'49.721 | | 1'28.261 | 0'42.198 | |
| 8ª - 3 | 2'04.360 | 0'34.237 | | 2'03.389 | 0'35.235 | | 2'01.241 | 0'33.316 | | 2'37.997 | 0'53.539 | PIT | 2'01.281 | 0'33.020 | |
| 9ª - 1 | 0'47.678 | 0'47.678 | 169.812 | 0'47.876 | 0'47.876 | 166.925 | 0'45.497 | 0'45.497 | 170.079 | | | | 0'45.799 | 0'45.799 | 173.355 |
| 9ª - 2 | 1'29.504 | 0'41.826 | | 1'29.339 | 0'41.463 | | 1'24.934 | 0'39.437 | | | | | 1'25.206 | 0'39.407 | |
| 9ª - 3 | 2'03.532 | 0'34.028 | | 2'03.452 | 0'34.113 | | 1'57.502 | 0'32.568 | | | | | 1'57.982 | 0'32.776 | |
| 10ª - 1 | 0'56.777 | 0'56.777 | 147.139 | 0'50.519 | 0'50.519 | 171.157 | 1'10.257 | 1'10.257 | 165.138 | | | | 0'53.425 | 0'53.425 | 171.975 |
| 10ª - 2 | 1'50.535 | 0'53.758 | | 1'38.218 | 0'47.699 | | 2'12.033 | 1'01.776 | | | | | 1'36.520 | 0'43.095 | |
| 10ª - 3 | 2'43.896 | 0'53.361 | PIT | 2'31.159 | 0'52.941 | PIT | 3'15.908 | 1'03.875 | PIT | | | | 2'25.026 | 0'48.506 | PIT |
| 11ª - 1 | | | | | | | | | | | | | | | |
| 11ª - 2 | | | | | | | | | | | | | | | |
| 11ª - 3 | | | | | | | | | | | | | | | |

| Vuelta Ideal | |
|--------------|----------|
| 0'47.678 | 0'47.678 |
| 1'29.450 | 0'41.772 |
| 2'03.478 | 0'34.028 |

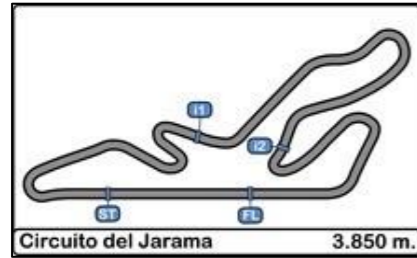
| Vuelta Ideal | |
|--------------|----------|
| 0'47.026 | 0'47.026 |
| 1'27.488 | 0'40.462 |
| 2'01.294 | 0'33.806 |

| Vuelta Ideal | |
|--------------|----------|
| 0'44.884 | 0'44.884 |
| 1'23.864 | 0'38.980 |
| 1'56.167 | 0'32.303 |

| Vuelta Ideal | |
|--------------|----------|
| 0'49.949 | 0'49.949 |
| 1'33.751 | 0'43.802 |
| 2'10.439 | 0'36.688 |

| Vuelta Ideal | |
|--------------|----------|
| 0'45.531 | 0'45.531 |
| 1'24.658 | 0'39.127 |
| 1'57.056 | 0'32.398 |

| Vuelta Mas Rapida Ideal | |
|-------------------------|----------|
| 0'43.746 | 0'43.746 |
| 1'21.744 | 0'37.998 |
| 1'53.290 | 0'31.546 |

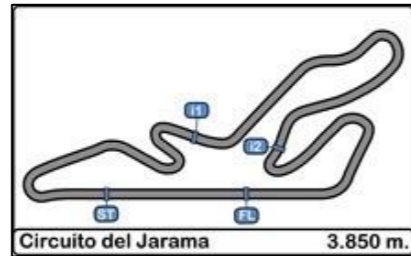


Circuito del Jarama
RFME YOUTH RIDERS CUP & WOMEN'S OPEN CUP
2º Entrenamiento

Resultados por sectores

20/05/2017

| Sector - 1 | | Sector - 2 | | Sector - 3 | | Vuelta Ideal vs Vuelta Rapida | | | | | |
|------------|-------------------------------------|------------|-------------------------------------|------------|-------------------------------------|-------------------------------|------|-------------------------------------|----------|-----------|------|
| Ord. | Nº Piloto | Tiempo | Nº Piloto | Tiempo | Nº Piloto | Tiempo | Ord. | Nº Piloto | V. Ideal | V. rapida | Ord. |
| 1 | 26 IÑIGUEZ GUZMAN, ADAM | 43.746 | 33 NUÑEZ ROLDAN, OSCAR | 37.998 | 26 IÑIGUEZ GUZMAN, ADAM | 31.546 | 1 | 26 IÑIGUEZ GUZMAN, ADAM | 1'53.618 | 1'53.618 | 1 |
| 2 | 10 ORRADRE ABAD, UNAI | 44.286 | 26 IÑIGUEZ GUZMAN, ADAM | 38.326 | 13 LUJAN SOTO, MARIO | 31.587 | 2 | 33 NUÑEZ ROLDAN, OSCAR | 1'54.417 | 1'54.646 | 2 |
| 3 | 13 LUJAN SOTO, MARIO | 44.424 | 13 LUJAN SOTO, MARIO | 38.409 | 33 NUÑEZ ROLDAN, OSCAR | 31.743 | 3 | 13 LUJAN SOTO, MARIO | 1'54.420 | 1'54.715 | 3 |
| 4 | 53 GONZALEZ ZUDAIRE, DANIEL | 44.500 | 10 ORRADRE ABAD, UNAI | 38.412 | 16 DOMINGUEZ CRESPO, ANDRES | 31.906 | 4 | 10 ORRADRE ABAD, UNAI | 1'54.665 | 1'55.214 | 4 |
| 5 | 33 NUÑEZ ROLDAN, OSCAR | 44.676 | 16 DOMINGUEZ CRESPO, ANDRES | 38.422 | 10 ORRADRE ABAD, UNAI | 31.967 | 5 | 16 DOMINGUEZ CRESPO, ANDRES | 1'55.028 | 1'55.338 | 5 |
| 6 | 16 DOMINGUEZ CRESPO, ANDRES | 44.700 | 57 VERA BARRALLO, IKER | 38.708 | 27 PEREZ VIADEL, ALEX | 32.063 | 6 | 53 GONZALEZ ZUDAIRE, DANIEL | 1'55.503 | 1'55.503 | 6 |
| 7 | 27 PEREZ VIADEL, ALEX | 44.835 | 27 PEREZ VIADEL, ALEX | 38.768 | 53 GONZALEZ ZUDAIRE, DANIEL | 32.125 | 7 | 27 PEREZ VIADEL, ALEX | 1'55.666 | 1'56.145 | 8 |
| 8 | 82 LLABRES MASSANET, NURIA | 44.884 | 53 GONZALEZ ZUDAIRE, DANIEL | 38.878 | 57 VERA BARRALLO, IKER | 32.260 | 8 | 57 VERA BARRALLO, IKER | 1'56.115 | 1'56.115 | 7 |
| 9 | 57 VERA BARRALLO, IKER | 45.147 | 82 LLABRES MASSANET, NURIA | 38.980 | 82 LLABRES MASSANET, NURIA | 32.303 | 9 | 82 LLABRES MASSANET, NURIA | 1'56.167 | 1'56.167 | 9 |
| 10 | 46 BARRIENTOS ANDRES, MARCOS | 45.303 | 46 BARRIENTOS ANDRES, MARCOS | 39.010 | 46 BARRIENTOS ANDRES, MARCOS | 32.396 | 10 | 46 BARRIENTOS ANDRES, MARCOS | 1'56.709 | 1'57.163 | 10 |
| 11 | 99 DURA CALVET, SERGI | 45.531 | 99 DURA CALVET, SERGI | 39.127 | 99 DURA CALVET, SERGI | 32.398 | 11 | 99 DURA CALVET, SERGI | 1'57.056 | 1'57.403 | 11 |
| 12 | 21 MONTERO HUERTA, EDUARDO | 46.975 | 77 AVALOS RAMIREZ, DESIREE | 40.462 | 21 MONTERO HUERTA, EDUARDO | 33.577 | 12 | 21 MONTERO HUERTA, EDUARDO | 2'01.289 | 2'01.575 | 12 |
| 13 | 77 AVALOS RAMIREZ, DESIREE | 47.026 | 21 MONTERO HUERTA, EDUARDO | 40.737 | 77 AVALOS RAMIREZ, DESIREE | 33.806 | 13 | 77 AVALOS RAMIREZ, DESIREE | 2'01.294 | 2'01.848 | 13 |
| 14 | 48 CUCCU , MICHELE | 47.098 | 72 FERNANDEZ ROSENDO, TANIA | 41.772 | 72 FERNANDEZ ROSENDO, TANIA | 34.028 | 14 | 48 CUCCU , MICHELE | 2'03.353 | 2'03.974 | 15 |
| 15 | 72 FERNANDEZ ROSENDO, TANIA | 47.678 | 48 CUCCU , MICHELE | 41.808 | 3 GOMEZ SANCHEZ, DANIEL | 34.091 | 15 | 72 FERNANDEZ ROSENDO, TANIA | 2'03.478 | 2'03.532 | 14 |
| 16 | 15 DE LA FUENTE LUNA, SHEILA DEL C. | 48.298 | 7 DEZERO DA SILVA , LUCAS VINICIUS | 41.830 | 48 CUCCU , MICHELE | 34.447 | 16 | 7 DEZERO DA SILVA , LUCAS VINICIUS | 2'05.918 | 2'06.516 | 16 |
| 17 | 3 GOMEZ SANCHEZ, DANIEL | 48.322 | 22 MACHUCA SASTRE, MARTA | 42.869 | 22 MACHUCA SASTRE, MARTA | 34.772 | 17 | 3 GOMEZ SANCHEZ, DANIEL | 2'05.945 | 2'06.879 | 18 |
| 18 | 22 MACHUCA SASTRE, MARTA | 48.856 | 15 DE LA FUENTE LUNA, SHEILA DEL C. | 43.342 | 15 DE LA FUENTE LUNA, SHEILA DEL C. | 34.959 | 18 | 22 MACHUCA SASTRE, MARTA | 2'06.497 | 2'06.679 | 17 |
| 19 | 7 DEZERO DA SILVA , LUCAS VINICIUS | 49.113 | 3 GOMEZ SANCHEZ, DANIEL | 43.532 | 7 DEZERO DA SILVA , LUCAS VINICIUS | 34.975 | 19 | 15 DE LA FUENTE LUNA, SHEILA DEL C. | 2'06.599 | 2'07.119 | 19 |
| 20 | 96 GARCIA JIMENEZ, MARIA DEL MAR | 49.949 | 96 GARCIA JIMENEZ, MARIA DEL MAR | 43.802 | 96 GARCIA JIMENEZ, MARIA DEL MAR | 36.688 | 20 | 96 GARCIA JIMENEZ, MARIA DEL MAR | 2'10.439 | 2'12.141 | 20 |



Circuito del Jarama

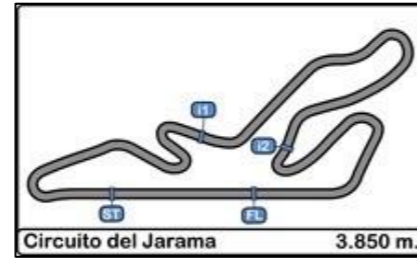
RFME YOUTH RIDERS CUP & WOMEN'S OPEN CUP

2º Entrenamiento

Mejores Velocidades Maximas

20/05/2017

| Ord. | Nº | Piloto | Nac. | Marca | Clase | Cla. | Vmax 1 | | Vmax 2 | | Vmax 3 | | Vmax 4 | | Vmax 5 | | Media |
|------|----|----------------------------------|------|--------|-------|------|---------|------|---------|------|---------|------|---------|------|---------|------|---------|
| | | | | | | | Km/h | Vta. | Km/h | Vta. | Km/h | Vta. | Km/h | Vta. | Km/h | Vta. | |
| 1 | 57 | VERA BARRALLO, IKER | Esp | YAMAHA | YRC | 1º | 181.208 | 11 | 177.924 | 2 | 176.759 | 6 | 176.759 | 8 | 175.896 | 5 | 177.709 |
| 2 | 27 | PEREZ VIADEL, ALEX | Esp | YAMAHA | YRC | 2º | 180.905 | 4 | 178.808 | 10 | 176.759 | 2 | 175.610 | 3 | 175.610 | 9 | 177.538 |
| 3 | 26 | IÑIGUEZ GUZMAN, ADAM | Esp | YAMAHA | YRC | 3º | 180.602 | 5 | 177.632 | 3 | 175.041 | 4 | 173.913 | 6 | 171.975 | 10 | 175.832 |
| 4 | 13 | LUJAN SOTO, MARIO | Esp | YAMAHA | YRC | 4º | 178.512 | 10 | 176.183 | 11 | 175.325 | 6 | 173.913 | 8 | 173.355 | 7 | 175.457 |
| 5 | 10 | ORRADRE ABAD, UNAI | Esp | YAMAHA | YRC | 5º | 178.218 | 8 | 177.340 | 3 | 176.183 | 7 | 174.757 | 6 | 171.975 | 5 | 175.694 |
| 6 | 16 | DOMINGUEZ CRESPO, ANDRES | Esp | YAMAHA | YRC | 6º | 178.218 | 9 | 177.632 | 4 | 177.340 | 10 | 176.759 | 7 | 176.759 | 8 | 177.342 |
| 7 | 33 | NUÑEZ ROLDAN, OSCAR | Esp | YAMAHA | YRC | 7º | 176.471 | 9 | 175.040 | 4 | 174.757 | 2 | 174.194 | 10 | 174.194 | 7 | 174.931 |
| 8 | 46 | BARRIENTOS ANDRES, MARCOS | Esp | YAMAHA | YRC | 8º | 176.471 | 2 | 175.896 | 7 | 175.610 | 5 | 175.325 | 6 | 171.975 | 11 | 175.055 |
| 9 | 99 | DURA CALVET, SERGI | Esp | YAMAHA | YRC | 9º | 176.471 | 5 | 175.610 | 6 | 175.040 | 7 | 173.633 | 9 | 173.355 | 10 | 174.822 |
| 10 | 53 | GONZALEZ ZUDAIRE, DANIEL | Esp | YAMAHA | YRC | 10º | 174.475 | 4 | 172.524 | 5 | 168.750 | 3 | 167.702 | 2 | 84.772 | 1 | 153.645 |
| 11 | 82 | LLABRES MASSANET, NURIA | Esp | YAMAHA | WOC | 1º | 174.194 | 5 | 173.913 | 7 | 173.913 | 6 | 170.886 | 2 | 170.886 | 8 | 172.758 |
| 12 | 21 | MONTERO HUERTA, EDUARDO | Esp | YAMAHA | YRC | 11º | 173.077 | 10 | 169.014 | 11 | 168.487 | 9 | 167.963 | 2 | 167.963 | 3 | 169.301 |
| 13 | 77 | AVALOS RAMIREZ, DESIREE | Esp | YAMAHA | WOC | 2º | 171.157 | 11 | 168.224 | 8 | 167.702 | 3 | 167.702 | 9 | 167.442 | 4 | 168.445 |
| 14 | 72 | FERNANDEZ ROSENDO, TANIA | Esp | YAMAHA | WOC | 3º | 170.347 | 4 | 170.347 | 3 | 169.811 | 10 | 169.545 | 7 | 169.279 | 2 | 169.866 |
| 15 | 22 | MACHUCA SASTRE, MARTA | Esp | YAMAHA | WOC | 4º | 169.014 | 10 | 167.963 | 8 | 167.702 | 6 | 167.442 | 4 | 166.154 | 5 | 167.655 |
| 16 | 15 | DE LA FUENTE LUNA, SHEILA DEL C. | Esp | YAMAHA | WOC | 5º | 168.224 | 4 | 166.667 | 7 | 165.899 | 3 | 165.138 | 2 | 164.134 | 8 | 166.012 |
| 17 | 48 | CUCCU, MICHELE | Ita | YAMAHA | YRC | 12º | 168.224 | 10 | 166.667 | 7 | 166.410 | 9 | 165.899 | 4 | 165.391 | 8 | 166.518 |
| 18 | 96 | GARCIA JIMENEZ, MARIA DEL MAR | Esp | YAMAHA | WOC | 6º | 166.410 | 6 | 156.749 | 2 | 156.069 | 7 | 154.286 | 9 | 153.192 | 5 | 157.341 |
| 19 | 7 | DEZERO DA SILVA, LUCAS VINICIUS | Bra | YAMAHA | YRC | 13º | 165.644 | 7 | 165.391 | 6 | 164.886 | 8 | 164.634 | 3 | 163.885 | 2 | 164.888 |
| 20 | 3 | GOMEZ SANCHEZ, DANIEL | Esp | YAMAHA | YRC | 14º | 164.634 | 3 | 162.651 | 2 | 161.194 | 5 | 158.358 | 7 | 157.205 | 4 | 160.808 |



Circuito del Jarama

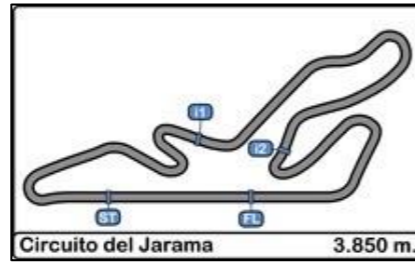
RFME YOUTH RIDERS CUP & WOMEN'S OPEN CUP

2º Entrenamiento

Evolucion Vuelta Rapida

20/05/2017

| <u>Hora</u> | <u>Tiempo Sesion</u> | <u>Nº</u> | <u>Piloto</u> | <u>Nac.</u> | <u>Marca</u> | <u>Clase</u> | <u>Tiempo</u> | <u>Km/h</u> | <u>Vuelta</u> |
|--------------|----------------------|-----------|----------------------|-------------|--------------|--------------|---------------|-------------|---------------|
| 13:14'20.220 | 4'11.925 | 13 | LUJAN SOTO, MARIO | Esp | YAMAHA | YRC | 1'56.772 | 118.693 | 2 |
| 13:14'24.998 | 4'16.981 | 10 | ORRADRE ABAD, UNAI | Esp | YAMAHA | YRC | 1'56.381 | 119.092 | 2 |
| 13:14'34.908 | 4'26.838 | 26 | IÑIGUEZ GUZMAN, ADAM | Esp | YAMAHA | YRC | 1'55.990 | 119.493 | 2 |
| 13:16'15.533 | 6'07.657 | 13 | LUJAN SOTO, MARIO | Esp | YAMAHA | YRC | 1'55.732 | 119.759 | 3 |
| 13:16'29.875 | 6'21.818 | 26 | IÑIGUEZ GUZMAN, ADAM | Esp | YAMAHA | YRC | 1'54.980 | 120.543 | 3 |
| 13:18'23.624 | 8'15.436 | 26 | IÑIGUEZ GUZMAN, ADAM | Esp | YAMAHA | YRC | 1'53.618 | 121.988 | 4 |



Circuito del Jarama

RFME YOUTH RIDERS CUP & WOMEN'S OPEN CUP

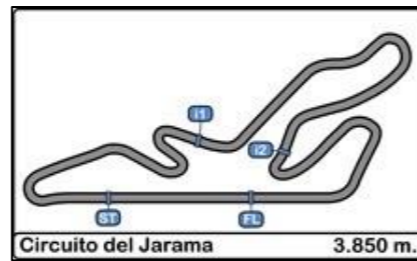
RESULTADOS ENTRENAMIENTOS

20/05/2017

| Ord. | Nº | Piloto | Nac. | Marca | Clase | Cla. | N.V | NV_1 | VR1 | Tiempo-1 | NV2 | VR2 | Tiempo-2 | Tiempo | Km/h |
|------|----|----------------------------------|------|--------|-------|------|-----|------|-----|----------|-----|-----|----------|-----------------|---------|
| 1 | 26 | IÑIGUEZ GUZMAN, ADAM | Esp | YAMAHA | YRC | 1º | 22 | 11 | 6 | 1'55.015 | 11 | 4 | 1'53.618 | 1'53.618 | 121.988 |
| 2 | 33 | NUÑEZ ROLDAN, OSCAR | Esp | YAMAHA | YRC | 2º | 22 | 11 | 5 | 1'55.083 | 11 | 10 | 1'54.646 | 1'54.646 | 120.894 |
| 3 | 13 | LUJAN SOTO, MARIO | Esp | YAMAHA | YRC | 3º | 19 | 7 | 6 | 1'55.811 | 12 | 9 | 1'54.715 | 1'54.715 | 120.821 |
| 4 | 10 | ORRADRE ABAD, UNAI | Esp | YAMAHA | YRC | 4º | 20 | 12 | 4 | 1'55.046 | 8 | 4 | 1'55.214 | 1'55.046 | 120.474 |
| 5 | 16 | DOMINGUEZ CRESPO, ANDRES | Esp | YAMAHA | YRC | 5º | 23 | 12 | 4 | 1'55.955 | 11 | 8 | 1'55.338 | 1'55.338 | 120.169 |
| 6 | 53 | GONZALEZ ZUDAIRE, DANIEL | Esp | YAMAHA | YRC | 6º | 16 | 12 | 5 | 1'55.724 | 4 | 4 | 1'55.503 | 1'55.503 | 119.997 |
| 7 | 57 | VERA BARRALLO, IKER | Esp | YAMAHA | YRC | 7º | 22 | 11 | 10 | 1'58.103 | 11 | 10 | 1'56.115 | 1'56.115 | 119.364 |
| 8 | 27 | PEREZ VIADEL, ALEX | Esp | YAMAHA | YRC | 8º | 22 | 11 | 6 | 1'58.558 | 11 | 9 | 1'56.145 | 1'56.145 | 119.334 |
| 9 | 82 | LLABRES MASSANET, NURIA | Esp | YAMAHA | WOC | 1º | 22 | 11 | 9 | 1'57.661 | 11 | 6 | 1'56.167 | 1'56.167 | 119.311 |
| 10 | 46 | BARRIENTOS ANDRES, MARCOS | Esp | YAMAHA | YRC | 9º | 21 | 10 | 9 | 1'58.149 | 11 | 6 | 1'57.163 | 1'57.163 | 118.297 |
| 11 | 99 | DURA CALVET, SERGI | Esp | YAMAHA | YRC | 10º | 22 | 11 | 10 | 1'58.301 | 11 | 5 | 1'57.403 | 1'57.403 | 118.055 |
| 12 | 77 | AVALOS RAMIREZ, DESIREE | Esp | YAMAHA | WOC | 2º | 22 | 11 | 9 | 2'00.785 | 11 | 4 | 2'01.848 | 2'00.785 | 114.749 |
| 13 | 21 | MONTERO HUERTA, EDUARDO | Esp | YAMAHA | YRC | 11º | 13 | 2 | 2 | 2'03.302 | 11 | 9 | 2'01.575 | 2'01.575 | 114.004 |
| 14 | 72 | FERNANDEZ ROSENDO, TANIA | Esp | YAMAHA | WOC | 3º | 22 | 11 | 8 | 2'06.022 | 11 | 10 | 2'03.532 | 2'03.532 | 112.198 |
| 15 | 48 | CUCCU, MICHELE | Ita | YAMAHA | YRC | 12º | 21 | 11 | 5 | 2'04.502 | 10 | 10 | 2'03.974 | 2'03.974 | 111.798 |
| 16 | 3 | GOMEZ SANCHEZ, DANIEL | Esp | YAMAHA | YRC | 13º | 20 | 10 | 9 | 2'06.384 | 10 | 7 | 2'06.879 | 2'06.384 | 109.666 |
| 17 | 7 | DEZERO DA SILVA, LUCAS VINICIUS | Bra | YAMAHA | YRC | 14º | 18 | 10 | 9 | 2'09.749 | 8 | 7 | 2'06.516 | 2'06.516 | 109.551 |
| 18 | 22 | MACHUCA SASTRE, MARTA | Esp | YAMAHA | WOC | 4º | 20 | 10 | 9 | 2'09.413 | 10 | 7 | 2'06.679 | 2'06.679 | 109.410 |
| 19 | 15 | DE LA FUENTE LUNA, SHEILA DEL C. | Esp | YAMAHA | WOC | 5º | 19 | 9 | 5 | 2'10.078 | 10 | 8 | 2'07.119 | 2'07.119 | 109.032 |
| 20 | 96 | GARCIA JIMENEZ, MARIA DEL MAR | Esp | YAMAHA | WOC | 6º | 18 | 9 | 8 | 2'15.224 | 9 | 5 | 2'12.141 | 2'12.141 | 104.888 |

Publicada a las:.....

| | | |
|-------------------------|-----------------------|--|
| Comisarios Deportivos : | Director de Carrera : | Cronometrador :  |
|-------------------------|-----------------------|--|



Circuito del Jarama
RFME YOUTH RIDERS CUP & WOMEN'S OPEN CUP
Entrenamientos Libres

Resultados

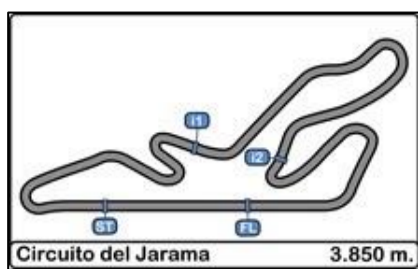
20/05/2017

| Ord. | Nº | Piloto | Nac. | Marca | Clase | Cla. | N.V. | V.R. | Tiempo | Dif. 1º | Dif. Ant. | Km/h |
|------|----|----------------------------------|------|--------|-------|------|------|------|----------|---------|-----------|---------|
| 1 | 13 | LUJAN SOTO, MARIO | Esp | YAMAHA | YRC | 1º | 9 | 7 | 1'55.941 | | | 119.544 |
| 2 | 26 | IÑIGUEZ GUZMAN, ADAM | Esp | YAMAHA | YRC | 2º | 8 | 6 | 1'56.422 | 0"481 | 0"481 | 119.050 |
| 3 | 33 | NUÑEZ ROLDAN, OSCAR | Esp | YAMAHA | YRC | 3º | 8 | 7 | 1'57.829 | 1"888 | 1"407 | 117.628 |
| 4 | 16 | DOMINGUEZ CRESPO, ANDRES | Esp | YAMAHA | YRC | 4º | 8 | 4 | 1'58.444 | 2"503 | 0"615 | 117.017 |
| 5 | 10 | ORRADRE ABAD, UNAI | Esp | YAMAHA | YRC | 5º | 8 | 7 | 1'58.847 | 2"906 | 0"403 | 116.621 |
| 6 | 53 | GONZALEZ ZUDAIRE, DANIEL | Esp | YAMAHA | YRC | 6º | 8 | 7 | 1'59.272 | 3"331 | 0"425 | 116.205 |
| 7 | 27 | PEREZ VIADEL, ALEX | Esp | YAMAHA | YRC | 7º | 8 | 7 | 1'59.480 | 3"539 | 0"208 | 116.003 |
| 8 | 46 | BARRIENTOS ANDRES, MARCOS | Esp | YAMAHA | YRC | 8º | 8 | 6 | 2'00.247 | 4"306 | 0"767 | 115.263 |
| 9 | 99 | DURA CALVET, SERGI | Esp | YAMAHA | YRC | 9º | 8 | 7 | 2'01.462 | 5"521 | 1"215 | 114.110 |
| 10 | 82 | LLABRES MASSANET, NURIA | Esp | YAMAHA | WOC | 1º | 8 | 7 | 2'01.504 | 5"563 | 0"042 | 114.070 |
| 11 | 21 | MONTERO HUERTA, EDUARDO | Esp | YAMAHA | YRC | 10º | 6 | 5 | 2'03.119 | 7"178 | 1"615 | 112.574 |
| 12 | 57 | VERA BARRALLO, IKER | Esp | YAMAHA | YRC | 11º | 8 | 6 | 2'03.448 | 7"507 | 0"329 | 112.274 |
| 13 | 77 | AVALOS RAMIREZ, DESIREE | Esp | YAMAHA | WOC | 2º | 8 | 7 | 2'04.436 | 8"495 | 0"988 | 111.383 |
| 14 | 72 | FERNANDEZ ROSENDO, TANIA | Esp | YAMAHA | WOC | 3º | 7 | 7 | 2'10.365 | 14"424 | 5"929 | 106.317 |
| 15 | 48 | CUCCU, MICHELE | Ita | YAMAHA | YRC | 12º | 6 | 5 | 2'12.150 | 16"209 | 1"785 | 104.881 |
| 16 | 3 | GOMEZ SANCHEZ, DANIEL | Esp | YAMAHA | YRC | 13º | 3 | 3 | 2'15.063 | 19"122 | 2"913 | 102.619 |
| 17 | 7 | DEZERO DA SILVA, LUCAS VINICIUS | Bra | YAMAHA | YRC | 14º | 7 | 6 | 2'15.414 | 19"473 | 0"351 | 102.353 |
| 18 | 15 | DE LA FUENTE LUNA, SHEILA DEL C. | Esp | YAMAHA | WOC | 4º | 6 | 4 | 2'16.455 | 20"514 | 1"041 | 101.572 |
| 19 | 22 | MACHUCA SASTRE, MARTA | Esp | YAMAHA | WOC | 5º | 7 | 6 | 2'18.272 | 22"331 | 1"817 | 100.237 |
| 20 | 96 | GARCIA JIMENEZ, MARIA DEL MAR | Esp | YAMAHA | WOC | 6º | 4 | 3 | 2'38.528 | 42"587 | 20"256 | 87.429 |

Publicada a las:.....

Estado Pista **Seca**

| | | |
|-------------------------|-----------------------|-----------------|
| Comisarios Deportivos : | Director de Carrera : | Cronometrador : |
| | | |



Circuito del Jarama
RFME YOUTH RIDERS CUP & WOMEN'S OPEN CUP
Entrenamientos Libres

TIEMPOS POR VUELTA

20/05/2017

| Numero | 3 | | | 7 | | | 10 | | | 13 | | | 15 | | |
|--------|-----------------|-----------------|-----------|-----------------|-----------------|-----------|-----------------|-----------------|-----------|-----------------|-----------------|-----------|-----------------|-----------------|-----------|
| | T. Vuelta | Parciales | Vel./Pil. | T. Vuelta | Parciales | Vel./Pil. | T. Vuelta | Parciales | Vel./Pil. | T. Vuelta | Parciales | Vel./Pil. | T. Vuelta | Parciales | Vel./Pil. |
| 1ª - 1 | 0'57.278 | 0'57.278 | 126.612 | 0'55.743 | 0'55.743 | 164.384 | 0'51.549 | 0'51.549 | 164.384 | 0'46.882 | 0'46.882 | 169.545 | 0'56.888 | 0'56.888 | 152.113 |
| 1ª - 2 | 1'47.028 | 0'49.750 | | 1'46.018 | 0'50.275 | | 1'35.165 | 0'43.616 | | 1'27.145 | 0'40.263 | | 1'49.660 | 0'52.772 | |
| 1ª - 3 | 2'24.527 | 0'37.499 | | 2'25.589 | 0'39.571 | | 2'10.073 | 0'34.908 | | 2'00.405 | 0'33.260 | | 2'31.033 | 0'41.373 | |
| 2ª - 1 | 0'51.088 | <u>0'51.088</u> | 140.993 | 0'54.449 | 0'54.449 | 165.899 | 0'47.763 | 0'47.763 | 171.975 | 0'46.023 | 0'46.023 | 172.801 | 0'52.697 | 0'52.697 | 158.126 |
| 2ª - 2 | 1'38.474 | <u>0'47.386</u> | | 1'42.814 | 0'48.365 | | 1'28.892 | 0'41.129 | | 1'25.636 | 0'39.613 | | 1'39.946 | 0'47.249 | |
| 2ª - 3 | <u>2'15.063</u> | <u>0'36.589</u> | | 2'21.963 | 0'39.149 | | 2'03.394 | 0'34.502 | | 1'58.556 | 0'32.920 | | 2'17.605 | 0'37.659 | |
| 3ª - 1 | | | 114.286 | 0'53.115 | 0'53.115 | 167.183 | 0'46.586 | 0'46.586 | 173.914 | 0'45.640 | 0'45.640 | 175.041 | 0'51.899 | 0'51.899 | 152.328 |
| 3ª - 2 | | | | 1'40.208 | 0'47.093 | | 1'26.715 | 0'40.129 | | 1'25.457 | 0'39.817 | | 1'38.952 | <u>0'47.053</u> | |
| 3ª - 3 | | | | 2'19.719 | 0'39.511 | | 2'00.172 | 0'33.457 | | 1'59.037 | 0'33.580 | | <u>2'16.455</u> | 0'37.503 | |
| 4ª - 1 | | | | 0'52.955 | 0'52.955 | 165.645 | 0'46.091 | <u>0'46.091</u> | 172.801 | 0'45.310 | 0'45.310 | 174.475 | 0'51.820 | <u>0'51.820</u> | 164.635 |
| 4ª - 2 | | | | 1'38.734 | <u>0'45.779</u> | | 1'26.800 | 0'40.709 | | 1'24.545 | 0'39.235 | | 1'38.965 | 0'47.145 | |
| 4ª - 3 | | | | 2'16.707 | 0'37.973 | | 2'00.429 | 0'33.629 | | 1'57.277 | 0'32.732 | | 2'27.830 | 0'48.865 | PIT |
| 5ª - 1 | | | | 0'52.233 | <u>0'52.233</u> | 167.963 | 0'46.643 | 0'46.643 | 171.975 | 0'44.889 | 0'44.889 | 178.218 | 2'12.500 | 2'12.500 | |
| 5ª - 2 | | | | 1'38.083 | 0'45.850 | | 1'26.713 | 0'40.070 | | 1'23.905 | 0'39.016 | | 3'01.312 | 0'48.812 | |
| 5ª - 3 | | | | <u>2'15.414</u> | <u>0'37.331</u> | | 2'00.055 | 0'33.342 | | 1'56.498 | 0'32.593 | | 3'38.690 | <u>0'37.378</u> | |
| 6ª - 1 | | | | 0'55.989 | 0'55.989 | 168.225 | 0'46.339 | 0'46.339 | 173.355 | 0'44.773 | <u>0'44.773</u> | 175.041 | 1'03.486 | 1'03.486 | 155.845 |
| 6ª - 2 | | | | 1'47.319 | 0'51.330 | | 1'25.751 | <u>0'39.412</u> | | 1'23.673 | 0'38.900 | | 2'07.576 | 1'04.090 | |
| 6ª - 3 | | | | 2'43.981 | 0'56.662 | PIT | <u>1'58.847</u> | <u>0'33.096</u> | | <u>1'55.941</u> | <u>0'32.268</u> | | | | |
| 7ª - 1 | | | | | | | 0'52.653 | 0'52.653 | 174.758 | 0'45.021 | 0'45.021 | 175.610 | | | |
| 7ª - 2 | | | | | | | 1'38.882 | 0'46.229 | | 1'23.913 | <u>0'38.892</u> | | | | |
| 7ª - 3 | | | | | | | 2'32.718 | 0'53.836 | PIT | 1'56.252 | 0'32.339 | | | | |
| 8ª - 1 | | | | | | | | | | 0'45.701 | 0'45.701 | 169.812 | | | |
| 8ª - 2 | | | | | | | | | | 1'25.058 | 0'39.357 | | | | |
| 8ª - 3 | | | | | | | | | | 2'08.239 | 0'43.181 | PIT | | | |

| Vuelta Ideal | |
|--------------|----------|
| 0'51.088 | 0'51.088 |
| 1'38.474 | 0'47.386 |
| 2'15.063 | 0'36.589 |

| Vuelta Ideal | |
|--------------|----------|
| 0'52.233 | 0'52.233 |
| 1'38.012 | 0'45.779 |
| 2'15.343 | 0'37.331 |

| Vuelta Ideal | |
|--------------|----------|
| 0'46.091 | 0'46.091 |
| 1'25.503 | 0'39.412 |
| 1'58.599 | 0'33.096 |

| Vuelta Ideal | |
|--------------|----------|
| 0'44.773 | 0'44.773 |
| 1'23.665 | 0'38.892 |
| 1'55.933 | 0'32.268 |

| Vuelta Ideal | |
|--------------|----------|
| 0'51.820 | 0'51.820 |
| 1'38.873 | 0'47.053 |
| 2'16.251 | 0'37.378 |

| Vuelta Mas Rapida Ideal | |
|-------------------------|----------|
| 0'44.773 | 0'44.773 |
| 1'23.665 | 0'38.892 |
| 1'55.933 | 0'32.268 |



Circuito del Jarama
RFME YOUTH RIDERS CUP & WOMEN'S OPEN CUP
Entrenamientos Libres

TIEMPOS POR VUELTA

20/05/2017

| Numero | 16 | | | 21 | | | 22 | | | 26 | | | 27 | | |
|--------|-----------|-----------|-----------|-----------|-----------|-----------|-----------|-----------|-----------|-----------|-----------|-----------|-----------|-----------|-----------|
| | T. Vuelta | Parciales | Vel./Pil. | T. Vuelta | Parciales | Vel./Pil. | T. Vuelta | Parciales | Vel./Pil. | T. Vuelta | Parciales | Vel./Pil. | T. Vuelta | Parciales | Vel./Pil. |
| 1ª - 1 | 0'50.105 | 0'50.105 | 168.225 | 0'51.811 | 0'51.811 | 160.476 | 0'58.486 | 0'58.486 | 150.628 | 0'55.084 | 0'55.084 | 157.895 | 0'49.768 | 0'49.768 | 167.183 |
| 1ª - 2 | 1'32.202 | 0'42.097 | | 1'36.066 | 0'44.255 | | 1'50.937 | 0'52.451 | | 1'40.833 | 0'45.749 | | 1'32.111 | 0'42.343 | |
| 1ª - 3 | 2'06.506 | 0'34.304 | | 2'11.302 | 0'35.236 | | 2'32.570 | 0'41.633 | | 2'17.748 | 0'36.915 | | 2'06.336 | 0'34.225 | |
| 2ª - 1 | 0'47.243 | 0'47.243 | 174.194 | 0'49.205 | 0'49.205 | 164.886 | 1'06.836 | 1'06.836 | 162.407 | 0'55.181 | 0'55.181 | 169.812 | 0'47.957 | 0'47.957 | 172.249 |
| 2ª - 2 | 1'27.059 | 0'39.816 | | 1'31.989 | 0'42.784 | | 2'01.866 | 0'55.030 | | 1'39.459 | 0'44.278 | | 1'29.108 | 0'41.151 | |
| 2ª - 3 | 1'59.910 | 0'32.851 | | 2'18.435 | 0'46.446 | PIT | 2'44.049 | 0'42.183 | | 2'15.238 | 0'35.779 | | 2'03.176 | 0'34.068 | |
| 3ª - 1 | 0'46.199 | 0'46.199 | 177.050 | 3'24.488 | 3'24.488 | | 0'55.145 | 0'55.145 | 137.932 | 0'48.205 | 0'48.205 | 169.812 | 0'47.762 | 0'47.762 | 171.157 |
| 3ª - 2 | 1'25.714 | 0'39.515 | | 4'06.534 | 0'42.046 | | 1'44.486 | 0'49.341 | | 1'28.408 | 0'40.203 | | 1'28.498 | 0'40.736 | |
| 3ª - 3 | 1'58.444 | 0'32.730 | | 4'42.500 | 0'35.966 | | 2'24.195 | 0'39.709 | | 2'02.425 | 0'34.017 | | 2'02.741 | 0'34.243 | |
| 4ª - 1 | 0'45.769 | 0'45.769 | 179.105 | 0'48.088 | 0'48.088 | 169.279 | 0'52.940 | 0'52.940 | 156.522 | 0'45.943 | 0'45.943 | 173.355 | 0'46.915 | 0'46.915 | 172.524 |
| 4ª - 2 | 1'26.045 | 0'40.276 | | 1'29.609 | 0'41.521 | | 1'41.112 | 0'48.172 | | 1'26.128 | 0'40.185 | | 1'27.242 | 0'40.327 | |
| 4ª - 3 | 1'59.450 | 0'33.405 | | 2'03.119 | 0'33.510 | | 2'18.433 | 0'37.321 | | 1'59.103 | 0'32.975 | | 2'00.452 | 0'33.210 | |
| 5ª - 1 | 0'46.015 | 0'46.015 | 180.602 | 0'48.843 | 0'48.843 | 171.702 | 0'52.685 | 0'52.685 | 147.541 | 0'45.137 | 0'45.137 | 173.914 | 0'46.523 | 0'46.523 | 173.077 |
| 5ª - 2 | 1'25.674 | 0'39.659 | | 1'43.436 | 0'54.593 | | 1'40.106 | 0'47.421 | | 1'24.136 | 0'38.999 | | 1'27.725 | 0'41.202 | |
| 5ª - 3 | 1'58.838 | 0'33.164 | | 2'33.353 | 0'49.917 | PIT | 2'18.272 | 0'38.166 | | 1'56.422 | 0'32.286 | | 2'00.738 | 0'33.013 | |
| 6ª - 1 | 0'45.876 | 0'45.876 | 176.760 | | | | 0'52.855 | 0'52.855 | 165.391 | 0'45.007 | 0'45.007 | 170.079 | 0'46.442 | 0'46.442 | 173.355 |
| 6ª - 2 | 1'26.619 | 0'40.743 | | | | | 1'41.414 | 0'48.559 | | 1'24.952 | 0'39.945 | | 1'26.473 | 0'40.031 | |
| 6ª - 3 | 1'59.695 | 0'33.076 | | | | | 2'40.777 | 0'59.363 | PIT | 1'57.599 | 0'32.647 | | 1'59.480 | 0'33.007 | |
| 7ª - 1 | 0'57.240 | 0'57.240 | 127.509 | | | | | | | 0'45.909 | 0'45.909 | 177.340 | 0'50.835 | 0'50.835 | 173.634 |
| 7ª - 2 | 1'44.050 | 0'46.810 | | | | | | | | 1'26.441 | 0'40.532 | | 1'33.464 | 0'42.629 | |
| 7ª - 3 | 2'46.184 | 1'02.134 | PIT | | | | | | | 2'18.469 | 0'52.028 | PIT | 2'22.287 | 0'48.823 | PIT |
| 8ª - 1 | | | | | | | | | | | | | | | |
| 8ª - 2 | | | | | | | | | | | | | | | |
| 8ª - 3 | | | | | | | | | | | | | | | |

| Vuelta Ideal | |
|--------------|----------|
| 0'45.769 | 0'45.769 |
| 1'25.284 | 0'39.515 |
| 1'58.014 | 0'32.730 |

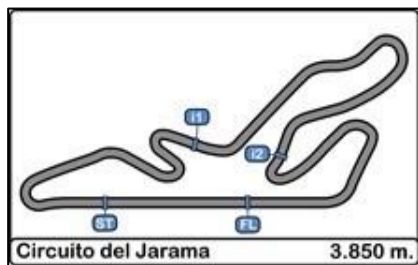
| Vuelta Ideal | |
|--------------|----------|
| 0'48.088 | 0'48.088 |
| 1'29.609 | 0'41.521 |
| 2'03.119 | 0'33.510 |

| Vuelta Ideal | |
|--------------|----------|
| 0'52.685 | 0'52.685 |
| 1'40.106 | 0'47.421 |
| 2'17.427 | 0'37.321 |

| Vuelta Ideal | |
|--------------|----------|
| 0'45.007 | 0'45.007 |
| 1'24.006 | 0'38.999 |
| 1'56.292 | 0'32.286 |

| Vuelta Ideal | |
|--------------|----------|
| 0'46.442 | 0'46.442 |
| 1'26.473 | 0'40.031 |
| 1'59.480 | 0'33.007 |

| Vuelta Mas Rapida Ideal | |
|-------------------------|----------|
| 0'44.773 | 0'44.773 |
| 1'23.665 | 0'38.892 |
| 1'55.933 | 0'32.268 |



Circuito del Jarama
RFME YOUTH RIDERS CUP & WOMEN'S OPEN CUP
Entrenamientos Libres

TIEMPOS POR VUELTA

20/05/2017

| Numero | 33 | | | 46 | | | 48 | | | 53 | | | 57 | | |
|--------|-----------|-----------|-----------|-----------|-----------|-----------|-----------|-----------|-----------|-----------|-----------|-----------|-----------|-----------|-----------|
| | T. Vuelta | Parciales | Vel./Pil. | T. Vuelta | Parciales | Vel./Pil. | T. Vuelta | Parciales | Vel./Pil. | T. Vuelta | Parciales | Vel./Pil. | T. Vuelta | Parciales | Vel./Pil. |
| 1ª - 1 | 0'53.742 | 0'53.742 | 150.418 | 1'17.716 | 1'17.716 | 166.410 | 0'55.120 | 0'55.120 | 135.339 | 0'55.055 | 0'55.055 | 151.261 | 0'52.070 | 0'52.070 | 169.279 |
| 1ª - 2 | 1'37.511 | 0'43.769 | | 2'03.502 | 0'45.786 | | 1'42.587 | 0'47.467 | | 1'39.603 | 0'44.548 | | 1'36.582 | 0'44.512 | |
| 1ª - 3 | 2'12.387 | 0'34.876 | | 2'39.682 | 0'36.180 | | 2'20.937 | 0'38.350 | | 2'15.142 | 0'35.539 | | 2'12.477 | 0'35.895 | |
| 2ª - 1 | 0'48.039 | 0'48.039 | 172.801 | 0'50.050 | 0'50.050 | 175.610 | 0'51.326 | 0'51.326 | 158.126 | 0'47.628 | 0'47.628 | 167.183 | 0'49.563 | 0'49.563 | 170.348 |
| 2ª - 2 | 1'29.093 | 0'41.054 | | 1'31.918 | 0'41.868 | | 1'37.631 | 0'46.305 | | 1'27.790 | 0'40.162 | | 1'32.614 | 0'43.051 | |
| 2ª - 3 | 2'02.957 | 0'33.864 | | 2'06.968 | 0'35.050 | | 2'15.146 | 0'37.515 | | 2'01.320 | 0'33.530 | | 2'07.236 | 0'34.622 | |
| 3ª - 1 | 0'46.350 | 0'46.350 | 175.325 | 0'48.886 | 0'48.886 | 170.617 | 0'49.807 | 0'49.807 | 165.391 | 0'46.414 | 0'46.414 | 169.279 | 0'48.193 | 0'48.193 | 174.758 |
| 3ª - 2 | 1'26.521 | 0'40.171 | | 1'29.811 | 0'40.925 | | 1'36.499 | 0'46.692 | | 1'26.367 | 0'39.953 | | 1'30.063 | 0'41.870 | |
| 3ª - 3 | 1'59.647 | 0'33.126 | | 2'03.904 | 0'34.093 | | 2'13.937 | 0'37.438 | | 1'59.593 | 0'33.226 | | 2'04.834 | 0'34.771 | |
| 4ª - 1 | 0'46.076 | 0'46.076 | 173.914 | 0'47.890 | 0'47.890 | 170.617 | 0'50.501 | 0'50.501 | 151.261 | 0'46.249 | 0'46.249 | 171.975 | 0'48.297 | 0'48.297 | 174.475 |
| 4ª - 2 | 1'25.981 | 0'39.905 | | 1'28.664 | 0'40.774 | | 1'35.300 | 0'44.799 | | 1'26.935 | 0'40.686 | | 1'29.737 | 0'41.440 | |
| 4ª - 3 | 1'58.886 | 0'32.905 | | 2'02.126 | 0'33.462 | | 2'12.150 | 0'36.850 | | 2'00.439 | 0'33.504 | | 2'03.660 | 0'33.923 | |
| 5ª - 1 | 0'45.828 | 0'45.828 | 178.218 | 0'47.205 | 0'47.205 | 171.429 | 0'54.987 | 0'54.987 | 167.963 | 0'46.852 | 0'46.852 | 171.702 | 0'47.670 | 0'47.670 | 174.475 |
| 5ª - 2 | 1'24.926 | 0'39.098 | | 1'27.215 | 0'40.010 | | 1'41.150 | 0'46.163 | | 1'26.445 | 0'39.593 | | 1'29.014 | 0'41.344 | |
| 5ª - 3 | 1'58.345 | 0'33.419 | | 2'00.247 | 0'33.032 | | 2'30.870 | 0'49.720 | PIT | 1'59.615 | 0'33.170 | | 2'03.448 | 0'34.434 | |
| 6ª - 1 | 0'45.250 | 0'45.250 | 175.041 | 0'47.097 | 0'47.097 | 176.471 | | | | 0'45.777 | 0'45.777 | 177.050 | 0'47.395 | 0'47.395 | 175.041 |
| 6ª - 2 | 1'25.364 | 0'40.114 | | 1'27.541 | 0'40.444 | | | | | 1'25.687 | 0'39.910 | | 1'30.359 | 0'42.964 | |
| 6ª - 3 | 1'57.829 | 0'32.465 | | 2'00.997 | 0'33.456 | | | | | 1'59.272 | 0'33.585 | | 2'04.830 | 0'34.471 | |
| 7ª - 1 | 0'49.045 | 0'49.045 | 174.475 | 0'47.202 | 0'47.202 | 173.077 | | | | 1'08.111 | 1'08.111 | 130.435 | 0'56.873 | 0'56.873 | 172.524 |
| 7ª - 2 | 1'32.427 | 0'43.382 | | 1'28.199 | 0'40.997 | | | | | 2'01.976 | 0'53.865 | | 1'43.832 | 0'46.959 | |
| 7ª - 3 | 2'32.544 | 1'00.117 | PIT | 2'20.505 | 0'52.306 | PIT | | | | 2'56.376 | 0'54.400 | PIT | 2'37.356 | 0'53.524 | PIT |
| 8ª - 1 | | | | | | | | | | | | | | | |
| 8ª - 2 | | | | | | | | | | | | | | | |
| 8ª - 3 | | | | | | | | | | | | | | | |

| Vuelta Ideal | |
|--------------|----------|
| 0'45.250 | 0'45.250 |
| 1'24.348 | 0'39.098 |
| 1'56.813 | 0'32.465 |

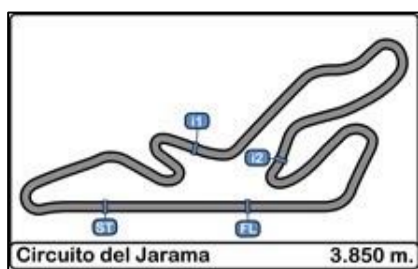
| Vuelta Ideal | |
|--------------|----------|
| 0'47.097 | 0'47.097 |
| 1'27.107 | 0'40.010 |
| 2'00.139 | 0'33.032 |

| Vuelta Ideal | |
|--------------|----------|
| 0'49.807 | 0'49.807 |
| 1'34.606 | 0'44.799 |
| 2'11.456 | 0'36.850 |

| Vuelta Ideal | |
|--------------|----------|
| 0'45.777 | 0'45.777 |
| 1'25.370 | 0'39.593 |
| 1'58.540 | 0'33.170 |

| Vuelta Ideal | |
|--------------|----------|
| 0'47.395 | 0'47.395 |
| 1'28.739 | 0'41.344 |
| 2'02.662 | 0'33.923 |

| Vuelta Mas Rapida Ideal | |
|-------------------------|----------|
| 0'44.773 | 0'44.773 |
| 1'23.665 | 0'38.892 |
| 1'55.933 | 0'32.268 |



Circuito del Jarama
RFME YOUTH RIDERS CUP & WOMEN'S OPEN CUP
Entrenamientos Libres

TIEMPOS POR VUELTA

20/05/2017

| Numero | 72 | | | 77 | | | 82 | | | 96 | | | 99 | | |
|--------|-----------|-----------|-----------|-----------|-----------|-----------|-----------|-----------|-----------|-----------|-----------|-----------|-----------|-----------|-----------|
| | T. Vuelta | Parciales | Vel./Pil. | T. Vuelta | Parciales | Vel./Pil. | T. Vuelta | Parciales | Vel./Pil. | T. Vuelta | Parciales | Vel./Pil. | T. Vuelta | Parciales | Vel./Pil. |
| 1ª - 1 | 0'53.396 | 0'53.396 | 137.405 | 0'52.443 | 0'52.443 | 166.667 | 0'50.264 | 0'50.264 | 164.635 | 1'02.013 | 1'02.013 | 129.964 | 0'51.096 | 0'51.096 | 167.702 |
| 1ª - 2 | 1'41.422 | 0'48.026 | | 1'40.160 | 0'47.717 | | 1'33.516 | 0'43.252 | | 1'56.895 | 0'54.882 | | 1'35.212 | 0'44.116 | |
| 1ª - 3 | 2'19.717 | 0'38.295 | | 2'18.559 | 0'38.399 | | 2'08.691 | 0'35.175 | | 2'40.325 | 0'43.430 | | 2'11.486 | 0'36.274 | |
| 2ª - 1 | 0'50.270 | 0'50.270 | 171.157 | 0'49.654 | 0'49.654 | 168.750 | 0'48.352 | 0'48.352 | 169.279 | 0'59.533 | 0'59.533 | 149.172 | 0'48.942 | 0'48.942 | 169.545 |
| 2ª - 2 | 1'38.088 | 0'47.818 | | 1'33.170 | 0'43.516 | | 1'30.783 | 0'42.431 | | 1'54.175 | 0'54.642 | | 1'32.067 | 0'43.125 | |
| 2ª - 3 | 2'15.367 | 0'37.279 | | 2'08.858 | 0'35.688 | | 2'04.735 | 0'33.952 | | 2'38.528 | 0'44.353 | | 2'07.584 | 0'35.517 | |
| 3ª - 1 | 0'50.292 | 0'50.292 | 170.079 | 0'49.100 | 0'49.100 | 169.812 | 0'47.784 | 0'47.784 | 170.347 | 0'59.036 | 0'59.036 | 141.177 | 0'48.860 | 0'48.860 | 164.886 |
| 3ª - 2 | 1'36.989 | 0'46.697 | | 1'31.721 | 0'42.621 | | 1'29.615 | 0'41.831 | | 1'53.972 | 0'54.936 | | 1'30.344 | 0'41.484 | |
| 3ª - 3 | 2'14.401 | 0'37.412 | | 2'06.908 | 0'35.187 | | 2'03.929 | 0'34.314 | | 2'49.924 | 0'55.952 | PIT | 2'04.840 | 0'34.496 | |
| 4ª - 1 | 0'50.377 | 0'50.377 | 141.362 | 0'48.260 | 0'48.260 | 171.157 | 0'48.437 | 0'48.437 | 170.347 | | | | 0'47.348 | 0'47.348 | 173.355 |
| 4ª - 2 | 1'35.347 | 0'44.970 | | 1'30.150 | 0'41.890 | | 1'30.093 | 0'41.656 | | | | | 1'29.214 | 0'41.866 | |
| 4ª - 3 | 2'11.986 | 0'36.639 | | 2'05.717 | 0'35.567 | | 2'03.613 | 0'33.520 | | | | | 2'03.252 | 0'34.038 | |
| 5ª - 1 | 0'50.837 | 0'50.837 | 163.389 | 0'47.634 | 0'47.634 | 173.355 | 0'49.735 | 0'49.735 | 173.355 | | | | 0'47.559 | 0'47.559 | 171.975 |
| 5ª - 2 | 1'35.645 | 0'44.808 | | 1'32.111 | 0'44.477 | | 1'32.139 | 0'42.404 | | | | | 1'28.767 | 0'41.208 | |
| 5ª - 3 | 2'11.653 | 0'36.008 | | 2'06.921 | 0'34.810 | | 2'05.479 | 0'33.340 | | | | | 2'02.706 | 0'33.939 | |
| 6ª - 1 | 0'49.263 | 0'49.263 | 171.702 | 0'47.919 | 0'47.919 | 171.975 | 0'45.872 | 0'45.872 | 173.355 | | | | 0'47.367 | 0'47.367 | 170.617 |
| 6ª - 2 | 1'34.612 | 0'45.349 | | 1'29.468 | 0'41.549 | | 1'28.440 | 0'42.568 | | | | | 1'27.898 | 0'40.531 | |
| 6ª - 3 | 2'10.365 | 0'35.753 | | 2'04.436 | 0'34.968 | | 2'01.504 | 0'33.064 | | | | | 2'01.462 | 0'33.564 | |
| 7ª - 1 | 1'06.779 | 1'06.779 | 126.910 | 0'51.909 | 0'51.909 | 157.206 | 0'50.411 | 0'50.411 | 169.015 | | | | 0'51.204 | 0'51.204 | 144.967 |
| 7ª - 2 | 2'13.100 | 1'06.321 | | 1'35.986 | 0'44.077 | | 1'39.040 | 0'48.629 | | | | | 1'33.981 | 0'42.777 | |
| 7ª - 3 | | | | 2'32.848 | 0'56.862 | PIT | 2'30.616 | 0'51.576 | PIT | | | | 2'24.531 | 0'50.550 | PIT |
| 8ª - 1 | | | | | | | | | | | | | | | |
| 8ª - 2 | | | | | | | | | | | | | | | |
| 8ª - 3 | | | | | | | | | | | | | | | |

| Vuelta Ideal | |
|--------------|----------|
| 0'49.263 | 0'49.263 |
| 1'34.071 | 0'44.808 |
| 2'09.824 | 0'35.753 |

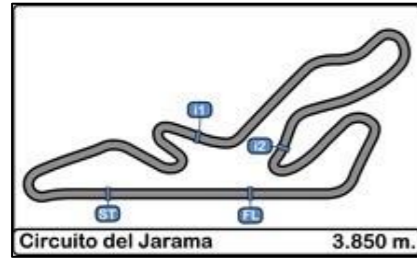
| Vuelta Ideal | |
|--------------|----------|
| 0'47.634 | 0'47.634 |
| 1'29.183 | 0'41.549 |
| 2'03.993 | 0'34.810 |

| Vuelta Ideal | |
|--------------|----------|
| 0'45.872 | 0'45.872 |
| 1'27.528 | 0'41.656 |
| 2'00.592 | 0'33.064 |

| Vuelta Ideal | |
|--------------|----------|
| 0'59.036 | 0'59.036 |
| 1'53.678 | 0'54.642 |
| 2'37.108 | 0'43.430 |

| Vuelta Ideal | |
|--------------|----------|
| 0'47.348 | 0'47.348 |
| 1'27.879 | 0'40.531 |
| 2'01.443 | 0'33.564 |

| Vuelta Mas Rapida Ideal | |
|-------------------------|----------|
| 0'44.773 | 0'44.773 |
| 1'23.665 | 0'38.892 |
| 1'55.933 | 0'32.268 |

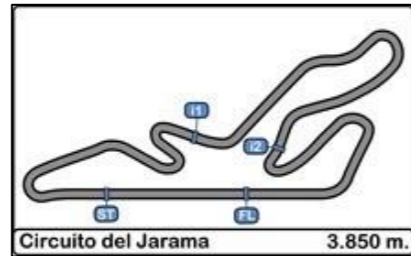


Circuito del Jarama
RFME YOUTH RIDERS CUP & WOMEN'S OPEN CUP
Entrenamientos Libres

Resultados por sectores

20/05/2017

| Sector - 1 | | Sector - 2 | | Sector - 3 | | Vuelta Ideal vs Vuelta Rapida | | | | | |
|------------|-------------------------------------|------------|-------------------------------------|------------|-------------------------------------|-------------------------------|------|-------------------------------------|----------|-----------|------|
| Ord. | Nº Piloto | Tiempo | Nº Piloto | Tiempo | Nº Piloto | Tiempo | Ord. | Nº Piloto | V. Ideal | V. rapida | Ord. |
| 1 | 13 LUJAN SOTO, MARIO | 44.773 | 13 LUJAN SOTO, MARIO | 38.892 | 13 LUJAN SOTO, MARIO | 32.268 | 1 | 13 LUJAN SOTO, MARIO | 1'55.933 | 1'55.941 | 1 |
| 2 | 26 IÑIGUEZ GUZMAN, ADAM | 45.007 | 26 IÑIGUEZ GUZMAN, ADAM | 38.999 | 26 IÑIGUEZ GUZMAN, ADAM | 32.286 | 2 | 26 IÑIGUEZ GUZMAN, ADAM | 1'56.292 | 1'56.422 | 2 |
| 3 | 33 NUÑEZ ROLDAN, OSCAR | 45.250 | 33 NUÑEZ ROLDAN, OSCAR | 39.098 | 33 NUÑEZ ROLDAN, OSCAR | 32.465 | 3 | 33 NUÑEZ ROLDAN, OSCAR | 1'56.813 | 1'57.829 | 3 |
| 4 | 16 DOMINGUEZ CRESPO, ANDRES | 45.769 | 10 ORRADRE ABAD, UNAI | 39.412 | 16 DOMINGUEZ CRESPO, ANDRES | 32.730 | 4 | 16 DOMINGUEZ CRESPO, ANDRES | 1'58.014 | 1'58.444 | 4 |
| 5 | 53 GONZALEZ ZUDAIRE, DANIEL | 45.777 | 16 DOMINGUEZ CRESPO, ANDRES | 39.515 | 27 PEREZ VIADEL, ALEX | 33.007 | 5 | 53 GONZALEZ ZUDAIRE, DANIEL | 1'58.540 | 1'59.272 | 6 |
| 6 | 82 LLABRES MASSANET, NURIA | 45.872 | 53 GONZALEZ ZUDAIRE, DANIEL | 39.593 | 46 BARRIENTOS ANDRES, MARCOS | 33.032 | 6 | 10 ORRADRE ABAD, UNAI | 1'58.599 | 1'58.847 | 5 |
| 7 | 10 ORRADRE ABAD, UNAI | 46.091 | 46 BARRIENTOS ANDRES, MARCOS | 40.010 | 82 LLABRES MASSANET, NURIA | 33.064 | 7 | 27 PEREZ VIADEL, ALEX | 1'59.480 | 1'59.480 | 7 |
| 8 | 27 PEREZ VIADEL, ALEX | 46.442 | 27 PEREZ VIADEL, ALEX | 40.031 | 10 ORRADRE ABAD, UNAI | 33.096 | 8 | 46 BARRIENTOS ANDRES, MARCOS | 2'00.139 | 2'00.247 | 8 |
| 9 | 46 BARRIENTOS ANDRES, MARCOS | 47.097 | 99 DURA CALVET, SERGI | 40.531 | 53 GONZALEZ ZUDAIRE, DANIEL | 33.170 | 9 | 82 LLABRES MASSANET, NURIA | 2'00.592 | 2'01.504 | 10 |
| 10 | 99 DURA CALVET, SERGI | 47.348 | 57 VERA BARRALLO, IKER | 41.344 | 21 MONTERO HUERTA, EDUARDO | 33.510 | 10 | 99 DURA CALVET, SERGI | 2'01.443 | 2'01.462 | 9 |
| 11 | 57 VERA BARRALLO, IKER | 47.395 | 21 MONTERO HUERTA, EDUARDO | 41.521 | 99 DURA CALVET, SERGI | 33.564 | 11 | 57 VERA BARRALLO, IKER | 2'02.662 | 2'03.448 | 12 |
| 12 | 77 AVALOS RAMIREZ, DESIREE | 47.634 | 77 AVALOS RAMIREZ, DESIREE | 41.549 | 57 VERA BARRALLO, IKER | 33.923 | 12 | 21 MONTERO HUERTA, EDUARDO | 2'03.119 | 2'03.119 | 11 |
| 13 | 21 MONTERO HUERTA, EDUARDO | 48.088 | 82 LLABRES MASSANET, NURIA | 41.656 | 77 AVALOS RAMIREZ, DESIREE | 34.810 | 13 | 77 AVALOS RAMIREZ, DESIREE | 2'03.993 | 2'04.436 | 13 |
| 14 | 72 FERNANDEZ ROSENDO, TANIA | 49.263 | 48 CUCCU , MICHELE | 44.799 | 72 FERNANDEZ ROSENDO, TANIA | 35.753 | 14 | 72 FERNANDEZ ROSENDO, TANIA | 2'09.824 | 2'10.365 | 14 |
| 15 | 48 CUCCU , MICHELE | 49.807 | 72 FERNANDEZ ROSENDO, TANIA | 44.808 | 3 GOMEZ SANCHEZ, DANIEL | 36.589 | 15 | 48 CUCCU , MICHELE | 2'11.456 | 2'12.150 | 15 |
| 16 | 3 GOMEZ SANCHEZ, DANIEL | 51.088 | 7 DEZERO DA SILVA , LUCAS VINICIUS | 45.779 | 48 CUCCU , MICHELE | 36.850 | 16 | 3 GOMEZ SANCHEZ, DANIEL | 2'15.063 | 2'15.063 | 16 |
| 17 | 15 DE LA FUENTE LUNA, SHEILA DEL C. | 51.820 | 15 DE LA FUENTE LUNA, SHEILA DEL C. | 47.053 | 22 MACHUCA SASTRE, MARTA | 37.321 | 17 | 7 DEZERO DA SILVA , LUCAS VINICIUS | 2'15.343 | 2'15.414 | 17 |
| 18 | 7 DEZERO DA SILVA , LUCAS VINICIUS | 52.233 | 3 GOMEZ SANCHEZ, DANIEL | 47.386 | 7 DEZERO DA SILVA , LUCAS VINICIUS | 37.331 | 18 | 15 DE LA FUENTE LUNA, SHEILA DEL C. | 2'16.251 | 2'16.455 | 18 |
| 19 | 22 MACHUCA SASTRE, MARTA | 52.685 | 22 MACHUCA SASTRE, MARTA | 47.421 | 15 DE LA FUENTE LUNA, SHEILA DEL C. | 37.378 | 19 | 22 MACHUCA SASTRE, MARTA | 2'17.427 | 2'18.272 | 19 |
| 20 | 96 GARCIA JIMENEZ, MARIA DEL MAR | 59.036 | 96 GARCIA JIMENEZ, MARIA DEL MAR | 54.642 | 96 GARCIA JIMENEZ, MARIA DEL MAR | 43.430 | 20 | 96 GARCIA JIMENEZ, MARIA DEL MAR | 2'37.108 | 2'38.528 | 20 |



Circuito del Jarama

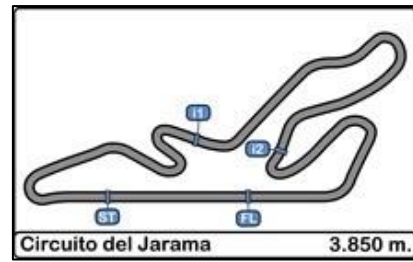
RFME YOUTH RIDERS CUP & WOMEN'S OPEN CUP

Entrenamientos Libres

Mejores Velocidades Maximas

20/05/2017

| Ord. | Nº | Piloto | Nac. | Marca | Clase | Cla. | Vmax 1 | | Vmax 2 | | Vmax 3 | | Vmax 4 | | Vmax 5 | | Media |
|------|----|----------------------------------|------|--------|-------|------|---------|------|---------|------|---------|------|---------|------|---------|------|---------|
| | | | | | | | Km/h | Vta. | Km/h | Vta. | Km/h | Vta. | Km/h | Vta. | Km/h | Vta. | |
| 1 | 16 | DOMINGUEZ CRESPO, ANDRES | Esp | YAMAHA | YRC | 1º | 180.602 | 6 | 179.104 | 5 | 177.049 | 4 | 176.759 | 7 | 174.194 | 3 | 177.542 |
| 2 | 13 | LUJAN SOTO, MARIO | Esp | YAMAHA | YRC | 2º | 178.218 | 6 | 175.610 | 8 | 175.041 | 7 | 175.040 | 4 | 174.475 | 5 | 175.677 |
| 3 | 33 | NUÑEZ ROLDAN, OSCAR | Esp | YAMAHA | YRC | 3º | 178.218 | 6 | 175.325 | 4 | 175.041 | 7 | 174.475 | 8 | 173.913 | 5 | 175.394 |
| 4 | 26 | IÑIGUEZ GUZMAN, ADAM | Esp | YAMAHA | YRC | 4º | 177.340 | 8 | 173.913 | 6 | 173.355 | 5 | 170.079 | 7 | 169.811 | 3 | 172.900 |
| 5 | 53 | GONZALEZ ZUDAIRE, DANIEL | Esp | YAMAHA | YRC | 5º | 177.049 | 7 | 171.975 | 5 | 171.701 | 6 | 169.279 | 4 | 167.183 | 3 | 171.437 |
| 6 | 46 | BARRIENTOS ANDRES, MARCOS | Esp | YAMAHA | YRC | 6º | 176.471 | 7 | 175.610 | 3 | 173.077 | 8 | 171.429 | 6 | 170.616 | 4 | 173.440 |
| 7 | 57 | VERA BARRALLO, IKER | Esp | YAMAHA | YRC | 7º | 175.040 | 7 | 174.757 | 4 | 174.475 | 5 | 174.475 | 6 | 172.524 | 8 | 174.254 |
| 8 | 10 | ORRADRE ABAD, UNAI | Esp | YAMAHA | YRC | 8º | 174.757 | 8 | 173.913 | 4 | 173.355 | 7 | 172.800 | 5 | 171.975 | 3 | 173.360 |
| 9 | 27 | PEREZ VIADDEL, ALEX | Esp | YAMAHA | YRC | 9º | 173.633 | 8 | 173.355 | 7 | 173.077 | 6 | 172.524 | 5 | 172.249 | 3 | 172.968 |
| 10 | 77 | AVALOS RAMIREZ, DESIREE | Esp | YAMAHA | WOC | 1º | 173.355 | 6 | 171.975 | 7 | 171.157 | 5 | 169.811 | 4 | 168.750 | 3 | 171.009 |
| 11 | 82 | LLABRES MASSANET, NURIA | Esp | YAMAHA | WOC | 2º | 173.355 | 6 | 173.355 | 7 | 170.347 | 4 | 170.347 | 5 | 169.279 | 3 | 171.336 |
| 12 | 99 | DURA CALVET, SERGI | Esp | YAMAHA | YRC | 10º | 173.355 | 5 | 171.975 | 6 | 170.616 | 7 | 169.545 | 3 | 167.702 | 2 | 170.638 |
| 13 | 21 | MONTERO HUERTA, EDUARDO | Esp | YAMAHA | YRC | 11º | 171.701 | 6 | 169.279 | 5 | 164.885 | 3 | 160.476 | 2 | 53.785 | 1 | 144.025 |
| 14 | 72 | FERNANDEZ ROSENDO, TANIA | Esp | YAMAHA | WOC | 3º | 171.701 | 7 | 171.157 | 3 | 170.079 | 4 | 163.389 | 6 | 141.361 | 5 | 163.537 |
| 15 | 7 | DEZERO DA SILVA , LUCAS VINICIUS | Bra | YAMAHA | YRC | 12º | 168.224 | 7 | 167.963 | 6 | 167.183 | 4 | 165.899 | 3 | 165.644 | 5 | 166.982 |
| 16 | 48 | CUCCU , MICHELE | Ita | YAMAHA | YRC | 13º | 167.963 | 6 | 165.391 | 4 | 158.126 | 3 | 151.261 | 5 | 135.338 | 2 | 155.616 |
| 17 | 22 | MACHUCA SASTRE, MARTA | Esp | YAMAHA | WOC | 4º | 165.390 | 7 | 162.406 | 3 | 156.522 | 5 | 150.628 | 2 | 147.541 | 6 | 156.497 |
| 18 | 15 | DE LA FUENTE LUNA, SHEILA DEL C. | Esp | YAMAHA | WOC | 5º | 164.634 | 5 | 158.126 | 3 | 155.844 | 7 | 152.327 | 4 | 152.113 | 2 | 156.609 |
| 19 | 96 | GARCIA JIMENEZ, MARIA DEL MAR | Esp | YAMAHA | WOC | 6º | 149.171 | 3 | 141.176 | 4 | 129.964 | 2 | 66.298 | 1 | | | 121.653 |
| 20 | 3 | GOMEZ SANCHEZ, DANIEL | Esp | YAMAHA | YRC | 14º | 140.992 | 3 | 126.612 | 2 | 114.286 | 4 | 57.052 | 1 | | | 109.736 |



Circuito del Jarama
RFME YOUTH RIDERS CUP & WOMEN'S OPEN CUP
Entrenamientos Libres

Evolucion Vuelta Rapida

20/05/2017

| Hora | Tiempo Sesion | Nº | Piloto | Nac. | Marca | Clase | Tiempo | Km/h | Vuelta |
|--------------|---------------|----|--------------------------|------|--------|-------|----------|---------|--------|
| 10:24'16.435 | 4'09.395 | 13 | LUJAN SOTO, MARIO | Esp | YAMAHA | YRC | 2'00.405 | 115.111 | 2 |
| 10:26'14.892 | 6'07.951 | 13 | LUJAN SOTO, MARIO | Esp | YAMAHA | YRC | 1'58.556 | 116.907 | 3 |
| 10:29'22.265 | 9'15.526 | 16 | DOMINGUEZ CRESPO, ANDRES | Esp | YAMAHA | YRC | 1'58.444 | 117.017 | 4 |
| 10:30'11.524 | 10'04.265 | 13 | LUJAN SOTO, MARIO | Esp | YAMAHA | YRC | 1'57.277 | 118.182 | 5 |
| 10:32'08.015 | 12'00.763 | 13 | LUJAN SOTO, MARIO | Esp | YAMAHA | YRC | 1'56.498 | 118.972 | 6 |
| 10:33'35.701 | 13'28.195 | 26 | IÑIGUEZ GUZMAN, ADAM | Esp | YAMAHA | YRC | 1'56.422 | 119.050 | 6 |
| 10:34'03.460 | 13'56.704 | 13 | LUJAN SOTO, MARIO | Esp | YAMAHA | YRC | 1'55.941 | 119.544 | 7 |