

Spanish Round, 31 March 1-2 April 2017 World Superbike - Results Race 1

Laps 18 = 91,386 Km - Time Of Race 33'24.302 - Avg. 164,142 km/h

Pos	Race	Grid	No. Rider	Nat	Team	Bike	LL	Gap	Fastest Lap	Speed	Qualifying		Ranking		
											Time	Speed	R1	R2	Tot
1	9	1	J. REA	GBR	Kawasaki Racing Team	Kawasaki ZX-10R	18		1'50.597	318,6	1'49.350	314,9	25	125	1
2	8	33	M. MELANDRI	ITA	Aruba.it Racing - Ducati	Ducati Panigale R	18	4.058	1'50.737	317,6	1'49.973	320,5	20	65	4
3	7	66	T. SYKES	GBR	Kawasaki Racing Team	Kawasaki ZX-10R	18	7.512	1'50.885	315,8	1'49.492	314,0	16	78	2
4	1	22	A. LOWES	GBR	Pata Yamaha Official WorldSBK Team	Yamaha YZF R1	18	9.962	1'51.153	311,2			13	62	5
5	2	60	M. VAN DER MARK	NED	Pata Yamaha Official WorldSBK Team	Yamaha YZF R1	18	12.302	1'51.291	313,0	1'50.422	312,1	11	38	7
6	3	81	J. TORRES	ESP	Althea BMW Racing Team	BMW S 1000 RR	18	18.995	1'51.692	318,6	1'50.397	314,9	10	39	6
7	4	36	L. MERCADO	ARG	IODARacing	Aprilia RSV4 RF	18	21.545	1'51.670	316,7	1'50.514	317,6	9	9	18
8	5	50	E. LAVERTY	IRL	Milwaukee Aprilia	Aprilia RSV4 RF	18	27.309	1'51.582	319,5	1'50.647	319,5	8	23	11
9	6	6	S. BRADL	GER	Red Bull Honda World Superbike Team	Honda CBR1000RR	18	27.488	1'51.583	313,0	1'51.257	309,5	7	15	13
10	12	69	N. HAYDEN	USA	Red Bull Honda World Superbike Team	Honda CBR1000RR	18	27.663	1'51.649	310,3	1'50.761	307,7	6	27	10
11	15	2	L. CAMIER	GBR	MV Agusta Reparto Corse	MV Agusta 1000 F4	18	35.409	1'52.252	308,6	1'51.569	303,4	5	32	9
12	13	21	M. REITERBERGER	GER	Althea BMW Racing Team	BMW S 1000 RR	18	41.558	1'52.447	312,1	1'51.506	315,8	4	19	12
13	17	3	J. SIMON	ESP	Milwaukee Aprilia	Aprilia RSV4 RF	18	44.006	1'52.778	314,9	1'52.334	311,2	3	3	21
14	16	88	R. KRUMMENACHER	SUI	Kawasaki Puccetti Racing	Kawasaki ZX-10R	18	44.482	1'52.986	309,5	1'52.328	309,5	2	12	16
15	18	15	A. DE ANGELIS	RSM	Pedercini Racing SC-Project	Kawasaki ZX-10R	18	45.915	1'53.118	311,2	1'52.590	306,8	1	13	15
16	19	84	R. RUSSO	ITA	Guandalini Racing	Yamaha YZF R1	18	1'23.533	1'53.474	300,0	1'52.829	300,8		4	19
-----Not Classified-----															
RET	10	7	C. DAVIES	GBR	Aruba.it Racing - Ducati	Ducati Panigale R	16	2 Laps	1'50.740	315,8	1'49.319	315,8		70	3
RET	11	12	X. FORÉS	ESP	BARNI Racing Team	Ducati Panigale R	14	4 Laps	1'51.002	312,1	1'50.347	310,3		34	8
RET	14	40	R. RAMOS	ESP	Team Kawasaki Go Eleven	Kawasaki ZX-10R	4	14 Laps	1'51.807	308,6	1'51.557	302,5		13	14
RET	20	86	A. BADOVINI	ITA	Grillini Racing Team	Kawasaki ZX-10R	0				1'53.375	300,0		2	23

AIR	Humidity:	53%	Temp:	14°C
TRACK	Condition:	Dry	Temp:	27°C

Records	Pole (SP2)	2017	C.Davies	1'49.319	167,190 Km/h
	Race (RC1)	2016	C.Davies	1'50.421	165,520 Km/h
	Circuit (SP2)	2017	C.Davies	1'49.319	167,190 Km/h
Race Fastest lap		Lap 10	J.Rea	1'50.597	165,259 Km/h

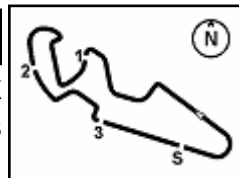
No. Rider	From	To	Laps	Total
7 C. DAVIES	1	7	7	
1 J. REA	8	8	1	
7 C. DAVIES	9	15	7	14
1 J. REA	16	18	3	4

No. Rider	Laps
1 J. REA	57
7 C. DAVIES	21
33 M. MELANDRI	10
66 T. SYKES	4
12 X. FORÉS	3
22 A. LOWES	2
50 E. LAVERTY	1

Start 01/04/2017 13:01 End 13:35 The results are provisional until the end of the time limit for protests and appeals and the completion of the technical checks.

These data/results cannot be reproduced, stored and/or transmitted in whole or in part by any manner of electronic, mechanical, photocopying, recording, broadcasting or otherwise now known or herein after developed without the previous express consent by the copyright owner, except for reproduction in daily press and regular printed publications on sale to the public within 60 days of the event related to those data/results and always provided that copyright symbol appears together as follows below.

© DORNA WSBK ORGANIZATION Srl 2017



RACE HIGHLIGHTS

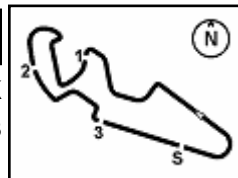
12.57.54		Warm-up Lap Start
12.58.40		N. 21 & 86 will start from last positions
13.01.05		Start
13.01.13	86 Badovini	Technical Problem - Turn 1
13.01.27	86 Badovini	Out
13.03.39		No Jump Start
13.09.19	40 Ramos	Technical Problem - Turn 8
13.09.53	40 Ramos	Out
13.10.22	12 Forés	Crashed - Turn 1
13.10.37	12 Forés	Re-joined
13.30.11	12 Forés	Technical Problem - Turn 15
13.30.32	12 Forés	Out
13.32.17	7 Davies	Crashed - Turn 16
13.33.13	7 Davies	Out
13.35.51		End Of Session

Start End The results are provisional until the end of the time limit for protests and appeals
01/04/2017 13:01 13:35 and the completion of the technical checks.

These data/results cannot be reproduced, stored and/or transmitted in whole or in part by any manner of electronic, mechanical, photocopying, recording, broadcasting or otherwise now known or herein after developed without the previous express consent by the copyright owner, except for reproduction in daily press and regular printed publications on sale to the public within 60 days of the event related to those data/results and always provided that copyright symbol appears together as follows below.

© DORNA WSBK ORGANIZATION Srl 2017





MotorLand Aragon 5.077 m

1 / 2

Spanish Round, 31 March 1-2 April 2017 World Superbike - Results Race 2

Laps 18 = 91,386 Km - Time Of Race 33'30.906 - Avg. 163,603 km/h

Pos	Race	Grid	No. Rider	Nat	Team	Bike	LL	Gap	Fastest Lap	Speed	Qualifying		Ranking			
											Time	Speed	R1	R2	Tot	Pos
1	1	7	C. DAVIES	GBR	Aruba.it Racing - Ducati	Ducati Panigale R	18		1'50.954	320,5	1'49.319	315,8	25	95	2	
2	2	1	J. REA	GBR	Kawasaki Racing Team	Kawasaki ZX-10R	18	0.483	1'50.980	320,5	1'49.350	314,9	25	20	145	1
3	4	33	M. MELANDRI	ITA	Aruba.it Racing - Ducati	Ducati Panigale R	18	2.479	1'51.085	325,3	1'49.973	320,5	20	16	81	4
4	3	66	T. SYKES	GBR	Kawasaki Racing Team	Kawasaki ZX-10R	18	10.562	1'51.538	317,6	1'49.492	314,0	16	13	91	3
5	7	60	M. VAN DER MARK	NED	Pata Yamaha Official WorldSBK Team	Yamaha YZF R1	18	13.336	1'51.360	318,6	1'50.422	312,1	11	11	49	6
6	5	12	X. FORÉS	ESP	BARNI Racing Team	Ducati Panigale R	18	16.951	1'51.916	317,6	1'50.347	310,3		10	44	8
7	6	81	J. TORRES	ESP	Althea BMW Racing Team	BMW S 1000 RR	18	18.638	1'51.831	321,4	1'50.397	314,9	10	9	48	7
8	8	36	L. MERCADO	ARG	IODARacing	Aprilia RSV4 RF	18	18.700	1'51.533	320,5	1'50.514	317,6	9	8	17	15
9	9	50	E. LAVERTY	IRL	Milwaukee Aprilia	Aprilia RSV4 RF	18	21.290	1'51.870	321,4	1'50.647	319,5	8	7	30	10
10	15	2	L. CAMIER	GBR	MV Agusta Reparto Corse	MV Agusta 1000 F4	18	22.246	1'52.219	312,1	1'51.569	303,4	5	6	38	9
11	14	40	R. RAMOS	ESP	Team Kawasaki Go Eleven	Kawasaki ZX-10R	18	24.307	1'52.267	314,9	1'51.557	302,5		5	18	14
12	11	6	S. BRADL	GER	Red Bull Honda World Superbike Team	Honda CBR1000RR	18	25.829	1'51.951	319,5	1'51.257	309,5	7	4	19	12
13	12	22	A. LOWES	GBR	Pata Yamaha Official WorldSBK Team	Yamaha YZF R1	18	26.611	1'51.304	318,6			13	3	65	5
14	16	88	R. KRUMMENACHER	SUI	Kawasaki Puccetti Racing	Kawasaki ZX-10R	18	40.575	1'52.913	314,0	1'52.328	309,5	2	2	14	16
15	17	3	J. SIMON	ESP	Milwaukee Aprilia	Aprilia RSV4 RF	18	40.769	1'52.711	318,6	1'52.334	311,2	3	1	4	21
16	13	21	M. REITERBERGER	GER	Althea BMW Racing Team	BMW S 1000 RR	18	40.915	1'52.544	318,6	1'51.506	315,8	4		19	13
17	21	86	A. BADOVINI	ITA	Grillini Racing Team	Kawasaki ZX-10R	18	1'00.980	1'53.591	304,2	1'53.375	300,0			2	23
-----Not Classified-----																
RET	18	15	A. DE ANGELIS	RSM	Pedercini Racing SC-Project	Kawasaki ZX-10R	13	5 Laps	1'52.571	315,8	1'52.590	306,8	1		13	17
RET	19	84	R. RUSSO	ITA	Guandalini Racing	Yamaha YZF R1	12	6 Laps	1'53.691	308,6	1'52.829	300,8			4	19
RET	10	69	N. HAYDEN	USA	Red Bull Honda World Superbike Team	Honda CBR1000RR	11	7 Laps	1'52.114	314,9	1'50.761	307,7	6		27	11

AIR	Humidity:	50%	Temp:	14°C
TRACK	Condition:	Dry	Temp:	26°C

Records	Pole (SP2)	2017	C.Davies	1'49.319	167,190 Km/h
	Race (RC1)	2016	C.Davies	1'50.421	165,520 Km/h
	Circuit (SP2)	2017	C.Davies	1'49.319	167,190 Km/h
Race Fastest lap		Lap 17	C.Davies	1'50.954	164,728 Km/h

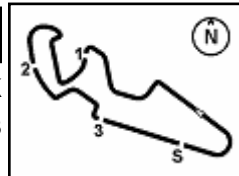
No. Rider	From	To	Laps	Total
22 A. LOWES	1	3	3	3
1 J. REA	4	12	9	9
7 C. DAVIES	13	18	6	6

No. Rider	Laps
1 J. REA	66
7 C. DAVIES	27
33 M. MELANDRI	10
22 A. LOWES	5
66 T. SYKES	4
12 X. FORÉS	3
50 E. LAVERTY	1

Start 02/04/2017 13:00 End 13:35 The results are provisional until the end of the time limit for protests and appeals and the completion of the technical checks.

These data/results cannot be reproduced, stored and/or transmitted in whole or in part by any manner of electronic, mechanical, photocopying, recording, broadcasting or otherwise now known or herein after developed without the previous express consent by the copyright owner, except for reproduction in daily press and regular printed publications on sale to the public within 60 days of the event related to those data/results and always provided that copyright symbol appears together as follows below.

© DORNA WSBK ORGANIZATION Srl 2017



Spanish Round, 31 March 1-2 April 2017 World Superbike - Results Race 2

RACE HIGHLIGHTS

12.57.42		Warm-up Lap Start
13.00.59		Start
13.02.03		No Jump Start
13.20.45	22 Lowes	On the Gravel - Re-Joined - Turn 14
13.21.49	69 Hayden	Entered Pits
13.23.10	69 Hayden	Retired
13.23.44	84 Russo	Entered Pits
13.24.05	84 Russo	Retired
13.27.23	15 De Angelis	Crashed - Turn 17
13.27.46	15 De Angelis	Out
13.35.28		End Of Session

Start End The results are provisional until the end of the time limit for protests and appeals
02/04/2017 13:00 13:35 and the completion of the technical checks.

These data/results cannot be reproduced, stored and/or transmitted in whole or in part by any manner of electronic, mechanical, photocopying, recording, broadcasting or otherwise now known or herein after developed without the previous express consent by the copyright owner, except for reproduction in daily press and regular printed publications on sale to the public within 60 days of the event related to those data/results and always provided that copyright symbol appears together as follows below.

© DORNA WSBK ORGANIZATION Srl 2017

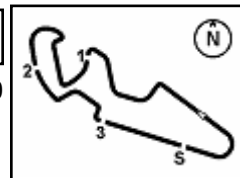
FKR PERUGIA TIMING



Official Tyre Supplier



Official Timekeeper



Spanish Round, 31 March 1-2 April 2017

World Supersport 300 - Results Race

Laps 11 = 55,847 Km - Time Of Race 24'44.654 - Avg. 135,418 km/h

Pos	Race Grid	No. Rider	Nat	Team	Bike	LL	Gap	Fastest Lap	Speed	Qualifying		Ranking		
										Time	Speed	R	Tot	Pos
1	1	75 S. DEROUE	NED	MTM HS Kawasaki	Kawasaki Ninja 300	11		2'14.091	198,2	2'12.712	197,4	25	25	1
2	4	33 D. VALLE	ESP	Halcourier Racing	Yamaha YZF-R3	11	0.047	2'14.117	201,5	2'13.740	197,1	20	20	2
3	2	88 M. PEREZ	ESP	WILSport Racedays	Honda CBR500R	11	0.127	2'13.610	196,4	2'12.931	197,8	16	16	3
4	6	25 B. SÁNCHEZ	ESP	Halcourier Racing	Yamaha YZF-R3	11	0.821	2'14.050	201,5	2'13.822	195,3	13	13	4
5	15	87 A. LICCIARDI	BEL	Team Trasimeno	Yamaha YZF-R3	11	11.087	2'14.542	197,8	2'15.088	194,9	11	11	5
6	9	99 P. GRASSIA	ITA	3570 Made in CIV	Kawasaki Ninja 300	11	11.172	2'14.463	198,9	2'14.786	193,5	10	10	6
7	8	95 G. DE GRUTTOLA	ITA	SK Racing	Yamaha YZF-R3	11	12.150	2'14.443	202,2	2'14.610	188,2	9	9	7
8	20	20 D. LOUREIRO	RSA	DS Junior Team	Kawasaki Ninja 300	11	15.902	2'15.081	196,0	2'15.471	192,9	8	8	8
9	23	28 P. GIACOMINI	ITA	Terra e Moto	Yamaha YZF-R3	11	15.908	2'15.150	194,9	2'16.418	192,9	7	7	9
10	14	2 A. CARRASCO	ESP	ETG Racing	Kawasaki Ninja 300	11	16.617	2'14.529	201,1	2'15.062	194,2	6	6	10
11	22	15 A. COPPOLA	ITA	SK Racing	Yamaha YZF-R3	11	16.884	2'15.261	196,4	2'15.767	196,0	5	5	11
12	18	23 M. BASTIANELLI	ITA	3570 Made in CIV	Kawasaki Ninja 300	11	17.371	2'15.349	196,4	2'15.387	194,9	4	4	12
13	17	18 A. MURLEY	GBR	Team Toth	Yamaha YZF-R3	11	17.530	2'15.000	198,5	2'15.351	195,7	3	3	13
14	12	54 H. CABUK	TUR	Kawasaki Puccetti Racing	Kawasaki Ninja 300	11	17.776	2'15.017	202,2	2'16.673	192,2	2	2	14
15	11	80 A. PONTONE	ITA	IODARacing	Yamaha YZF-R3	11	18.777	2'15.480	194,2	2'15.473	189,8	1	1	15
16	13	79 C. TAYLOR	GBR	MTM HS Kawasaki	Kawasaki Ninja 300	11	25.084	2'14.835	198,9	2'14.522	197,1			
17	27	27 F. ROVELLI	ITA	ParkinGO DS Junior Team	Yamaha YZF-R3	11	36.485	2'16.218	200,7	2'17.789	193,5			
18	19	19 E. ROVELLI	ITA	ParkinGO DS Junior Team	Yamaha YZF-R3	11	45.441	2'17.598	195,7	2'15.467	190,8			
19	10	17 G. NODERER	GER	Scuderia Maranga Racing	Honda CBR500R	11	45.527	2'17.429	190,8	2'14.795	192,5			
20	26	84 M. CARBONERA	ITA	SK Racing	Yamaha YZF-R3	11	45.762	2'17.713	195,7	2'17.732	189,1			
21	30	13 J. FACCO	ITA	2R Road Racing	Yamaha YZF-R3	11	46.032	2'17.767	195,7	2'19.135	189,1			
22	32	26 L. HOPKINS	GBR	Hopkins Racing	Kawasaki Ninja 300	11	57.388	2'17.981	194,6	2'19.479	189,5			
23	31	35 A. TRIGLIA	ITA	Scuderia Maranga Racing	Honda CBR500R	11	1'03.234	2'18.912	191,5	2'19.344	189,5			
24	33	77 A. SIBAJA MORENO	ESP	DEZA-Cordoba Patrimonio de la Humanidad	Honda CBR500R	10	1 Lap	2'28.691	182,4	2'24.994	179,4			
25	34	52 T. BEZUIDENHOUT	RSA	Team Toth	Yamaha YZF-R3	10	1 Lap	2'19.043	191,2		186,2			
-----Not Classified-----														
RET	16	14 E. DE LA VEGA	FRA	GRT Yamaha WorldSSP300 Team	Yamaha YZF-R3	10	1 Lap	2'15.112	193,9	2'15.101	190,8			
RET	24	9 R. DOORAKKERS	NED	MVR Racing	Yamaha YZF-R3	10	1 Lap	2'15.102	200,0	2'16.867	188,8			
RET	5	6 R. SCHOTMAN	NED	GRT Yamaha WorldSSP300 Team	Yamaha YZF-R3	9	2 Laps	2'14.140	201,9	2'13.748	193,5			
RET	25	12 A. RUSMIPUTRO	INA	Pertamina Almeria Racing Team	Yamaha YZF-R3	8	3 Laps	2'19.955	201,1	2'17.023	194,6			
RET	28	21 A. BIDDLE	NZL	Sourz Foods - Benjan Racing	Kawasaki Ninja 300	6	5 Laps	2'17.362	192,9	2'17.821	193,2			
RET	21	121 K. PATOVA	FIN	Kallio Racing	Yamaha YZF-R3	5	6 Laps	2'16.813	196,7	2'15.540	191,8			
RET	3	22 M. KALININ	UKR	Team MOTOXRACING	Yamaha YZF-R3	4	7 Laps	2'14.043	192,9	2'13.408	193,2			
RET	7	41 M. GARCIA	ESP	Halcourier Racing	Yamaha YZF-R3	4	7 Laps	2'13.976	199,3	2'14.513	194,2			
RET	29	130 R. FERREIRA	BRA	Kallio Racing	Yamaha YZF-R3	0				2'19.097	190,1			

AIR	Humidity:	45%	Temp:	15°C
TRACK	Condition:	Dry	Temp:	29°C

Race Fastest lap	Lap 3 M.Perez	2'13.610	136,795 Km/h
Circuit	2017 S.Deroue	2'12.712	137,720 Km/h

No. Rider	From	To	Laps	Total
22 M. KALININ	1	4	4	4
88 M. PEREZ	5	8	4	
75 S. DEROUE	9	9	1	
88 M. PEREZ	10	10	1	5
75 S. DEROUE	11	11	1	2

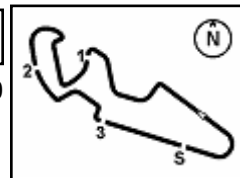
No. Rider	Laps
88 M. PEREZ	5
22 M. KALININ	4
75 S. DEROUE	2

Start 02/04/2017 14:21 End 14:48 The results are provisional until the end of the time limit for protests and appeals and the completion of the technical checks.

These data/results cannot be reproduced, stored and/or transmitted in whole or in part by any manner of electronic, mechanical, photocopying, recording, broadcasting or otherwise now known or herein after developed without the previous express consent by the copyright owner, except for reproduction in daily press and regular printed publications on sale to the public within 60 days of the event related to those data/results and always provided that copyright symbol appears together as follows below.

© DORNA WSBK ORGANIZATION Srl 2017





Spanish Round, 31 March 1-2 April 2017

World Supersport 300 - Results Race

RACE HIGHLIGHTS

14.17.49		Warm-up Lap Start
14.21.47		Start
14.22.54	130 Ferreira	Crashed - Turn 6
14.23.18	130 Ferreira	Out
14.23.49	12 Rusmiputro	Entered Pits
14.24.11		No Jump Start
14.25.59	130 Ferreira	Medical Centre
14.31.33	22 Kalinin	Crashed - Turn 9
14.32.01	41 Garcia	Technical Problem - Turn 8
14.32.26	41 Garcia	Out
14.32.39	22 Kalinin	Out
14.33.50	52 Bezuidenhout	Entered Pits
14.35.20	121 Patova	Crashed - Turn 17
14.36.53	79 Taylor	Under Investigation
14.37.03	121 Patova	Out
14.37.33	21 Biddle	Retired
14.39.48	79 Taylor	No Further Action
14.41.40	12 Rusmiputro	Entered Pits
14.42.19	6 Schotman	Crashed - Turn 5
14.42.54	12 Rusmiputro	Retired
14.44.35	6 Schotman	Out
14.46.01	9 Doorakkers	Crashed - Turn 13
14.46.41	14 De La Vega	Crashed - Turn 17
14.48.49		End Of Session

Start End The results are provisional until the end of the time limit for protests and appeals
02/04/2017 14:21 14:48 and the completion of the technical checks.

These data/results cannot be reproduced, stored and/or transmitted in whole or in part by any manner of electronic, mechanical, photocopying, recording, broadcasting or otherwise now known or herein after developed without the previous express consent by the copyright owner, except for reproduction in daily press and regular printed publications on sale to the public within 60 days of the event related to those data/results and always provided that copyright symbol appears together as follows below.

© DORNA WSBK ORGANIZATION Srl 2017

FIKR PERUGIA TIMING



Official Tyre Supplier



Official Timekeeper

Spanish Round, 31 March 1-2 April 2017

World Supersport - Results Race

Laps 16 = 81,232 Km - Time Of Race 31'05.708 - Avg. 156,742 km/h

Pos	Race Grid	No. Rider	Nat	Team	Bike	Class	LL	Gap	Fastest Lap	Speed	Qualifying		Ranking		
											Time	Speed	R	Tot	Pos
1	5	144 L. MAHIAS	FRA	GRT Yamaha Official WorldSSP Team	Yamaha YZF R6		16		1'55.873	275,5	1'55.440	270,0	25	45	1
2	3	32 S. MORAIS	RSA	Kallio Racing	Yamaha YZF R6		16	0.014	1'55.926	277,6	1'55.038	275,5	20	34	3
3	1	99 P. JACOBSEN	USA	MV Agusta Reparto Corse	MV Agusta F3 675		16	0.153	1'55.645	279,1	1'54.948	268,7	16	26	6
4	13	16 J. CLUZEL	FRA	CIA Landlord Insurance Honda	Honda CBR600RR		16	3.598	1'56.210	279,8	1'55.737	270,7	13	13	13
5	14	65 M. CANDUCCI	ITA	Puccetti Racing Junior Team FMI	Kawasaki ZX-6R		16	4.320	1'55.609	276,2	1'55.909	268,0	11	13	15
6	6	44 R. ROLFO	ITA	Team Factory Vamag	MV Agusta F3 675		16	4.424	1'55.922	276,9	1'55.624	270,0	10	40	2
7	10	11 C. GAMARINO	ITA	BARDAHL EVAN BROS. Honda Racing	Honda CBR600RR		16	9.407	1'56.228	279,1	1'56.495	269,3	9	9	18
8	18	77 K. RYDE	GBR	Kawasaki Puccetti Racing	Kawasaki ZX-6R		16	17.064	1'56.462	278,4	1'56.614	267,3	8	32	4
9	21	38 H. SOOMER	EST	WILSport Racedays	Honda CBR600RR	ESS	16	23.098	1'57.052	277,6	1'57.333	265,4	7	7	19
10	16	81 L. STAPLEFORD	GBR	Profile Racing	Triumph Daytona 675		16	26.140	1'57.170	275,5	1'56.044	270,0	6	6	20
11	8	78 H. OKUBO	JPN	CIA Landlord Insurance Honda	Honda CBR600RR		16	31.703	1'57.597	276,2	1'55.690	269,3	5	15	12
12	23	47 R. HARTOG	NED	Team Hartog - Jenik - Against Cancer	Kawasaki ZX-6R	ESS	16	31.742	1'57.752	275,5	1'57.518	268,7	4	4	23
13	26	69 X. CARDELUS GARCIA	ESP	Race Department ATK#25	MV Agusta F3 675		16	31.780	1'57.240	277,6	1'57.970	266,0	3	3	24
14	17	63 Z. KHAIRUDDIN	MAS	Orelac Racing VerdNatura	Kawasaki ZX-6R		16	31.912	1'57.039	274,1	1'56.310	268,0	2	6	22
15	19	26 K. WATANABE	JPN	Team Kawasaki Go Eleven	Kawasaki ZX-6R		16	32.717	1'57.541	275,5	1'56.724	264,1	1	16	11
16	4	111 K. SMITH	GBR	GEMAR Team Lorini	Honda CBR600RR		16	32.816	1'56.115	278,4	1'55.205	270,7			
17	22	41 A. WAGNER	AUS	GEMAR Team Lorini	Honda CBR600RR		16	37.288	1'57.503	276,9	1'57.360	266,7		17	9
18	25	10 N. CALERO	ESP	Orelac Racing VerdNatura	Kawasaki ZX-6R		16	37.397	1'57.847	274,1	1'57.787	266,7		10	16
19	29	56 P. SEBESTYÉN	HUN	SSP Hungary by Pedercini Racing	Kawasaki ZX-6R	ESS	16	38.220	1'57.963	273,4	1'58.638	268,0			
20	27	83 L. EPIS	AUS	Response RE Racing	Kawasaki ZX-6R		16	57.076	1'58.545	271,4	1'58.597	264,7		10	17
21	24	35 S. HILL	GBR	Profile Racing	Triumph Daytona 675		16	1'06.111	1'58.978	271,4	1'57.741	264,7			
22	31	73 J. CRETARO	ITA	RSV Phoenix Suzuki	Suzuki GSX-R600	ESS	16	1'07.183	1'59.510	272,0	1'59.382	260,2			
23	30	92 H. KUNIKAWA	JPN	CIA Landlord Insurance Honda	Honda CBR600RR	ESS	16	1'15.931	2'00.057	270,7	1'59.015	264,1			
24	28	74 J. VAN SIKKELERUS	NED	MVR Racing	Yamaha YZF R6	ESS	16	1'23.663	1'59.822	266,0	1'58.600	260,2			
25	33	177 N. AL MALKI	QAT	Qatar National Team	Kawasaki ZX-6R		16	1'28.596	2'00.961	265,4	1'59.917	265,4			
26	32	9 C. LONDON	NZL	RSV Phoenix Suzuki	Suzuki GSX-R600	ESS	16	1'28.604	2'00.692	267,3	1'59.479	260,2			
-----Not Classified-----															
RET	12	64 F. CARICASULO	ITA	GRT Yamaha Official WorldSSP Team	Yamaha YZF R6		7	9 Laps	1'55.891	280,5	1'55.576	270,7		25	7
RET	2	1 K. SOFUOGLU	TUR	Kawasaki Puccetti Racing	Kawasaki ZX-6R		7	9 Laps	1'55.827	278,4	1'55.009	270,0			
RET	15	4 G. REA	GBR	Team Kawasaki Go Eleven	Kawasaki ZX-6R		6	10 Laps	1'57.525	274,1	1'57.118	263,4			
RET	7	66 N. TUULI	FIN	Kallio Racing	Yamaha YZF R6		4	12 Laps	1'55.731	279,1	1'55.667	276,2		27	5
RET	20	84 L. CRESSON	BEL	SC Racing-RPM84	Yamaha YZF R6		4	12 Laps	1'57.496	282,0	1'56.976	274,8			
RET	11	61 A. ZACCONE	ITA	MV Agusta Reparto Corse	MV Agusta F3 675	ESS	1	15 Laps		236,3	1'56.818	266,7			
RET	9	70 R. MULHAUSER	SUI	CIA Landlord Insurance Honda	Honda CBR600RR		0				1'56.038	270,7		6	21

AIR	Humidity:	56%	Temp:	13°C
TRACK	Condition:	Dry	Temp:	22°C

Records	Pole	2015	J.Cluzel	1'53.138	161,550 Km/h
	Race	2015	P.Jacobsen	1'54.605	159,480 Km/h
	Circuit	2015	J.Cluzel	1'53.138	161,550 Km/h
Race Fastest lap		Lap 9	M.Canducci	1'55.609	158,095 Km/h

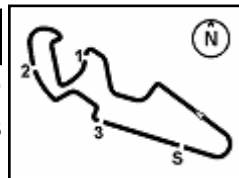
LAP LEADERS					
No.	Rider	From	To	Laps	Total
32	S. MORAIS	1	1	1	
111	K. SMITH	2	4	3	3
32	S. MORAIS	5	6	2	
144	L. MAHIAS	7	7	1	
32	S. MORAIS	8	15	8	11
144	L. MAHIAS	16	16	1	2

TOTAL LEADER LAPS					
No.	Rider	Laps			
16	J. CLUZEL	15	39	C. POLAMAI	1
32	S. MORAIS	11	44	R. ROLFO	1
64	F. CARICASULO	7			
111	K. SMITH	3			
144	L. MAHIAS	3			
24	D. KRAISART	1			
25	A. BALDOLINI	1			

Start 11:31 End 12:04 The results are provisional until the end of the time limit for protests and appeals and the completion of the technical checks.

02/04/2017 11:31 12:04 These data/results cannot be reproduced, stored and/or transmitted in whole or in part by any manner of electronic, mechanical, photocopying, recording, broadcasting or otherwise now known or herein after developed without the previous express consent by the copyright owner, except for reproduction in daily press and regular printed publications on sale to the public within 60 days of the event related to those data/results and always provided that copyright symbol appears together as follows below.

© DORNA WSBK ORGANIZATION Srl 2017



Spanish Round, 31 March 1-2 April 2017

World Supersport - Results Race

RACE HIGHLIGHTS

11.27.51		Warm-up Lap Start
11.31.23		Start
11.31.56	70 Mulhauser	Crashed - Turn 7
11.33.11	69 Cardelus Garcia	On the Gravel - Re-Joined - Turn 16
11.33.22	61 Zaccone	Technical Problem - Turn 1
11.34.55		No Jump Start
11.39.25	70 Mulhauser	Out
11.39.29	61 Zaccone	Out
11.39.51	66 Tuuli	Crashed - Turn 9
11.40.23	74 van Sikkelerus	On the Gravel - Re-Joined - Turn 8
11.40.38	66 Tuuli	Out
11.40.49	84 Cresson	Technical Problem - Turn 14
11.41.40	84 Cresson	Out
11.41.52	4 Rea	Stop - Technical Problem
11.43.14	4 Rea	Entered Pits
11.44.21	111 Smith	Crashed - Turn 14
11.44.37	111 Smith	Re-joined
11.44.58	64 Caricasulo	Crashed - Turn 1
11.44.59	1 Sofuoglu	Crashed - Turn 1
11.45.23	4 Rea	Out
11.45.51	64 Caricasulo	Out
11.45.56	1 Sofuoglu	Out
11.51.19	70 Mulhauser	Medical Center
11.52.51	1 Sofuoglu	Medical Center
11.52.52	64 Caricasulo	Medical Center
12.04.07		End Of Session

02/04/2017 Start End The results are provisional until the end of the time limit for protests and appeals
11:31 12:04 and the completion of the technical checks.

These data/results cannot be reproduced, stored and/or transmitted in whole or in part by any manner of electronic, mechanical, photocopying, recording, broadcasting or otherwise now known or herein after developed without the previous express consent by the copyright owner, except for reproduction in daily press and regular printed publications on sale to the public within 60 days of the event related to those data/results and always provided that copyright symbol appears together as follows below.

© DORNA WSBK ORGANIZATION Srl 2017

FIKR PERUGIA TIMING



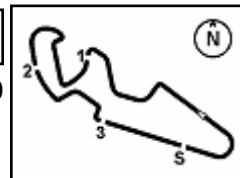
Official Tyre Supplier



Official Timekeeper



7.1
STK1000
120/01



MotorLand Aragon 5.077 m

1 / 2

Spanish Round, 31 March 1-2 April 2017

Superstock 1000 - Results Race

Laps 13 = 66,001 Km - Time Of Race 24'39.969 - Avg. 160,546 km/h

Pos	Race	Grid	No. Rider	Nat	Team	Bike	LL	Gap	Fastest Lap	Speed	Qualifying		Ranking		
											Time	Speed	R	Tot	Pos
1	1	12	M. RINALDI	ITA	Aruba.it Racing - Junior Team	Ducati Panigale R	13		1'52.736	302,5	1'52.245	304,2	25	25	1
2	6	21	F. MARINO	FRA	PATA Yamaha Official STK 1000 Team	Yamaha YZF R1	13	3.587	1'53.285	308,6	1'53.151	305,9	20	20	2
3	5	2	R. TAMBURINI	ITA	PATA Yamaha Official STK 1000 Team	Yamaha YZF R1	13	6.732	1'53.566	307,7	1'52.812	303,4	16	16	3
4	7	54	T. RAZGATLIOGLU	TUR	Kawasaki Puccetti Racing	Kawasaki ZX-10R	13	8.184	1'53.246	307,7	1'53.154	300,0	13	13	4
5	3	5	M. FACCANI	ITA	Althea BMW Racing Team	BMW S 1000 RR	13	8.984	1'53.885	309,5	1'52.626	304,2	11	11	5
6	9	11	J. GUARNONI	FRA	Pedercini Racing Kawasaki	Kawasaki ZX-10R	13	9.929	1'53.880	304,2	1'53.649	296,7	10	10	6
7	10	70	L. VITALI	ITA	Nuova M2 Racing	Aprilia RSV 4 RF	13	10.129	1'53.811	310,3	1'53.674	303,4	9	9	7
8	8	55	I. MYKHALCHYK	UKR	TripleM Racing	Kawasaki ZX-10R	13	12.992	1'53.928	305,9	1'53.284	297,5	8	8	8
9	4	57	M. JONES	AUS	Aruba.it Racing - Junior Team	Ducati Panigale R	13	20.218	1'53.670	308,6	1'52.796	301,7	7	7	9
10	11	7	M. FRITZ	GER	Bayer-Bikerbox Yamaichi	Yamaha YZF R1	13	21.900	1'54.123	303,4	1'53.802	298,3	6	6	10
11	19	77	W. TESSELS	NED	Agro On-Benjan-Kawasaki	Kawasaki ZX-10R	13	30.888	1'55.129	300,0	1'54.770	296,7	5	5	11
12	13	87	L. MARCONI	ITA	TheBlackSheepTeam	Yamaha YZF R1	13	31.049	1'55.055	305,9	1'54.097	303,4	4	4	12
13	15	3	S. SUCHET	SUI	Berclaz Racing Team	BMW S 1000 RR	13	31.186	1'55.029	307,7	1'54.602	294,3	3	3	13
14	18	19	J. PUFFE	GER	Althea MF84	BMW S 1000 RR	13	36.324	1'55.362	309,5	1'54.755	301,7	2	2	14
15	20	44	A. TUCCI	ITA	Tucci Racing Team	Yamaha YZF R1	13	36.757	1'55.526	307,7	1'55.289	301,7	1	1	15
16	33	74	K. CALIA	ITA	RSV Phoenix Suzuki	Suzuki GSX-R1000	13	37.060	1'55.590	303,4					
17	22	34	X. PINSACH	ESP	ETG Racing	Kawasaki ZX-10R	13	38.116	1'55.773	304,2	1'55.509	302,5			
18	26	90	T. FINSTERBUSCH	GER	Agro On-Benjan-Kawasaki	Kawasaki ZX-10R	13	46.080	1'56.021	305,9	1'55.966	299,2			
19	24	13	F. SANCHIONI	ITA	Clasitaly	BMW S 1000 RR	13	46.354	1'55.867	302,5	1'55.807	294,3			
20	14	41	F. D'ANNUNZIO	ITA	FDA Racing Team	BMW S 1000 RR	13	48.074	1'55.678	305,1	1'54.334	295,1			
21	16	32	M. MOSER	GER	TripleM Racing	Kawasaki ZX-10R	13	49.991	1'55.691	296,7	1'54.711	291,9			
22	29	68	G. SCOTT	AUS	Agro On-Benjan-Kawasaki	Kawasaki ZX-10R	13	50.635	1'56.220	302,5	1'57.067	298,3			
23	28	81	A. BERNARDI	ITA	2R Road Racing	BMW S 1000 RR	13	51.771	1'56.854	302,5	1'56.168	297,5			
24	21	59	A. SCHACHT	DEN	EAB Schacht Racing Team	Ducati Panigale R	13	52.409	1'55.924	297,5	1'55.408	296,7			
25	27	18	R. CECCHINI	ITA	DDM by BWG_Bike & Motor RT_Grimaldi	Kawasaki ZX-10R	13	54.135	1'57.059	296,7	1'56.022	294,3			
26	23	6	E. PUSCEDDU	ITA	RSV Phoenix Suzuki	Suzuki GSX-R1000	13	58.730	1'55.479	296,7	1'55.585	288,8			
27	31	26	M. SBAIZ	ITA	D.K.Racing	BMW S 1000 RR	13	1'15.406	1'58.131	297,5	1'57.605	294,3			
28	32	46	M. CUDEVILLE	FRA	Leader Team Flembbo	Kawasaki ZX-10R	13	1'19.889	1'58.504	297,5	1'57.992	291,9			
-----Not Classified-----															
RET	2	71	M. SCHEIB	CHI	Nuova M2 Racing	Aprilia RSV 4 RF	6	7 Laps	1'52.851	300,0	1'52.247	299,2			
RET	12	23	F. SANDI	ITA	Berclaz Racing Team	BMW S 1000 RR	3	10 Laps	1'53.874	304,2	1'53.840	295,9			
RET	25	92	B. LEU	SUI	Team Trasimeno	Yamaha YZF R1	2	11 Laps		291,1	1'55.925	295,1			
RET	17	14	K. MANFREDI	ITA	DDM by BWG_Bike & Motor RT_Grimaldi	Kawasaki ZX-10R	0				1'54.724	299,2			

AIR	Humidity:	46%	Temp:	15°C
TRACK	Condition:	Dry	Temp:	28°C

Records	Pole (QP)	2017	M.Rinaldi	1'52.245	162,830 Km/h
	Race	2015	R.Tamburini	1'53.134	161,550 Km/h
	Circuit (QP)	2017	M.Rinaldi	1'52.245	162,830 Km/h
Race Fastest lap	(New Record)	Lap 2	M.Rinaldi	1'52.736	162,124 Km/h

LAP LEADERS					
No. Rider	From	To	Laps	Total	
12 M. RINALDI	1	13	13	13	

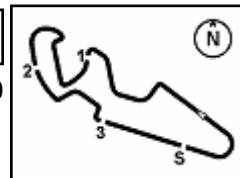
TOTAL LEADER LAPS		
No. Rider	Laps	
12 M. RINALDI	13	

Start 02/04/2017 15:16 End 15:42 The results are provisional until the end of the time limit for protests and appeals and the completion of the technical checks.

These data/results cannot be reproduced, stored and/or transmitted in whole or in part by any manner of electronic, mechanical, photocopying, recording, broadcasting or otherwise now known or herein after developed without the previous express consent by the copyright owner, except for reproduction in daily press and regular printed publications on sale to the public within 60 days of the event related to those data/results and always provided that copyright symbol appears together as follows below.

© DORNA WSBK ORGANIZATION Srl 2017





Spanish Round, 31 March 1-2 April 2017

Superstock 1000 - Results Race

RACE HIGHLIGHTS

15.12.50		Warm-up Lap Start
15.16.29		Start
15.17.35		No Jump Start
15.18.31	14 Manfredi	Not Started
15.19.58		New Lap Record
15.20.06	92 Leu	Entered Pits
15.20.39	32 Moser	On the Gravel - Re-Joined - Turn 1
15.20.44	92 Leu	Retired
15.22.43	23 Sandi	Crashed - Turn 9
15.24.15	23 Sandi	Out
15.28.00	71 Scheib	Crashed - Turn 4
15.28.38	71 Scheib	Out
15.36.48	57 Jones	On the Gravel - Turn 16
15.37.06	57 Jones	Re-joined
15.42.14		End Of Session

02/04/2017 Start End The results are provisional until the end of the time limit for protests and appeals
 15:16 15:42 and the completion of the technical checks.

These data/results cannot be reproduced, stored and/or transmitted in whole or in part by any manner of electronic, mechanical, photocopying, recording, broadcasting or otherwise now known or herein after developed without the previous express consent by the copyright owner, except for reproduction in daily press and regular printed publications on sale to the public within 60 days of the event related to those data/results and always provided that copyright symbol appears together as follows below.

© DORNA WSBK ORGANIZATION Srl 2017

