
**Aragón, 11-12-13 April 2014**
**Superbike - Results Race 1**

Laps 17 = 90,848 Km - Time Of Race 33'38.583 - Avg. 162,021 km/h

Pos	Race	Grid	No.	Rider	Nat	Team	Bike	LL	Gap	Fastest Lap	Speed	Qualifying		Ranking		
												Time	Speed	R1	R2	Tot
1	1	1	T. SYKES	GBR	Kawasaki Racing Team	Kawasaki ZX-10R	17		1'57.664	323,4	1'56.479	318,6	25	<b>50</b>	3	
2	2	76	L. BAZ	FRA	Kawasaki Racing Team	Kawasaki ZX-10R	17	<b>4.275</b>	1'57.860	322,4	1'56.675	317,6	20	<b>51</b>	2	
3	5	65	J. REA	GBR	PATA Honda World Superbike	Honda CBR1000RR	17	<b>8.418</b>	1'57.936	323,4	1'56.972	318,6	16	<b>37</b>	4	
4	6	7	C. DAVIES	GBR	Ducati Superbike Team	Ducati 1199 Panigale R	17	<b>15.715</b>	1'58.142	318,6	1'56.977	314,0	13	<b>30</b>	8	
5	8	58	E. LAVERTY	IRL	Voltcom Crescent Suzuki	Suzuki GSX-R1000	17	<b>19.305</b>	1'58.702	320,5	1'57.736	316,7	11	<b>36</b>	5	
6	3	50	S. GUINTOLI	FRA	Aprilia Racing Team	Aprilia RSV4 Factory	17	<b>21.998</b>	1'58.261	325,3	1'56.769	323,4	10	<b>51</b>	1	
7	10	24	T. ELIAS	ESP	Red Devils Roma	Aprilia RSV4 Factory	17	<b>24.018</b>	1'59.082	322,4	1'58.180	317,6	9	<b>16</b>	10	
8	4	34	D. GIUGLIANO	ITA	Ducati Superbike Team	Ducati 1199 Panigale R	17	<b>27.894</b>	1'58.140	317,6	1'56.825	315,8	8	<b>34</b>	6	
9	12	91	L. HASLAM	GBR	PATA Honda World Superbike	Honda CBR1000RR	17	<b>29.077</b>	1'58.985	322,4	0.000		7	<b>17</b>	9	
10	9	22	A. LOWES	GBR	Voltcom Crescent Suzuki	Suzuki GSX-R1000	17	<b>29.863</b>	1'58.851	314,0	1'57.975	312,1	6	<b>9</b>	13	
11	7	33	M. MELANDRI	ITA	Aprilia Racing Team	Aprilia RSV4 Factory	17	<b>34.820</b>	1'58.250	328,3	1'57.063	324,3	5	<b>33</b>	7	
12	11	19	L. CAMIER	GBR	BMW Motorrad Italia SBK	BMW S1000 RR EVO	17	<b>35.255</b>	1'59.886	308,6	1'59.326	302,5	4	<b>4</b>	16	
13	14	44	D. SALOM	ESP	Kawasaki Racing Team	Kawasaki ZX-10R EVO	17	<b>43.975</b>	2'00.646	305,9	1'59.486	298,3	3	<b>16</b>	11	
14	20	11	J. GUARNONI	FRA	MRS Kawasaki	Kawasaki ZX-10R EVO	17	<b>46.721</b>	2'00.072	298,3	0.000		2	<b>4</b>	17	
15	17	32	S. MORAIS	RSA	IRON BRAIN Grillini Kawasaki	Kawasaki ZX-10R EVO	17	<b>56.619</b>	2'01.286	297,5	2'00.415	291,9	1	<b>4</b>	18	
16	22	23	L. SCASSA	ITA	Team Pedercini	Kawasaki ZX-10R EVO	17	<b>1'16.469</b>	2'01.614	302,5	2'02.037					
17	25	20	A. YATES	USA	Team Hero EBR	EBR 1190 RX	17	<b>1'35.047</b>	2'03.114	290,3	2'03.102					
18	24	10	I. TOTH	HUN	BMW Team Toth	BMW S1000 RR	17	<b>1'48.427</b>	2'03.488	312,1	2'02.672					
19	23	21	A. ANDREOZZI	ITA	Team Pedercini	Kawasaki ZX-10R EVO	17	<b>1'51.222</b>	2'03.409	299,2	2'02.507					
20	27	56	P. SEBESTYEN	HUN	BMW Team Toth	BMW S1000 RR EVO	17	<b>2'01.152</b>	2'04.534	301,7	2'05.570					
-----Not Classified-----																
RET	19	84	M. FABRIZIO	ITA	IRON BRAIN Grillini Kawasaki	Kawasaki ZX-10R EVO	9	<b>8 Laps</b>	2'01.516	299,2	2'01.862	295,1				
RET	13	59	N. CANEPA	ITA	Althea Racing	Ducati 1199 Panigale R EVO	4	<b>13 Laps</b>	1'59.715	304,2	1'59.255	299,2		<b>11</b>	12	
RET	26	99	G. MAY	USA	Team Hero EBR	EBR 1190 RX	3	<b>14 Laps</b>	2'04.785	282,0	2'03.657					
RET	16	71	C. CORTI	ITA	MV Agusta RC-Yakhnich M.	MV Agusta F4 RR	1	<b>16 Laps</b>		230,3	1'59.747	300,8		<b>3</b>	19	
RET	21	9	F. FORET	FRA	MAHI Racing Team India	Kawasaki ZX-10R EVO	0				2'01.511			<b>8</b>	14	
-----Subject to Homologation-----																
STH	15	86	A. BADOVINI	ITA	Team Alstare	Bimota BB3 EVO	17	<b>43.934</b>	2'00.741	305,9	1'59.596	301,7				
STH	18	2	C. IDDON	GBR	Team Alstare	Bimota BB3 EVO	17	<b>58.222</b>	2'01.254	308,6	2'01.102	304,2				

AIR	Humidity:	57%	Temp:	16°C
TRACK	Condition:	Dry	Temp:	16°C

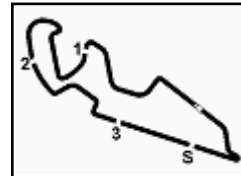
Fastest Lap	2° Tom Sykes	1'57.664	163,503	Km/h
Lap Record:	2013 T.Sykes	1'57.973	163,070	Km/h
Best Lap:	2013 T.Sykes	1'56.339	165,370	Km/h

LAP LEADERS				
No.	Rider	From	To	Total
1	T. SYKES	1	17	17

TOTAL LEADER LAPS		
No.	Rider	Laps
50	S. GUINTOLI	24
1	T. SYKES	17
58	E. LAVERTY	10
33	M. MELANDRI	1
76	L. BAZ	1

13/04/2014 Start 10:31 End 11:07

The results are provisional until the end of the time limit for protests and appeals and the completion of the technical checks.


**Aragón, 11-12-13 April 2014**
**Superbike - Results Race 1**

Laps 17 = 90,848 Km - Time Of Race 34'36.805 - Avg. 162,021 km/h

## RACE HIGHLIGHTS

10.28.14		Warm-up Lap Start
10.31.19		Start
10.31.50	9 Foret	Technical Problem - Turn 1
10.33.56	71 Corti	Entered Pits
10.34.20		No Jump Start
10.38.54	99 May	Technical Problem
10.40.15	59 Canepa	Technical Problem - Turn 5
10.47.39	84 Fabrizio	Under Investigation
10.48.38	84 Fabrizio	Drop of 1 Position
10.49.01	84 Fabrizio	Drop of 1 Position - yellow flags overtaking
10.50.05	84 Fabrizio	Entered Pits
11.05.03	34 Giugliano	Crashed - Rider OK
11.05.18	34 Giugliano	Crashed - Rider OK - Turn 17
11.05.25	34 Giugliano	Re-joined
11.05.49	86 Badovini	Disqualified
11.06.16	2 Iddon	Disqualified
11.07.12		End Of Session

 13/04/2014      Start      End  
                          10:31      11:07

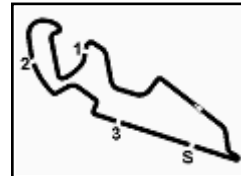
The results are provisional until the end of the time limit for protests and appeals and the completion of the technical checks.



31

WSS

103/02



Motorland Aragon 5.344 m

1 / 2

Aragón, 11-12-13 April 2014

## Supersport - Results Race

Laps 15 = 80,160 Km - Time Of Race 30'43.276 - Avg. 156,556 km/h

Pos	Race	Grid	No.	Rider	Nat	Team	Bike	LL	Gap	Fastest Lap	Speed	Qualifying		Ranking		
												Time	Speed	R	Tot	Pos
1	6	54	K. SOFUOGLU	TUR	MAHI Racing Team India	Kawasaki ZX-6R	15		2'01.967	284,2	2'02.043	274,8	25	25	4	
2	5	60	M. VD MARK	NED	PATA Honda World Supersport	Honda CBR600RR	15	0.869	2'02.158	284,2	2'02.035	279,8	20	20	6	
3	4	21	F. MARINO	FRA	Kawasaki Intermoto Ponyexpres	Kawasaki ZX-6R	15	9.091	2'02.870	279,8	2'01.992	277,6	16	29	2	
4	7	26	L. ZANETTI	ITA	PATA Honda World Supersport	Honda CBR600RR	15	10.475	2'02.726	284,2	2'02.370	278,4	13	13	8	
5	1	88	K. COGHLAN	GBR	DMC Panavto-Yamaha	Yamaha YZF R6	15	15.194	2'01.934	283,5	2'01.662	276,9	11	31	1	
6	12	35	R. DE ROSA	ITA	CIA Insurance Honda	Honda CBR600RR	15	18.579	2'03.130	280,5	2'02.745	274,1	10	26	3	
7	11	5	R. TAMBURINI	ITA	San Carlo Puccetti Racing	Kawasaki ZX-6R	15	19.059	2'03.345	276,9	2'02.615	273,4	9	20	7	
8	8	65	V. LEONOV	RUS	MV Agusta RC-Yakhnich M.	MV Agusta F3 675	15	19.666	2'02.849	279,1	2'02.476	266,0	8	8	13	
9	14	11	C. GAMARINO	ITA	Team GO Eleven	Kawasaki ZX-6R	15	19.846	2'03.145	282,7	2'03.380	274,1	7	13	9	
10	10	14	R. WILAIROT	THA	Core PTR Honda	Honda CBR600RR	15	20.077	2'03.272	279,8	2'02.596	270,7	6	6	16	
11	13	4	J. KENNEDY	IRL	CIA Insurance Honda	Honda CBR600RR	15	24.569	2'03.188	280,5	2'02.872	272,7	5	5	17	
12	19	44	R. ROLFO	ITA	Team GO Eleven	Kawasaki ZX-6R	15	25.187	2'03.598	282,0	2'03.747	272,7	4	9	12	
13	17	6	D. SCHMITTER	SUI	HAGN-SKM Racing Team	Yamaha YZF R6	15	25.535	2'03.617	284,2	2'03.678	272,0	3	3	19	
14	2	99	P. JACOBSEN	USA	Kawasaki Intermoto Ponyexpres	Kawasaki ZX-6R	15	28.843	2'03.544	282,0	2'01.800	272,7	2	2	21	
15	16	61	F. MENGHI	ITA	VFT Racing	Yamaha YZF R6	15	28.904	2'03.420	276,9	2'03.451	274,1	1	8	15	
16	18	24	M. BUSSOLOTTI	ITA	Team Lorini	Honda CBR600RR	15	33.148	2'03.741	279,1	2'03.716	270,0	2	22		
17	22	9	T. COVEÑA	NED	Kawasaki Ponyexpres Intermoto	Kawasaki ZX-6R	15	43.243	2'04.803	282,0	2'04.903	276,2	4	18		
18	23	89	F. ROGERS	GBR	Com Plus SMS Racing	Honda CBR600RR	15	56.196	2'05.606	282,7	2'05.070	274,1	1	23		
19	24	161	A. IVANOV	RUS	DMC Panavto-Yamaha	Yamaha YZF R6	15	56.460	2'05.829	281,3	2'06.814	270,7				
20	20	7	N. CALERO	ESP	CIA Insurance Honda	Honda CBR600RR	15	1'11.373	2'05.538	280,5	2'04.349	273,4		3	20	
-----Not Classified-----																
RET	3	16	J. CLUZEL	FRA	MV Agusta RC-Yakhnich M.	MV Agusta F3 675	11	4 Laps	2'01.708	285,0	2'01.809	278,4		25	5	
RET	21	10	A. NOCCO	ITA	San Carlo Puccetti Racing	Kawasaki ZX-6R	9	6 Laps	2'06.860	276,2	2'04.768	271,4				
RET	9	84	R. RUSSO	ITA	Team Lorini	Honda CBR600RR	6	9 Laps	2'05.013	276,9	2'02.525	274,1		8	14	
RET	15	19	K. WAHR	GER	RS Wahr by Kraus Racing	Yamaha YZF R6	4	11 Laps	2'03.832	279,8	2'03.387	268,0		10	10	

AIR	Humidity:	54%	Temp:	19°C
TRACK	Condition:	Dry	Temp:	25°C

Fastest Lap	9° Jules Cluzel	2'01.708	158,070	Km/h
Lap Record:	2013 S. Lowes	2'02.498	157,050	Km/h
Best Lap:	2013 S. Lowes	2'01.425	158,440	Km/h

LAP LEADERS					
No.	Rider	From	To	Laps	Total
21	F. MARINO	1	2	2	2
60	M. VD MARK	3	8	6	6
16	J. CLUZEL	9	9	1	1
88	K. COGHLAN	10	11	2	2
54	K. SOFUOGLU	12	15	4	4

TOTAL LEADER LAPS		
No.	Rider	Laps
60	M. VD MARK	6
21	F. MARINO	5
54	K. SOFUOGLU	5
16	J. CLUZEL	2
88	K. COGHLAN	2

13/04/2014 Start 11:41 End 12:13

The results are provisional until the end of the time limit for protests and appeals and the completion of the technical checks.

FICR PERUGIA TIMING



Official Tyre Supplier



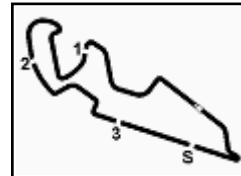
Official Timekeeper



31

WSS

103/02



Motorland Aragon 5.344 m

Aragón, 11-12-13 April 2014

## Supersport - Results Race

Laps 15 = 80,160 Km - Time Of Race 8'21.246 - Avg. 156,556 km/h

2 / 2

### RACE HIGHLIGHTS

11.37.50		Warm-up Lap Start
11.41.04		Start
11.43.57		No Jump Start
11.44.57	84 Russo	On the Gravel - Re-Joined
11.50.58	19 Wahr	Technical Problem
11.51.16	26 Zanetti	On the Gravel - Re-Joined
11.53.51	84 Russo	Entered Pits
12.00.32	10 Nocco	Entered Pits
12.03.51	4 Kennedy	On the Gravel - Re-Joined - Turn 16
12.05.40	88 Coghlan	Crashed - Rider OK - Turn 16 - Re-Joined
12.05.41	16 Cluzel	Crashed - Rider OK - Turn 16
12.11.30	16 Cluzel	Under Investigation
12.13.19		End Of Session

13/04/2014 Start 11:41 End 12:13

The results are provisional until the end of the time limit for protests and appeals and the completion of the technical checks.

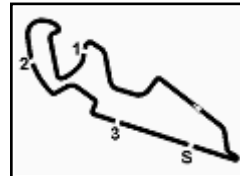
FICR PERUGIA TIMING



Official Tyre Supplier



Official Timekeeper



Aragón, 11-12-13 April 2014

## Superbike - Results Race 2

REVISED 2

Motorland Aragon 5.344 m

Laps 17 = 90,848 Km - Time Of Race 33'37.223 - Avg. 162,130 km/h

1 / 2

Pos	Race	Grid	No.	Rider	Nat	Team	Bike	LL	Gap	Fastest Lap	Speed	Qualifying		Ranking		
												Time	Speed	R1	R2	Tot
1	1	1	T. SYKES	GBR	Kawasaki Racing Team	Kawasaki ZX-10R	17		1'58.089	321,4	1'56.479	318,6	25	25	75	1
2	2	76	L. BAZ	FRA	Kawasaki Racing Team	Kawasaki ZX-10R	17	0.338	1'58.054	324,3	1'56.675	317,6	20	20	71	2
3	7	33	M. MELANDRI	ITA	Aprilia Racing Team	Aprilia RSV4 Factory	17	0.470	1'58.058	324,3	1'57.063	324,3	5	16	49	4
4	3	50	S. GUINTOLI	FRA	Aprilia Racing Team	Aprilia RSV4 Factory	17	5.429	1'58.264	324,3	1'56.769	323,4	10	13	64	3
5	5	65	J. REA	GBR	PATA Honda World Superbike	Honda CBR1000RR	17	8.861	1'58.216	321,4	1'56.972	318,6	16	11	48	5
6	8	58	E. LAVERTY	IRL	Voltcom Crescent Suzuki	Suzuki GSX-R1000	17	15.986	1'58.860	318,6	1'57.736	316,7	11	10	46	6
7	4	34	D. GIUGLIANO	ITA	Ducati Superbike Team	Ducati 1199 Panigale R	17	18.206	1'57.995	315,8	1'56.825	315,8	8	9	43	7
8	12	91	L. HASLAM	GBR	PATA Honda World Superbike	Honda CBR1000RR	17	25.513	1'58.905	318,6	0.000		7	8	25	9
9	10	24	T. ELIAS	ESP	Red Devils Roma	Aprilia RSV4 Factory	17	25.823	1'59.464	320,5	1'58.180	317,6	9	7	23	10
10	14	44	D. SALOM	ESP	Kawasaki Racing Team	Kawasaki ZX-10R EVO	17	38.949	2'00.377	305,1	1'59.486	298,3	3	6	22	11
11	13	59	N. CANEPA	ITA	Althea Racing	Ducati 1199 Panigale R EVO	17	39.413	2'00.398	304,2	1'59.255	299,2		5	16	12
12	11	19	L. CAMIER	GBR	BMW Motorrad Italia SBK	BMW S1000 RR EVO	17	41.486	2'00.068	307,7	1'59.326	302,5	4	4	8	15
13	17	32	S. MORAIS	RSA	IRON BRAIN Grillini Kawasaki	Kawasaki ZX-10R EVO	17	1'02.587	2'00.769	295,9	2'00.415	291,9	1	3	7	16
14	22	23	L. SCASSA	ITA	Team Pedercini	Kawasaki ZX-10R EVO	17	1'09.720	2'01.947	301,7	2'02.037			2	2	20
15	21	9	F. FORET	FRA	MAHI Racing Team India	Kawasaki ZX-10R EVO	17	1'14.046	2'02.098	299,2	2'01.511			1	9	14
16	23	21	A. ANDREOZZI	ITA	Team Pedercini	Kawasaki ZX-10R EVO	17	1'14.233	2'02.021	303,4	2'02.507					
17	24	10	I. TOTH	HUN	BMW Team Toth	BMW S1000 RR	17	1'37.781	2'03.233	309,5	2'02.672					
18	27	56	P. SEBESTYEN	HUN	BMW Team Toth	BMW S1000 RR EVO	17	1'54.547	2'04.042	295,9	2'05.570					
19P	25	20	A. YATES	USA	Team Hero EBR	EBR 1190 RX	17	1'55.195	2'03.355	288,8	2'03.102					
20	26	99	G. MAY	USA	Team Hero EBR	EBR 1190 RX	17	1'57.166	2'04.429	291,9	2'03.657					
-----Not Classified-----																
RET	19	84	M. FABRIZIO	ITA	IRON BRAIN Grillini Kawasaki	Kawasaki ZX-10R EVO	12	5 Laps	2'02.812	296,7	2'01.862	295,1				
RET	20	11	J. GUARNONI	FRA	MRS Kawasaki	Kawasaki ZX-10R EVO	9	8 Laps	2'00.733	300,0	0.000		2		4	18
RET	16	71	C. CORTI	ITA	MV Agusta RC-Yakhnich M.	MV Agusta F4 RR	5	12 Laps	2'00.285	305,1	1'59.747	300,8			3	19
RET	6	7	C. DAVIES	GBR	Ducati Superbike Team	Ducati 1199 Panigale R	3	14 Laps	1'57.982	315,8	1'56.977	314,0	13		30	8
RET	9	22	A. LOWES	GBR	Voltcom Crescent Suzuki	Suzuki GSX-R1000	1	16 Laps		310,3	1'57.975	312,1	6		9	13
-----Subject to Homologation-----																
STH	15	86	A. BADOVINI	ITA	Team Bimota Alstare	Bimota BB3 EVO	17	40.915	2'00.107	305,9	1'59.596	301,7				
STH	18	2	C. IDDON	GBR	Team Bimota Alstare	Bimota BB3 EVO	10	7 Laps	2'01.104	307,7	2'01.102	304,2				

AIR	Humidity:	52%	Temp:	19°C
TRACK	Condition:	Dry	Temp:	32°C

Fastest Lap	2° Chaz Davies	1'57.982	163,062	Km/h
Lap Record:	2014 T.Sykes	1'57.664	163,500	Km/h
Best Lap:	2013 T.Sykes	1'56.339	165,370	Km/h

## LAP LEADERS

No.	Rider	From	To	Laps	Total
1	T. SYKES	1	17	17	17

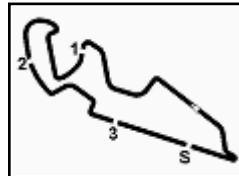
## TOTAL LEADER LAPS

No.	Rider	Laps
1	T. SYKES	34
50	S. GUINTOLI	24
58	E. LAVERTY	10
33	M. MELANDRI	1
76	L. BAZ	1

After inspection of bike n. 20 by the technical director reconsidered the penalty in 20 seconds instead of the disqualification

13/04/2014 Start 13:11 End 13:46

The results are provisional until the end of the time limit for protests and appeals and the completion of the technical checks.



**Aragón, 11-12-13 April 2014**

**Superbike - Results Race 2**

**REVISED 2**

Laps 17 = 90,848 Km - Time Of Race 20'32.374 - Avg. 162,130 km/h

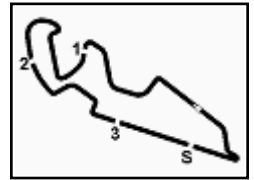
RACE HIGHLIGHTS

13.07.54		Warm-up Lap Start
13.11.16		Start
13.13.46		No Jump Start
13.14.44	22 Lowes	Crashed - Turn 13
13.17.40	7 Davies	Crashed - Rider OK - Turn 5
13.23.19	71 Corti	Crashed - Rider OK - Turn 16
13.27.48	84 Fabrizio	Entered Pits
13.30.03	11 Guarneri	Crashed - Rider OK - Turn 5
13.32.27	2 Iddon	Technical Problem - Turn 5
13.40.13	84 Fabrizio	Entered Pits
13.43.18	19 Camier	On the Gravel - Re-Joined - Turn 16
13.45.26	86 Badovini	Subject to Homologation
13.45.37	2 Iddon	Subject to Homologation
13.46.51		End Of Session

13/04/2014 Start 13:11 End 13:46

The results are provisional until the end of the time limit for protests and appeals and the completion of the technical checks.





### Aragón, 11-12-13 April 2014

## Superstock 1000 - Results Race

Laps 13 = 69,472 Km - Time Of Race 26'37.837 - Avg. 156,524 km/h

**REVISED**

Pos	Race	Grid	No.	Rider	Nat	Team	Bike	LL	Gap	Fastest Lap	Speed	Qualifying		Ranking		
												Time	Speed	R	Tot	Pos
1	1	36	L. MERCADO	ARG	Barni Racing Team	Ducati 1199 Panigale R	13		2'01.816	300,0	2'01.610	300,0	25	25	1	
2	4	32	L. SAVADORI	ITA	Team Pedercini	Kawasaki ZX-10R	13	5.218	2'02.538	299,2	2'02.315	297,5	20	20	2	
3	7	11	K. SMITH	GBR	Agro-On Wil Racedays	Honda CBR1000RR	13	8.818	2'02.812	297,5	2'03.505	294,3	16	16	3	
4	3	71	C. BERGMAN	SWE	BWG Racing Kawasaki	Kawasaki ZX-10R	13	17.974	2'03.166	299,2	2'02.264	296,7	13	13	4	
5	8	41	F. D'ANNUNZIO	ITA	FDA Racing Team	BMW S1000 RR	13	23.182	2'03.534	303,4	2'03.521	295,9	11	11	5	
6	6	94	M. LUSSIANA	FRA	Team GARNIER by ASP1	Kawasaki ZX-10R	13	23.714	2'03.812	305,9	2'03.428	303,4	10	10	6	
7	12	15	S. GROTZKYJ G.	ITA	Team Pedercini	Kawasaki ZX-10R	13	25.882	2'03.622	304,2	2'03.859	302,5	9	9	7	
8	14	169	D. MCFADDEN	RSA	MRS Kawasaki	Kawasaki ZX-10R	13	28.777	2'03.972	295,9	2'03.987	291,9	8	8	8	
9	13	18	K. VALK	NED	MTM Racing Team	Kawasaki ZX-10R	13	30.259	2'04.676	291,1	2'03.949	291,9	7	7	9	
10	24	98	R. LANUSSE	FRA	Team Pedercini	Kawasaki ZX-10R	13	30.790	2'04.060	300,0	2'07.181	263,4	6	6	10	
11	9	4	J. DAY	USA	Agro-On Wil Racedays	Honda CBR1000RR	13	35.064	2'04.088	295,9	2'03.743	292,7	5	5	11	
12	16	16	R. CASTELLARIN	ITA	Team Motoxacing	BMW S1000 RR HP4	13	37.456	2'04.397	303,4	2'04.412	301,7	4	4	12	
13	18	39	R. PAGAUD	FRA	Team OGP	Kawasaki ZX-10R	13	38.300	2'04.582	300,0	2'05.044	292,7	3	3	13	
14	20	3	S. SUCHET	SUI	Team BSR	Kawasaki ZX-10R	13	40.403	2'04.635	300,0	2'05.539	297,5	2	2	14	
15	17	59	A. SCHACHT	DEN	EAB Racing Team	Ducati 1199 Panigale R	13	43.670	2'04.934	304,2	2'04.633	293,5	1	1	15	
16	21	90	J. ALVIZ	ESP	Team Pedercini	Kawasaki ZX-10R	13	57.952	2'05.397	295,1	2'05.642	293,5				
17	22	82	K. PESEK	CZE	Moto LG Racing Team	Ducati 1199 Panigale R	13	1'00.063	2'05.814	292,7	2'06.499	291,1				
18	23	12	J. CREA	SUI	Team OGP	Kawasaki ZX-10R	13	1'09.284	2'06.146	292,7	2'06.970	288,8				
19	11	27	R. CECCHINI	ITA	H-Moto Team	BMW S1000 RR	11	2 Laps	2'05.383	297,5	2'03.822	298,3				
-----Not Classified-----																
RET	15	5	R. MURESAN	ROU	H-Moto Team	BMW S1000 RR	12	1 Lap	2'04.162	298,3	2'04.141	297,5				
RET	25	93	A. BUTTI	ITA	Team GO Eleven	Kawasaki ZX-10R	11	2 Laps	2'06.392	300,8	2'07.573	292,7				
RET	5	43	F. MASSEI	ITA	EAB Racing Team	Ducati 1199 Panigale R	3	10 Laps	2'02.928	291,1	2'02.347	296,7				
RET	19	24	S. EGEEA	FRA	Delcamp Energie - 3D End.	Kawasaki ZX-10R	2	11 Laps	3'10.663	243,2	2'05.298	291,1				
RET	10	34	B. NEMETH	HUN	Team Pedercini	Kawasaki ZX-10R	0				2'03.750	293,5				
RET	26	7	J. AYER	SUI	Team BSR	Kawasaki ZX-10R	0				2'07.622	289,5				
-----Disqualified-----																
DIS	2	69	O. JEZEK	CZE	Barni Racing Team	Ducati 1199 Panigale R	12	1 Lap	2'02.365	305,9	2'01.705	297,5				

AIR	Humidity:	49%	Temp:	22°C
TRACK	Condition:	Dry	Temp:	39°C

Fastest Lap	3° Leandro Mercado	2'01.816	157,930	Km/h
Lap Record:	2013 L. Savadori	2'01.074	158,900	Km/h
Best Lap:	2013 L. Savadori	2'01.074	158,900	Km/h

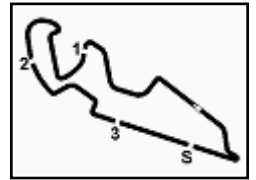
LAP LEADERS					
No.	Rider	From	To	Laps	Total
36	L. MERCADO	1	13	13	13

TOTAL LEADER LAPS		
No.	Rider	Laps
36	L. MERCADO	13

N.69 Jesek Ondrej has been disqualified for infringement to Art. 2.6.7

 Start 13/04/2014 14:16  
 End 14:44

The results are provisional until the end of the time limit for protests and appeals and the completion of the technical checks.



## Aragón, 11-12-13 April 2014

### Superstock 1000 - Results Race

Laps 13 = 69,472 Km - Time Of Race 27'29.995 - Avg. 156,524 km/h

**REVISED**

2 / 2

#### RACE HIGHLIGHTS

14.12.46		Warm-up Lap Start
14.13.10	7 Ayer	Crashed - Rider OK
14.16.17		Start
14.17.32	4 Day	On the Gravel - Re-Joined
14.17.56	34 Nemeth	Crashed - Rider OK - Turn 14
14.18.40	24 Egea	Entered Pits
14.19.28		No Jump Start
14.21.01	93 Butti	Under Investigation
14.21.51	24 Egea	Entered Pits
14.23.26	43 Massei	Crashed - Rider OK - Turn 7
14.25.54	69 Jezek	Technical Problem
14.26.43	69 Jezek	Entered Pits
14.28.25	27 Cecchini	On the Gravel - Re-Joined - Turn 14
14.29.15	27 Cecchini	Entered Pits
14.33.12	93 Butti	Entered Pits
14.41.14	69 Jezek	Crashed - Rider OK - Turn 9
14.41.23	93 Butti	Entered Pits
14.41.30	69 Jezek	Re-joined
14.43.10	5 Muresan	Crashed - Rider OK - Turn 15
14.44.36		End Of Session

13/04/2014 Start 14:16 End 14:44

The results are provisional until the end of the time limit for protests and appeals and the completion of the technical checks.

FICR PERUGIA TIMING

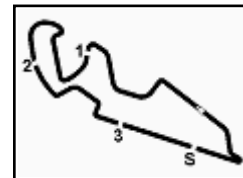


Official Tyre Supplier



Official Timekeeper





### Aragón, 11-12-13 April 2014

## Superstock 600 - Results Race

Laps 11 = 58,784 Km - Time Of Race 23'11.929 - Avg. 152,035 km/h

Pos	Race	Grid	No.	Rider	Nat	Team	Bike	LL	Gap	Fastest Lap	Speed	Qualifying		Ranking		
												Time	Speed	R	Tot	Pos
1	1	5	M. FACCANI	ITA	San Carlo Team Italia	Kawasaki ZX-6R	11		2'05.517	260,9	2'04.951	269,3	25	25	1	
2	5	44	A. TUCCI	ITA	San Carlo Team Italia	Kawasaki ZX-6R	11	2.677	2'05.522	272,7	2'05.843	270,7	20	20	2	
3	4	77	W. TESSELS	NED	Wayne Racing Team	Suzuki GSX-R600	11	2.819	2'05.968	263,4	2'05.746	262,8	16	16	3	
4	2	18	N. TUULI	FIN	Kallio Racing	Yamaha YZF R6	11	3.626	2'06.040	266,7	2'05.369	269,3	13	13	4	
5	11	55	I. MIKHALCHIK	UKR	Team Go Eleven	Kawasaki ZX-6R	11	4.098	2'05.884	267,3	2'06.924	264,7	11	11	5	
6	7	23	L. SALVADORI	ITA	Team 10 Lap Racing	Kawasaki ZX-6R	11	4.404	2'06.260	268,7	2'06.007	268,0	10	10	6	
7	8	7	S. CASALOTTI	ITA	VFT Racing	Yamaha YZF R6	11	4.468	2'06.087	270,0	2'06.108	270,0	9	9	7	
8	3	52	G. DUWELZ	BEL	MTM Racing Team	Kawasaki ZX-6R	11	9.941	2'06.147	268,0	2'05.500	266,7	8	8	8	
9	13	43	K. MANFREDI	ITA	Agro-On Wil Racedays	Honda CBR600RR	11	13.821	2'06.555	263,4	2'07.004	263,4	7	7	9	
10	9	92	A. NESTOROVIC	AUS	MVR Racing	Yamaha YZF R6	11	14.362	2'06.466	268,7	2'06.678	265,4	6	6	10	
11	10	29	J. LEWIS	NZL	Agro-On Wil Racedays	Honda CBR600RR	11	14.617	2'06.647	264,1	2'06.856	261,5	5	5	11	
12	15	88	M. MARCHAL	FRA	Mouss Racing Team	Yamaha YZF R6	11	19.302	2'07.089	266,0	2'07.069	260,9	4	4	12	
13	14	9	M. CANDUCCI	ITA	Bike Service Racing	Kawasaki ZX-6R	11	23.159	2'07.296	269,3	2'07.018	271,4	3	3	13	
14	21	14	K. ZEELLEN	NED	MVR Racing	Yamaha YZF R6	11	28.128	2'07.842	269,3	2'07.810	270,0	2	2	14	
15	22	22	E. LAHTI	FIN	Kallio Racing	Yamaha YZF R6	11	29.067	2'08.056	272,0	2'07.949	265,4	1	1	15	
16	18	76	V. PATRONEN	FIN	Kallio Racing	Yamaha YZF R6	11	29.323	2'07.838	272,7	2'07.599	263,4				
17	24	95	M. RINALDI	ITA	G.A.S. Racing Team	Yamaha YZF R6	11	29.706	2'07.720	270,0	2'08.457	268,7				
18	20	19	J. PUFFE	GER	MTM Racing Team	Kawasaki ZX-6R	11	30.242	2'08.125	271,4	2'07.782	267,3				
19	16	27	G. RAYMOND	FRA	Team GARNIER by ASPI	Yamaha YZF R6	11	34.921	2'08.646	266,7	2'07.155	262,8				
20	26	94	R. BODIS	HUN	Talmacsi Racing	Honda CBR600RR	11	35.172	2'08.193	266,7	2'09.437	260,2				
21	30	28	P. GIACOMINI	ITA	VFT Racing	Yamaha YZF R6	11	48.113	2'09.285	268,0	2'10.484	264,1				
22	28	42	S. FROSSARD	SUI	Berclaz Racing Team	Kawasaki ZX-6R	11	50.575	2'09.727	272,7	2'09.729	267,3				
23	27	32	V. GIORGIANNI	ITA	Team Motoxracing	Yamaha YZF R6	11	51.309	2'09.051	260,2	2'09.502	259,6				
24	29	15	R. BIANCHI	ITA	Bike Service Racing	Kawasaki ZX-6R	11	54.186	2'09.995	265,4	2'09.808	263,4				
25	19	10	G. DE GRUTTOLA	ITA	Team 10 Lap Racing	Kawasaki ZX-6R	11	1'05.208	2'08.174	272,7	2'07.608	267,3				
26	32	3	V. LAGONIGRO	ITA	Team Trasimeno	Yamaha YZF R6	11	1'16.417	2'11.922	263,4	2'12.291	265,4				
27	31	74	P. TORTOSA	ESP	Orelac Racing	Yamaha YZF R6	11	1'18.320	2'12.098	263,4	2'10.736	265,4				
28	23	21	H. STAFFORD	GBR	Racedays Honda	Honda CBR600RR	11	1'34.008	2'08.579	263,4	2'08.302	262,1				
29	33	58	R. NOVOSEL	CRO	Team Go Eleven	Kawasaki ZX-6R	11	1'42.172	2'14.226	259,0	2'14.371	259,0				
-----Not Classified-----																
RET	25	12	C. GOBBI	ITA	VFT Racing	Yamaha YZF R6	9	2 Laps	2'08.384	265,4	2'09.393	260,2				
RET	12	31	R. CARUSO	ITA	Bike Service Racing	Kawasaki ZX-6R	1	10 Laps		266,0	2'06.935	265,4				
-----Disqualified-----																
DIS	6	64	F. CARICASULO	ITA	Evan Bros. Racing Team	Honda CBR600RR	11	3.290	2'05.718	272,0	2'05.884	270,7				
DIS	17	34	A. PITTET	SUI	Swisscare Racing	Yamaha YZF R6	11	45.235	2'07.967	272,7	2'07.459	269,3				

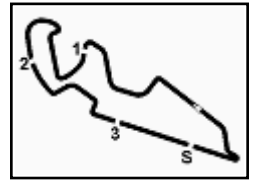
AIR	Humidity:	50%	Temp:	21°C
TRACK	Condition:	Dry	Temp:	31°C

Fastest Lap	3° Marco Faccani	2'05.517	153,273	Km/h
Lap Record:	2013 T. Coveña	2'05.250	153,600	Km/h
Best Lap:	2013 G. Duwelz	2'04.837	154,110	Km/h

LAP LEADERS				
No.	Rider	From	To	Total
5	M. FACCANI	1	11	11

TOTAL LEADER LAPS		
No.	Rider	Laps
5	M. FACCANI	11

12/04/2014 Start 18:06 End 18:32 The results are provisional until the end of the time limit for protests and appeals and the completion of the technical checks.



## Aragón, 11-12-13 April 2014

### Superstock 600 - Results Race

Laps 11 = 58,784 Km - Time Of Race 23'57.164 - Avg. 152,035 km/h

#### RACE HIGHLIGHTS

18.02.54		Warm-up Lap Start
18.06.44		Start
18.09.58	31 Caruso	Crashed - Rider OK - Turn 9
18.11.39		No Jump Start
18.16.52	34 Pittet	Ride through
18.16.53	64 Caricasulo	Ride through
18.17.46	21 Stafford	Crashed - Rider OK - Turn 1
18.18.08	21 Stafford	Re-joined
18.24.40	44 Tucci	Under Investigation
18.26.30	12 Gobbi	Entered Pits
18.28.20	64 Caricasulo	BLACK FLAG
18.28.21	34 Pittet	BLACK FLAG
18.28.30	64 Caricasulo	Disqualified
18.28.36	34 Pittet	Disqualified
18.31.49		Result Confirmed
18.32.08		End Of Session

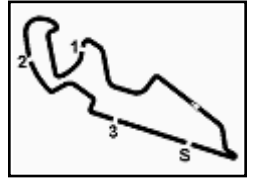
12/04/2014 Start 18:06 End 18:32

The results are provisional until the end of the time limit for protests and appeals and the completion of the technical checks.





# European Junior Cup

**11****EJC**

Motorland Aragon 5.344 m

**1 / 2****Aragón, 11-12-13 April 2014****European Junior Cup - Results Race**

Laps 8 = 42,752 Km - Time Of Race 19'33.987 - Avg. 131,098 km/h

Pos	Race	Grid	No.	Rider	Nat	Team	Bike	LL	Gap	Fastest Lap	Speed	Qualifying		Ranking		
												Time	Speed	R	Tot	Pos
1	8	<b>61</b>	<b>M. MIRALLES</b>	ESP	Honda Spain	Honda CBR500R	8		2'25.397	179,7	2'27.536	179,7	25	<b>25</b>	1	
2	4	<b>69</b>	<b>J. ORELLANA</b>	ESP	Europe Food SL	Honda CBR500R	8	<b>0.166</b>	2'26.039	179,7	2'26.333	178,8	20	<b>20</b>	2	
3	1	<b>8</b>	<b>M. PEREZ</b>	ESP	Cuna de Campeones	Honda CBR500R	8	<b>0.167</b>	2'25.728	178,8	2'25.079	177,6	16	<b>16</b>	3	
4	12	<b>37</b>	<b>A. FERNANDEZ</b>	ESP	WIL Sport	Honda CBR500R	8	<b>0.533</b>	2'25.489	179,7	2'28.163	179,1	13	<b>13</b>	4	
5	15	<b>53</b>	<b>I. FERNANDEZ</b>	ESP	Evo Kid Racing	Honda CBR500R	8	<b>0.888</b>	2'25.163	179,4	2'28.436	179,7	11	<b>11</b>	5	
6	14	<b>87</b>	<b>A. LICCIARDI</b>	BEL	S.E.F.A.B Racing	Honda CBR500R	8	<b>0.948</b>	2'25.969	180,0	2'28.399	178,8	10	<b>10</b>	6	
7	2	<b>38</b>	<b>H. SOOMER</b>	EST	Auto24ring	Honda CBR500R	8	<b>1.585</b>	2'24.967	179,1	2'25.635	177,3	9	<b>9</b>	7	
8	10	<b>84</b>	<b>P. GRASSIA</b>	ITA	M.V.R. Racing	Honda CBR500R	8	<b>4.091</b>	2'26.050	180,0	2'27.920	179,4	8	<b>8</b>	8	
9	7	<b>25</b>	<b>J. HUBNER</b>	SWE	Honda Sweden	Honda CBR500R	8	<b>9.702</b>	2'27.047	179,4	2'27.489	178,8	7	<b>7</b>	9	
10	3	<b>93</b>	<b>J. HARLAND</b>	GBR	Josh Harland Racing	Honda CBR500R	8	<b>9.740</b>	2'26.958	179,4	2'25.874	178,8	6	<b>6</b>	10	
11	9	<b>99</b>	<b>C. LONDON</b>	NZL	GSF Racing	Honda CBR500R	8	<b>9.886</b>	2'26.839	179,1	2'27.688	179,4	5	<b>5</b>	11	
12	6	<b>54</b>	<b>C. GEISSLER</b>	SUI	Geissler Racing	Honda CBR500R	8	<b>15.326</b>	2'27.082	178,5	2'27.475	179,1	4	<b>4</b>	12	
13	11	<b>7</b>	<b>A. WISDOM</b>	USA	CADS Racing	Honda CBR500R	8	<b>17.553</b>	2'27.591	179,4	2'28.001	177,9	3	<b>3</b>	13	
14	17	<b>6</b>	<b>R. PATTERSON</b>	GBR	RPM Racing	Honda CBR500R	8	<b>17.598</b>	2'27.371	178,8	2'29.044	179,1	2	<b>2</b>	14	
15	19	<b>88</b>	<b>J. ZHU</b>	CHN	WIL Sport	Honda CBR500R	8	<b>42.686</b>	2'30.178	178,2	2'32.517	178,2	1	<b>1</b>	15	
16	20	<b>77</b>	<b>J. MORENO</b>	ESP	Box 77	Honda CBR500R	8	<b>1'05.191</b>	2'32.919	178,8	2'34.755	179,4				
17	13	<b>5</b>	<b>B. ORTT</b>	CAN	CADS Racing	Honda CBR500R	8	<b>1'22.651</b>	2'27.538	179,1	2'28.167	179,7				
18	21	<b>80</b>	<b>B. LEVY</b>	ISR	IRT 95 - Ofnoet Hasharon	Honda CBR500R	7	<b>1 Lap</b>	2'47.217	179,1	2'45.573	177,6				
-----Not Classified-----																
RET	5	<b>17</b>	<b>M. VAN SCHOONHOV</b>	NED	VanSchoonhovenracing	Honda CBR500R	1	<b>7 Laps</b>		177,3	2'27.275	178,8				
RET	16	<b>35</b>	<b>S. HILL</b>	GBR	Michrome Racing	Honda CBR500R	1	<b>7 Laps</b>		176,5	2'28.690	179,1				
RET	18	<b>23</b>	<b>C. MIEBACH</b>	GER	Team Miebach	Honda CBR500R	1	<b>7 Laps</b>		179,1	2'31.832	178,5				

AIR	Humidity:	45%	Temp:	21°C
TRACK	Condition:	Dry	Temp:	40°C

Fastest Lap	7° Hannes Soomer	2'24.967	132,709	Km/h
Lap Record:				
Best Lap:				

**LAP LEADERS**

No.	Rider	From	To	Laps	Total
8	<b>M. PEREZ</b>	1	3	3	
69	<b>J. ORELLANA</b>	4	4	1	1
61	<b>M. MIRALLES</b>	5	5	1	
8	<b>M. PEREZ</b>	6	7	2	5
61	<b>M. MIRALLES</b>	8	8	1	2

**TOTAL LEADER LAPS**

No.	Rider	Laps
8	<b>M. PEREZ</b>	5
61	<b>M. MIRALLES</b>	2
69	<b>J. ORELLANA</b>	1

13/04/2014	Start	End
	15:06	15:28

The results are provisional until the end of the time limit for protests and appeals and the completion of the technical checks.

FICR PERUGIA TIMING



Official Tyre Supplier



Official Timekeeper

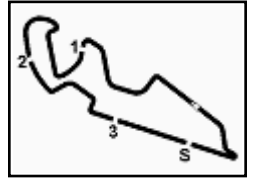


# European Junior Cup



11

EJC



Motorland Aragon 5.344 m

2 / 2

Aragón, 11-12-13 April 2014

## European Junior Cup - Results Race

Laps 8 = 42,752 Km - Time Of Race 2'36.680 - Avg. 131,098 km/h

### RACE HIGHLIGHTS

15.02.45		Warm-up Lap Start
15.06.42		Start
15.09.29		No Jump Start
15.10.22	17 Van Schoonhoven	Crashed
15.10.23	35 Hill	Crashed
15.11.05	23 Miebach	Crashed - Rider OK - Turn 14
15.25.12	5 Ort	Crashed - Rider OK - Turn 7
15.28.03		End Of Session

13/04/2014      Start      End      The results are provisional until the end of the time limit for protests and appeals  
 15:06      15:28      and the completion of the technical checks.

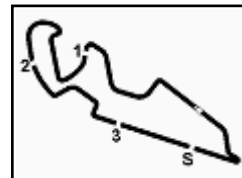
FICR PERUGIA TIMING



Official Tyre Supplier



Official Timekeeper



**Aragón, 11-12-13 April 2014**

**105/01**

**Superside - Results Race**

Motorland Aragon 5.344 m

Laps 15 = 80,160 km - Avg 150,160 km/h - Race Time 32'01.784

No.	Rider	Nat	Team	Sidecar	Laps	Time	Gap	Rel.	Fastest Lap
1	<b>16 BIRCHALL / BIRCHALL</b>	GBR	Birchall Racing	LCR/Suzuki	15	32'01.784		10	<b>2'06.759</b>
2	<b>3 STEINHAUSEN / KÖLSCH</b>	GER	Steinhausen Racing	LCR/BMW	15	32'10.182	<b>8.398</b>	<b>8.398</b>	7 2'07.127
3	<b>77 REEVES / CLUZE</b>	GBR	Team Reeves Racing	LCR/kawasaki	15	32'33.348	<b>31.564</b>	<b>23.166</b>	4 2'08.399
4	<b>12 HOCK / BECKER</b>	GER	Hock Racing	LCR/Suzuki	15	32'38.165	<b>36.381</b>	<b>4.817</b>	3 2'09.566
5	<b>18 GÜRCK / WECHSELBERGER</b>	GER	Polizei Sport Verein Wels	LCR/BMW	15	33'34.348	<b>1'32.564</b>	<b>56.183</b>	12 2'12.705
6	<b>56 RUTZ / HOFER</b>	SUI	Sidecar Racing Team Rutz	LCR/Yamaha	15	33'35.920	<b>1'34.136</b>	<b>1.572</b>	9 2'13.101
7	<b>66 ROSCHER / BURKARD</b>	GER	Roscher Hänni Racing	LCR/BMW	15	34'13.588	<b>2'11.804</b>	<b>37.668</b>	3 2'15.208
8	<b>7 GALLERNE / CHESNEAU</b>	FRA	Team Gallerne	RCN/Suzuki	14	33'38.821	<b>1 Lap</b>	<b>1 Lap</b>	2 2'19.742
9	<b>99 MAKKULA / ASUMANIEMI</b>	FIN	Team Makkula	LCR/BMW	14	34'13.771	<b>1 Lap</b>	<b>34.950</b>	11 2'16.163
----- <b>Not Classified</b> -----									
RET	<b>55 REMSE / BIGGS</b>	SLO	Remse Racing	LCR/Yamaha	0	4.:85'.7.0			
RET	<b>8 STREUER / KOERTS</b>	NED	Team Streuer	LCR/Suzuki	0	4.:85'.7.0			

Starting: 11 Not Started: 0 Retired:: 2 Not Classified: 0 Classified: 9 Disqualified: 0

Fastest Lap N. 10 No. 16 Birchall Birchall Time 2'06.759 Avg. 151,771 Km/h

Humidity:	45%	AIR	21°C
Condition:	Dry	Temp:	40°C

13/04/2014

Start  
15:51

End  
16:25

The results are provisional until the end of the time limit for protests and appeals and the completion of the technical checks.