

4727 m.

GRAN PREMI APEROL DE CATALUNYA

Race

Classification after 25 laps = 118.175 km

29

Pos	Rider	Nation	Team	Motorcycle	Total Time	Km/h	Gap
1	25 99 Jorge LORENZO	SPA	Yamaha Factory Racing	YAMAHA	43'06.479	164.4	
2	20 26 Dani PEDROSA	SPA	Repsol Honda Team	HONDA	43'08.242	164.3	1.763
3	16 93 Marc MARQUEZ	SPA	Repsol Honda Team	HONDA	43'08.305	164.3	1.826
4	13 46 Valentino ROSSI	ITA	Yamaha Factory Racing	YAMAHA	43'12.353	164.1	5.874
5	11 6 Stefan BRADL	GER	LCR Honda MotoGP	HONDA	43'33.235	162.7	26.756
6	10 38 Bradley SMITH	GBR	Monster Yamaha Tech 3	YAMAHA	43'38.707	162.4	32.228
7	9 4 Andrea DOVIZIOSO	ITA	Ducati Team	DUCATI	43'39.171	162.4	32.692
8	8 41 Aleix ESPARGARO	SPA	Power Electronics Aspar	ART	44'05.094	160.8	58.615
9	7 5 Colin EDWARDS	USA	NGM Mobile Forward Racing	FTR KAWASAKI	44'09.621	160.5	1'03.142
10	6 51 Michele PIRRO	ITA	Ignite Pramac Racing	DUCATI	44'16.253	160.1	1'09.774
11	5 9 Danilo PETRUCCI	ITA	Came IodaRacing Project	IODA-SUTER	44'30.856	159.2	1'24.377
12	4 71 Claudio CORTI	ITA	NGM Mobile Forward Racing	FTR KAWASAKI	44'40.158	158.7	1'33.679
13	3 68 Yonny HERNANDEZ	COL	Paul Bird Motorsport	ART	44'51.834	158.0	1'45.355
14	2 67 Bryan STARING	AUS	GO&FUN Honda Gresini	FTR HONDA	44'57.224	157.7	1'50.745
15	1 77 Javier DEL AMOR	SPA	Avintia Blusens	FTR	44'49.011	151.8	1 lap
16	52 Lukas PESEK	CZE	Came IodaRacing Project	IODA-SUTER	44'53.698	151.6	1 lap

Not Classified

8	Hector BARBERA	SPA	Avintia Blusens	FTR	26'30.243	160.5	10 laps
17	Karel ABRAHAM	CZE	Cardion AB Motoracing	ART	17'56.247	158.1	15 laps
35	Cal CRUTCHLOW	GBR	Monster Yamaha Tech 3	YAMAHA	8'38.236	164.1	20 laps
69	Nicky HAYDEN	USA	Ducati Team	DUCATI	8'42.346	162.8	20 laps
29	Andrea IANNONE	ITA	Energy T.I. Pramac Racing	DUCATI	6'59.934	162.0	21 laps
14	Randy DE PUNIET	FRA	Power Electronics Aspar	ART	1'51.160	153.0	24 laps

Not finished first lap

19	Alvaro BAUTISTA	SPA	GO&FUN Honda Gresini	HONDA			
70	Michael LAVERTY	GBR	Paul Bird Motorsport	PBM			

Race condition: Dry

Air: 31°
Humidity: 29%
Ground: 52°

Pole Position:		Dani PEDROSA	1'40.893	168.6 Km/h
Fastest Lap:	Lap 3	Marc MARQUEZ	1'42.552	165.9 Km/h
Circuit Record Lap:	2008	Dani PEDROSA	1'42.358	166.2 Km/h
Circuit Best Lap:	2013	Dani PEDROSA	1'40.893	168.6 Km/h

13:40'00

13:58'00

14:01'10

14:02'01

14:02'32 Alvaro BAUTISTA

14:02'50 Michael LAVERTY

14:05'04 Randy DE PUNIET

14:09'40 Andrea IANNONE

14:10'50 Cal CRUTCHLOW

14:11'20 Nicky HAYDEN

14:13'11 Lukas PESEK

14:13'57 Lukas PESEK

14:19'08 Karel ABRAHAM

14:29'17 Hector BARBERA

SIGHTING LAP START

WARM UP LAP START

RACE START

No jump start

crashed out - Rider OK

crashed out - Rider OK

retired

crashed out - Rider OK

crashed out - Rider OK

crashed out - Rider OK

crashed out - Rider OK

re-joined race

entered pits and retired

crashed out - Rider OK

The results are provisional until the end of the limit for protest and appeals.

Time limit for protest expires 60' after publication of the results - Mr. Time:

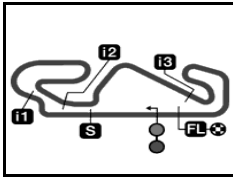
These data/results cannot be reproduced, stored and/or transmitted in whole or in part by any manner of electronic, mechanical, photocopying, recording, broadcasting or otherwise now known or herein after developed without the previous express consent by the copyright owner, except for reproduction in daily press and regular printed publications on sale to the public within 60 days of the event related to those data/results and always provided that copyright symbol appears together as follows below.

© DORNA, 2013

Official MotoGP Timing by TISSOT
www.motogp.com

Barcelona, Sunday, June 16, 2013





4727 m.

GRAN PREMI APEROL DE CATALUNYA

Race

Classification after 23 laps = 108.721 km

29

Pos		Rider	Nation	Team	Motorcycle	Total Time	Km/h	Gap
1	25	40	Poi ESPARGARO	SPA Tuenti HP 40	KALEX	41'17.307	157.9	
2	20	80	Esteve RABAT	SPA Tuenti HP 40	KALEX	41'17.388	157.9	0.081
3	16	12	Thomas LUTHI	SWI Interwetten Paddock Moto2 Rac	SUTER	41'23.571	157.5	6.264
4	13	45	Scott REDDING	GBR Marc VDS Racing Team	KALEX	41'26.368	157.4	9.061
5	11	30	Takaaki NAKAGAMI	JPN Italtrans Racing Team	KALEX	41'27.904	157.3	10.597
6	10	4	Randy KRUMMENACHE	SWI Technomag carXpert	SUTER	41'28.884	157.2	11.577
7	9	5	Johann ZARCO	FRA Came Iodaracing Project	SUTER	41'32.876	157.0	15.569
8	8	77	Dominique AEGERTER	SWI Technomag carXpert	SUTER	41'45.587	156.2	28.280
9	7	36	Mika KALLIO	FIN Marc VDS Racing Team	KALEX	41'45.659	156.2	28.352
10	6	3	Simone CORSI	ITA NGM Mobile Racing	SPEED UP	41'45.768	156.1	28.461
11	5	54	Mattia PASINI	ITA NGM Mobile Racing	SPEED UP	41'46.199	156.1	28.892
12	4	63	Mike DI MEGLIO	FRA JiR Moto2	MOTOBI	41'48.522	156.0	31.215
13	3	52	Danny KENT	GBR Tech 3	TECH 3	41'48.625	156.0	31.318
14	2	49	Axel PONS	SPA Tuenti HP 40	KALEX	41'49.064	155.9	31.757
15	1	60	Julian SIMON	SPA Italtrans Racing Team	KALEX	41'50.497	155.9	33.190
16		18	Nicolas TEROL	SPA Aspar Team Moto2	SUTER	41'51.399	155.8	34.092
17		9	Kyle SMITH	GBR Blusens Avintia	KALEX	42'01.699	155.2	44.392
18		55	Hafizh SYAHRIN	MAL Petronas Raceline Malaysia	KALEX	42'05.824	154.9	48.517
19		27	Dani RIVAS	SPA TSR Motorsports	KALEX	42'05.870	154.9	48.563
20		72	Yuki TAKAHASHI	JPN IDEMITSU Honda Team Asia	MORIWAKI	42'06.026	154.9	48.719
21		17	Alberto MONCAYO	SPA Argiñano & Gines Racing	SPEED UP	42'11.072	154.6	53.765
22		7	Doni Tata PRADITA	INA Federal Oil Gresini Moto2	SUTER	42'30.637	153.4	1'13.330
23		88	Ricard CARDUS	SPA NGM Mobile Forward Racing	SPEED UP	42'39.047	152.9	1'21.740
Not Classified								
		14	Ratthapark WILAIROT	THA Thai Honda PTT Gresini Moto2	SUTER	40'18.351	154.8	1 lap
		95	Anthony WEST	AUS QMMF Racing Team	SPEED UP	33'08.703	154.0	5 laps
		81	Jordi TORRES	SPA Aspar Team Moto2	SUTER	30'48.320	156.5	6 laps
		23	Marcel SCHROTTER	GER Desguaces La Torre SAG	KALEX	31'51.795	151.3	6 laps
		97	Rafid Topan SUCIPTO	INA QMMF Racing Team	SPEED UP	16'48.659	151.8	14 laps
		11	Sandro CORTESE	GER Dynavolt Intact GP	KALEX	13'24.212	148.1	16 laps
		15	Alex DE ANGELIS	RSM NGM Mobile Forward Racing	SPEED UP	13'37.145	145.7	16 laps
		19	Xavier SIMEON	BEL Desguaces La Torre Maptaq	KALEX	3'41.931	153.3	21 laps
		24	Toni ELIAS	SPA Blusens Avintia	KALEX	3'21.633	84.3	22 laps
		96	Louis ROSSI	FRA Tech 3	TECH 3			
		44	Steven ODENDAAL	RSA Argiñano & Gines Racing	SPEED UP			

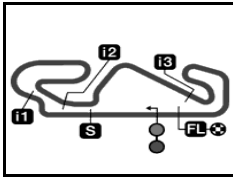
The results are provisional until the end of the limit for protest and appeals.

Time limit for protest expires 60' after publication of the results - Mr. Time:

These data/results cannot be reproduced, stored and/or transmitted in whole or in part by any manner of electronic, mechanical, photocopying, recording, broadcasting or otherwise now known or herein after developed without the previous express consent by the copyright owner, except for reproduction in daily press and regular printed publications on sale to the public within 60 days of the event related to those data/results and always provided that copyright symbol appears together as follows below.

© DORNA, 2013





4727 m.

GRAN PREMI APEROL DE CATALUNYA

Race

Classification after 23 laps = 108.721 km

29

Pos	Rider	Nation	Team	Motorcycle	Total Time	Km/h	Gap
-----	-------	--------	------	------------	------------	------	-----

Race condition: Dry

Air: 31°

Humidity: 29%

Ground: 51°

Pole Position:

Fastest Lap:

Circuit Record Lap:

Circuit Best Lap:

	Pol ESPARGARO	1'46.410	159.9 Km/h
Lap 5	Thomas LUTHI	1'46.960	159.0 Km/h
2012	Thomas LUTHI	1'46.631	159.5 Km/h
2012	Marc MARQUEZ	1'46.187	160.2 Km/h

12:05'00

12:18'00

12:22'03

12:22'39 Toni ELIAS

12:23'12

12:23'14 Toni ELIAS

12:23'55 Louis ROSSI

12:23'55 Steven ODENDAAL

12:25'30 Toni ELIAS

12:27'31 Ricard CARDUS

12:27'31 Xavier SIMEON

12:27'49 Ricard CARDUS

12:32'45 Alex DE ANGELIS

12:33'07 Alex DE ANGELIS

12:35'31 Sandro CORTESE

12:35'42 Alex DE ANGELIS

12:40'03 Rafid Topan SUCIPTO

12:45'30 Marcel SCHROTTER

12:45'42 Marcel SCHROTTER

12:53'48 Jordi TORRES

12:53'56 Marcel SCHROTTER

12:55'15 Anthony WEST

13:04'21 Ratthapark WILAIROT

SIGHTING LAP START

WARM UP LAP START

RACE START

crashed out - Rider OK

No jump start

re-joined race

crashed out - Rider OK

crashed out - Rider OK

entered pits and retired

crashed out - Rider OK

crashed out - Rider OK

re-joined race

crashed out - Rider OK

re-joined race

entered pits and retired

entered pits and retired

crashed out - Rider OK

crashed out - Rider OK

re-joined race

crashed out - Rider OK

entered pits and retired

entered pits and retired

crashed out - Rider OK

The results are provisional until the end of the limit for protest and appeals.

Time limit for protest expires 60' after publication of the results - Mr. Time:

These data/results cannot be reproduced, stored and/or transmitted in whole or in part by any manner of electronic, mechanical, photocopying, recording, broadcasting or otherwise now known or herein after developed without the previous express consent by the copyright owner, except for reproduction in daily press and regular printed publications on sale to the public within 60 days of the event related to those data/results and always provided that copyright symbol appears together as follows below.

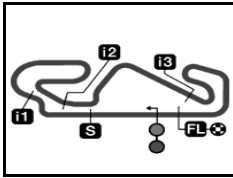
© DORNA, 2013

Official MotoGP Timing by TISSOT
www.motogp.com

Barcelona, Sunday, June 16, 2013

Page 2 of 2





4727 m.

GRAN PREMI APEROL DE CATALUNYA**Race****Classification after 22 laps = 103.994 km****29**

Pos		Rider	Nation	Team	Motorcycle	Total Time	Km/h	Gap
1	25	39 Luis SALOM	SPA	Red Bull KTM Ajo	KTM	41'15.331	151.2	
2	20	42 Alex RINS	SPA	Estrella Galicia 0,0	KTM	41'15.542	151.2	0.211
3	16	25 Maverick VIÑALES	SPA	Team Calvo	KTM	41'15.965	151.2	0.634
4	13	12 Alex MARQUEZ	SPA	Estrella Galicia 0,0	KTM	41'19.324	151.0	3.993
5	11	7 Efren VAZQUEZ	SPA	Mahindra Racing	MAHINDRA	41'21.574	150.8	6.243
6	10	44 Miguel OLIVEIRA	POR	Mahindra Racing	MAHINDRA	41'24.626	150.6	9.295
7	9	8 Jack MILLER	AUS	Caretta Technology - RTG	FTR HONDA	41'28.495	150.4	13.164
8	8	10 Alexis MASBOU	FRA	Ongetta-Rivacold	FTR HONDA	41'36.505	149.9	21.174
9	7	63 Zulfahmi KHAIRUDDIN	MAL	Red Bull KTM Ajo	KTM	41'36.571	149.9	21.240
10	6	61 Arthur SISSIS	AUS	Red Bull KTM Ajo	KTM	41'36.929	149.9	21.598
11	5	32 Isaac VIÑALES	SPA	Ongetta-Centro Seta	FTR HONDA	41'37.057	149.9	21.726
12	4	41 Brad BINDER	RSA	Ambrogio Racing	SUTER HONDA	41'37.087	149.9	21.756
13	3	89 Alan TECHER	FRA	CIP Moto3	TSR HONDA	41'37.159	149.9	21.828
14	2	99 Danny WEBB	GBR	Ambrogio Racing	SUTER HONDA	41'37.210	149.9	21.879
15	1	5 Romano FENATI	ITA	San Carlo Team Italia	FTR HONDA	41'37.402	149.9	22.071
16		19 Alessandro TONUCCI	ITA	La Fonte Tascaraing	FTR HONDA	41'37.549	149.8	22.218
17		4 Francesco BAGNAIA	ITA	San Carlo Team Italia	FTR HONDA	41'43.450	149.5	28.119
18		65 Philipp OETTL	GER	Tec Interwetten Moto3 Racing	KALEX KTM	41'50.246	149.1	34.915
19		17 John McPHEE	GBR	Caretta Technology - RTG	FTR HONDA	41'50.279	149.1	34.948
20		58 Juanfran GUEVARA	SPA	CIP Moto3	TSR HONDA	41'50.357	149.1	35.026
21		77 Lorenzo BALDASSARRI	ITA	GO&FUN Gresini Moto3	FTR HONDA	41'50.441	149.1	35.110
22		22 Ana CARRASCO	SPA	Team Calvo	KTM	41'50.683	149.1	35.352
23		29 Hyuga WATANABE	JPN	La Fonte Tascaraing	FTR HONDA	42'01.963	148.4	46.632
24		3 Matteo FERRARI	ITA	Ongetta-Centro Seta	FTR HONDA	42'02.064	148.4	46.733
25		16 Andrea MIGNO	ITA	GMT Racing	FTR	42'02.107	148.4	46.776
26		57 Eric GRANADO	BRA	Mapfre Aspar Team Moto3	KALEX KTM	42'28.227	146.9	1'12.896
27		86 Kevin HANUS	GER	Thomas Sabo GP Team	HONDA	42'44.662	145.9	1'29.331
Not Classified								
		84 Jakub KORNFEIL	CZE	Redox RW Racing GP	KALEX KTM	23'03.185	147.6	10 laps
		11 Livio LOI	BEL	Marc VDS Racing Team	KALEX KTM	7'37.576	148.7	18 laps
		23 Niccolò ANTONELLI	ITA	GO&FUN Gresini Moto3	FTR HONDA	5'43.994	148.4	19 laps
		9 Toni FINSTERBUSCH	GER	Kiefer Racing	KALEX KTM			
		31 Niklas AJO	FIN	Avant Tecno	KTM			
		53 Jasper IWEMA	NED	RW Racing GP	KALEX KTM			

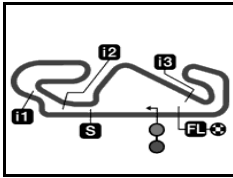
The results are provisional until the end of the limit for protest and appeals.

Time limit for protest expires 60' after publication of the results - Mr. Time:

These data/results cannot be reproduced, stored and/or transmitted in whole or in part by any manner of electronic, mechanical, photocopying, recording, broadcasting or otherwise now known or herein after developed without the previous express consent by the copyright owner, except for reproduction in daily press and regular printed publications on sale to the public within 60 days of the event related to those data/results and always provided that copyright symbol appears together as follows below.


© DORNA, 2013





4727 m.

GRAN PREMI APEROL DE CATALUNYA**Race****Classification after 22 laps = 103.994 km****29**

Pos	 Rider	Nation	Team	Motorcycle	Total Time	Km/h	Gap
-----	---	--------	------	------------	------------	------	-----

Race condition: Dry

Air: 25°

Humidity: 47%

Ground: 34°

Pole Position:**Fastest Lap (New record):****Circuit Record Lap:****Circuit Best Lap:**

	Luis SALOM	1'50.782	153.6 Km/h
Lap 20	Maverick VIÑALES	1'51.475	152.6 Km/h
2012	Alex MARQUEZ	1'52.583	151.1 Km/h
2013	Luis SALOM	1'50.782	153.6 Km/h

10:45'00**10:58'00****11:01'15****11:02'14**

11:02'59 Jasper IWEMA

11:02'59 Niklas AJO

11:02'59 Toni FINSTERBUSCH

11:08'30 Niccolò ANTONELLI

11:10'05 Livio LOI

11:24'19 Jakub KORNFEIL

11:42'43 Eric GRANADO

11:42'51 Eric GRANADO

SIGHTING LAP START**WARM UP LAP START****RACE START****No jump start**

crashed out - Rider OK

crashed out - Rider OK

crashed out - Rider OK

crashed out - Rider OK

crashed out - Rider OK

entered pits and retired

crashed out - Rider OK

re-joined race

The results are provisional until the end of the limit for protest and appeals.

Time limit for protest expires 60' after publication of the results - Mr. Time:

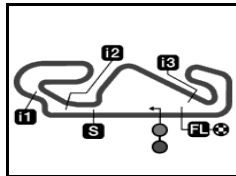
These data/results cannot be reproduced, stored and/or transmitted in whole or in part by any manner of electronic, mechanical, photocopying, recording, broadcasting or otherwise now known or herein after developed without the previous express consent by the copyright owner, except for reproduction in daily press and regular printed publications on sale to the public within 60 days of the event related to those data/results and always provided that copyright symbol appears together as follows below.

© DORNA, 2013

Official MotoGP Timing by **TISSOT**
www.motogp.com**Barcelona, Sunday, June 16, 2013**


Page 2 of 2





4727 m.

GRAN PREMI APEROL DE CATALUNYA**Qualifying Nr. 2****Classification****20**

	<i>Rider</i>	<i>Nation</i>	<i>Team</i>	<i>Motorcycle</i>	<i>Time</i>	<i>Lap Total</i>	<i>Gap</i>	<i>Top Speed</i>
1	26 Dani PEDROSA	SPA	Repsol Honda Team	HONDA	1'40.893	5 8		339.3
2	35 Cal CRUTCHLOW	GBR	Monster Yamaha Tech 3	YAMAHA	1'41.501	8 8	0.608 0.608	336.3
3	99 Jorge LORENZO	SPA	Yamaha Factory Racing	YAMAHA	1'41.566	7 7	0.673 0.065	336.4
4	19 Alvaro BAUTISTA	SPA	GO&FUN Honda Gresini	HONDA	1'41.714	7 8	0.821 0.148	339.5
5	69 Nicky HAYDEN	USA	Ducati Team	DUCATI	1'41.800	6 8	0.907 0.086	341.5
6	93 Marc MARQUEZ	SPA	Repsol Honda Team	HONDA	1'41.842	7 8	0.949 0.042	342.4
7	46 Valentino ROSSI	ITA	Yamaha Factory Racing	YAMAHA	1'41.959	7 8	1.066 0.117	336.1
8	29 Andrea IANNONE	ITA	Energy T.I. Pramac Racing	DUCATI	1'41.963	5 8	1.070 0.004	338.7
9	4 Andrea DOVIZIOSO	ITA	Ducati Team	DUCATI	1'42.053	2 6	1.160 0.090	337.6
10	6 Stefan BRADL	GER	LCR Honda MotoGP	HONDA	1'42.090	8 8	1.197 0.037	339.9
11	38 Bradley SMITH	GBR	Monster Yamaha Tech 3	YAMAHA	1'42.548	6 8	1.655 0.458	330.2
12	41 Aleix ESPARGARO	SPA	Power Electronics Aspar	ART	1'42.878	5 5	1.985 0.330	324.4

Practice condition: Dry

Air: 30°

Humidity: 27%

Ground: 52°

<i>Fastest Lap:</i>	Lap: 5	Dani PEDROSA	1'40.893	168.6 Km/h
<i>Circuit Record Lap:</i>	2008	Dani PEDROSA	1'42.358	166.2 Km/h
<i>Circuit Best Lap:</i>	2013	Dani PEDROSA	1'40.893	168.6 Km/h

The results are provisional until the end of the limit for protest and appeals.

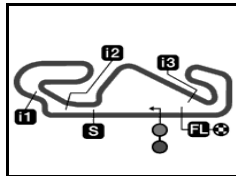
Time limit for protest expires 60' after publication of the results - Mr. Time:

These data/results cannot be reproduced, stored and/or transmitted in whole or in part by any manner of electronic, mechanical, photocopying, recording, broadcasting or otherwise now known or herein after developed without the previous express consent by the copyright owner, except for reproduction in daily press and regular printed publications on sale to the public within 60 days of the event related to those data/results and always provided that copyright symbol appears together as follows below.

© DORNA, 2013


Official MotoGP Timing by **TISSOT**
www.motogp.com

Barcelona, Saturday, June 15, 2013



4727 m.

GRAN PREMI APEROL DE CATALUNYA**Qualifying Nr. 1****Classification****17**

	<i>Rider</i>	<i>Nation</i>	<i>Team</i>	<i>Motorcycle</i>	<i>Time</i>	<i>Lap Total</i>	<i>Gap</i>	<i>Top Speed</i>
1	38 Bradley SMITH	GBR	Monster Yamaha Tech 3	YAMAHA	1'42.607	6 7		330.3
2	29 Andrea IANNONE	ITA	Energy T.I. Pramac Racing	DUCATI	1'42.660	6 8	0.053 0.053	338.1
3	14 Randy DE PUNIET	FRA	Power Electronics Aspar	ART	1'43.186	7 8	0.579 0.526	319.2
4	51 Michele PIRRO	ITA	Ignite Pramac Racing	DUCATI	1'43.330	2 8	0.723 0.144	331.8
5	8 Hector BARBERA	SPA	Avintia Blusens	FTR	1'43.659	6 7	1.052 0.329	318.5
6	5 Colin EDWARDS	USA	NGM Mobile Forward Racing	FTR KAWASAKI	1'43.983	3 8	1.376 0.324	318.9
7	17 Karel ABRAHAM	CZE	Cardion AB Motoracing	ART	1'44.362	7 8	1.755 0.379	320.9
8	9 Danilo PETRUCCI	ITA	Came IodaRacing Project	IODA-SUTER	1'44.369	6 7	1.762 0.007	317.3
9	71 Claudio CORTI	ITA	NGM Mobile Forward Racing	FTR KAWASAKI	1'44.603	2 8	1.996 0.234	319.3
10	70 Michael LAVERTY	GBR	Paul Bird Motorsport	PBM	1'44.630	7 7	2.023 0.027	322.0
11	68 Yonny HERNANDEZ	COL	Paul Bird Motorsport	ART	1'44.913	2 8	2.306 0.283	318.9
12	67 Bryan STARING	AUS	GO&FUN Honda Gresini	FTR HONDA	1'45.441	6 8	2.834 0.528	317.2
13	52 Lukas PESEK	CZE	Came IodaRacing Project	IODA-SUTER	1'46.302	7 7	3.695 0.861	313.2
14	77 Javier DEL AMOR	SPA	Avintia Blusens	FTR	1'48.952	7 7	6.345 2.650	309.4

Practice condition: Dry

Air: 30°

Humidity: 26%

Ground: 52°

<i>Fastest Lap:</i>	Lap: 6	Bradley SMITH	1'42.607	165.8 Km/h
<i>Circuit Record Lap:</i>	2008	Dani PEDROSA	1'42.358	166.2 Km/h
<i>Circuit Best Lap:</i>	2008	Casey STONER	1'41.186	168.1 Km/h

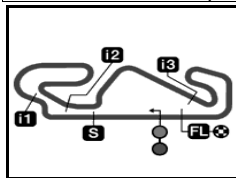
The results are provisional until the end of the limit for protest and appeals.

Time limit for protest expires 60' after publication of the results - Mr. Time:

These data/results cannot be reproduced, stored and/or transmitted in whole or in part by any manner of electronic, mechanical, photocopying, recording, broadcasting or otherwise now known or herein after developed without the previous express consent by the copyright owner, except for reproduction in daily press and regular printed publications on sale to the public within 60 days of the event related to those data/results and always provided that copyright symbol appears together as follows below.

© DORNA, 2013






4727 m.

GRAN PREMI APEROL DE CATALUNYA

Qualifying
Classification

		Rider	Nation	Team	Motorcycle	Time	Lap Total	Gap	Top Speed
1	40	PoI ESPARGARO	SPA	Tuenti HP 40	KALEX	1'46.410	9 20		281.4
2	45	Scott REDDING	GBR	Marc VDS Racing Team	KALEX	1'47.029	14 18	0.619 0.619	275.5
3	80	Esteve RABAT	SPA	Tuenti HP 40	KALEX	1'47.076	5 20	0.666 0.047	279.7
4	30	Takaaki NAKAGAMI	JPN	Italtrans Racing Team	KALEX	1'47.098	3 18	0.688 0.022	275.7
5	15	Alex DE ANGELIS	RSM	NGM Mobile Forward Racing	SPEED UP	1'47.149	2 13	0.739 0.051	284.0
6	5	Johann ZARCO	FRA	Came Iodaracing Project	SUTER	1'47.213	15 19	0.803 0.064	280.5
7	81	Jordi TORRES	SPA	Aspar Team Moto2	SUTER	1'47.258	16 19	0.848 0.045	281.1
8	4	Randy KRUMMENACHER	SWI	Technomag carXpert	SUTER	1'47.418	3 19	1.008 0.160	278.9
9	11	Sandro CORTESE	GER	Dynavolt Intact GP	KALEX	1'47.422	16 16	1.012 0.004	280.7
10	12	Thomas LUTHI	SWI	Interwetten Paddock Moto2 Rac	SUTER	1'47.424	4 17	1.014 0.002	279.5
11	54	Mattia PASINI	ITA	NGM Mobile Racing	SPEED UP	1'47.475	7 16	1.065 0.051	284.8
12	36	Mika KALLIO	FIN	Marc VDS Racing Team	KALEX	1'47.540	18 18	1.130 0.065	276.9
13	23	Marcel SCHROTTER	GER	Desguaces La Torre SAG	KALEX	1'47.559	16 22	1.149 0.019	280.3
14	77	Dominique AEGERTER	SWI	Technomag carXpert	SUTER	1'47.586	7 17	1.176 0.027	280.2
15	3	Simone CORSI	ITA	NGM Mobile Racing	SPEED UP	1'47.695	5 19	1.285 0.109	281.3
16	60	Julian SIMON	SPA	Italtrans Racing Team	KALEX	1'47.731	18 18	1.321 0.036	280.8
17	52	Danny KENT	GBR	Tech 3	TECH 3	1'47.803	19 21	1.393 0.072	277.5
18	9	Kyle SMITH	GBR	Blusens Avintia	KALEX	1'47.805	16 17	1.395 0.002	276.4
19	19	Xavier SIMEON	BEL	Desguaces La Torre Maptaq	KALEX	1'47.808	4 20	1.398 0.003	276.2
20	18	Nicolas TEROL	SPA	Aspar Team Moto2	SUTER	1'47.808	3 17	1.398	280.5
21	24	Toni ELIAS	SPA	Blusens Avintia	KALEX	1'47.859	4 18	1.449 0.051	276.9
22	72	Yuki TAKAHASHI	JPN	IDEMITSU Honda Team Asia	MORIWAKI	1'47.931	9 19	1.521 0.072	272.0
23	96	Louis ROSSI	FRA	Tech 3	TECH 3	1'47.986	19 20	1.576 0.055	278.6
24	63	Mike DI MEGLIO	FRA	JiR Moto2	MOTOBI	1'48.032	13 17	1.622 0.046	279.2
25	95	Anthony WEST	AUS	QMMF Racing Team	SPEED UP	1'48.064	18 18	1.654 0.032	277.2
26	88	Ricard CARDUS	SPA	NGM Mobile Forward Racing	SPEED UP	1'48.140	17 20	1.730 0.076	280.4
27	55	Hafizh SYAHRIN	MAL	Petronas Raceline Malaysia	KALEX	1'48.221	2 17	1.811 0.081	281.3
28	14	Ratthapark WILAIROT	THA	Thai Honda PTT Gresini Moto2	SUTER	1'48.240	3 12	1.830 0.019	281.4
29	49	Axel PONS	SPA	Tuenti HP 40	KALEX	1'48.308	10 18	1.898 0.068	276.6
30	44	Steven ODENDAAL	RSA	Argiñano & Gines Racing	SPEED UP	1'48.313	16 20	1.903 0.005	279.7
31	17	Alberto MONCAYO	SPA	Argiñano & Gines Racing	SPEED UP	1'48.398	7 7	1.988 0.085	282.8
32	27	Dani RIVAS	SPA	TSR Motorsports	KALEX	1'48.587	13 18	2.177 0.189	270.6
33	7	Doni Tata PRADITA	INA	Federal Oil Gresini Moto2	SUTER	1'49.059	17 19	2.649 0.472	277.0
34	97	Rafid Topan SUCIPTO	INA	QMMF Racing Team	SPEED UP	1'50.709	6 18	4.299 1.650	274.6

Practice condition: Dry

Air: 30°

Humidity: 27%

Ground: 52°

Fastest Lap:	Lap: 9	PoI ESPARGARO	1'46.410	159.9 Km/h
Circuit Record Lap:	2012	Thomas LUTHI	1'46.631	159.5 Km/h
Circuit Best Lap:	2012	Marc MARQUEZ	1'46.187	160.2 Km/h

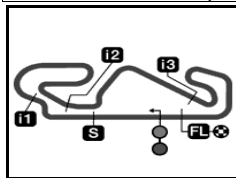
The results are provisional until the end of the limit for protest and appeals.

Time limit for protest expires 60' after publication of the results - Mr. Time:

These data/results cannot be reproduced, stored and/or transmitted in whole or in part by any manner of electronic, mechanical, photocopying, recording, broadcasting or otherwise now known or herein after developed without the previous express consent by the copyright owner, except for reproduction in daily press and regular printed publications on sale to the public within 60 days of the event related to those data/results and always provided that copyright symbol appears together as follows below.


© DORNA, 2013





4727 m.

GRAN PREMI APEROL DE CATALUNYA**Qualifying
Classification**

		<i>Rider</i>	<i>Nation</i>	<i>Team</i>	<i>Motorcycle</i>	<i>Time</i>	<i>Lap Total</i>	<i>Gap</i>	<i>Top Speed</i>
1	39	Luis SALOM	SPA	Red Bull KTM Ajo	KTM	1'50.782	14 16		235.3
2	42	Alex RINS	SPA	Estrella Galicia 0,0	KTM	1'51.108	17 18	0.326 0.326	232.6
3	44	Miguel OLIVEIRA	POR	Mahindra Racing	MAHINDRA	1'51.540	14 16	0.758 0.432	234.3
4	12	Alex MARQUEZ	SPA	Estrella Galicia 0,0	KTM	1'51.668	18 18	0.886 0.128	238.1
5	25	Maverick VIÑALES	SPA	Team Calvo	KTM	1'51.802	3 8	1.020 0.134	233.7
6	7	Efren VAZQUEZ	SPA	Mahindra Racing	MAHINDRA	1'51.952	13 15	1.170 0.150	233.3
7	32	Isaac VIÑALES	SPA	Ongetta-Centro Seta	FTR HONDA	1'51.966	14 18	1.184 0.014	229.0
8	8	Jack MILLER	AUS	Caretta Technology - RTG	FTR HONDA	1'52.060	12 16	1.278 0.094	226.1
9	23	Niccolò ANTONELLI	ITA	GO&FUN Gresini Moto3	FTR HONDA	1'52.105	8 16	1.323 0.045	227.4
10	10	Alexis MASBOU	FRA	Ongetta-Rivacold	FTR HONDA	1'52.299	14 16	1.517 0.194	234.0
11	61	Arthur SISSIS	AUS	Red Bull KTM Ajo	KTM	1'52.382	13 15	1.600 0.083	234.2
12	41	Brad BINDER	RSA	Ambrogio Racing	SUTER HONDA	1'52.441	14 17	1.659 0.059	222.2
13	11	Livio LOI	BEL	Marc VDS Racing Team	KALEX KTM	1'52.479	13 16	1.697 0.038	233.2
14	19	Alessandro TONUCCI	ITA	La Fonte Tascaracing	FTR HONDA	1'52.486	14 16	1.704 0.007	225.0
15	89	Alan TECHER	FRA	CIP Moto3	TSR HONDA	1'52.518	15 16	1.736 0.032	228.9
16	63	Zulfahmi KHAIRUDDIN	MAL	Red Bull KTM Ajo	KTM	1'52.568	12 14	1.786 0.050	233.3
17	84	Jakub KORNFEIL	CZE	Redox RW Racing GP	KALEX KTM	1'52.590	16 17	1.808 0.022	231.8
18	77	Lorenzo BALDASSARRI	ITA	GO&FUN Gresini Moto3	FTR HONDA	1'52.627	13 16	1.845 0.037	227.8
19	9	Toni FINSTERBUSCH	GER	Kiefer Racing	KALEX KTM	1'52.716	17 17	1.934 0.089	232.1
20	17	John McPHEE	GBR	Caretta Technology - RTG	FTR HONDA	1'52.743	16 16	1.961 0.027	227.9
21	99	Danny WEBB	GBR	Ambrogio Racing	SUTER HONDA	1'52.777	14 16	1.995 0.034	222.4
22	5	Romano FENATI	ITA	San Carlo Team Italia	FTR HONDA	1'52.792	11 18	2.010 0.015	228.0
23	31	Niklas AJO	FIN	Avant Tecno	KTM	1'52.876	13 15	2.094 0.084	233.2
24	58	Juanfran GUEVARA	SPA	CIP Moto3	TSR HONDA	1'52.896	8 17	2.114 0.020	227.0
25	57	Eric GRANADO	BRA	Mapfre Aspar Team Moto3	KALEX KTM	1'52.910	14 17	2.128 0.014	229.8
26	53	Jasper IWEMA	NED	RW Racing GP	KALEX KTM	1'53.201	15 15	2.419 0.291	235.3
27	65	Philipp OETTL	GER	Tec Interwetten Moto3 Racing	KALEX KTM	1'53.262	8 16	2.480 0.061	231.7
28	22	Ana CARRASCO	SPA	Team Calvo	KTM	1'53.319	9 17	2.537 0.057	233.5
29	29	Hyuga WATANABE	JPN	La Fonte Tascaracing	FTR HONDA	1'53.519	16 16	2.737 0.200	227.8
30	3	Matteo FERRARI	ITA	Ongetta-Centro Seta	FTR HONDA	1'53.684	15 15	2.902 0.165	229.1
31	16	Andrea MIGNO	ITA	GMT Racing	FTR	1'53.735	16 18	2.953 0.051	226.5
32	4	Francesco BAGNAIA	ITA	San Carlo Team Italia	FTR HONDA	1'54.500	2 3	3.718 0.765	228.3
33	66	Florian ALT	GER	Kiefer Racing	KALEX KTM	1'54.880	15 17	4.098 0.380	229.9
34	86	Kevin HANUS	GER	Thomas Sabo GP Team	HONDA	1'55.314	16 16	4.532 0.434	222.6

Not Classified* 94 **Jonas FOLGER** GER Mapfre Aspar Team Moto3 KALEX KTM**Practice condition:** Dry

Air: 30°

Humidity: 25%

Ground: 48°

<i>Fastest Lap:</i>	Lap: 14	Luis SALOM	1'50.782	153.6 Km/h
<i>Circuit Record Lap:</i>	2012	Alex MARQUEZ	1'52.583	151.1 Km/h
<i>Circuit Best Lap:</i>	2013	Luis SALOM	1'50.782	153.6 Km/h

* **Have qualified for the race having achieved a time within 107 % of the fastest rider in a free practice session.**

The results are provisional until the end of the limit for protest and appeals.

Time limit for protest expires 60' after publication of the results - Mr. Time:

These data/results cannot be reproduced, stored and/or transmitted in whole or in part by any manner of electronic, mechanical, photocopying, recording, broadcasting or otherwise now known or herein after developed without the previous express consent by the copyright owner, except for reproduction in daily press and regular printed publications on sale to the public within 60 days of the event related to those data/results and always provided that copyright symbol appears together as follows below.

© DORNA, 2013