

Motorland Aragon 5.344 m

**Aragon, 12-13-14 April 2013**

**Superbike - Results Race 2**

Laps 19 = 101,536 Km - Time Of Race 37'52.691 - Avg. 160,836 km/h

1 / 2

Pos	Race	Grid	No.	Rider	Nat	Team	Bike	LL	Gap	Fastest Lap	Speed	Qualifying		Ranking		
												Time	Speed	R1	R2	Tot
1	3	19	C. DAVIES	GBR	BMW Motorrad GoldBet SBK	BMW S1000 RR	19		1'58.860	318,3	1'56.845	325,0	25	25	63	2
2	4	50	S. GUINTOLI	FRA	Aprilia Racing Team	Aprilia RSV4 Factory	19	5.035	1'59.190	325,0	1'57.486	327,9	20	20	85	1
3	1	66	T. SYKES	GBR	Kawasaki Racing Team	Kawasaki ZX-10R	19	7.677	1'59.429	316,5	1'56.339	324,0		16	38	6
4	7	34	D. GIUGLIANO	ITA	Althea Racing	Aprilia RSV4 Factory	19	12.549	1'59.381	313,7	1'57.975	319,2		13	23	11
5	8	33	M. MELANDRI	ITA	BMW Motorrad GoldBet SBK	BMW S1000 RR	19	19.766	1'59.351	322,1	1'58.268	325,0	16	11	43	4
6	6	76	L. BAZ	FRA	Kawasaki Racing Team	Kawasaki ZX-10R	19	23.855	2'00.010	313,7	1'57.869	318,3	11	10	31	8
7	5	16	J. CLUZEL	FRA	Fixi Crescent Suzuki	Suzuki GSX-R1000	19	26.926	1'59.978	315,5	1'57.540	318,3	10	9	33	7
8	10	7	C. CHECA	ESP	Team Ducati Alstare	Ducati 1199 Panigale R	19	31.593	2'00.253	307,5	1'58.326	308,4	9	8	17	13
9	11	91	L. HASLAM	GBR	Pata Honda World Superbike	Honda CBR1000RR	19	35.308	2'00.207	315,5	1'58.329	313,7	7	7	29	10
10	13	86	A. BADOVINI	ITA	Team Ducati Alstare	Ducati 1199 Panigale R	19	44.497	2'01.114	306,7	1'59.475	307,5	6	6	12	15
11	14	84	M. FABRIZIO	ITA	Red Devils Roma	Aprilia RSV4 Factory	19	53.071	2'01.063	311,0	1'59.478	322,1	8	5	42	5
12	12	27	M. NEUKIRCHNER	GER	MR-Racing	Ducati 1199 Panigale R	19	55.223	2'01.527	309,3	1'59.993	312,8	5	4	20	12
13	15	5	A. LUNDH	SWE	Team Pedercini	Kawasaki ZX-10R	19	1'32.995	2'01.733	306,7	2'01.029	304,1		3	7	17
14	17	18	I. CLEMENTI	ITA	HTM Racing	BMW S1000 RR	19	1'41.979	2'01.847	302,4	2'02.140	304,1	3	2	9	16
15	9	65	J. REA	GBR	Pata Honda World Superbike	Honda CBR1000RR	18	1 Lap	1'59.571	322,1	2'01.613	317,4	13	1	30	9
-----Not Classified-----																
RET	16	23	F. SANDI	ITA	Team Pedercini	Kawasaki ZX-10R	6	13 Laps	2'02.377	304,9	2'00.979	308,4	4		6	18
RET	19	31	V. IANNUZZO	ITA	Grillini Dentalmatic SBK	BMW S1000 RR	0				2'03.201	294,2	2		2	21
RET	2	58	E. LAVERTY	IRL	Aprilia Racing Team	Aprilia RSV4 Factory	0				1'56.638	328,9			45	3
NS	18	8	M. AITCHISON	AUS	Team Effenbert Liberty Racing	Ducati 1098R					2'02.554	294,2				

AIR	Humidity:	31%	Temp:	27°C
TRACK	Condition:	Dry	Temp:	42°C

Fastest Lap	2° Chaz Davies	1'58.860	161,858	Km/h
Lap Record:	2013 T. Sykes	1'57.973	163,070	Km/h
Best Lap:	2013 T. Sykes	1'56.339	165,370	Km/h

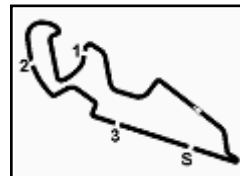
LAP LEADERS					
No.	Rider	From	To	Laps	Total
66	T. SYKES	1	1	1	1
19	C. DAVIES	2	19	18	18

TOTAL LEADER LAPS		
No.	Rider	Laps
19	C. DAVIES	34
50	S. GUINTOLI	25
58	E. LAVERTY	21
66	T. SYKES	3

Start 14/04/2013 15:41  
End 16:20

The results are provisional until the end of the time limit for protests and appeals and the completion of the technical checks.





Motorland Aragon 5.344 m

**Aragon, 12-13-14 April 2013**

**Superbike - Results Race 2**

Laps 19 = 101,536 Km - Time Of Race 37'52.691 - Avg. 160,836 km/h

RACE HIGHLIGHTS

15.27.49		Warm-up Lap Start
15.31.03		Start Delayed
15.37.29		Warm-up Lap Start
15.38.01		Race 19 Laps
15.40.30		Start
15.40.56	58 Laverty	Crashed - Rider OK - Turn 2
15.41.28	31 Iannuzzo	Technical Problem
15.41.47	58 Laverty	Retired
15.41.52	31 Iannuzzo	Retired
15.42.54	76 Baz	On the Gravel - Re-Joined - Turn 1
15.43.06		No Jump Start
15.43.18	8 Aitchison	Retired
15.50.45	65 Rea	Entered Pits
15.54.02	23 Sandi	Entered Pits
15.55.14	23 Sandi	Retired
15.57.39	76 Baz	Under Investigation
16.03.12	18 Clementi	Crashed - Rider OK - Turn 16
16.03.18	18 Clementi	Re-joined
16.05.45		European Junior Cup Pit Lane will open at 16.40 approx
16.20.43		End Of Session

14/04/2013      Start 15:41      End 16:20      The results are provisional until the end of the time limit for protests and appeals and the completion of the technical checks.      .....

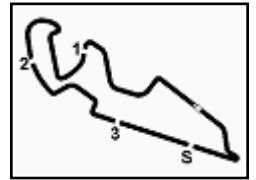




# European Junior Cup



**11**  
**EJC**



Motorland Aragon 5.344 m

**Aragon, 12-13-14 April 2013**

## European Junior Cup - Results Race

Laps 8 = 42,752 Km - Time Of Race 19'45.835 - Avg. 129,788 km/h

1 / 2

Pos	Race	Grid	No.	Rider	Nat	Team	Bike	LL	Gap	Fastest Lap	Speed	Qualifying		Ranking		
												Time	Speed	R	Tot	Pos
1	4	29	J. LEWIS	NZL	Jake Lewis Racing	Honda CBR500R	8		2'26.689	188,0	2'25.855	185,5	25	25	1	
2	1	11	A. ARENAS	ESP		Honda CBR500R	8	0.003	2'26.977	185,8	2'25.483	191,0	20	20	2	
3	3	97	M. CANDUCCI	ITA	Colors Experience	Honda CBR500R	8	0.143	2'25.869	187,1	2'25.687	187,1	16	16	3	
4	2	5	G. RAYMOND	FRA	Activbike	Honda CBR500R	8	0.494	2'26.766	192,0	2'25.504	191,3	13	13	4	
5	5	53	I. FERNANDEZ	ESP	Evo Kids Racing	Honda CBR500R	8	0.598	2'27.256	189,7	2'26.171	188,3	11	11	5	
6	7	87	Z. LEVY	AUS	Puma R.V.s	Honda CBR500R	8	0.754	2'26.815	185,8	2'26.523	187,1	10	10	6	
7	9	12	A. RUSMIPUTRO	INA		Honda CBR500R	8	1.539	2'27.388	190,7	2'26.720	188,0	9	9	7	
8	8	56	P. SEBESTYEN	HUN	World Management	Honda CBR500R	8	3.756	2'27.332	191,7	2'26.686	187,4	8	8	8	
9	14	43	K. MANFREDI	ITA	Newton Trasformatori Srl	Honda CBR500R	8	3.847	2'27.275	188,7	2'27.158	186,7	7	7	9	
10	17	55	I. MYKHALCHYK	UKR	Wind Racing Team	Honda CBR500R	8	4.975	2'27.028	188,3	2'27.766	187,7	6	6	10	
11	18	33	R. ANNE	FRA	Anne Formation	Honda CBR500R	8	5.225	2'27.263	184,8	2'27.854	184,2	5	5	11	
12	19	77	M. ARANDA	ESP	Aranda 77	Honda CBR500R	8	5.338	2'26.966	185,8	2'27.889	185,8	4	4	12	
13	12	88	S. PAIUTA	BRA	LS2 Helmets Racing Team	Honda CBR500R	8	8.357	2'26.470	189,3	2'26.996	189,7	3	3	13	
14	6	27	J. ORELLANA	ESP	Europfoods	Honda CBR500R	8	15.299	2'27.937	191,0	2'26.213	184,5	2	2	14	
15	15	78	L. GAROFOLI	ITA		Honda CBR500R	8	15.350	2'28.013	188,3	2'27.329	185,8	1	1	15	
16	21	3	A. ZANELLA	ITA	Maverik	Honda CBR500R	8	15.395	2'28.062	185,8	2'28.271	186,7				
17	16	2	R. BODIS	HUN	Sparta Motorsport	Honda CBR500R	8	15.559	2'28.121	183,3	2'27.727	191,0				
18	26	17	J. FLITCROFT	GBR	Nova Caravans	Honda CBR500R	8	19.280	2'28.094	187,4	2'28.944	184,5				
19	24	37	A. FERNANDEZ	ESP	DS Junior Team	Honda CBR500R	8	22.414	2'25.943	192,7	2'28.734	187,4				
20	23	25	J. HUBNER	SWE	MH Entreprenad	Honda CBR500R	8	24.286	2'29.963	178,2	2'28.436	186,4				
21	28	4	A. MAGLIOCCHETTI	ITA		Honda CBR500R	8	31.096	2'30.450	185,5	2'29.318	187,4				
22	25	10	C. EBEHARD	BEL	RSM Junior Team	Honda CBR500R	8	31.177	2'29.821	186,7	2'28.845	188,0				
23	27	38	H. SOOMER	EST	Enos OÜ	Honda CBR500R	8	31.304	2'28.504	179,3	2'29.039	180,8				
24	31	35	S. HILL	GBR	Munton Roofing	Honda CBR500R	8	40.114	2'31.429	187,4	2'31.552	179,3				
25	30	59	B. HEAVEN	GBR	Team Amadora	Honda CBR500R	8	41.890	2'31.114	177,9	2'31.469	187,7				
26	33	24	S. CROFT	NZL	White Ribbon New Zealand	Honda CBR500R	8	41.911	2'30.907	183,6	2'32.504	184,2				
27	29	99	C. LONDON	NZL	WILSport Management	Honda CBR500R	8	43.074	2'31.338	183,9	2'29.960	188,7				
28	32	7	A. WISDOM	USA	Cads Racing	Honda CBR500R	8	54.589	2'32.574	183,3	2'31.822	185,1				
29	34	9	A. DEMOULIN	FRA	JFA Performances	Honda CBR500R	8	1'03.423	2'33.965	178,8	2'33.884	182,0				
30	35	93	C. KOSAN	USA	MCJ Motorsports	Honda CBR500R	8	1'04.379	2'33.109	183,0	2'34.675	180,5				
-----Not Classified-----																
RET	11	19	R. FILIPPINI	ITA	Nineteen Racing Team ASD	Honda CBR500R	6	2 Laps	2'28.704	188,0	2'26.989	185,8				
RET	20	21	M. SCHULTHEISS	GER	ADAC Würtemberg	Honda CBR500R	6	2 Laps	2'27.801	193,0	2'28.139	183,0				
RET	10	34	A. PITTET	SUI	Swisscare	Honda CBR500R	2	6 Laps	2'27.859	184,8	2'26.924	183,0				
RET	13	41	S. ODEGARD	NOR	Team Stinius Viking Racing	Honda CBR500R	2	6 Laps	2'30.568	186,7	2'27.129	182,4				
RET	22	69	J. HARLAND	GBR	Padgettsmotorcycles.com	Honda CBR500R	1	7 Laps		186,4	2'28.361	182,7				

AIR	Humidity:	29%	Temp:	28°C
TRACK	Condition:	Dry	Temp:	43°C

Fastest Lap	7° Michael Canducci	2'25.869	131,888	Km/h
Lap Record:				
Best Lap:	2013 A. Arenas	2'25.483	132,240	Km/h

LAP LEADERS					
No.	Rider	From	To	Laps	Total
97	M. CANDUCCI	1	2	2	2
53	I. FERNANDEZ	3	3	1	
29	J. LEWIS	4	4	1	
11	A. ARENAS	5	5	1	1
53	I. FERNANDEZ	6	6	1	2
29	J. LEWIS	7	8	2	3

TOTAL LEADER LAPS		
No.	Rider	Laps
29	J. LEWIS	3
53	I. FERNANDEZ	2
97	M. CANDUCCI	2
11	A. ARENAS	1

Start 14/04/2013 16:55  
End 17:16

The results are provisional until the end of the time limit for protests and appeals and the completion of the technical checks.

FIKR PERUGIA TIMING



Official Tyre Supplier



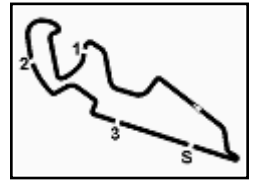
Official Timekeeper



# European Junior Cup



11  
EJC



Motorland Aragon 5.344 m

Aragon, 12-13-14 April 2013

## European Junior Cup - Results Race

Laps 8 = 42,752 Km - Time Of Race 19'45.835 - Avg. 129,788 km/h

2 / 2

### RACE HIGHLIGHTS

16.50.48		Warm-up Lap Start
16.54.55		Start
16.59.25	69 Harland	Crashed - Rider OK - Turn 12
17.00.10	69 Harland	Retired
17.00.46	34 Pittet	Crashed - Rider OK - Turn 5
17.01.32	41 Odegard	Technical Problem - Turn 10
17.04.17		No Jump Start
17.12.07	21 Schultheiss	Crashed - Turn 12
17.12.08	19 Filippini	Crashed - Turn 12
17.16.44		End Of Session

14/04/2013      Start 16:55      End 17:16      The results are provisional until the end of the time limit for protests and appeals and the completion of the technical checks.      .....

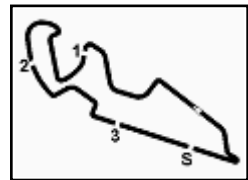
FKR PERUGIA TIMING



Official Tyre Supplier



Official Timekeeper



Motorland Aragon 5.344 m

**Aragon, 12-13-14 April 2013**

**Superbike - Results Race 1**

Laps 20 = 106,880 Km - Time Of Race 39'50.332 - Avg. 160,968 km/h

1 / 2

Pos	Race	Grid	No.	Rider	Nat	Team	Bike	LL	Gap	Fastest Lap	Speed	Qualifying		Ranking		
												Time	Speed	R1	R2	Tot
1	3	19	C. DAVIES	GBR	BMW Motorrad GoldBet SBK	BMW S1000 RR	20		1'58.218	325,9	1'56.845	325,0	25	38	3	
2	4	50	S. GUINTOLI	FRA	Aprilia Racing Team	Aprilia RSV4 Factory	20	5.216	1'58.344	328,9	1'57.486	327,9	20	65	1	
3	8	33	M. MELANDRI	ITA	BMW Motorrad GoldBet SBK	BMW S1000 RR	20	7.089	1'58.751	328,9	1'58.268	325,0	16	32	5	
4	9	65	J. REA	GBR	Pata Honda World Superbike	Honda CBR1000RR	20	8.196	1'59.102	323,0	2'01.613	317,4	13	29	6	
5	6	76	L. BAZ	FRA	Kawasaki Racing Team	Kawasaki ZX-10R	20	14.417	1'59.212	322,1	1'57.869	318,3	11	21	10	
6	5	16	J. LUZZEL	FRA	Fixi Crescent Suzuki	Suzuki GSX-R1000	20	18.332	1'59.284	321,1	1'57.540	318,3	10	24	7	
7	10	7	C. CHECA	ESP	Team Ducati Alstare	Ducati 1199 Panigale R	20	24.306	1'59.648	312,8	1'58.326	308,4	9	9	14	
8	14	84	M. FABRIZIO	ITA	Red Devils Roma	Aprilia RSV4 Factory	20	25.884	2'00.056	316,5	1'59.478	322,1	8	37	4	
9	11	91	L. HASLAM	GBR	Pata Honda World Superbike	Honda CBR1000RR	20	35.721	1'59.469	319,2	1'58.329	313,7	7	22	9	
10	13	86	A. BADOVINI	ITA	Team Ducati Alstare	Ducati 1199 Panigale R	20	44.129	2'00.926	311,9	1'59.475	307,5	6	6	16	
11	12	27	M. NEUKIRCHNER	GER	MR-Racing	Ducati 1199 Panigale R	20	51.424	2'01.108	315,5	1'59.993	312,8	5	16	11	
12	16	23	F. SANDI	ITA	Team Pedercini	Kawasaki ZX-10R	20	1'09.217	2'01.699	312,8	2'00.979	308,4	4	6	17	
13	17	18	I. CLEMENTI	ITA	HTM Racing	BMW S1000 RR	20	1'14.091	2'01.792	301,6	2'02.140	304,1	3	7	15	
14	19	31	V. IANNUZZO	ITA	Grillini Dentalmatic SBK	BMW S1000 RR	20	1'48.328	2'02.093	304,1	2'03.201	294,2	2	2	21	
-----Not Classified-----																
NC	2	58	E. LAVERTY	IRL	Aprilia Racing Team	Aprilia RSV4 Factory	14	6 Laps	1'57.988	327,9	1'56.638	328,9		45	2	
RET	7	34	D. GIUGLIANO	ITA	Althea Racing	Aprilia RSV4 Factory	19	1 Lap	1'58.478	322,1	1'57.975	319,2		10	13	
RET	15	5	A. LUNDH	SWE	Team Pedercini	Kawasaki ZX-10R	11	9 Laps	2'01.708	316,5	2'01.029	304,1		4	20	
RET	18	8	M. AITCHISON	AUS	Team Effenbert Liberty Racing	Ducati 1098R	6	14 Laps	2'04.180	294,2	2'02.554	294,2				
RET	1	66	T. SYKES	GBR	Kawasaki Racing Team	Kawasaki ZX-10R	5	15 Laps	1'57.973	322,1	1'56.339	324,0		22	8	

AIR	Humidity:	51%	Temp:	18°C
TRACK	Condition:	Dry	Temp:	26°C

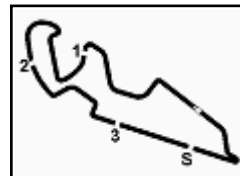
Fastest Lap	3° Tom Sykes	1'57.973	163,075	Km/h
Lap Record:	2012 M. Melandri	1'58.251	162,690	Km/h
Best Lap:	2013 T. Sykes	1'56.339	165,370	Km/h

LAP LEADERS					
No.	Rider	From	To	Laps	Total
58	E. LAVERTY	1	3	3	3
66	T. SYKES	4	4	1	1
19	C. DAVIES	5	20	16	16

TOTAL LEADER LAPS		
No.	Rider	Laps
50	S. GUINTOLI	25
58	E. LAVERTY	21
19	C. DAVIES	16
66	T. SYKES	2

14/04/2013 Start 12:01 End 12:43 The results are provisional until the end of the time limit for protests and appeals and the completion of the technical checks. ....





**Aragon, 12-13-14 April 2013**

**Superbike - Results Race 1**

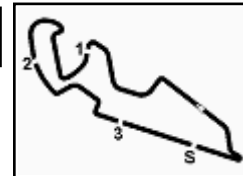
Laps 20 = 106,880 Km - Time Of Race 39'50.332 - Avg. 160,968 km/h

RACE HIGHLIGHTS

11.57.58		Warm-up Lap Start
12.01.27		Start
12.04.01		No Jump Start
12.08.59	58 Laverty	On the Gravel - Turn 13
12.09.07	58 Laverty	Re-joined
12.09.43	58 Laverty	Entered Pits
12.11.29	66 Sykes	Entered Pits
12.12.30	66 Sykes	Retired
12.15.22	8 Aitchison	Technical Problem - Turn 1
12.15.50	31 Iannuzzo	On the Gravel - Re-Joined - Turn 16
12.17.27	8 Aitchison	Retired
12.24.27	5 Lundh	Technical Problem - Turn 1
12.25.43	5 Lundh	Retired
12.41.16	34 Giugliano	Technical Problem - Turn 16
12.41.52	34 Giugliano	Retired
12.43.40		End Of Session

14/04/2013      Start 12:01      End 12:43      The results are provisional until the end of the time limit for protests and appeals and the completion of the technical checks.      .....





Motorland Aragon 5.344 m

**Aragon, 12-13-14 April 2013**

## Supersport - Results Race

Laps 18 = 96,192 Km - Time Of Race 37'10.286 - Avg. 155,268 km/h

1 / 2

Pos	Race	Grid	No.	Rider	Nat	Team	Bike	LL	Gap	Fastest Lap	Speed	Qualifying		Ranking		
												Time	Speed	R	Tot	Pos
1	3	99	F.	FORET	FRA	MAHI Racing Team India	Kawasaki ZX-6R	18		2'02.743	281,3	2'02.216	276,3	25	38	1
2	6	60	M.	VD MARK	NED	Pata Honda World Supersport	Honda CBR600RR	18	6.595	2'03.458	283,5	2'02.379	277,7	20	36	2
3	7	9	L.	SCASSA	ITA	Kawasaki Intermoto Ponyexpres	Kawasaki ZX-6R	18	9.909	2'03.061	279,9	2'02.593	275,6	16	26	3
4	17	8	A.	ANTONELLI	ITA	Team Goeleven	Kawasaki ZX-6R	18	10.110	2'03.466	277,7	2'03.553	272,2	13	22	5
5	9	84	R.	RUSO	ITA	Puccetti Racing Kawasaki	Kawasaki ZX-6R	18	11.950	2'03.759	279,9	2'02.958	276,3	11	11	9
6	8	26	L.	ZANETTI	ITA	Pata Honda World Supersport	Honda CBR600RR	18	12.658	2'03.785	284,2	2'02.895	281,3	10	18	7
7	16	4	J.	KENNEDY	IRL	Rivamoto	Honda CBR600RR	18	16.105	2'03.641	282,0	2'03.448	272,8	9	15	8
8	12	65	V.	LEONOV	RUS	Yakhnich Motorsport	Yamaha YZF R6	18	16.800	2'03.805	280,6	2'03.083	277,7	8	8	13
9	23	47	R.	ROLFO	ITA	ParkinGo MV Agusta Corse	MV Agusta F3 675	18	26.034	2'04.041	277,0	2'03.970	277,0	7	7	14
10	21	87	L.	MARCONI	ITA	PTR Honda	Honda CBR600RR	18	29.106	2'04.563	281,3	2'03.744	277,0	6	10	12
11	19	25	A.	BALDOLINI	ITA	Team Lorini	Honda CBR600RR	18	29.296	2'04.553	269,5	2'03.621	270,8	5	6	15
12	18	55	M.	ROCCOLI	ITA	Team Pata by Martini	Yamaha YZF R6	18	29.336	2'04.494	270,8	2'03.578	274,9	4	11	11
13	5	88	K.	COGHLAN	GBR	Kawasaki DMC-Lorenzini Team	Kawasaki ZX-6R	18	45.557	2'02.544	279,1	2'02.366	279,9	3	3	18
14	24	61	F.	MENGHI	ITA	VFT Racing	Yamaha YZF R6	18	47.652	2'05.100	279,9	2'04.140	274,2	2	2	19
15	29	91	R.	TAMBURINI	ITA	Suriano Racing Team	Suzuki GSX-R600	18	55.948	2'05.624	270,1	2'05.470	266,2	1	4	17
16	32	34	B.	NEMETH	HUN	Complus SMS Racing	Honda CBR600RR	18	56.303	2'05.831	273,5	2'06.594	270,8			
17	28	59	A.	SCHACHT	DEN	Racing Team Toth	Honda CBR600RR	18	56.745	2'05.699	274,9	2'04.827	274,9			
18	25	64	M.	DAVIES	AUS	Team Honda PTR	Honda CBR600RR	18	57.236	2'05.709	276,3	2'04.170	273,5			
19	33	33	Y.	POLZER	AUT	Team MRC Austria	Honda CBR600RR	18	1'40.119	2'07.390	266,2	2'07.635	264,2			
20	34	24	E.	BLOKHIN	RUS	Rivamoto	Honda CBR600RR	17	1 Lap	2'10.378	262,3	2'10.443	265,5			
21	26	20	M.	SCHOLTZ	RSA	Suriano Racing Team	Suzuki GSX-R600	17	1 Lap	2'04.748	272,2	2'04.647	271,5	2	20	
-----Not Classified-----																
RET	2	11	S.	LOWES	GBR	Yakhnich Motorsport	Yamaha YZF R6	17	1 Lap	2'02.498	275,6	2'01.610	277,7	20	6	
RET	27	7	N.	CALERO PEREZ	ESP	Honda PTR	Honda CBR600RR	17	1 Lap	2'05.780	279,9	2'04.737	275,6			
RET	15	19	F.	MARINO	FRA	Kawasaki Intermoto Ponyexpres	Kawasaki ZX-6R	16	2 Laps	2'03.814	285,0	2'03.448	281,3			
RET	10	5	R.	DE ROSA	ITA	Team Lorini	Honda CBR600RR	16	2 Laps	2'03.932	282,0	2'02.981	276,3			
RET	11	6	V.	IVANOV	RUS	Kawasaki DMC-Lorenzini Team	Kawasaki ZX-6R	13	5 Laps	2'03.737	283,5	2'03.030	276,3	5	16	
RET	14	37	D.	LINORTNER	AUT	Team Honda PTR	Honda CBR600RR	12	6 Laps	2'04.292	277,0	2'03.438	271,5			
RET	30	35	M.	CARR	AUS	AARK Racing	Triumph 675 R	11	7 Laps	2'06.330	269,5	2'05.696	264,9			
RET	31	23	L.	SALVADORI	ITA	Team Pata by Martini	Yamaha YZF R6	5	13 Laps	2'06.878	270,8	2'06.446	263,6			
RET	22	21	C.	IDDON	GBR	ParkinGo MV Agusta Corse	MV Agusta F3 675	5	13 Laps	2'05.568	268,8	2'03.859	271,5			
RET	1	54	K.	SOFUOGLU	TUR	MAHI Racing Team India	Kawasaki ZX-6R	2	16 Laps	2'52.485	274,2	2'01.450	282,0	25	4	
RET	13	14	G.	TALMACSI	HUN	Prorace	Honda CBR600RR	0				2'03.345	277,7			
RET	4	32	S.	MORAIS	RSA	PTR Honda	Honda CBR600RR	0			282,0	2'02.239	276,3			
RET	20	10	I.	TOTH	HUN	Racing Team Toth	Honda CBR600RR	0				2'03.692	277,7			

AIR	Humidity:	37%	Temp:	22°C
TRACK	Condition:	Dry	Temp:	37°C

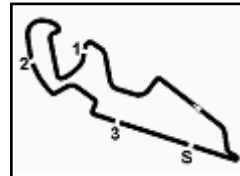
Fastest Lap	11° Sam Lowes	2'02.498	157,051	Km/h
Lap Record:	2011 S. Lowes	2'02.785	156,680	Km/h
Best Lap:	2013 S. Lowes	2'01.425	158,440	Km/h

LAP LEADERS				
No.	Rider	From	To	Total
60	M. VD MARK	1	2	2
11	S. LOWES	3	6	4
88	K. COGHLAN	7	7	1
99	F. FORET	8	12	5
11	S. LOWES	13	17	9
99	F. FORET	18	18	6

TOTAL LEADER LAPS		
No.	Rider	Laps
11	S. LOWES	15
54	K. SOFUOGLU	9
99	F. FORET	6
60	M. VD MARK	2
88	K. COGHLAN	1

Start 14/04/2013 13:31 End 14:10 The results are provisional until the end of the time limit for protests and appeals and the completion of the technical checks. ....





**Aragon, 12-13-14 April 2013**

## Supersport - Results Race

Laps 18 = 96,192 Km - Time Of Race 37'10.286 - Avg. 155,268 km/h

### RACE HIGHLIGHTS

13.28.01		Warm-up Lap Start
13.31.23		Start
13.31.55	14 Talmacsi	Crashed - Rider OK - Turn 2
13.32.42	10 Toth	Crashed - Rider OK - Turn 9
13.33.37	32 Morais	Crashed - Rider OK - Turn 16
13.33.48	21 Iddon	Entered Pits
13.34.02	20 Scholtz	Crashed - Rider OK - Turn 1
13.34.11	20 Scholtz	Re-joined
13.34.19		No Jump Start
13.34.39	54 Sofuoglu	Technical Problem - Turn 9
13.34.53	54 Sofuoglu	Re-joined
13.35.20	10 Toth	Retired
13.35.24	32 Morais	Retired
13.35.58	14 Talmacsi	Retired
13.36.24	54 Sofuoglu	Entered Pits
13.37.47	54 Sofuoglu	Retired
13.42.18	23 Salvadori	On the Gravel - Re-Joined - Turn 16
13.42.25	23 Salvadori	Entered Pits
13.43.08	21 Iddon	Entered Pits
13.43.41	23 Salvadori	Retired
13.43.46	21 Iddon	Retired
13.44.10	11 Lowes	On the Gravel - Re-Joined - Turn 1
13.46.45	88 Coghlan	Crashed - Rider OK - Turn 7
13.46.56	88 Coghlan	Re-joined
13.47.01	20 Scholtz	Entered Pits
13.54.13	19 Marino	On the Gravel - Re-Joined - Turn 16
13.56.33	35 Carr	Crashed - Rider OK - Turn 15
13.57.12	6 Ivanov	Crashed - Rider OK - Turn 5
13.57.28	6 Ivanov	Re-joined
13.58.35	35 Carr	Retired
13.58.55	37 Linortner	Technical Problem - Turn 14
14.00.08	24 Blokhin	On the Gravel - Re-Joined - Turn 14
14.00.11	6 Ivanov	Entered Pits
14.01.27	6 Ivanov	Retired
14.06.55	5 De Rosa	Crashed - Rider OK - Turn 16
14.06.56	19 Marino	Crashed - Rider OK - Turn 16
14.07.44	5 De Rosa	Retired
14.07.49	19 Marino	Retired
14.08.05	11 Lowes	Technical Problem - Turn 11
14.09.34	7 Calero Perez	Technical Problem - Turn 15
14.10.58		End Of Session

14/04/2013 Start 13:31 End 14:10

The results are provisional until the end of the time limit for protests and appeals and the completion of the technical checks.



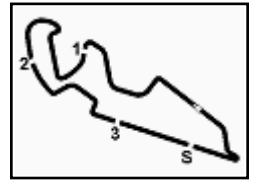


Aragon, 12-13-14 April 2013

# Superside

## Superside - Results Race

Laps 15 = 80,160 km - Avg 149,114 km/h - Race Time 32'15.270



Motorland Aragon 5.344 m

No.	Rider	Team	Sidecar	Laps	Time	Gap	Rel.	Fastest Lap
1	<b>2 STEINHAUSEN / CLUZE</b>	GER	Steinhausen Racing	LCR / BMW	15	32'15.270		13 <b>2'07.766</b>
2	<b>44 PÄIVÄRINTA / HÄNNI</b>	FIN	Team Suzuki Finland	LCR / Suzuki	15	32'15.416	<b>0.146</b>	14 2'07.790
3	<b>16 BIRCHALL / BIRCHALL</b>	GBR	Birchall Racing	LCR / Suzuki	15	33'00.716	<b>45.446</b>	5 2'10.135
4	<b>12 HOCK / BECKER</b>	GER	Hock Racing	LCR / Suzuki	15	33'13.602	<b>58.332</b>	4 2'09.618
5	<b>72 LAWRIE / NEAVE</b>	GBR	Team LCR	LCR / Suzuki	15	33'22.876	<b>1'07.606</b>	5 2'11.191
6	<b>13 ZIMMERMANN / ECKERT</b>	GER	Zimmermann Racing	LCR / Suzuki	15	33'30.143	<b>1'14.873</b>	12 2'12.303
7	<b>97 GRABMÜLLER / WECHSELBERG</b>	AUT	Polizeisportverein Wels Motor	LCR / Kawasaki	15	33'41.671	<b>1'26.401</b>	12 2'12.841
8	<b>81 KENTROP / DE HAAS</b>	NED	Connect Roke Racing Team	LCR / Yamaha	15	33'42.361	<b>1'27.091</b>	5 2'13.186
9	<b>99 MAKKULA / KARTTIALA</b>	FIN	Team Makkula	LCR / BMW	15	33'51.928	<b>1'36.658</b>	8 2'12.605
10	<b>11 DELANNOY / LAVOREL</b>	FRA	Team Sand - Seb 72	LCR / Suzuki	15	34'04.252	<b>1'48.982</b>	11 2'10.878
11	<b>56 RUTZ / HOFER</b>	SUI	Sidecar Racing Team Rutz	LCR / Yamaha	15	34'31.594	<b>2'16.324</b>	7 2'16.625
12	<b>55 REMSE / BIGGS</b>	SLO	Team Remse Rcing Sloveni	LCR / Yamaha	14	32'38.718	<b>1 Lap</b>	2 2'16.313
13	<b>17 HERGOTT / POUILLOT</b>	FRA	France Ouest Racing Team	RSR / BMW	14	33'06.436	<b>1 Lap</b>	14 2'19.618
14	<b>49 KIRCHHOFER / BURKARD</b>	SUI	Ladies Team Suisse - Sidecar	LCR / Suzuki	14	34'17.505	<b>1 Lap</b>	4 2'24.815
----- <b>Not Classified</b> -----								
RET	<b>18 GÜRCK / KÖLSCH</b>	GER	G + K Racing	LCR / Suzuki	7	16'08.657	<b>8 Laps</b>	3 2'14.268
RET	<b>9 KISER / SANDOR</b>	SUI	Sidecar - Racing Team Kiser	LCR /	1	2'25.028	<b>14 Laps</b>	

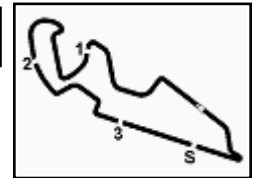
Starting: 16 Not Started: 0 Retired:: 2 Not Classified: 0 Classified: 14 Disqualified: 0

Fastest Lap N. 13 No. 2 Cluze Steinhausen Time 2'07.766 Avg. 150,575 Km/h

14/04/2013 Start 17:41 End 18:16

The results are provisional until the end of the time limit for protests and appeals and the completion of the technical checks.

**PERUGIA TIMING**



Motorland Aragon 5.344 m

**Aragon, 12-13-14 April 2013**
**Superstock 1000 - Results Race**

Laps 12 = 64,128 Km - Time Of Race 24'22.239 - Avg. 157,882 km/h

1 / 2

Pos	Race	Grid	No.	Rider	Nat	Team	Bike	LL	Gap	Fastest Lap	Speed	Qualifying		Ranking		
												Time	Speed	R	Tot	Pos
1	1	1	S. BARRIER	FRA	BMW Motorrad GoldBet STK	BMW S1000 RR HP4	12			2'01.138	307,5	2'01.347	304,1	25	25	1
2	2	59	N. CANEPA	ITA	Barni Racing Team	Ducati 1199 Panigale R	12	3.255		2'01.452	299,1	2'01.634	295,8	20	20	2
3	4	36	L. MERCADO	ARG	Team Pedercini	Kawasaki ZX-10R	12	5.852		2'01.384	306,7	2'02.144	302,4	16	16	3
4	7	11	J. GUARNONI	FRA	MRS Kawasaki	Kawasaki ZX-10R	12	10.437		2'01.678	303,2	2'02.523	301,6	13	13	4
5	8	47	E. LA MARRA	ITA	Barni Racing Team	Ducati 1199 Panigale R	12	10.477		2'01.834	309,3	2'02.544	298,3	11	11	5
6	9	98	R. LANUSSE	FRA	Team MRS Kawasaki	Kawasaki ZX-10R	12	21.436		2'02.443	305,8	2'02.931	299,1	10	10	6
7	12	9	O. JEZEK	CZE	SK Energy - Fany Gastro	Ducati 1199 Panigale R	12	27.271		2'02.914	301,6	2'03.341	291,9	9	9	7
8	13	5	M. BUSSOLOTTI	ITA	Rider Promotion by T.Trasimeno	BMW S1000 RR	12	30.099		2'03.262	303,2	2'03.681	295,8	8	8	8
9	11	96	E. FERRER	ESP	Targobank CNS Motorsport	BMW S1000 RR	12	30.488		2'03.364	302,4	2'03.242	298,3	7	7	9
10	6	34	G. GILDENHUYS	RSA	BMW Motorrad GoldBet STK	BMW S1000 RR HP4	12	31.586		2'01.958	307,5	2'02.392	300,7	6	6	10
11	15	69	D. MCFADDEN	RSA	EAB Ten Kate Junior Team	Honda CBR1000RR	12	36.124		2'03.748	299,1	2'04.313	293,4	5	5	11
12	5	21	A. ANDREOZZI	ITA	Pedercini Team	Kawasaki ZX-10R	12	39.829		2'02.263	309,3	2'02.303	299,1	4	4	12
13	18	45	F. DITTADI	ITA	Pedercini Team	Kawasaki ZX-10R	12	40.204		2'04.159	304,9	2'04.674	300,7	3	3	13
14	16	23	C. PONSSON	LUX	MRS Kawasaki	Kawasaki ZX-10R	12	43.572		2'04.315	303,2	2'04.463	295,0	2	2	14
15	23	90	L. OCKELFELT	SWE	EdgeZone Racing	Suzuki GSX-R 1000 K9	12	55.039		2'04.290	293,4	2'06.252	292,6	1	1	15
16	22	40	A. GYORFI	HUN	H-Moto Team	BMW S1000 RR	12	1'01.065		2'05.808	300,7	2'05.598	298,3			
17	21	93	A. BUTTI	ITA	Team Goeleven	Kawasaki ZX-10R	12	1'02.976		2'05.505	301,6	2'05.295	298,3			
18	25	15	S. GROTZKYJ GIORI	ITA	Pedercini Racing Team	Kawasaki ZX-10R	12	1'03.019		2'05.925	306,7	2'07.070	303,2			
19	24	55	T. SVITOK	SVK	SK Energy - Fany Gastro	Kawasaki ZX-10R	12	1'03.189		2'05.573	298,3	2'06.559	293,4			
20	19	3	S. SUCHET	SUI	Team BSR	Honda CBR1000RR	12	1'11.273		2'04.238	299,9	2'04.783	291,9			
21	26	19	M. PIROTTA	AUS	Team Goeleven	Kawasaki ZX-10R	12	1'16.039		2'05.454	295,8	2'07.182	289,5			
22	20	39	R. PAGAUD	FRA	Team OGP	Kawasaki ZX-10R	12	1'42.589		2'06.221	293,4	2'05.100	289,5			
23	27	12	J. CREA	SUI	Team OGP	Kawasaki ZX-10R	12	1'56.407		2'07.716	295,0	2'08.108	290,3			
-----Not Classified-----																
RET	10	71	C. BERGMAN	SWE	BWG Racing Kawasaki	Kawasaki ZX-10R	9	3 Laps		2'03.405	304,1	2'03.137	298,3			
RET	3	32	L. SAVADORI	ITA	Team Pedercini	Kawasaki ZX-10R	6	6 Laps		2'01.074	306,7	2'01.920	305,8			
RET	14	88	M. PARZIANI	ITA	P.M.L. Racing Team	Aprilia RSV4 Factory	0					2'04.254	289,5			
RET	17	28	M. MOSER	GER	Triple M by Ducati	Ducati 1199 Panigale R	0					2'04.552	284,2			

AIR	Humidity:	53%	Temp:	16°C
TRACK	Condition:	Dry	Temp:	18°C

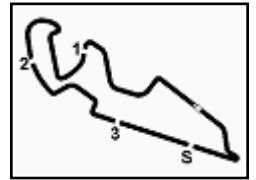
Fastest Lap	3° Lorenzo Savadori	2'01.074	158,898	Km/h
Lap Record:	2012 B. Staring	2'01.446	158,410	Km/h
Best Lap:	2013 S. Barrier	2'01.075	158,900	Km/h

LAP LEADERS				
No.	Rider	From	To	Total
59	N. CANEPA	1	3	3
1	S. BARRIER	4	12	9

TOTAL LEADER LAPS		
No.	Rider	Laps
1	S. BARRIER	9
59	N. CANEPA	3

 Start 14/04/2013 10:32  
 End 10:58

The results are provisional until the end of the time limit for protests and appeals and the completion of the technical checks.



Motorland Aragon 5.344 m

**Aragon, 12-13-14 April 2013**

## Superstock 1000 - Results Race

Laps 12 = 64,128 Km - Time Of Race 24'22.239 - Avg. 157,882 km/h

### RACE HIGHLIGHTS

10.28.11		Warm-up Lap Start
10.31.29		Start
10.32.02	88 Parziani	Crashed - Rider OK - Turn 2
10.34.06	28 Moser	Retired
10.34.17	88 Parziani	Retired
10.36.17	39 Pagaud	Jump Start
10.36.18	12 Crea	Jump Start
10.42.23	39 Pagaud	Entered Pits
10.42.25	12 Crea	Entered Pits
10.42.37	39 Pagaud	Ride through
10.42.38	12 Crea	Ride through
10.45.20	32 Savadori	Crashed - Rider OK - Turn 12
10.46.33	32 Savadori	Retired
10.50.17	3 Suchet	Crashed - Rider OK - Turn 16
10.50.25	3 Suchet	Re-joined
10.50.31	71 Bergman	Entered Pits
10.51.56	71 Bergman	Retired
10.58.29		End Of Session

14/04/2013      Start 10:32      End 10:58      The results are provisional until the end of the time limit for protests and appeals and the completion of the technical checks.      .....

**Aragon, 12-13-14 April 2013**

### Superstock 600 - Results Race

Laps 10 = 53,440 Km - Time Of Race 21'04.746 - Avg. 152,113 km/h

Pos	Race	Grid	No.	Rider	Nat	Team	Bike	LL	Gap	Fastest Lap	Speed	Qualifying		Ranking		
												Time	Speed	R	Tot	Pos
1	1	52	G. DUWELZ	BEL	MTM Racing Team	Yamaha YZF R6	10		2'05.678	255,5	2'04.837	267,5	25	25	1	
2	2	99	T. COVEÑA	NED	Nito Racing	Kawasaki ZX-6R	10	0.941	2'05.250	266,2	2'05.150	272,8	20	20	2	
3	4	8	B. CHESAUX	SUI	EAB Ten Kate Junior Team	Honda CBR600RR	10	1.138	2'05.641	258,6	2'05.468	266,2	16	16	3	
4	3	71	R. MULHAUSER	SUI	MTM-MVR Racing	Yamaha YZF R6	10	1.271	2'05.530	266,8	2'05.328	268,8	13	13	4	
5	5	92	A. NESTOROVIC	AUS	MTM Racing Team	Yamaha YZF R6	10	1.733	2'05.501	266,8	2'05.517	267,5	11	11	5	
6	6	12	F. MORBIDELLI	ITA	San Carlo Team Italia	Kawasaki ZX-6R	10	5.488	2'05.757	268,1	2'05.877	268,8	10	10	6	
7	8	18	C. GAMARINO	ITA	Team Goeleven	Kawasaki ZX-6R	10	12.566	2'06.315	263,0	2'06.241	266,8	9	9	7	
8	11	7	S. CASALOTTI	ITA	VFT Racing	Yamaha YZF R6	10	20.834	2'07.400	264,9	2'06.847	270,1	8	8	8	
9	13	9	D. SCHMITTER	SUI	Hagn-Skm by Knobi.at	Yamaha YZF R6	10	21.019	2'07.235	267,5	2'07.074	270,8	7	7	9	
10	16	77	W. TESSELS	NED	Waynes Racingteam	Suzuki GSX-R600	10	24.225	2'06.848	268,8	2'07.303	266,2	6	6	10	
11	12	34	M. NEKVASIL	AUT	Lexware-Skm by Knobi.at	MV Agusta F3 675	10	25.045	2'08.055	268,1	2'06.889	265,5	5	5	11	
12	24	36	N. TUULI	FIN	Niki Tuuli Racing	Yamaha YZF R6	10	25.908	2'07.303	265,5	2'08.681	263,0	4	4	12	
13	22	70	L. VITALI	ITA	Suriano Racing Team	Suzuki GSX-R600	10	28.395	2'08.063	270,1	2'08.100	267,5	3	3	13	
14	14	41	F. D'ANNUNZIO	ITA	PATA by Martini Team	Yamaha YZF R6	10	28.505	2'07.863	265,5	2'07.112	268,1	2	2	14	
15	18	46	M. JONES	AUS	Agro-On Racedays Honda	Honda CBR600RR	10	28.911	2'07.483	264,2	2'07.587	263,6	1	1	15	
16	17	81	A. NOCCO	ITA	San Carlo Team Italia	Kawasaki ZX-6R	10	31.743	2'08.731	270,1	2'07.363	269,5				
17	15	80	D. MAMOLA	ESP	Yakhnich Motorsport	Yamaha YZF R6	10	32.526	2'07.861	262,3	2'07.167	266,2				
18	19	53	N. MORRENTINO	ITA	Team Trasimeno	Yamaha YZF R6	10	32.630	2'08.370	264,9	2'07.632	270,1				
19	7	26	N. STIZZA	ITA	Team Trasimeno	Yamaha YZF R6	10	36.480	2'06.720	264,9	2'05.980	265,5				
20	27	61	A. IVANOV	RUS	Kawasaki DMC-Lorenzini Team	Kawasaki ZX-6R	10	49.582	2'09.463	258,6	2'09.552	265,5				
21	28	95	J. MAYER	AUT	Motorrad Mayer	Kawasaki ZX-6R	10	51.302	2'10.273	264,9	2'10.170	268,1				
22	26	24	S. PELLEGRINI	ITA	Trasimeno Team	Yamaha YZF R6	10	57.489	2'10.629	263,6	2'09.521	267,5				
23	29	68	B. KYEE	USA	Schacht Racing SBK ONE	Honda CBR600RR	10	1'01.151	2'11.247	266,2	2'10.307	266,8				
24	25	75	F. COCCO	ITA	Suriano Racing Team	Suzuki GSX-R600	10	1'03.588	2'10.629	264,2	2'09.337	264,2				
25	30	22	J. DEMOULIN	FRA	JFA Performances	Honda CBR600RR	10	1'18.819	2'13.224	253,8	2'10.516	259,8				
-----Not Classified-----																
RET	21	47	T. VAVROUS	CZE	Montaze Broz Racing Team	Kawasaki ZX-6R	4	6 Laps	2'08.540	270,1	2'07.897	270,1				
RET	20	45	T. BASIC	CRO	Bike e Motor Racing Team	Yamaha YZF R6	4	6 Laps	2'10.069	262,3	2'07.745	265,5				
RET	10	27	R. CECCHINI	ITA	Team Lorini	Honda CBR600RR	3	7 Laps	2'07.504	263,6	2'06.475	266,2				
RET	9	88	M. MARCHAL	FRA	Coutelle Racing Team	Yamaha YZF R6	2	8 Laps	2'06.893	268,1	2'06.325	275,6				
RET	23	58	L. WIMMER	AUT	Agro-On Racedays Honda	Honda CBR600RR	1	9 Laps		264,2	2'08.598	263,6				

AIR	Humidity:	30%	Temp:	25°C
TRACK	Condition:	Dry	Temp:	38°C

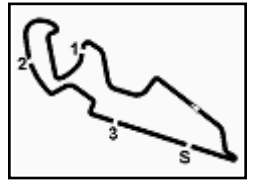
Fastest Lap	10° Tony Coveña	2'05.250	153,600	Km/h
Lap Record:	2012 R. Russo	2'05.799	152,930	Km/h
Best Lap:	2013 G. Duwelz	2'04.837	154,110	Km/h

LAP LEADERS				
No.	Rider	From	To	Total
52	G. DUWELZ	1	1	1
99	T. COVEÑA	2	2	1
52	G. DUWELZ	3	10	8

TOTAL LEADER LAPS		
No.	Rider	Laps
52	G. DUWELZ	9
99	T. COVEÑA	1

13/04/2013 Start 18:02 End 18:24 The results are provisional until the end of the time limit for protests and appeals and the completion of the technical checks. ....





Motorland Aragon 5.344 m

## Aragon, 12-13-14 April 2013

### Superstock 600 - Results Race

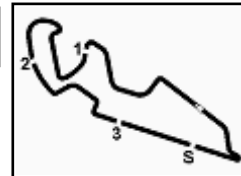
Laps 10 = 53,440 Km - Time Of Race 21'04.746 - Avg. 152,113 km/h

#### RACE HIGHLIGHTS

17.57.55		Warm-up Lap Start
18.01.45		Start
18.05.09	58 Wimmer	Crashed - Rider OK - Turn 8
18.06.34		No Jump Start
18.06.41	88 Marchal	Technical Problem - Turn 2
18.06.53	58 Wimmer	Retired
18.07.44	88 Marchal	Retired
18.08.37	27 Cecchini	Crashed - Rider OK - Turn 1
18.08.50	27 Cecchini	Retired
18.11.17	47 Vavrous	Crashed - Rider OK - Turn 4
18.11.34	45 Basic	Entered Pits
18.11.41	47 Vavrous	Retired
18.12.39	45 Basic	Retired
18.18.53	26 Stizza	Crashed - Rider OK - Turn 17
18.18.59	26 Stizza	Re-joined
18.24.41		End Of Session

13/04/2013      Start 18:02      End 18:24      The results are provisional until the end of the time limit for protests and appeals and the completion of the technical checks.      .....



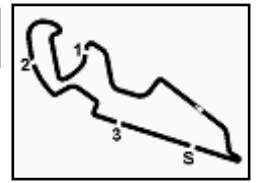


Motorland Aragon 5.344 m

**Aragon, 12-13-14 April 2013**
**Superbike - Qualifying Practices + TISSOT-SUPERPOLE**

No.	Rider	Nat	Team	Bike	Sess. 1	Sess. 2	Laps	Superpole	Gap	Time	Avg
1	<b>66 T. SYKES</b>	GBR	Kawasaki Racing Team	Kawasaki ZX-10R	1'58.887	<b>1'57.785</b>	34	<b>1'56.339</b>		<b>1'56.339</b>	165,365
2	<b>58 E. LAVERTY</b>	IRL	Aprilia Racing Team	Aprilia RSV4 Factory	1'58.548	<b>1'58.029</b>	30	<b>1'56.638</b>	0.299	<b>1'56.638</b>	164,941
3	<b>19 C. DAVIES</b>	GBR	BMW Motorrad GoldBet SBK	BMW S1000 RR	1'58.652	<b>1'58.117</b>	33	<b>1'56.845</b>	0.506	<b>1'56.845</b>	164,649
4	<b>50 S. GUINTOLI</b>	FRA	Aprilia Racing Team	Aprilia RSV4 Factory	1'59.144	<b>1'58.426</b>	32	<b>1'57.486</b>	1.147	<b>1'57.486</b>	163,751
5	<b>16 J. CLUZEL</b>	FRA	Fixi Crescent Suzuki	Suzuki GSX-R1000	<b>1'59.414</b>	1'59.611	29	<b>1'57.540</b>	1.201	<b>1'57.540</b>	163,675
6	<b>76 L. BAZ</b>	FRA	Kawasaki Racing Team	Kawasaki ZX-10R	1'59.423	<b>1'58.996</b>	32	<b>1'57.869</b>	1.530	<b>1'57.869</b>	163,218
7	<b>34 D. GIUGLIANO</b>	ITA	Althea Racing	Aprilia RSV4 Factory	1'59.599	<b>1'58.330</b>	24	<b>1'57.975</b>	1.636	<b>1'57.975</b>	163,072
8	<b>33 M. MELANDRI</b>	ITA	BMW Motorrad GoldBet SBK	BMW S1000 RR	1'58.944	<b>1'58.925</b>	24	<b>1'58.268</b>	1.929	<b>1'58.268</b>	162,668
9	<b>65 J. REA</b>	GBR	Pata Honda World Superbike	Honda CBR1000RR	1'59.060	<b>1'58.090</b>	27	<b>2'01.613</b>	5.274	<b>2'01.613</b>	158,194
----- <b>Superpole 2</b> -----											
10	<b>7 C. CHECA</b>	ESP	Team Ducati Alstare	Ducati 1199 Panigale	2'00.004	<b>1'59.647</b>	27	<b>1'58.326</b>		<b>1'58.326</b>	162,588
11	<b>91 L. HASLAM</b>	GBR	Pata Honda World Superbike	Honda CBR1000RR	<b>1'59.599</b>		15	<b>1'58.329</b>	0.003	<b>1'58.329</b>	162,584
12	<b>27 M. NEUKIRCHNER</b>	GER	MR-Racing	Ducati 1199 Panigale	2'01.658	<b>2'00.370</b>	29	<b>1'59.993</b>	1.667	<b>1'59.993</b>	160,329
----- <b>Superpole 1</b> -----											
13	<b>86 A. BADOVINI</b>	ITA	Team Ducati Alstare	Ducati 1199 Panigale	2'00.688	<b>2'00.174</b>	26	<b>1'59.475</b>		<b>1'59.475</b>	161,024
14	<b>84 M. FABRIZIO</b>	ITA	Red Devils Roma	Aprilia RSV4 Factory	2'00.199	<b>1'59.471</b>	26	<b>1'59.478</b>	0.003	<b>1'59.478</b>	161,020
15	<b>5 A. LUNDH</b>	SWE	Team Pedercini	Kawasaki ZX-10R	2'01.041	<b>2'00.511</b>	34	<b>2'01.029</b>	1.554	<b>2'01.029</b>	158,957
----- <b>Others in Grid</b> -----											
16	<b>2 L. CAMIER</b>	GBR	Fixi Crescent Suzuki	Suzuki GSX-R1000	<b>1'59.379</b>		3			<b>1'59.379</b>	161,154
17	<b>23 F. SANDI</b>	ITA	Team Pedercini	Kawasaki ZX-10R	2'01.928	<b>2'00.979</b>	32			<b>2'00.979</b>	159,023
18	<b>18 I. CLEMENTI</b>	ITA	HTM Racing	BMW S1000 RR	2'03.233	<b>2'02.140</b>	30			<b>2'02.140</b>	157,511
19	<b>8 M. AITCHISON</b>	AUS	Team Effenbert Liberty Racing	Ducati 1098R	2'04.169	<b>2'02.554</b>	29			<b>2'02.554</b>	156,979
20	<b>31 V. IANNUZZO</b>	ITA	Grillini Dentalmatic SBK	BMW S1000 RR	<b>2'03.201</b>	2'04.446	17			<b>2'03.201</b>	156,155

Superpole Fastest Lap (Superpole 3) No. 66 SYKES Tom Time 1'56.339 Avg. 165,365 Km/h

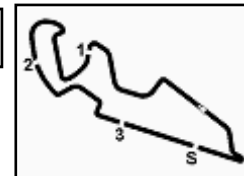


Motorland Aragon 5.344 m

## Aragon, 12-13-14 April 2013

### Supersport - Qualifying Practices

No.	Rider	Nat	Team	Bike	Sess. 1	Sess. 2	Time	Gap	Rel.	Avg	Laps
1	<b>54</b> K. SOFUOGLU	TUR	MAHI Racing Team India	Kawasaki ZX-6R	2'02.557	<b>2'01.450</b>	<b>2'01.450</b>			158,406	29
2	<b>11</b> S. LOWES	GBR	Yakhnich Motorsport	Yamaha YZF R6	2'01.930	<b>2'01.610</b>	<b>2'01.610</b>	0.160	0.160	158,198	23
3	<b>99</b> F. FORET	FRA	MAHI Racing Team India	Kawasaki ZX-6R	2'03.076	<b>2'02.216</b>	<b>2'02.216</b>	0.766	0.606	157,413	24
4	<b>32</b> S. MORAIS	RSA	PTR Honda	Honda CBR600RR	2'02.393	<b>2'02.239</b>	<b>2'02.239</b>	0.789	0.023	157,383	29
5	<b>88</b> K. COGHLAN	GBR	Kawasaki DMC-Lorenzini Team	Kawasaki ZX-6R	2'03.018	<b>2'02.366</b>	<b>2'02.366</b>	0.916	0.127	157,220	32
6	<b>60</b> M. VD MARK	NED	Pata Honda World Supersport	Honda CBR600RR	2'02.524	<b>2'02.379</b>	<b>2'02.379</b>	0.929	0.013	157,203	34
7	<b>9</b> L. SCASSA	ITA	Kawasaki Intermoto Ponyexpres	Kawasaki ZX-6R	2'02.738	<b>2'02.593</b>	<b>2'02.593</b>	1.143	0.214	156,929	29
8	<b>26</b> L. ZANETTI	ITA	Pata Honda World Supersport	Honda CBR600RR	2'03.583	<b>2'02.895</b>	<b>2'02.895</b>	1.445	0.302	156,543	29
9	<b>84</b> R. RUSSO	ITA	Puccetti Racing Kawasaki	Kawasaki ZX-6R	2'03.862	<b>2'02.958</b>	<b>2'02.958</b>	1.508	0.063	156,463	28
10	<b>5</b> R. DE ROSA	ITA	Team Lorini	Honda CBR600RR	2'03.993	<b>2'02.981</b>	<b>2'02.981</b>	1.531	0.023	156,434	30
11	<b>6</b> V. IVANOV	RUS	Kawasaki DMC-Lorenzini Team	Kawasaki ZX-6R	<b>2'03.030</b>	2'03.234	<b>2'03.030</b>	1.580	0.049	156,372	31
12	<b>65</b> V. LEONOV	RUS	Yakhnich Motorsport	Yamaha YZF R6	<b>2'03.083</b>	2'03.313	<b>2'03.083</b>	1.633	0.053	156,304	26
13	<b>14</b> G. TALMACSI	HUN	Prorace	Honda CBR600RR	2'03.660	<b>2'03.345</b>	<b>2'03.345</b>	1.895	0.262	155,972	28
14	<b>37</b> D. LINORTNER	AUT	Team Honda PTR	Honda CBR600RR	2'04.690	<b>2'03.438</b>	<b>2'03.438</b>	1.988	0.093	155,855	28
15	<b>19</b> F. MARINO	FRA	Kawasaki Intermoto Ponyexpres	Kawasaki ZX-6R	2'03.532	<b>2'03.448</b>	<b>2'03.448</b>	1.998	0.010	155,842	31
16	<b>4</b> J. KENNEDY	IRL	Rivamoto	Honda CBR600RR	2'03.936	<b>2'03.448</b>	<b>2'03.448</b>	1.998	0.000	155,842	30
17	<b>8</b> A. ANTONELLI	ITA	Team Goeleven	Kawasaki ZX-6R	2'04.018	<b>2'03.553</b>	<b>2'03.553</b>	2.103	0.105	155,710	28
18	<b>55</b> M. ROCCOLI	ITA	Team Pata by Martini	Yamaha YZF R6	2'05.400	<b>2'03.578</b>	<b>2'03.578</b>	2.128	0.025	155,678	23
19	<b>25</b> A. BALDOLINI	ITA	Team Lorini	Honda CBR600RR	2'04.312	<b>2'03.621</b>	<b>2'03.621</b>	2.171	0.043	155,624	29
20	<b>10</b> I. TOTH	HUN	Racing Team Toth	Honda CBR600RR	2'05.088	<b>2'03.692</b>	<b>2'03.692</b>	2.242	0.071	155,535	28
21	<b>87</b> L. MARCONI	ITA	PTR Honda	Honda CBR600RR	2'04.239	<b>2'03.744</b>	<b>2'03.744</b>	2.294	0.052	155,469	31
22	<b>21</b> C. IDDON	GBR	ParkinGo MV Agusta Corse	MV Agusta F3 675	2'05.772	<b>2'03.859</b>	<b>2'03.859</b>	2.409	0.115	155,325	28
23	<b>47</b> R. ROLFO	ITA	ParkinGo MV Agusta Corse	MV Agusta F3 675	2'04.407	<b>2'03.970</b>	<b>2'03.970</b>	2.520	0.111	155,186	26
24	<b>61</b> F. MENGHI	ITA	VFT Racing	Yamaha YZF R6	2'06.214	<b>2'04.140</b>	<b>2'04.140</b>	2.690	0.170	154,973	32
25	<b>64</b> M. DAVIES	AUS	Team Honda PTR	Honda CBR600RR	2'04.917	<b>2'04.170</b>	<b>2'04.170</b>	2.720	0.030	154,936	27
26	<b>20</b> M. SCHOLTZ	RSA	Suriano Racing Team	Suzuki GSX-R600	2'05.541	<b>2'04.647</b>	<b>2'04.647</b>	3.197	0.477	154,343	23
27	<b>3</b> S. CRUCIANI	ITA	Puccetti Racing Kawasaki	Kawasaki ZX-6R	<b>2'04.698</b>		<b>2'04.698</b>	3.248	0.051	154,280	15
28	<b>7</b> N. CALERO PEREZ	ESP	Honda PTR	Honda CBR600RR	2'06.667	<b>2'04.737</b>	<b>2'04.737</b>	3.287	0.039	154,232	25
29	<b>59</b> A. SCHACHT	DEN	Racing Team Toth	Honda CBR600RR	2'06.112	<b>2'04.827</b>	<b>2'04.827</b>	3.377	0.090	154,121	30
30	<b>91</b> R. TAMBURINI	ITA	Suriano Racing Team	Suzuki GSX-R600	2'06.076	<b>2'05.470</b>	<b>2'05.470</b>	4.020	0.643	153,331	27
31	<b>35</b> M. CARR	AUS	AARK Racing	Triumph 675 R	2'07.587	<b>2'05.696</b>	<b>2'05.696</b>	4.246	0.226	153,055	27
32	<b>23</b> L. SALVADORI	ITA	Team Pata by Martini	Yamaha YZF R6	<b>2'06.446</b>	2'06.569	<b>2'06.446</b>	4.996	0.750	152,147	26
33	<b>34</b> B. NEMETH	HUN	Complus SMS Racing	Honda CBR600RR	<b>2'06.594</b>	2'06.714	<b>2'06.594</b>	5.144	0.148	151,969	27
34	<b>33</b> Y. POLZER	AUT	Team MRC Austria	Honda CBR600RR	2'08.914	<b>2'07.635</b>	<b>2'07.635</b>	6.185	1.041	150,730	30
35	<b>24</b> E. BLOKHIN	RUS	Rivamoto	Honda CBR600RR	2'11.102	<b>2'10.443</b>	<b>2'10.443</b>	8.993	2.808	147,485	20



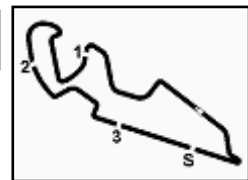
Motorland Aragon 5.344 m

## Aragon, 12-13-14 April 2013

### Superstock 1000 - Qualifying Practices

No.	Rider	Nat	Team	Bike	Sess. 1	Sess. 2	Time	Gap	Rel.	Avg	Laps
1	<b>1 S. BARRIER</b>	FRA	BMW Motorrad GoldBet STK	BMW S1000 RR	2'01.762	<b>2'01.347</b>	<b>2'01.347</b>			158,540	19
2	<b>59 N. CANEPA</b>	ITA	Barni Racing Team	Ducati 1199 Panigale R	2'03.026	<b>2'01.634</b>	<b>2'01.634</b>	0.287	0.287	158,166	21
3	<b>32 L. SAVADORI</b>	ITA	Team Pedercini	Kawasaki ZX-10R	2'02.555	<b>2'01.920</b>	<b>2'01.920</b>	0.573	0.286	157,795	24
4	<b>36 L. MERCADO</b>	ARG	Team Pedercini	Kawasaki ZX-10R	<b>2'02.144</b>	2'02.269	<b>2'02.144</b>	0.797	0.224	157,506	25
5	<b>21 A. ANDREOZZI</b>	ITA	Pedercini Team	Kawasaki ZX-10R	2'03.641	<b>2'02.303</b>	<b>2'02.303</b>	0.956	0.159	157,301	23
6	<b>34 G. GILDENHUYS</b>	RSA	BMW Motorrad GoldBet STK	BMW S1000 RR	2'02.796	<b>2'02.392</b>	<b>2'02.392</b>	1.045	0.089	157,187	23
7	<b>11 J. GUARNONI</b>	FRA	MRS Kawasaki	Kawasaki ZX-10R	<b>2'02.523</b>	2'02.872	<b>2'02.523</b>	1.176	0.131	157,019	23
8	<b>47 E. LA MARRA</b>	ITA	Barni Racing Team	Ducati 1199 Panigale R	<b>2'02.544</b>	2'02.649	<b>2'02.544</b>	1.197	0.021	156,992	21
9	<b>98 R. LANUSSE</b>	FRA	Team MRS Kawasaki	Kawasaki ZX-10R	2'03.598	<b>2'02.931</b>	<b>2'02.931</b>	1.584	0.387	156,498	23
10	<b>71 C. BERGMAN</b>	SWE	BWG Racing Kawasaki	Kawasaki ZX-10R	2'05.143	<b>2'03.137</b>	<b>2'03.137</b>	1.790	0.206	156,236	24
11	<b>96 E. FERRER</b>	ESP	Targobank CNS Motorsport	BMW S1000 RR	2'03.874	<b>2'03.242</b>	<b>2'03.242</b>	1.895	0.105	156,103	25
12	<b>9 O. JEZEK</b>	CZE	SK Energy - Fany Gastro	Ducati 1199 Panigale R	2'04.061	<b>2'03.341</b>	<b>2'03.341</b>	1.994	0.099	155,977	25
13	<b>5 M. BUSSOLOTTI</b>	ITA	Rider Promotion by T.Trasimeno	BMW S1000 RR	2'04.171	<b>2'03.681</b>	<b>2'03.681</b>	2.334	0.340	155,549	23
14	<b>88 M. PARZIANI</b>	ITA	P.M.L. Racing Team	Aprilia RSV4 Factory	<b>2'04.254</b>	2'04.455	<b>2'04.254</b>	2.907	0.573	154,831	22
15	<b>69 D. MCFADDEN</b>	RSA	EAB Ten Kate Junior Team	Honda CBR1000RR	2'05.100	<b>2'04.313</b>	<b>2'04.313</b>	2.966	0.059	154,758	23
16	<b>23 C. PONSSON</b>	LUX	MRS Kawasaki	Kawasaki ZX-10R	2'06.257	<b>2'04.463</b>	<b>2'04.463</b>	3.116	0.150	154,571	25
17	<b>28 M. MOSER</b>	GER	Triple M by Ducati Frankfurt	Ducati 1199 Panigale R	2'06.587	<b>2'04.552</b>	<b>2'04.552</b>	3.205	0.089	154,461	16
18	<b>45 F. DITTADI</b>	ITA	Pedercini Team	Kawasaki ZX-10R	2'05.153	<b>2'04.674</b>	<b>2'04.674</b>	3.327	0.122	154,310	23
19	<b>3 S. SUCHET</b>	SUI	Team BSR	Honda CBR1000RR	2'04.977	<b>2'04.783</b>	<b>2'04.783</b>	3.436	0.109	154,175	24
20	<b>39 R. PAGAUD</b>	FRA	Team OGP	Kawasaki ZX-10R	2'05.845	<b>2'05.100</b>	<b>2'05.100</b>	3.753	0.317	153,784	24
21	<b>93 A. BUTTI</b>	ITA	Team Goeleven	Kawasaki ZX-10R	2'06.223	<b>2'05.295</b>	<b>2'05.295</b>	3.948	0.195	153,545	18
22	<b>40 A. GYORFI</b>	HUN	H-Moto Team	BMW S1000 RR	2'06.419	<b>2'05.598</b>	<b>2'05.598</b>	4.251	0.303	153,174	23
23	<b>90 L. OCKELFELT</b>	SWE	EdgeZone Racing	Suzuki GSX-R 1000 K9	2'06.676	<b>2'06.252</b>	<b>2'06.252</b>	4.905	0.654	152,381	21
24	<b>55 T. SVITOK</b>	SVK	SK Energy - Fany Gastro	Kawasaki ZX-10R	2'06.894	<b>2'06.559</b>	<b>2'06.559</b>	5.212	0.307	152,011	22
25	<b>15 S. GROTZKYJ GIORGI</b>	ITA	Pedercini Racing Team	Kawasaki ZX-10R	2'07.733	<b>2'07.070</b>	<b>2'07.070</b>	5.723	0.511	151,400	25
26	<b>19 M. PIROTTA</b>	AUS	Team Goeleven	Kawasaki ZX-10R	2'08.941	<b>2'07.182</b>	<b>2'07.182</b>	5.835	0.112	151,267	15
27	<b>12 J. CREA</b>	SUI	Team OGP	Kawasaki ZX-10R	2'09.444	<b>2'08.108</b>	<b>2'08.108</b>	6.761	0.926	150,173	24





Motorland Aragon 5.344 m

## Aragon, 12-13-14 April 2013

### Superstock 600 - Qualifying Practices

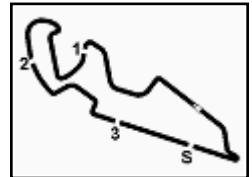
No.	Rider	Nat	Team	Bike	Sess. 1	Sess. 2	Time	Gap	Rel.	Avg	Laps
1	<b>52 G. DUWELZ</b>	BEL	MTM Racing Team	Yamaha YZF R6	2'05.577	<b>2'04.837</b>	<b>2'04.837</b>			154,108	16
2	<b>99 T. COVENA</b>	NED	Nito Racing	Kawasaki ZX-6R	2'05.982	<b>2'05.150</b>	<b>2'05.150</b>	0.313	0.313	153,723	28
3	<b>71 R. MULHAUSER</b>	SUI	MTM-MVR Racing	Yamaha YZF R6	2'05.683	<b>2'05.328</b>	<b>2'05.328</b>	0.491	0.178	153,504	26
4	<b>8 B. CHESAUX</b>	SUI	EAB Ten Kate Junior Team	Honda CBR600RR	2'05.690	<b>2'05.468</b>	<b>2'05.468</b>	0.631	0.140	153,333	28
5	<b>92 A. NESTOROVIC</b>	AUS	MTM Racing Team	Yamaha YZF R6	2'06.452	<b>2'05.517</b>	<b>2'05.517</b>	0.680	0.049	153,273	16
6	<b>12 F. MORBIDELLI</b>	ITA	San Carlo Team Italia	Kawasaki ZX-6R	<b>2'05.877</b>	2'05.905	<b>2'05.877</b>	1.040	0.360	152,835	25
7	<b>26 N. STIZZA</b>	ITA	Team Trasimeno	Yamaha YZF R6	2'07.703	<b>2'05.980</b>	<b>2'05.980</b>	1.143	0.103	152,710	24
8	<b>18 C. GAMARINO</b>	ITA	Team Goeleven	Kawasaki ZX-6R	2'07.194	<b>2'06.241</b>	<b>2'06.241</b>	1.404	0.261	152,394	24
9	<b>88 M. MARCHAL</b>	FRA	Coutelle Racing Team	Yamaha YZF R6	2'07.781	<b>2'06.325</b>	<b>2'06.325</b>	1.488	0.084	152,293	19
10	<b>27 R. CECCHINI</b>	ITA	Team Lorini	Honda CBR600RR	<b>2'06.475</b>	2'06.711	<b>2'06.475</b>	1.638	0.150	152,112	24
11	<b>7 S. CASALOTTI</b>	ITA	VFT Racing	Yamaha YZF R6	2'08.240	<b>2'06.847</b>	<b>2'06.847</b>	2.010	0.372	151,666	26
12	<b>34 M. NEKVASIL</b>	AUT	Lexware-Skm by Knobi.at	MV Agusta F3 675	2'07.330	<b>2'06.889</b>	<b>2'06.889</b>	2.052	0.042	151,616	27
13	<b>9 D. SCHMITTER</b>	SUI	Hagn-Skm by Knobi.at	Yamaha YZF R6	<b>2'07.074</b>	2'07.510	<b>2'07.074</b>	2.237	0.185	151,395	29
14	<b>41 F. D'ANNUNZIO</b>	ITA	PATA by Martini Team	Yamaha YZF R6	2'08.835	<b>2'07.112</b>	<b>2'07.112</b>	2.275	0.038	151,350	25
15	<b>80 D. MAMOLA</b>	ESP	Yakhnich Motorsport	Yamaha YZF R6	<b>2'07.167</b>	2'09.338	<b>2'07.167</b>	2.330	0.055	151,285	25
16	<b>77 W. TESSELS</b>	NED	Waynes Racingteam	Suzuki GSX-R600	<b>2'07.303</b>	2'07.360	<b>2'07.303</b>	2.466	0.136	151,123	30
17	<b>81 A. NOCCO</b>	ITA	San Carlo Team Italia	Kawasaki ZX-6R	<b>2'07.363</b>	2'07.776	<b>2'07.363</b>	2.526	0.060	151,052	22
18	<b>46 M. JONES</b>	AUS	Agro-On Racedays Honda	Honda CBR600RR	<b>2'07.587</b>	2'07.875	<b>2'07.587</b>	2.750	0.224	150,787	26
19	<b>53 N. MORRENTINO</b>	ITA	Team Trasimeno	Yamaha YZF R6	2'08.804	<b>2'07.632</b>	<b>2'07.632</b>	2.795	0.045	150,733	25
20	<b>45 T. BASIC</b>	CRO	Bike e Motor Racing Team	Yamaha YZF R6	2'08.794	<b>2'07.745</b>	<b>2'07.745</b>	2.908	0.113	150,600	26
21	<b>47 T. VAVROUS</b>	CZE	Montaze Broz Racing Team	Kawasaki ZX-6R	<b>2'07.897</b>	2'08.260	<b>2'07.897</b>	3.060	0.152	150,421	27
22	<b>70 L. VITALI</b>	ITA	Suriano Racing Team	Suzuki GSX-R600	2'08.621	<b>2'08.100</b>	<b>2'08.100</b>	3.263	0.203	150,183	27
23	<b>58 L. WIMMER</b>	AUT	Agro-On Racedays Honda	Honda CBR600RR	2'08.717	<b>2'08.598</b>	<b>2'08.598</b>	3.761	0.498	149,601	22
24	<b>36 N. TUULI</b>	FIN	Niki Tuuli Racing	Yamaha YZF R6	2'10.137	<b>2'08.681</b>	<b>2'08.681</b>	3.844	0.083	149,505	23
25	<b>75 F. COCCO</b>	ITA	Suriano Racing Team	Suzuki GSX-R600	2'09.871	<b>2'09.337</b>	<b>2'09.337</b>	4.500	0.656	148,746	26
26	<b>24 S. PELLEGRINI</b>	ITA	Trasimeno Team	Yamaha YZF R6	2'11.478	<b>2'09.521</b>	<b>2'09.521</b>	4.684	0.184	148,535	28
27	<b>61 A. IVANOV</b>	RUS	Kawasaki DMC-Lorenzini Team	Kawasaki ZX-6R	2'09.956	<b>2'09.552</b>	<b>2'09.552</b>	4.715	0.031	148,499	28
28	<b>95 J. MAYER</b>	AUT	Motorrad Mayer	Kawasaki ZX-6R	<b>2'10.170</b>	2'10.184	<b>2'10.170</b>	5.333	0.618	147,794	26
29	<b>68 B. KYEE</b>	USA	Schacht Racing SBK ONE	Honda CBR600RR	2'11.676	<b>2'10.307</b>	<b>2'10.307</b>	5.470	0.137	147,639	26
30	<b>22 J. DEMOULIN</b>	FRA	JFA Performances	Honda CBR600RR	2'10.529	<b>2'10.516</b>	<b>2'10.516</b>	5.679	0.209	147,403	29



# European Junior Cup



6  
EJC



Motorland Aragon 5.344 m

Aragon, 12-13-14 April 2013

## European Junior Cup - Results Qualifying

1 / 2

No.	Rider	Nat	Team	Bike	Time	Gap	Rel.	Laps	Speed	
									Avg	Max
1	11 A. ARENAS	ESP		Honda CBR500R	<b>2'25.483</b>			12	132,238	<b>191,0</b>
2	5 G. RAYMOND	FRA	Activbike	Honda CBR500R	<b>2'25.504</b>	0.021	0.021	12	132,219	<b>191,3</b>
3	97 M. CANDUCCI	ITA	Colors Experience	Honda CBR500R	<b>2'25.687</b>	0.204	0.183	12	132,053	<b>187,1</b>
4	29 J. LEWIS	NZL	Jake Lewis Racing	Honda CBR500R	<b>2'25.855</b>	0.372	0.168	13	131,901	<b>185,5</b>
5	53 I. FERNANDEZ	ESP	Evo Kids Racing	Honda CBR500R	<b>2'26.171</b>	0.688	0.316	12	131,616	<b>188,3</b>
6	27 J. ORELLANA	ESP	Europfoods	Honda CBR500R	<b>2'26.213</b>	0.730	0.042	12	131,578	<b>184,5</b>
7	87 Z. LEVY	AUS	Puma R.V.s	Honda CBR500R	<b>2'26.523</b>	1.040	0.310	11	131,300	<b>187,1</b>
8	56 P. SEBESTYEN	HUN	World Management	Honda CBR500R	<b>2'26.686</b>	1.203	0.163	12	131,154	<b>187,4</b>
9	12 A. RUSMIPUTRO	INA		Honda CBR500R	<b>2'26.720</b>	1.237	0.034	12	131,123	<b>188,0</b>
10	34 A. PITTET	SUI	Swisscare	Honda CBR500R	<b>2'26.924</b>	1.441	0.204	11	130,941	<b>183,0</b>
11	19 R. FILIPPINI	ITA	Nineteen Racing Team ASD	Honda CBR500R	<b>2'26.989</b>	1.506	0.065	12	130,883	<b>185,8</b>
12	88 S. PAIUTA	BRA	LS2 Helmets Racing Team	Honda CBR500R	<b>2'26.996</b>	1.513	0.007	12	130,877	<b>189,7</b>
13	41 S. ODEGARD	NOR	Team Stinius Viking Racing	Honda CBR500R	<b>2'27.129</b>	1.646	0.133	11	130,759	<b>182,4</b>
14	43 K. MANFREDI	ITA	Newton Trasformatori Srl	Honda CBR500R	<b>2'27.158</b>	1.675	0.029	12	130,733	<b>186,7</b>
15	78 L. GAROFOLI	ITA		Honda CBR500R	<b>2'27.329</b>	1.846	0.171	11	130,581	<b>185,8</b>
16	2 R. BODIS	HUN	Sparta Motorsport	Honda CBR500R	<b>2'27.727</b>	2.244	0.398	12	130,229	<b>191,0</b>
17	55 I. MYKHALCHYK	UKR	Wind Racing Team	Honda CBR500R	<b>2'27.766</b>	2.283	0.039	11	130,195	<b>187,7</b>
18	33 R. ANNE	FRA	Anne Formation	Honda CBR500R	<b>2'27.854</b>	2.371	0.088	12	130,118	<b>184,2</b>
19	77 M. ARANDA	ESP	Aranda 77	Honda CBR500R	<b>2'27.889</b>	2.406	0.035	12	130,087	<b>185,8</b>
20	21 M. SCHULTHEISS	GER	ADAC Württemberg	Honda CBR500R	<b>2'28.139</b>	2.656	0.250	6	129,867	<b>183,0</b>
21	3 A. ZANELLA	ITA	Maverik	Honda CBR500R	<b>2'28.271</b>	2.788	0.132	12	129,752	<b>186,7</b>
22	69 J. HARLAND	GBR	Padgettsmotorcycles.com	Honda CBR500R	<b>2'28.361</b>	2.878	0.090	11	129,673	<b>182,7</b>
23	25 J. HUBNER	SWE	MH Entreprenad	Honda CBR500R	<b>2'28.436</b>	2.953	0.075	11	129,607	<b>186,4</b>
24	37 A. FERNANDEZ	ESP	DS Junior Team	Honda CBR500R	<b>2'28.734</b>	3.251	0.298	11	129,348	<b>187,4</b>
25	10 C. EBEHARD	BEL	RSM Junior Team	Honda CBR500R	<b>2'28.845</b>	3.362	0.111	10	129,251	<b>188,0</b>
26	17 J. FLITCROFT	GBR	Nova Caravans	Honda CBR500R	<b>2'28.944</b>	3.461	0.099	12	129,165	<b>184,5</b>
27	38 H. SOOMER	EST	Enos OU	Honda CBR500R	<b>2'29.039</b>	3.556	0.095	12	129,083	<b>180,8</b>
28	4 A. MAGLIOCCHETTI	ITA		Honda CBR500R	<b>2'29.318</b>	3.835	0.279	12	128,842	<b>187,4</b>
29	99 C. LONDON	NZL	WILSport Management	Honda CBR500R	<b>2'29.960</b>	4.477	0.642	9	128,290	<b>188,7</b>
30	59 B. HEAVEN	GBR	Team Amadora	Honda CBR500R	<b>2'31.469</b>	5.986	1.509	11	127,012	<b>187,7</b>
31	35 S. HILL	GBR	Munton Roofing	Honda CBR500R	<b>2'31.552</b>	6.069	0.083	8	126,943	<b>179,3</b>
32	7 A. WISDOM	USA	Cads Racing	Honda CBR500R	<b>2'31.822</b>	6.339	0.270	11	126,717	<b>185,1</b>
33	24 S. CROFT	NZL	White Ribbon New Zealand	Honda CBR500R	<b>2'32.504</b>	7.021	0.682	9	126,150	<b>184,2</b>
34	9 A. DEMOULIN	FRA	JFA Performances	Honda CBR500R	<b>2'33.884</b>	8.401	1.380	11	125,019	<b>182,0</b>
35	93 C. KOSAN	USA	MCJ Motorsports	Honda CBR500R	<b>2'34.675</b>	9.192	0.791	8	124,380	<b>180,5</b>

Qualifying Lap Time (120% Of 2'25.483): 2'54.581

AIR	Humidity:	34%	Temp:	22°C
TRACK	Condition:	Dry	Temp:	37°C

Lap Record:				
Best Lap:	2013 I. Fernandez	2'27.064	130,820	Km/h

Start 13:30  
End 14:06

The results are provisional until the end of the time limit for protests and appeals and the completion of the technical checks.

FIKIR PERUGIA TIMING



Official Tyre Supplier



Official Timekeeper