

Basella, Camp. España Cross-Country

Clasificado por vueltas

Carrera Basella 0,000 km
Carrera 18/12/2011 11:30
Carrera (2:30:00 Tiempo) iniciado a 10:59:01

Pos.	Nº	Nombre	Vlts	Total T°	Dif. 1°	Mejor Tm	Club	Marca
1	2	PEREZ DE LA TORRE, JUAN	21	2:30:28.713		6:55.006	Moto Club Sport Nè	KTM
2	3	BETRIU ARMENGOL, JAUME	21	2:32:17.891	1:49.178	6:57.516	Mc Segre	HUSABERG
3	7	FAJA BELTRAN, MELCIOR	20	2:30:30.203	1 Vuelta	7:15.174	Mc Moianes	KTM
4	20	QUER MOLGO, RAMON	20	2:31:45.229	1 Vuelta	7:14.854	Mc Segre	SHERCO
5	4	GARCIA SANCHEZ, MIQUEL	20	2:31:53.031	1 Vuelta	7:21.129	Mc B.Roses	GAS-GAS
6	9	SALSENCH CONSTANCIO, ELOI	20	2:31:54.704	1 Vuelta	7:17.838	Mac Reus	KTM
7	12	BARBERO ANDRES, MARCOS	20	2:32:51.583	1 Vuelta	7:20.943		KTM
8	6	COMECH GIJON, ENRIQUE	20	2:34:42.875	1 Vuelta	7:28.221	MC Pedralba	HONDA
9	21	QUER MOLGO, JORDI	19	2:30:08.378	2 Vueltas	7:39.689	Mc Segre	SHERCO
10	27	SALSENCH CONSTANCIO, CARLES	19	2:31:31.264	2 Vueltas	7:34.890	Mac Reus	KTM
11	30	GARCIA DE VINUESA ORDOVAS, NICOLA	19	2:31:32.542	2 Vueltas	7:43.107	Mc. Rioja	HUSQVARNA
12	24	BENEYTO BOTELLA, RUBEN	19	2:32:09.096	2 Vueltas	7:46.321	Nicogass	SHERCO
13	5	CABALLERO BARRIO, CARLOS ENRIQUE	19	2:32:21.002	2 Vueltas	7:44.768	Vallisoletano Mc.	KTM
14	51	GIMENO GARCIA, ANTONIO	19	2:33:09.840	2 Vueltas	7:42.495	Moberss	HUSQVARNA
15	22	DIAZ REY, OVIDIO JOSE	19	2:34:57.725	2 Vueltas	7:42.844	Mc. T. Langreo	
16	52	PEDRO SUBIRATS, JORDI	19	2:34:57.774	2 Vueltas	7:49.436	Mc. Polea SX	KTM
17	56	MARGALEF PEÑAS, EDUARD	19	2:35:40.421	2 Vueltas	7:52.934	Mc Móra d´Ebre	SHERCO
18	11	ROMERO PLANAS, ANTONI	19	2:36:07.256	2 Vueltas	7:46.412	Mc VDB	
19	50	BERNADAUS VILLANUA, ANDRES	19	2:36:11.508	2 Vueltas	7:37.868		
20	55	ABASOLO ETXABE, XABIER	19	2:36:12.724	2 Vueltas	7:40.435	Txusko Mc	HUSABERG
21	40	CORRALES GARCIA, DAVID	19	2:36:57.610	2 Vueltas	8:00.415	Mc. Burgos Sport	HUSABERG
22	70	MACIAS SANCHEZ, ALBERTO	18	2:29:06.395	3 Vueltas	7:56.336	Zalla Off road	SHERCO
23	71	PIZONES GUERRERO, GERARDO	18	2:30:44.107	3 Vueltas	8:03.849	Moto Club Urso	KTM
24	57	CARDONA NOVAS, ALBERT	18	2:32:48.285	3 Vueltas	8:08.295	Mc Solsonès	SHERCO
25	41	IGLESIAS FERNANDEZ, ALEJANDRO	18	2:34:26.926	3 Vueltas	8:08.506	Mc. RJ Sport	
26	26	ESTEVE VILLAR, GERARD	18	2:35:47.742	3 Vueltas	7:34.007	SIP SPORT	SHERCO
27	25	ARAGON GOMEZ, ENRIQUE	18	2:36:23.722	3 Vueltas	8:04.453	Moto Club Posadas	KTM
28	42	PEDRO SUBIRATS, JOSEP	17	2:28:59.000	4 Vueltas	8:26.814	Motocra	KTM
29	23	ARNAIZ IGARTUA, XABIER	17	2:31:45.939	4 Vueltas	8:05.731	Fly Group mc.	HUSABERG
30	29	SENTIS ALMACELLAS, RICARD	17	2:34:06.890	4 Vueltas	8:31.257	Mc Móra d´Ebre	KTM
31	82	RIBES CASTELLS, JERONI	17	2:34:53.142	4 Vueltas	8:40.051	Mc Segre	SHERCO
32	43	RODRIGUEZ CARTAGENA, ION ANDER	17	2:36:46.391	4 Vueltas	8:41.041	Txusko Mc	KTM
33	53	GONZALEZ FERNANDEZ, FELIPE	16	2:29:27.703	5 Vueltas	8:48.396	Mc. RJ Sport	
34	58	LOPEZ GUERRERO, SEBASTIAN P.	16	2:30:02.671	5 Vueltas	8:15.933	Mc Segre	KTM
35	75	VIGIOLA GOIKOECHEA, KOLDO	16	2:33:41.506	5 Vueltas	9:03.074		HUSABERG
36	72	GUERRA ARAGON, VICENTE	16	2:34:56.199	5 Vueltas	9:17.698	Mc. Valdevilanos	HUSQVARNA
37	10	MONTANER SOLA, JOAN	16	2:37:57.153	5 Vueltas	8:55.116	Amv Torroella	
38	73	PIERA SOLE, LLUIS	15	2:29:15.776	6 Vueltas	9:23.357	Mc Segre	KAWASAKI
39	80	DELGADO SALAS, DIEGO	15	2:29:51.453	6 Vueltas	9:11.174	CD MC Esc. Zambr	KTM
40	45	VALLES PALOS, JOSE MANUEL	15	2:37:03.419	6 Vueltas	9:52.999		HUSABERG
41	81	BLAYA SANZ, PASCUAL	15	2:40:18.780	6 Vueltas	9:38.650	MC Enduro Canals	SHERCO
No clasificado								
NT	28	MUJAL MOLINA, MARC	10	1:30:51.793	NT	8:09.755	Mc B.Bergueda	KTM
NT	44	BERNADES BORDA, JOEL	5	46:05.898	NT	8:42.092	Mc Lleida	
NT	8	FALGUERA MOLGO, RAMON	4	32:36.461	NT	7:52.472	SIP SPORT	SHERCO
NT	54	FERNANDEZ HIJICOS TAJUELO, RAFAEL	4	36:33.382	NT	8:50.977		KTM

Margin of Victory	Avg. Speed	Best Lap Tm	Best Spd	Best Lap by
1:49.178	-	6:55.006	-	2 - PEREZ DE LA TORRE, JUAN


Jefe de cronometraje

Provisional Definitiva

Los Comisarios Deportivos Hora:

El Director de Carrera Hora:


El Cronametrador Hora:



Basella, Camp. España Cross-Country

Clasificado por vueltas

Carrera Basella 0,000 km
 Carrera 18/12/2011 11:30
 Carrera (2:30:00 Tiempo) iniciado a 10:59:01



Pos.	Nº	Nombre	Vlts	Total T°	Dif. 1°	Mejor Tm Club	Marca
Junior							
1	20	QUER MOLGO, RAMON	20	2:31:45.229		7:14.854	Mc Segre SHERCO
2	21	QUER MOLGO, JORDI	19	2:30:08.378	1 Vuelta	7:39.689	Mc Segre SHERCO
3	27	SALSENCH CONSTANCIO, CARLES	19	2:31:31.264	1 Vuelta	7:34.890	Mac Reus KTM
4	30	GARCIA DE VINUESA ORDOVAS, NICOLA	19	2:31:32.542	1 Vuelta	7:43.107	Mc. Rioja HUSQVARNA
5	24	BENEYTO BOTELLA, RUBEN	19	2:32:09.096	1 Vuelta	7:46.321	Nicogass SHERCO
6	22	DIAZ REY, OVIDIO JOSE	19	2:34:57.725	1 Vuelta	7:42.844	Mc. T. Langreo SHERCO
7	26	ESTEVE VILLAR, GERARD	18	2:35:47.742	2 Vueltas	7:34.007	SIP SPORT SHERCO
8	25	ARAGON GOMEZ, ENRIQUE	18	2:36:23.722	2 Vueltas	8:04.453	Moto Club Posadas KTM
9	23	ARNAIZ IGARTUA, XABIER	17	2:31:45.939	3 Vueltas	8:05.731	Fly Group mc. HUSABERG
10	29	SENTIS ALMACELLAS, RICARD	17	2:34:06.890	3 Vueltas	8:31.257	Mc Mora d'Ebre KTM

No clasificado

NT	28	MUJAL MOLINA, MARC	10	1:30:51.793	NT	8:09.755	Mc B.Bergueda KTM
----	----	--------------------	----	-------------	----	----------	-------------------

Master

1	82	RIBES CASTELLS, JERONI	17	2:34:53.142		8:40.051	Mc Segre SHERCO
2	80	DELGADO SALAS, DIEGO	15	2:29:51.453	2 Vueltas	9:11.174	CD MC Esc. Zambr KTM
3	81	BLAYA SANZ, PASCUAL	15	2:40:18.780	2 Vueltas	9:38.650	MC Enduro Canals SHERCO

Senior

1	2	PEREZ DE LA TORRE, JUAN	21	2:30:28.713		6:55.006	Moto Club Sport N KTM
2	3	BETRIU ARMENGOL, JAUME	21	2:32:17.891	1:49.178	6:57.516	Mc Segre HUSABERG
3	7	FAJA BELTRAN, MELCIOR	20	2:30:30.203	1 Vuelta	7:15.174	Mc Moianes KTM
4	4	GARCIA SANCHEZ, MIQUEL	20	2:31:53.031	1 Vuelta	7:21.129	Mc B.Roses GAS-GAS
5	9	SALSENCH CONSTANCIO, ELOI	20	2:31:54.704	1 Vuelta	7:17.838	Mac Reus KTM
6	12	BARBERO ANDRES, MARCOS	20	2:32:51.583	1 Vuelta	7:20.943	KTM
7	6	COMECH GIJON, ENRIQUE	20	2:34:42.875	1 Vuelta	7:28.221	MC Pedralba HONDA
8	5	CABALLERO BARRIO, CARLOS ENRIQUE	19	2:32:21.002	2 Vueltas	7:44.768	Vallisoletano Mc. KTM
9	11	ROMERO PLANAS, ANTONI	19	2:36:07.256	2 Vueltas	7:46.412	Mc VDB KTM
10	10	MONTANER SOLA, JOAN	16	2:37:57.153	5 Vueltas	8:55.116	Amv Torroella

No clasificado

NT	8	FALGUERA MOLGO, RAMON	4	32:36.461	NT	7:52.472	SIP SPORT SHERCO
----	---	-----------------------	---	-----------	----	----------	------------------

Sénior B-2T

1	40	CORRALES GARCIA, DAVID	19	2:36:57.610		8:00.415	Mc. Burgos Sport HUSABERG
2	41	IGLESIAS FERNANDEZ, ALEJANDRO	18	2:34:26.926	1 Vuelta	8:08.506	Mc. RJ Sport
3	42	PEDRO SUBIRATS, JOSEP	17	2:28:59.000	2 Vueltas	8:26.814	Motocra KTM
4	43	RODRIGUEZ CARTAGENA, ION ANDER	17	2:36:46.391	2 Vueltas	8:41.041	Txusko Mc KTM
5	45	VALLS PALOS, JOSE MANUEL	15	2:37:03.419	4 Vueltas	9:52.999	HUSABERG

No clasificado

NT	44	BERNADES BORDA, JOEL	5	46:05.898	NT	8:42.092	Mc Lleida
----	----	----------------------	---	-----------	----	----------	-----------

Sénior B-4T

1	51	GIMENO GARCIA, ANTONIO	19	2:33:09.840		7:42.495	Moberss HUSQVARNA
---	----	------------------------	----	-------------	--	----------	-------------------

Margin of Victory	Avg. Speed	Best Lap Tm	Best Spd	Best Lap by
1:49.178	-	6:55.006	-	2 - PEREZ DE LA TORRE, JUAN

Jefe de cronometraje


Provisional Definitiva

Los Comisarios Deportivos
 Hora:

El Director de Carrera
 Hora:

El Cronametrador
 Hora:

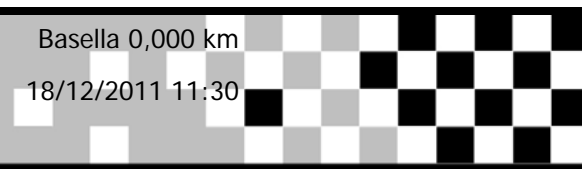
Orbits



Basella, Camp. España Cross-Country

Clasificado por vueltas

Carrera Basella 0,000 km
Carrera 18/12/2011 11:30
Carrera (2:30:00 Tiempo) iniciado a 10:59:01



Pos.	N°	Nombre	Vlts	Total T°	Dif. 1°	Mejor Tm Club	Marca
2	52	PEDRO SUBIRATS, JORDI	19	2:34:57.774	1:47.934	7:49.436	Mc. Polea SX KTM
3	56	MARGALEF PEÑAS, EDUARD	19	2:35:40.421	2:30.581	7:52.934	Mc Móra d'Ebre SHERCO
4	50	BERNADAUS VILLANUA, ANDRES	19	2:36:11.508	3:01.668	7:37.868	
5	55	ABASOLO ETXABE, XABIER	19	2:36:12.724	3:02.884	7:40.435	Txusko Mc HUSABERG
6	57	CARDONA NOVAS, ALBERT	18	2:32:48.285	1 Vuelta	8:08.295	Mc Solsonès SHERCO
7	53	GONZALEZ FERNANDEZ, FELIPE	16	2:29:27.703	3 Vueltas	8:48.396	Mc. RJ Sport
8	58	LOPEZ GUERRERO, SEBASTIAN P.	16	2:30:02.671	3 Vueltas	8:15.933	Mc Segre KTM

No clasificado

NT	54	FERNANDEZ HIJICOS TAJUELO, RAFAEL	4	36:33.382	NT	8:50.977	KTM
----	----	-----------------------------------	---	-----------	----	----------	-----

Veterano

1	70	MACIAS SANCHEZ, ALBERTO	18	2:29:06.395		7:56.336	Zalla Off road SHERCO
2	71	PIZONES GUERRERO, GERARDO	18	2:30:44.107	1:37.712	8:03.849	Moto Club Urso KTM
3	75	VIGIOLA GOIKOECHEA, KOLDO	16	2:33:41.506	2 Vueltas	9:03.074	
4	72	GUERRA ARAGON, VICENTE	16	2:34:56.199	2 Vueltas	9:17.698	Mc. Valdevilanos HUSQVARN
5	73	PIERA SOLE, LLUIS	15	2:29:15.776	3 Vueltas	9:23.357	Mc Segre KAWASAKI

Margin of Victory	Avg. Speed	Best Lap Tm	Best Spd	Best Lap by
1:49.178	-	6:55.006	-	2 - PEREZ DE LA TORRE, JUAN

Jefe de cronometraje

Orbits

Provisional Los Comisarios Deportivos El Director de Carrera El Cronametrador

Definitiva Hora: Hora: Hora:



Basella, Camp. España Cross-Country

Basella 0,000 km

18/12/2011 11:30

Carrera

Carrera

Carrera (2:30:00 Tiempo) iniciado a 10:59:01

Lap	Lap Tm	Diff	Time of Day
(2) PEREZ DE LA TORRE, JUAN			
1			11:05:53.693
2	6:55.006		11:12:48.699
3	6:55.441	+0.435	11:19:44.140
4	6:58.493	+3.487	11:26:42.633
5	7:02.796	+7.790	11:33:45.429
6	7:05.137	+10.131	11:40:50.566
7	7:07.708	+12.702	11:47:58.274
8	7:00.396	+5.390	11:54:58.670
9	7:03.441	+8.435	12:02:02.111
10	7:01.889	+6.883	12:09:04.000
11	7:39.461	+44.455	12:16:43.461
12	7:09.683	+14.677	12:23:53.144
13	7:13.779	+18.773	12:31:06.923
14	7:09.324	+14.318	12:38:16.247
15	7:09.876	+14.870	12:45:26.123
16	7:13.331	+18.325	12:52:39.454
17	7:14.771	+19.765	12:59:54.225
18	7:18.785	+23.779	13:07:13.010
19	7:18.119	+23.113	13:14:31.129
20	7:14.391	+19.385	13:21:45.520
21	7:44.787	+49.781	13:29:30.307

Lap	Lap Tm	Diff	Time of Day
(3) BETRIU ARMENGOL, JAUME			
1			11:06:42.052
2	7:03.795	+6.279	11:13:45.847
3	6:59.576	+2.060	11:20:45.423
4	7:10.728	+13.212	11:27:56.151
5	7:08.437	+10.921	11:35:04.588
6	7:08.520	+11.004	11:42:13.108
7	6:57.516		11:49:10.624
8	7:14.127	+16.611	11:56:24.751
9	7:07.683	+10.167	12:03:32.434
10	7:27.121	+29.605	12:10:59.555
11	8:18.287	+1:20.771	12:19:17.842
12	7:07.648	+10.132	12:26:25.490
13	7:10.722	+13.206	12:33:36.212
14	7:04.514	+6.998	12:40:40.726
15	7:10.373	+12.857	12:47:51.099
16	7:11.025	+13.509	12:55:02.124
17	7:13.165	+15.649	13:02:15.289
18	7:15.486	+17.970	13:09:30.775
19	7:17.303	+19.787	13:16:48.078
20	7:17.712	+20.196	13:24:05.790
21	7:13.695	+16.179	13:31:19.485

Lap	Lap Tm	Diff	Time of Day
(7) FAJA BELTRAN, MELCIOR			
1			11:06:12.947
2	7:16.457	+1.283	11:13:29.404
3	7:15.174		11:20:44.578
4	7:16.752	+1.578	11:28:01.330
5	7:24.079	+8.905	11:35:25.409
6	7:22.754	+7.580	11:42:48.163
7	7:23.117	+7.943	11:50:11.280
8	7:26.514	+11.340	11:57:37.794
9	7:28.462	+13.288	12:05:06.256
10	7:30.367	+15.193	12:12:36.623
11	8:13.638	+58.464	12:20:50.261
12	7:39.427	+24.253	12:28:29.688
13	7:32.272	+17.098	12:36:01.960
14	8:05.700	+50.526	12:44:07.660
15	7:28.599	+13.425	12:51:36.259
16	7:39.699	+24.525	12:59:15.958
17	7:36.668	+21.494	13:06:52.626
18	7:39.892	+24.718	13:14:32.518

Lap	Lap Tm	Diff	Time of Day
19	7:26.481	+11.307	13:21:58.999
20	7:32.798	+17.624	13:29:31.797
(20) QUER MOLGO, RAMON			
1			11:06:18.653
2	7:14.854		11:13:33.507
3	7:17.780	+2.926	11:20:51.287
4	7:25.566	+10.712	11:28:16.853
5	7:25.750	+10.896	11:35:42.603
6	7:25.114	+10.260	11:43:07.717
7	7:27.697	+12.843	11:50:35.414
8	7:36.477	+21.623	11:58:11.891
9	7:31.331	+16.477	12:05:43.222
10	7:26.051	+11.197	12:13:09.273
11	8:08.384	+53.530	12:21:17.657
12	7:38.563	+23.709	12:28:56.220
13	7:34.575	+19.721	12:36:30.795
14	7:35.911	+21.057	12:44:06.706
15	7:49.255	+34.401	12:51:55.961
16	7:42.512	+27.658	12:59:38.473
17	7:37.337	+22.483	13:07:15.810
18	7:45.643	+30.789	13:15:01.453
19	7:49.429	+34.575	13:22:50.882
20	7:55.941	+41.087	13:30:46.823

Lap	Lap Tm	Diff	Time of Day
(4) GARCIA SANCHEZ, MIQUEL			
1			11:06:56.365
2	7:41.470	+20.341	11:14:37.835
3	7:38.791	+17.662	11:22:16.626
4	7:32.257	+11.128	11:29:48.883
5	7:37.236	+16.107	11:37:26.119
6	7:34.148	+13.019	11:45:00.267
7	7:32.051	+10.922	11:52:32.318
8	7:34.004	+12.875	12:00:06.322
9	7:34.400	+13.271	12:07:40.722
10	7:34.162	+13.033	12:15:14.884
11	8:13.323	+52.194	12:23:28.207
12	7:36.575	+15.446	12:31:04.782
13	7:33.682	+12.553	12:38:38.464
14	7:35.183	+14.054	12:46:13.647
15	7:29.234	+8.105	12:53:42.881
16	7:21.129		13:01:04.010
17	7:24.200	+3.071	13:08:28.210
18	7:28.589	+7.460	13:15:56.799
19	7:32.331	+11.202	13:23:29.130
20	7:25.495	+4.366	13:30:54.625

Lap	Lap Tm	Diff	Time of Day
(9) SALSENCH CONSTANCIO, ELOI			
1			11:06:57.451
2	7:42.376	+24.538	11:14:39.827
3	7:38.258	+20.420	11:22:18.085
4	7:31.716	+13.878	11:29:49.801
5	7:37.345	+19.507	11:37:27.146
6	7:33.766	+15.928	11:45:00.912
7	7:25.707	+7.869	11:52:26.619
8	7:50.888	+33.050	12:00:17.507
9	7:30.648	+12.810	12:07:48.155
10	8:17.653	+59.815	12:16:05.808
11	7:27.382	+9.544	12:23:33.190
12	7:34.441	+16.603	12:31:07.631
13	7:32.456	+14.618	12:38:40.087
14	7:34.391	+16.553	12:46:14.478
15	7:29.688	+11.850	12:53:44.166
16	7:17.838		13:01:02.004
17	7:21.150	+3.312	13:08:23.154
18	7:24.541	+6.703	13:15:47.695

Lap	Lap Tm	Diff	Time of Day
19	7:50.149	+32.311	13:23:37.844
20	7:18.454	+0.616	13:30:56.298
(12) BARBERO ANDRES, MARCOS			
1			11:06:35.136
2	7:34.470	+13.527	11:14:09.606
3	7:35.640	+14.697	11:21:45.246
4	7:39.985	+19.042	11:29:25.231
5	7:44.109	+23.166	11:37:09.340
6	7:42.348	+21.405	11:44:51.688
7	7:31.759	+10.816	11:52:23.447
8	7:26.546	+5.603	11:59:49.993
9	7:38.681	+17.738	12:07:28.674
10	7:38.938	+17.995	12:15:07.612
11	7:42.808	+21.865	12:22:50.420
12	7:39.242	+18.299	12:30:29.662
13	7:36.950	+16.007	12:38:06.612
14	7:36.533	+15.590	12:45:43.145
15	8:37.283	+1:16.340	12:54:20.428
16	7:34.280	+13.337	13:01:54.708
17	7:38.882	+17.939	13:09:33.590
18	7:20.943		13:16:54.533
19	7:27.312	+6.369	13:24:21.845
20	7:31.332	+10.389	13:31:53.177

Lap	Lap Tm	Diff	Time of Day
(6) COMECHE GIJON, ENRIQUE			
1			11:06:44.106
2	7:32.759	+4.538	11:14:16.865
3	7:46.033	+17.812	11:22:02.898
4	7:37.115	+8.894	11:29:40.013
5	7:41.787	+13.566	11:37:21.800
6	7:32.942	+4.721	11:44:54.742
7	7:29.519	+1.298	11:52:24.261
8	7:28.221		11:59:52.482
9	7:36.712	+8.491	12:07:29.194
10	8:11.795	+43.574	12:15:40.989
11	7:44.339	+16.118	12:23:25.328
12	7:36.356	+8.135	12:31:01.684
13	7:34.725	+6.504	12:38:36.409
14	7:44.458	+16.237	12:46:20.867
15	8:15.491	+47.270	12:54:36.358
16	7:51.005	+22.784	13:02:27.363
17	7:45.389	+17.168	13:10:12.752
18	7:51.229	+23.008	13:18:03.981
19	7:43.859	+15.638	13:25:47.840
20	7:56.629	+28.408	13:33:44.469

Lap	Lap Tm	Diff	Time of Day
(21) QUER MOLGO, JORDI			
1			11:06:40.941
2	7:39.689		11:14:20.630
3	7:50.638	+10.949	11:22:11.268
4	7:44.999	+5.310	11:29:56.267
5	7:40.310	+0.621	11:37:36.577
6	7:46.976	+7.287	11:45:23.553
7	7:44.320	+4.631	11:53:07.873
8	7:43.210	+3.521	12:00:51.083
9	7:49.952	+10.263	12:08:41.035
10	7:52.052	+12.363	12:16:33.087
11	8:34.960	+55.271	12:25:08.047
12	7:57.313	+17.624	12:33:05.360
13	7:54.696	+15.007	12:41:00.056
14	8:14.613	+34.924	12:49:14.669
15	7:57.434	+17.745	12:57:12.103
16	7:58.218	+18.529	13:05:10.321
17	7:49.265	+9.576	13:12:59.586
18	7:49.977	+10.288	13:20:49.563

Jefe de cronometraje
Orbits

Provisional
 Definitiva

Los Comisarios Deportivos
 Hora:

El Director de Carrera
 Hora:

El Cronametrador
 Hora:

ALPURA

Página 1/5

Basella, Camp. España Cross-Country

Carrera

Basella 0,000 km

Carrera

18/12/2011 11:30

Carrera (2:30:00 Tiempo) iniciado a 10:59:01



Lap	Lap Tm	Diff	Time of Day
19	8:20.409	+40.720	13:29:09.972
(27) SALSENCH CONSTANCIO, CARLES			
1			11:06:55.379
2	7:43.663	+8.773	11:14:39.042
3	8:06.759	+31.869	11:22:45.801
4	8:17.936	+43.046	11:31:03.737
5	8:00.611	+25.721	11:39:04.348
6	7:49.926	+15.036	11:46:54.274
7	7:41.825	+6.935	11:54:36.099
8	7:34.890		12:02:10.989
9	8:02.389	+27.499	12:10:13.378
10	7:48.640	+13.750	12:18:02.018
11	7:39.373	+4.483	12:25:41.391
12	8:27.266	+52.376	12:34:08.657
13	7:42.982	+8.092	12:41:51.639
14	7:47.760	+12.870	12:49:39.399
15	8:29.681	+54.791	12:58:09.080
16	8:04.526	+29.636	13:06:13.606
17	8:02.232	+27.342	13:14:15.838
18	8:09.195	+34.305	13:22:25.033
19	8:07.825	+32.935	13:30:32.858

Lap	Lap Tm	Diff	Time of Day
(30) GARCIA DE VINUESA ORDOVAS, NICOLAS			
1			11:07:27.250
2	7:43.116	+0.009	11:15:10.366
3	7:49.900	+6.793	11:23:00.266
4	7:49.873	+6.766	11:30:50.139
5	7:46.909	+3.802	11:38:37.048
6	7:46.931	+3.824	11:46:23.979
7	7:47.767	+4.660	11:54:11.746
8	7:53.265	+10.158	12:02:05.011
9	7:50.903	+7.796	12:09:55.914
10	7:51.864	+8.757	12:17:47.778
11	8:03.525	+20.418	12:25:51.303
12	8:03.683	+20.576	12:33:54.986
13	7:58.327	+15.220	12:41:53.313
14	9:15.755	+1:32.648	12:51:09.068
15	8:08.525	+25.418	12:59:17.593
16	7:43.107		13:07:00.700
17	7:45.075	+1.968	13:14:45.775
18	7:57.602	+14.495	13:22:43.377
19	7:50.759	+7.652	13:30:34.136

Lap	Lap Tm	Diff	Time of Day
(24) BENEYTO BOTELLA, RUBEN			
1			11:07:30.389
2	8:09.657	+23.336	11:15:40.046
3	8:00.869	+14.548	11:23:40.915
4	7:58.327	+12.006	11:31:39.242
5	8:08.474	+22.153	11:39:47.716
6	7:48.521	+2.200	11:47:36.237
7	7:52.069	+5.748	11:55:28.306
8	7:54.065	+7.744	12:03:22.371
9	8:08.704	+22.383	12:11:31.075
10	7:53.312	+6.991	12:19:24.387
11	7:51.952	+5.631	12:27:16.339
12	7:55.910	+9.589	12:35:12.249
13	8:45.988	+59.667	12:43:58.237
14	7:55.641	+9.320	12:51:53.878
15	7:50.271	+3.950	12:59:44.149
16	7:52.807	+6.486	13:07:36.956
17	7:46.321		13:15:23.277
18	7:56.290	+9.969	13:23:19.567
19	7:51.123	+4.802	13:31:10.690

(5) CABALLERO BARRIO, CARLOS ENRIQUE

Lap	Lap Tm	Diff	Time of Day
1			11:06:48.879
2	7:44.820	+0.052	11:14:33.699
3	7:44.768		11:22:18.467
4	7:51.426	+6.658	11:30:09.893
5	8:04.469	+19.701	11:38:14.362
6	7:57.719	+12.951	11:46:12.081
7	8:02.785	+18.017	11:54:14.866
8	7:51.371	+6.603	12:02:06.237
9	7:50.614	+5.846	12:09:56.851
10	7:57.342	+12.574	12:17:54.193
11	9:00.615	+1:15.847	12:26:54.808
12	7:54.506	+9.738	12:34:49.314
13	7:52.090	+7.322	12:42:41.404
14	8:03.360	+18.592	12:50:44.764
15	8:08.454	+23.686	12:58:53.218
16	8:10.787	+26.019	13:07:04.005
17	8:06.523	+21.755	13:15:10.528
18	8:10.031	+25.263	13:23:20.559
19	8:02.037	+17.269	13:31:22.596

Lap	Lap Tm	Diff	Time of Day
(51) GIMENO GARCIA, ANTONIO			
1			11:08:20.074
2	7:49.322	+6.827	11:16:09.396
3	7:52.014	+9.519	11:24:01.410
4	7:50.958	+8.463	11:31:52.368
5	7:49.322	+6.827	11:39:41.690
6	7:43.554	+1.059	11:47:25.244
7	7:42.495		11:55:07.739
8	7:48.052	+5.557	12:02:55.791
9	7:55.743	+13.248	12:10:51.534
10	7:57.699	+15.204	12:18:49.233
11	8:10.397	+27.902	12:26:59.630
12	9:08.572	+1:26.077	12:36:08.202
13	8:13.141	+30.646	12:44:21.343
14	8:08.005	+25.510	12:52:29.348
15	8:10.065	+27.570	13:00:39.413
16	8:13.199	+30.704	13:08:52.612
17	7:55.095	+12.600	13:16:47.707
18	8:03.068	+20.573	13:24:50.775
19	8:20.659	+38.164	13:33:11.434

Lap	Lap Tm	Diff	Time of Day
(22) DIAZ REY, OVIDIO JOSE			
1			11:06:47.377
2	8:13.494	+30.650	11:15:00.871
3	7:55.766	+12.922	11:22:56.637
4	7:52.353	+9.509	11:30:48.990
5	8:54.891	+1:12.047	11:39:43.881
6	7:42.844		11:47:26.725
7	7:49.817	+6.973	11:55:16.542
8	7:49.757	+6.913	12:03:06.299
9	8:02.079	+19.235	12:11:08.378
10	7:58.957	+16.113	12:19:07.335
11	9:20.098	+1:37.254	12:28:27.433
12	7:56.107	+13.263	12:36:23.540
13	8:03.114	+20.270	12:44:26.654
14	7:59.855	+17.011	12:52:26.509
15	8:11.845	+29.001	13:00:38.354
16	7:59.331	+16.487	13:08:37.685
17	8:23.028	+40.184	13:17:00.713
18	8:21.015	+38.171	13:25:21.728
19	8:37.591	+54.747	13:33:59.319

Lap	Lap Tm	Diff	Time of Day
(52) PEDRO SUBIRATS, JORDI			
1			11:07:59.378
2	7:55.857	+6.421	11:15:55.235
3	8:08.020	+18.584	11:24:03.255

Lap	Lap Tm	Diff	Time of Day
4	8:18.597	+29.161	11:32:21.852
5	8:01.520	+12.084	11:40:23.372
6	8:05.696	+16.260	11:48:29.068
7	7:49.436		11:56:18.504
8	7:52.517	+3.081	12:04:11.021
9	8:03.425	+13.989	12:12:14.446
10	8:06.338	+16.902	12:20:20.784
11	8:40.422	+50.986	12:29:01.206
12	7:59.316	+9.880	12:37:00.522
13	7:57.457	+8.021	12:44:57.979
14	7:57.719	+8.283	12:52:55.698
15	8:00.609	+11.173	13:00:56.307
16	7:57.301	+7.865	13:08:53.608
17	8:23.527	+34.091	13:17:17.135
18	8:58.011	+1:08.575	13:26:15.146
19	8:44.222	+54.786	13:34:59.368

Lap	Lap Tm	Diff	Time of Day
(56) MARGALEF PEÑAS, EDUARD			
1			11:08:03.283
2	7:52.934		11:15:56.217
3	7:52.998	+0.064	11:23:49.215
4	7:58.500	+5.566	11:31:47.715
5	8:04.838	+11.904	11:39:52.553
6	8:04.847	+11.913	11:47:57.400
7	8:09.241	+16.307	11:56:06.641
8	8:09.916	+16.982	12:04:16.557
9	9:48.672	+1:55.738	12:14:05.229
10	8:07.465	+14.531	12:22:12.694
11	8:07.847	+14.913	12:30:20.541
12	8:11.783	+18.849	12:38:32.324
13	8:13.695	+20.761	12:46:46.019
14	8:18.383	+25.449	12:55:04.402
15	8:06.624	+13.690	12:53:11.026
16	8:10.148	+17.214	13:11:21.174
17	8:06.584	+13.650	13:19:27.758
18	8:04.817	+11.883	13:27:32.575
19	8:09.440	+16.506	13:35:42.015

Lap	Lap Tm	Diff	Time of Day
(11) ROMERO PLANAS, ANTONI			
1			11:06:50.848
2	7:46.412		11:14:37.260
3	7:53.211	+6.799	11:22:30.471
4	8:14.050	+27.638	11:30:44.521
5	8:30.574	+44.162	11:39:15.095
6	8:09.564	+23.152	11:47:24.659
7	8:23.306	+36.894	11:55:47.965
8	8:00.808	+14.396	12:03:48.773
9	8:00.393	+13.981	12:11:49.166
10	8:30.413	+44.001	12:20:19.579
11	8:08.971	+22.559	12:28:28.550
12	8:15.401	+28.989	12:36:43.951
13	8:08.803	+22.391	12:44:52.754
14	9:09.155	+1:22.743	12:54:01.909
15	8:25.175	+38.763	13:02:27.084
16	8:03.586	+17.174	13:10:30.670
17	8:01.439	+15.027	13:18:32.109
18	8:12.286	+25.874	13:26:44.395
19	8:24.455	+38.043	13:35:08.850

Lap	Lap Tm	Diff	Time of Day
(50) BERNADAUS VILLANUA, ANDRES			
1			11:08:36.569
2	7:54.173	+16.305	11:16:30.742
3	8:02.395	+24.527	11:24:33.137
4	7:58.327	+20.459	11:32:31.464
5	7:54.485	+16.617	11:40:25.949
6	7:58.330	+20.462	11:48:24.279

Jefe de cronometraje

Orbits

Provisional

Los Comisarios Deportivos

El Director de Carrera

El Cronametrador

Basella, Camp. España Cross-Country

Basella 0,000 km

18/12/2011 11:30

Carrera

Carrera

Carrera (2:30:00 Tiempo) iniciado a 10:59:01

Table with columns: Lap, Lap Tm, Diff, Time of Day. Rows 7-19.

(55) ABASOLO ETXABE, XABIER

Table with columns: Lap, Lap Tm, Diff, Time of Day. Rows 1-19.

(40) CORRALES GARCIA, DAVID

Table with columns: Lap, Lap Tm, Diff, Time of Day. Rows 1-19.

(70) MACIAS SANCHEZ, ALBERTO

Table with columns: Lap, Lap Tm, Diff, Time of Day. Rows 1-9.

Table with columns: Lap, Lap Tm, Diff, Time of Day. Rows 10-18.

(71) PIZONES GUERRERO, GERARDO

Table with columns: Lap, Lap Tm, Diff, Time of Day. Rows 1-18.

(57) CARDONA NOVAS, ALBERT

Table with columns: Lap, Lap Tm, Diff, Time of Day. Rows 1-18.

(41) IGLESIAS FERNANDEZ, ALEJANDRO

Table with columns: Lap, Lap Tm, Diff, Time of Day. Rows 1-15.

Table with columns: Lap, Lap Tm, Diff, Time of Day. Rows 16-18.

(26) ESTEVE VILLAR, GERARD

Table with columns: Lap, Lap Tm, Diff, Time of Day. Rows 1-18.

(25) ARAGON GOMEZ, ENRIQUE

Table with columns: Lap, Lap Tm, Diff, Time of Day. Rows 1-18.

(42) PEDRO SUBIRATS, JOSEP

Table with columns: Lap, Lap Tm, Diff, Time of Day. Rows 1-17.

(23) ARNAIZ IGARTUA, XABIER

Table with columns: Lap, Lap Tm, Diff, Time of Day. Rows 1-2.

Jefe de cronometraje


Orbits

Buttons for Provisional/Definitiva, Los Comisarios Deportivos, El Director de Carrera, El Cronametrador, and Hora fields.



Basella, Camp. España Cross-Country

Carrera Basella 0,000 km
 Carrera 18/12/2011 11:30
 Carrera (2:30:00 Tiempo) iniciado a 10:59:01



Lap	Lap Tm	Diff	Time of Day
3	9:35.432	+1:29.701	11:25:49.792
4	9:14.200	+1:08.469	11:35:03.992
5	12:48.515	+4:42.784	11:47:52.507
6	8:11.117	+5.386	11:56:03.624
7	8:05.731		12:04:09.355
8	8:30.831	+25.100	12:12:40.186
9	8:09.557	+3.826	12:20:49.743
10	8:40.548	+34.817	12:29:30.291
11	8:28.904	+23.173	12:37:59.195
12	8:34.652	+28.921	12:46:33.847
13	10:06.299	+2:00.568	12:56:40.146
14	8:32.094	+26.363	13:05:12.240
15	8:40.061	+34.330	13:13:52.301
16	8:29.552	+23.821	13:22:21.853
17	8:25.680	+19.949	13:30:47.533

(29) SENTIS ALMACELLAS, RICARD

Lap	Lap Tm	Diff	Time of Day
1			11:07:26.091
2	8:38.568	+7.311	11:16:04.659
3	8:34.384	+3.127	11:24:39.043
4	8:44.677	+13.420	11:33:23.720
5	8:31.257		11:41:54.977
6	8:50.302	+19.045	11:50:45.279
7	8:40.198	+8.941	11:59:25.477
8	8:36.107	+4.850	12:08:01.584
9	11:16.947	+2:45.690	12:19:18.531
10	8:55.936	+24.679	12:28:14.467
11	8:50.302	+19.045	12:37:04.769
12	11:12.200	+2:40.943	12:48:16.969
13	8:57.493	+26.236	12:57:14.462
14	8:57.664	+26.407	13:06:12.126
15	8:57.703	+26.446	13:15:09.829
16	8:53.019	+21.762	13:24:02.848
17	9:05.636	+34.379	13:33:08.484

(82) RIBES CASTELLS, JERONI

Lap	Lap Tm	Diff	Time of Day
1			11:08:48.751
2	8:40.051		11:17:28.802
3	8:56.333	+16.282	11:26:25.135
4	8:59.958	+19.907	11:35:25.093
5	8:57.470	+17.419	11:44:22.563
6	8:58.987	+18.936	11:53:21.550
7	8:56.604	+16.553	12:02:18.154
8	8:49.185	+9.134	12:11:07.339
9	9:07.699	+27.648	12:20:15.038
10	10:46.206	+2:06.155	12:31:01.244
11	9:07.051	+27.000	12:40:08.295
12	9:05.118	+25.067	12:49:13.413
13	9:13.065	+33.014	12:58:26.478
14	9:08.518	+28.467	13:07:34.996
15	9:36.531	+56.480	13:17:11.527
16	9:00.463	+20.412	13:26:11.990
17	8:42.746	+2.695	13:34:54.736

(43) RODRIGUEZ CARTAGENA, ION ANDER

Lap	Lap Tm	Diff	Time of Day
1			11:09:36.264
2	9:08.333	+27.292	11:18:44.597
3	9:27.867	+46.826	11:28:12.464
4	9:58.360	+1:17.319	11:38:10.824
5	9:26.184	+45.143	11:47:37.008
6	9:10.212	+29.171	11:56:47.220
7	9:06.971	+25.930	12:05:54.191
8	10:45.086	+2:04.045	12:16:39.277
9	9:01.495	+20.454	12:25:40.772
10	9:02.086	+21.045	12:34:42.858
11	8:57.888	+16.847	12:43:40.746

Lap	Lap Tm	Diff	Time of Day
12	9:02.774	+21.733	12:52:43.520
13	8:53.199	+12.158	13:01:36.719
14	8:57.895	+16.854	13:10:34.614
15	8:47.858	+6.817	13:19:22.472
16	8:41.041		13:28:03.513
17	8:44.472	+3.431	13:36:47.985

(53) GONZALEZ FERNANDEZ, FELIPE

Lap	Lap Tm	Diff	Time of Day
1			11:09:59.857
2	8:48.396		11:18:48.253
3	8:55.822	+7.426	11:27:44.075
4	8:55.419	+7.023	11:36:39.494
5	9:03.467	+15.071	11:45:42.961
6	9:04.430	+16.034	11:54:47.391
7	9:02.432	+14.036	12:03:49.823
8	9:09.330	+20.934	12:12:59.153
9	9:10.031	+21.635	12:22:09.184
10	11:38.474	+2:50.078	12:33:47.658
11	9:19.150	+30.754	12:43:06.808
12	9:28.463	+40.067	12:52:35.271
13	9:07.476	+19.080	13:01:42.747
14	9:13.483	+25.087	13:10:56.230
15	9:15.206	+26.810	13:20:11.436
16	9:17.861	+29.465	13:29:29.297

(58) LOPEZ GUERRERO, SEBASTIAN P.

Lap	Lap Tm	Diff	Time of Day
1			11:08:40.521
2	8:15.933		11:16:56.454
3	8:29.188	+13.255	11:25:25.642
4	8:34.956	+19.023	11:34:00.598
5	9:00.783	+44.850	11:43:01.381
6	9:58.903	+1:42.970	11:53:00.284
7	8:57.104	+41.171	12:01:57.388
8	9:16.933	+1:01.000	12:11:14.321
9	11:49.326	+3:33.393	12:23:03.647
10	9:40.380	+1:24.447	12:32:44.027
11	9:17.075	+1:01.142	12:42:01.102
12	9:21.260	+1:05.327	12:51:22.362
13	9:40.915	+1:24.982	13:01:03.277
14	9:44.623	+1:28.690	13:10:47.900
15	9:20.450	+1:04.517	13:20:08.350
16	9:55.915	+1:39.982	13:30:04.265

(75) VIGIOLA GOIKOECHEA, KOLDO

Lap	Lap Tm	Diff	Time of Day
1			11:09:26.008
2	10:22.349	+1:19.275	11:19:48.357
3	9:28.791	+25.717	11:29:17.148
4	9:12.741	+9.667	11:38:29.889
5	9:12.745	+9.671	11:47:42.634
6	9:15.675	+12.601	11:56:58.309
7	9:30.429	+27.355	12:06:28.738
8	9:33.024	+29.950	12:16:01.762
9	9:35.380	+32.306	12:25:37.142
10	11:24.027	+2:20.953	12:37:01.169
11	9:36.942	+33.868	12:46:38.111
12	9:09.952	+6.878	12:55:48.063
13	9:36.505	+33.431	13:05:24.568
14	9:03.074		13:14:27.642
15	9:39.146	+36.072	13:24:06.788
16	9:36.312	+33.238	13:33:43.100

(72) GUERRA ARAGON, VICENTE

Lap	Lap Tm	Diff	Time of Day
1			11:10:04.405
2	9:48.308	+30.610	11:19:52.713
3	9:39.872	+22.174	11:29:32.585
4	9:30.598	+12.900	11:39:03.183

Lap	Lap Tm	Diff	Time of Day
5	9:30.165	+12.467	11:48:33.348
6	9:27.774	+10.076	11:58:01.122
7	9:17.698		12:07:18.820
8	9:43.845	+26.147	12:17:02.665
9	9:43.330	+25.632	12:26:45.995
10	9:38.134	+20.436	12:36:24.129
11	9:31.952	+14.254	12:45:56.081
12	11:14.770	+1:57.072	12:57:10.851
13	9:37.584	+19.886	13:06:48.435
14	9:25.061	+7.363	13:16:13.496
15	9:19.697	+1.999	13:25:33.193
16	9:24.600	+6.902	13:34:57.793

(10) MONTANER SOLA, JOAN

Lap	Lap Tm	Diff	Time of Day
1			11:08:11.726
2	8:55.116		11:17:06.842
3	8:55.674	+0.558	11:26:02.516
4	9:16.811	+21.695	11:35:19.327
5	9:13.642	+18.526	11:44:32.969
6	8:56.681	+1.565	11:53:29.650
7	9:18.820	+23.704	12:02:48.470
8	9:22.604	+27.488	12:12:11.074
9	9:37.400	+42.284	12:21:48.474
10	12:21.160	+3:26.044	12:34:09.634
11	9:15.881	+20.765	12:43:25.515
12	9:28.856	+33.740	12:52:54.371
13	9:53.761	+58.645	13:02:48.132
14	10:25.463	+1:30.347	13:13:13.595
15	13:32.079	+4:36.963	13:26:45.674
16	10:13.073	+1:17.957	13:36:58.747

(73) PIERA SOLE, LLUIS

Lap	Lap Tm	Diff	Time of Day
1			11:10:28.088
2	10:02.592	+39.235	11:20:30.680
3	9:38.770	+15.413	11:30:09.450
4	9:42.394	+19.037	11:39:51.844
5	9:32.378	+9.021	11:49:24.222
6	9:37.988	+14.631	11:59:02.210
7	9:56.301	+32.944	12:08:58.511
8	10:00.540	+37.183	12:18:59.051
9	9:49.695	+26.338	12:28:48.746
10	11:50.035	+2:26.678	12:40:38.781
11	10:19.801	+56.444	12:50:58.582
12	9:39.596	+16.239	13:00:38.178
13	9:37.642	+14.285	13:10:15.820
14	9:38.193	+14.836	13:19:54.013
15	9:23.357		13:29:17.370


(80) DELGADO SALAS, DIEGO

Lap	Lap Tm	Diff	Time of Day
1			11:10:28.932
2	9:11.174		11:19:40.106
3	9:24.083	+12.909	11:29:04.189
4	9:41.858	+30.684	11:38:46.047
5	9:57.426	+46.252	11:48:43.473
6	10:15.643	+1:04.469	11:58:59.116
7	9:57.598	+46.424	12:08:56.714
8	10:08.696	+57.522	12:19:05.410
9	9:50.420	+39.246	12:28:55.830
10	10:07.314	+56.140	12:39:03.144
11	10:03.477	+52.303	12:49:06.621
12	10:07.848	+56.674	12:59:14.469
13	9:55.252	+44.078	13:09:09.721
14	10:40.285	+1:29.111	13:19:50.006
15	10:03.041	+51.867	13:29:53.047

(45) VALLES PALOS, JOSE MANUEL

Jefe de cronometraje Orbits

<input type="checkbox"/> Provisional <input type="checkbox"/> Definitiva	Los Comisarios Deportivos Hora:	El Director de Carrera Hora:
	El Cronametrador Hora:	



Basella, Camp. España Cross-Country

Carrera

Basella 0,000 km

Carrera

18/12/2011 11:30

Carrera (2:30:00 Tiempo) iniciado a 10:59:01

Lap	Lap Tm	Diff	Time of Day
1			11:10:30.768
2	10:03.763	+10.764	11:20:34.531
3	9:52.999		11:30:27.530
4	11:46.495	+1:53.496	11:42:14.025
5	11:10.345	+1:17.346	11:53:24.370
6	10:15.605	+22.606	12:03:39.975
7	10:06.200	+13.201	12:13:46.175
8	10:25.046	+32.047	12:24:11.221
9	10:21.103	+28.104	12:34:32.324
10	10:04.594	+11.595	12:44:36.918
11	10:09.833	+16.834	12:54:46.751
12	11:10.655	+1:17.656	13:05:57.406
13	10:36.146	+43.147	13:16:33.552
14	10:17.785	+24.786	13:26:51.337
15	10:13.676	+20.677	13:37:05.013

(81) BLAYA SANZ, PASCUAL

1			11:10:08.456
2	9:38.650		11:19:47.106
3	9:44.251	+5.601	11:29:31.357
4	10:36.248	+57.598	11:40:07.605
5	10:38.013	+59.363	11:50:45.618
6	10:06.999	+28.349	12:00:52.617
7	10:29.729	+51.079	12:11:22.346
8	10:16.824	+38.174	12:21:39.170
9	12:48.978	+3:10.328	12:34:28.148
10	10:40.685	+1:02.035	12:45:08.833
11	10:43.220	+1:04.570	12:55:52.053
12	10:31.969	+53.319	13:06:24.022
13	11:14.769	+1:36.119	13:17:38.791
14	11:14.064	+1:35.414	13:28:52.855
15	11:27.519	+1:48.869	13:40:20.374

(28) MUJAL MOLINA, MARC

1			11:07:29.683
2	8:09.755		11:15:39.438
3	8:21.407	+11.652	11:24:00.845
4	8:28.299	+18.544	11:32:29.144
5	8:37.365	+27.610	11:41:06.509
6	8:20.987	+11.232	11:49:27.496
7	8:17.821	+8.066	11:57:45.317
8	8:15.733	+5.978	12:06:01.050
9	11:00.810	+2:51.055	12:17:01.860
10	12:51.527	+4:41.772	12:29:53.387

(44) BERNADES BORDA, JOEL

1			11:09:05.454
2	8:42.092		11:17:47.546
3	9:07.306	+25.214	11:26:54.852
4	8:54.562	+12.470	11:35:49.414
5	10:18.078	+1:35.986	11:46:07.492

(8) FALGUERA MOLGO, RAMON

1			11:06:52.216
2	7:52.472		11:14:44.688
3	8:01.782	+9.310	11:22:46.470
4	8:51.585	+59.113	11:31:38.055

(54) FERNANDEZ HIJICOS TAJUELO, RAFAEL

1			11:09:38.662
2	8:50.977		11:18:29.639
3	9:01.528	+10.551	11:27:31.167
4	9:03.809	+12.832	11:36:34.976

Jefe de cronometraje

Orbits

Provisional

Los Comisarios Deportivos

El Director de Carrera

El Cronametrador

Definitiva

Hora:

Hora:

Hora:



Basella, Camp. España Cross-Country

Vuelta a vuelta

Carrera

Basella 0,000 km

Carrera

18/12/2011 11:30

Carrera (2:30:00 Tiempo) iniciado a 10:59:01

Competidores	Vueltas																				
	1	2	3	4	5	6	7	8	9	10	11	12	13	14	15	16	17	18	19	20	21
PEREZ DE LA TORRE, JUAN (2)	1	2	2	2	2	2	2	2	2	2	2	2	2	2	2	2	2	2	2	2	2
FAJA BELTRAN, MELCIOR (7)	2	7	7	7	3	3	3	3	3	3	3	3	3	3	3	3	3	3	3	3	3
QUER MOLGO, RAMON (20)	3	20	20	3	7	7	7	7	7	7	7	7	7	7	20	7	7	7	7	7	7
BARBERO ANDRES, MARCOS (12)	4	12	3	20	20	20	20	20	20	20	20	20	20	7	20	20	20	20	20	20	20
QUER MOLGO, JORDI (21)	5	21	12	12	12	12	12	12	12	12	12	12	12	12	4	9	9	9	9	4	4
BETRIU ARMENGOL, JAUME (3)	6	3	6	6	6	6	6	6	6	6	4	6	6	6	4	9	4	4	4	9	9
COMECH GIJON, ENRIQUE (6)	7	6	21	21	4	4	4	9	4	4	6	4	4	4	9	12	12	12	12	12	12
DIAZ REY, OVIDIO JOSE (22)	8	22	5	4	9	9	9	4	9	9	9	9	9	9	6	6	6	6	6	6	6
CABALLERO BARRIO, CARLOS EN	9	5	11	9	21	21	21	21	21	21	21	21	21	21	21	21	21	21	21	21	21
ROMERO PLANAS, ANTONI (11)	10	11	4	5	26	26	5	30	30	30	30	27	30	27	27	27	27	27	27	27	27
ESTEVE VILLAR, GERARD (26)	11	26	27	26	5	5	30	5	5	5	5	30	27	30	5	5	30	30	30	30	30
FALGUERA MOLGO, RAMON (8)	12	8	9	11	11	30	27	27	27	27	27	5	5	5	30	30	5	5	24	24	24
SALSENCH CONSTANCIO, CARLES	13	27	26	27	22	27	11	51	51	51	51	51	24	24	24	24	24	24	5	5	5
GARCIA SANCHEZ, MIQUEL (4)	14	4	8	8	30	11	51	22	22	22	22	24	26	26	22	22	22	51	51	51	51
SALSENCH CONSTANCIO, ELOI (9)	15	9	22	22	27	51	22	24	24	24	24	26	51	51	51	51	51	22	22	22	22
ARAGON GOMEZ, ENRIQUE (25)	16	25	30	30	8	22	24	11	11	11	26	22	22	22	52	52	52	52	52	52	52
SENTIS ALMACELLAS, RICARD (29)	17	29	25	25	24	24	56	56	52	52	11	11	11	11	11	11	11	11	11	11	11
GARCIA DE VINUESA ORDOVAS, N	18	30	28	24	56	56	50	50	56	26	52	52	52	52	50	56	56	56	56	56	56
MUJAL MOLINA, MARC (28)	19	28	24	56	25	25	52	52	26	50	50	50	50	50	56	50	50	40	55	50	50
BENEYTO BOTELLA, RUBEN (24)	20	24	52	28	51	70	70	26	50	70	56	56	56	56	26	55	55	50	50	55	55
ARNAIZ IGARTUA, XABIER (23)	21	23	56	51	70	52	25	70	70	56	40	40	55	55	55	70	40	55	40	40	40
PEDRO SUBIRATS, JORDI (52)	22	52	29	52	52	50	26	57	57	40	71	71	71	71	70	40	70	70	70	70	70
MACIAS SANCHEZ, ALBERTO (70)	23	70	51	70	28	71	71	25	40	57	25	55	40	40	40	71	71	71	71	71	71
MARGALEF PEÑAS, EDUARD (56)	24	56	70	71	50	28	57	71	25	71	70	70	70	70	71	57	57	57	57	57	57
MONTANER SOLA, JOAN (10)	25	10	23	50	71	57	40	40	71	25	55	41	41	57	57	25	25	41	41	41	41
PIZONES GUERRERO, GERARDO (26	71	71	57	57	40	28	28	28	55	41	25	25	25	41	41	41	25	26	26	26
CARDONA NOVAS, ALBERT (57)	27	57	57	29	40	55	55	55	55	41	57	57	57	41	25	26	26	26	26	25	25
CORRALES GARCIA, DAVID (40)	28	40	40	40	41	29	41	41	41	42	42	42	42	42	42	42	42	42	42	42	42
GIMENO GARCIA, ANTONIO (51)	29	51	41	41	29	41	29	29	29	28	29	29	23	23	23	23	23	23	23	23	23
IGLESIAS FERNANDEZ, ALEJANDR	30	41	50	55	55	42	42	42	42	29	23	23	29	29	29	29	29	29	29	29	29
PEDRO SUBIRATS, JOSEP (42)	31	42	58	58	58	58	58	82	82	28	82	82	82	82	82	82	82	82	82	82	82
BERNADAUS VILLANUA, ANDRES (32	50	10	42	42	82	82	82	58	23	82	58	58	58	43	43	43	43	43	43	43
LOPEZ GUERRERO, SEBASTIAN P.	33	58	55	23	23	10	10	10	10	10	58	53	53	43	58	58	53	53	53	53	53
ABASOLO ETXABE, XABIER (55)	34	55	42	10	10	53	53	53	23	53	53	10	43	53	53	53	58	58	58	58	58
RIBES CASTELLS, JERONI (82)	35	82	82	82	82	44	23	23	53	58	10	43	10	10	10	75	75	75	75	75	75
BERNADES BORDA, JOEL (44)	36	44	44	44	44	43	43	43	75	75	43	72	75	75	75	75	72	72	72	72	72
VIGIOLA GOIKOECHEA, KOLDO (75	37	75	54	54	54	75	75	75	43	43	72	75	72	75	72	72	10	10	10	10	10
RODRIGUEZ CARTAGENA, ION ANI	38	43	43	53	53	23	72	72	72	72	75	80	80	80	80	73	73	73	73	73	73
FERNANDEZ HIJICOS TAJUELO, R/	39	54	53	43	43	72	80	80	73	73	80	73	73	73	73	80	80	80	80	80	80
GONZALEZ FERNANDEZ, FELIPE (40	53	80	80	75	80	73	73	80	80	73	45	45	45	45	45	45	45	45	45	45
GUERRA ARAGON, VICENTE (72)	41	72	81	75	80	73	81	81	81	81	45	81	81	81	81	81	81	81	81	81	81
BLAYA SANZ, PASCUAL (81)	42	81	75	81	72	81	45	45	45	45	81	81	81	81	81	81	81	81	81	81	81
PIERA SOLE, LLUIS (73)	43	73	72	72	73	45	45	45	45	45	81	81	81	81	81	81	81	81	81	81	81
DELGADO SALAS, DIEGO (80)	44	80	73	73	81	45	45	45	45	45	81	81	81	81	81	81	81	81	81	81	81
VALLES PALOS, JOSE MANUEL (45	45	45	45	45	45	45	45	45	45	45	81	81	81	81	81	81	81	81	81	81	81

Jefe de cronometraje

Orbits

Provisional

Los Comisarios Deportivos

El Director de Carrera

El Cronametrador

Definitiva

Hora:

Hora:

Hora:

