



RFME Campeonato de España de Motocross

Clasificado por mejor tiempo de vuelta

MXSub-18

Circuito de Olván 1,750 km

Entrenamientos Cronometrados

22/05/2011 09:40

Práctica (25:00 Tiempo) started at 9:41:12

Pos.	Nº	Nombre	Club	Moto	Vueltas	En Vuelta	Mejor Tm	Dif. resp. 1º	resp. anterior	Mejor V
1	92	VALENTIN LASHERAS, ANDER		YAMAHA	11	9	1:57.741			53,50
2	4	ARCARONS GALI, NIL		KTM	11	4	1:57.880	0.139	0.139	53,44
3	49	MATARO VILAR, FRANCESC	Mc B.Bergueda	KAWASAKI	11	11	1:57.905	0.164	0.025	53,43
4	51	CASTRO ORTEGA, SERGIO	SIP SPORT		11	7	1:58.897	1.156	0.992	52,98
5	19	FRANCO SUAREZ, ALEJANDRO	MC Cam.y Cerv. MR	HONDA	10	4	2:00.019	2.278	1.122	52,49
6	47	VIDAL LATORRE, SERGI	Mc Segre	KTM	10	8	2:01.380	3.639	1.361	51,90
7	45	RIERA ALBAS, LLUIS	Mc B.Bergueda	HONDA	6	5	2:02.225	4.484	0.845	51,54
8	23	GARCIA CRIADO, DAVID	Mc. Las Arenas	KAWASAKI	11	7	2:02.264	4.523	0.039	51,52
9	50	AGUILAR SANCHEZ, RAFAEL	CD PM Alm. del Río	KTM	11	10	2:03.305	5.564	1.041	51,09
10	6	FERNANDEZ MACANAS, CARLOS	MS Carreres	KTM	10	7	2:04.503	6.762	1.198	50,60
11	7	BUSSOT FERRER, NIL	SIP SPORT		11	9	2:04.856	7.115	0.353	50,45
12	63	PAVO MORENO, JAVIER	Pavo & Rueda	KAWASAKI	10	6	2:04.924	7.183	0.068	50,43
13	29	BENEITO SELLES, FABIAN	Ctat. Albaida	KAWASAKI	8	5	2:05.588	7.847	0.664	50,16
14	77	ARJONILLA VIÑAS, ALBERT	Mc Segre	YAMAHA	10	10	2:06.065	8.324	0.477	49,97
15	85	PORRAS LA O, ALEJANDRO	Moto Club Valverdeño	HONDA	10	7	2:06.489	8.748	0.424	49,80
16	80	BARCIELA FERNANDEZ, OSCAR	Mc. Dagan	KAWASAKI	10	8	2:07.082	9.341	0.593	49,57
17	88	GARCIA SALGADO, ROBERTO	Mc. Las Arenas	KTM	11	7	2:07.492	9.751	0.410	49,41
18	16	SANS SORIA, MARC		KTM	10	6	2:07.539	9.798	0.047	49,39
19	10	SERRA SALA, FRANC	Mc B.Bergueda	HONDA	9	9	2:07.554	9.813	0.015	49,39
20	5	MUNAR TORRENS, MIQUEL	Mc. Felanitx	KAWASAKI	10	8	2:08.854	11.113	1.300	48,89
21	30	VIDAL VILARO, GUILLEM	Mc B.Bergueda	KAWASAKI	6	4	2:09.004	11.263	0.150	48,83
22	96	SERRANO GOTOR, ALEJANDRO	Mc Segre	KTM	11	7	2:09.096	11.355	0.092	48,80
23	21	NOGUERA HIDALGO, JOAN	Mc B.Bergueda	YAMAHA	11	10	2:09.368	11.627	0.272	48,69
24	25	RODRIGUEZ LOPEZ, ALBERTO	Mc VDB	YAMAHA	11	11	2:09.849	12.108	0.481	48,51
25	87	FERRER FECED, XAVIER	Mc Segre	YAMAHA	10	10	2:10.299	12.558	0.450	48,35
26	11	ARNAU DE VERA, FERRAN			10	8	2:11.503	13.762	1.204	47,90
27	79	SEISDEDOS RAMOS, GABRIELA	MC Talavera	KAWASAKI	10	9	2:14.565	16.824	3.062	46,81
28	64	UTERGA RODRIGO, JULEN		KTM	8	6	2:18.112	20.371	3.547	45,61
29	22	CHAVARRIA FABREGA, POL	Mc Segre	KAWASAKI	8	7	2:19.053	21.312	0.941	45,30
30	91	SERENA ROMERO, JORDI	Mc B.Bergueda	YAMAHA	9	9	2:19.099	21.358	0.046	45,29
31	27	OLIVARES BUENO, VICTOR		KTM	9	5	2:20.422	22.681	1.323	44,86
32	78	DARNE SELLABONA, BERNAT			8	8	2:20.573	22.832	0.151	44,81
33	95	BADIA CAMPRUBI, MIREIA	Mc B.Bergueda	HONDA	9	7	2:20.718	22.977	0.145	44,77

Jefe de cronometraje Nando Ribé Lic.564450-B

Orbits 4

Director de Carrera Rosend Soler

www.amb-it.com



www.mylaps.com

a: Nando.Crono

RFME Campeonato de España de Motocross

MXSub-18

Circuito de Olván 1,750 km

Entrenamientos Cronometrados

22/05/2011 09:40

Práctica (25:00 Tiempo) started at 9:41:12

Vuelta	Tempo de vuelta	Dif. resp. 1°	Hora del día
(92) VALENTIN LASHERAS, ANDER			
1			9:43:29.586
2	2:05.524	+7.783	9:45:35.110
3	2:15.194	+17.453	9:47:50.304
4	1:59.819	+2.078	9:49:50.123
5	2:20.279	+22.538	9:52:10.402
6	1:58.175	+0.434	9:54:08.577
7	4:25.257	+2:27.516	9:58:33.834
8	2:18.486	+20.745	10:00:52.320
9	1:57.741		10:02:50.061
10	2:21.762	+24.021	10:05:11.823
11	2:03.271	+5.530	10:07:15.094

Vuelta	Tempo de vuelta	Dif. resp. 1°	Hora del día
(4) ARCARONS GALLI, NIL			
1			9:43:40.628
2	2:11.354	+13.474	9:45:51.982
3	2:12.095	+14.215	9:48:04.077
4	1:57.880		9:50:01.957
5	2:16.555	+18.675	9:52:18.512
6	1:58.399	+0.519	9:54:16.911
7	3:57.592	+1:59.712	9:58:14.503
8	2:19.876	+21.996	10:00:34.379
9	1:57.975	+0.095	10:02:32.354
10	1:58.488	+0.608	10:04:30.842
11	2:22.585	+24.705	10:06:53.427

Vuelta	Tempo de vuelta	Dif. resp. 1°	Hora del día
(49) MATARO VILAR, FRANCESC			
1			9:43:52.028
2	2:13.009	+15.104	9:46:05.037
3	2:00.271	+2.366	9:48:05.308
4	3:18.611	+1:20.706	9:51:23.919
5	2:12.768	+14.863	9:53:36.687
6	1:58.734	+0.829	9:55:35.421
7	2:17.296	+19.391	9:57:52.717
8	2:24.390	+26.485	10:00:17.107
9	1:58.423	+0.518	10:02:15.530
10	2:17.766	+19.861	10:04:33.296
11	1:57.905		10:06:31.201

Vuelta	Tempo de vuelta	Dif. resp. 1°	Hora del día
(51) CASTRO ORTEGA, SERGIO			
1			9:44:42.443
2	2:05.356	+6.459	9:46:47.799
3	2:44.937	+46.040	9:49:32.736
4	2:01.055	+2.158	9:51:33.791
5	3:36.619	+1:37.722	9:55:10.410
6	2:21.669	+22.772	9:57:32.079
7	1:58.897		9:59:30.976
8	2:13.702	+14.805	10:01:44.678
9	2:11.629	+12.732	10:03:56.307
10	2:02.468	+3.571	10:05:58.775
11	2:29.039	+30.142	10:08:27.814

Vuelta	Tempo de vuelta	Dif. resp. 1°	Hora del día
(19) FRANCO SUAREZ, ALEJANDRO			
1			9:43:41.712
2	2:17.554	+17.535	9:45:59.266
3	2:13.366	+13.347	9:48:12.632
4	2:00.019		9:50:12.651
5	5:16.169	+3:16.150	9:55:28.820
6	2:01.018	+0.999	9:57:29.838
7	4:00.065	+2:00.046	10:01:29.903
8	2:07.287	+7.268	10:03:37.190
9	2:33.706	+33.687	10:06:10.896
10	2:01.316	+1.297	10:08:12.212

Vuelta	Tempo de vuelta	Dif. resp. 1°	Hora del día
(47) VIDAL LATORRE, SERGI			
1			9:43:41.712
2	2:17.554	+17.535	9:45:59.266
3	2:13.366	+13.347	9:48:12.632
4	2:00.019		9:50:12.651
5	5:16.169	+3:16.150	9:55:28.820
6	2:01.018	+0.999	9:57:29.838
7	4:00.065	+2:00.046	10:01:29.903
8	2:07.287	+7.268	10:03:37.190
9	2:33.706	+33.687	10:06:10.896
10	2:01.316	+1.297	10:08:12.212

Vuelta	Tempo de vuelta	Dif. resp. 1°	Hora del día
1			9:44:02.356
2	2:19.946	+18.566	9:46:22.302
3	2:16.546	+15.166	9:48:38.848
4	2:06.959	+5.579	9:50:45.807
5	2:03.776	+2.396	9:52:49.583
6	4:44.767	+2:43.387	9:57:34.350
7	2:21.595	+20.215	9:59:55.945
8	2:01.380		10:01:57.325
9	2:01.891	+0.511	10:03:59.216
10	2:30.428	+29.048	10:06:29.644

Vuelta	Tempo de vuelta	Dif. resp. 1°	Hora del día
(45) RIERA ALBAS, LLUIS			
1			9:43:39.367
2	2:17.826	+15.601	9:45:57.193
3	3:48.451	+1:46.226	9:49:45.644
4	2:19.174	+16.949	9:52:04.818
5	2:02.225		9:54:07.043
6	5:12.713	+3:10.488	9:59:19.756

Vuelta	Tempo de vuelta	Dif. resp. 1°	Hora del día
(23) GARCIA CRIADO, DAVID			
1			9:44:03.104
2	2:19.814	+17.550	9:46:22.918
3	3:24.694	+1:22.430	9:49:47.612
4	2:11.534	+9.270	9:51:59.146
5	2:03.990	+1.726	9:54:03.136
6	2:13.030	+10.766	9:56:16.166
7	2:02.264		9:58:18.430
8	2:03.126	+0.862	10:00:21.556
9	3:27.218	+1:24.954	10:03:48.774
10	2:12.437	+10.173	10:06:01.211
11	2:10.387	+8.123	10:08:11.598

Vuelta	Tempo de vuelta	Dif. resp. 1°	Hora del día
(50) AGUILAR SANCHEZ, RAFAEL			
1			9:43:59.637
2	2:21.312	+18.007	9:46:20.949
3	2:15.680	+12.375	9:48:36.629
4	2:08.757	+5.452	9:50:45.386
5	2:23.183	+19.878	9:53:08.569
6	2:04.470	+1.165	9:55:13.039
7	3:31.978	+1:28.673	9:58:45.017
8	2:31.047	+27.742	10:01:16.064
9	2:05.089	+1.784	10:03:21.153
10	2:03.305		10:05:24.458
11	2:04.094	+0.789	10:07:28.552

Vuelta	Tempo de vuelta	Dif. resp. 1°	Hora del día
(6) FERNANDEZ MACANAS, CARLOS			
1			9:43:56.235
2	2:18.343	+13.840	9:46:14.578
3	2:16.794	+12.291	9:48:31.372
4	2:26.543	+22.040	9:50:57.915
5	2:05.265	+0.762	9:53:03.180
6	2:04.529	+0.026	9:55:07.709
7	2:04.503		9:57:12.212
8	2:04.863	+0.360	9:59:17.075
9	2:59.834	+55.331	10:02:16.909
10	4:21.164	+2:16.661	10:06:38.073

Vuelta	Tempo de vuelta	Dif. resp. 1°	Hora del día
(7) BUSSOT FERRER, NIL			
1			9:43:51.089
2	2:15.345	+10.489	9:46:06.434
3	2:16.987	+12.131	9:48:23.421
4	2:05.616	+0.760	9:50:29.037
5	3:37.825	+1:32.969	9:54:06.862
6	2:26.995	+22.139	9:56:33.857
7	2:05.699	+0.843	9:58:39.556
8	2:30.517	+25.661	10:01:10.073

Vuelta	Tempo de vuelta	Dif. resp. 1°	Hora del día
9	2:04.856		10:03:14.929
10	2:35.615	+30.759	10:05:50.544
11	2:04.908	+0.052	10:07:55.452

Vuelta	Tempo de vuelta	Dif. resp. 1°	Hora del día
(63) PAVO MORENO, JAVIER			
1			9:44:21.598
2	2:20.711	+15.787	9:46:42.309
3	2:12.636	+7.712	9:48:54.945
4	3:08.000	+1:03.076	9:52:02.945
5	2:28.443	+23.519	9:54:31.388
6	2:04.924		9:56:36.312
7	2:21.797	+16.873	9:58:58.109
8	2:05.722	+0.798	10:01:03.831
9	2:05.685	+0.761	10:03:09.516
10	5:44.007	+3:39.083	10:08:53.523

Vuelta	Tempo de vuelta	Dif. resp. 1°	Hora del día
(29) BENEITO SELLES, FABIAN			
1			9:43:54.390
2	2:16.786	+11.198	9:46:11.176
3	4:45.679	+2:40.091	9:50:56.855
4	2:32.071	+26.483	9:53:28.926
5	2:05.588		9:55:34.514
6	2:06.876	+1.288	9:57:41.390
7	7:21.075	+5:15.487	10:05:02.465
8	2:08.899	+3.311	10:07:11.364

Vuelta	Tempo de vuelta	Dif. resp. 1°	Hora del día
(77) ARJONILLA VIÑAS, ALBERT			
1			9:44:18.492
2	2:22.608	+16.543	9:46:41.100
3	2:30.138	+24.073	9:49:11.238
4	2:37.931	+31.866	9:51:49.169
5	2:07.451	+1.386	9:53:56.620
6	2:06.599	+0.534	9:56:03.219
7	4:26.773	+2:20.708	10:00:29.992
8	2:33.290	+27.225	10:03:03.282
9	2:06.970	+0.905	10:05:10.252
10	2:06.065		10:07:16.317

Vuelta	Tempo de vuelta	Dif. resp. 1°	Hora del día
(85) PORRAS LA O, ALEJANDRO			
1			9:44:14.125
2	2:22.974	+16.485	9:46:37.099
3	2:57.225	+50.736	9:49:34.324
4	2:06.949	+0.460	9:51:41.273
5	3:31.374	+1:24.885	9:55:12.647
6	2:07.640	+1.151	9:57:20.287
7	2:06.489		9:59:26.776
8	2:20.202	+13.713	10:01:46.978
9	3:45.097	+1:38.608	10:05:32.075
10	2:06.781	+0.292	10:07:38.856

Vuelta	Tempo de vuelta	Dif. resp. 1°	Hora del día
(80) BARCIELA FERNANDEZ, OSCAR			
1			9:44:20.367
2	2:19.421	+12.339	9:46:39.788
3	2:17.460	+10.378	9:48:57.248
4	2:12.854	+5.772	9:51:10.102
5	2:10.644	+3.562	9:53:20.746
6	5:07.233	+3:00.151	9:58:27.979
7	2:14.497	+7.415	10:00:42.476
8	2:07.082		10:02:49.558
9	2:07.149	+0.067	10:04:56.707
10	3:26.027	+1:18.945	10:08:22.734

Vuelta	Tempo de vuelta	Dif. resp. 1°	Hora del día
(88) GARCIA SALGADO, ROBERTO			
1			9:43:40.354
2	2:41.322	+33.830	9:46:21.676
3	3:16.830	+1:09.338	9:49:38.506

Jefe de cronometraje Nando Ribé Lic.564450-B

Director de Carrera Rosend Soler

Orbits 4

www.amb-it.com

www.mylaps.com



a: Nando.Crono

RFME Campeonato de España de Motocross

MXSub-18

Circuito de Olván 1,750 km

Entrenamientos Cronometrados

22/05/2011 09:40

Práctica (25:00 Tiempo) started at 9:41:12

Vuelta	Tempo de vuelta	Dif. resp. 1°	Hora del día
4	2:12.581	+5.089	9:51:51.087
5	2:09.522	+2.030	9:54:00.609
6	2:11.034	+3.542	9:56:11.643
7	2:07.492		9:58:19.135
8	2:16.700	+9.208	10:00:35.835
9	2:10.445	+2.953	10:02:46.280
10	2:08.888	+1.396	10:04:55.168
11	2:09.249	+1.757	10:07:04.417

(16) SANS SORIA, MARC

Vuelta	Tempo de vuelta	Dif. resp. 1°	Hora del día
1			9:44:16.721
2	2:51.771	+44.232	9:47:08.492
3	2:13.801	+6.262	9:49:22.293
4	2:10.516	+2.977	9:51:32.809
5	2:07.670	+0.131	9:53:40.479
6	2:07.539		9:55:48.018
7	3:20.799	+1:13.260	9:59:08.817
8	2:10.654	+3.115	10:01:19.471
9	4:25.102	+2:17.563	10:05:44.573
10	2:07.850	+0.311	10:07:52.423

(10) SERRA SALA, FRANC

Vuelta	Tempo de vuelta	Dif. resp. 1°	Hora del día
1			9:44:11.593
2	2:16.172	+8.618	9:46:27.765
3	5:25.938	+3:18.384	9:51:53.703
4	2:41.250	+33.696	9:54:34.953
5	2:15.758	+8.204	9:56:50.711
6	2:08.346	+0.792	9:58:59.057
7	4:29.422	+2:21.868	10:03:28.479
8	2:23.424	+15.870	10:05:51.903
9	2:07.554		10:07:59.457

(5) MUNAR TORRENS, MIQUEL

Vuelta	Tempo de vuelta	Dif. resp. 1°	Hora del día
1			9:43:57.127
2	2:20.054	+11.200	9:46:17.181
3	2:16.300	+7.446	9:48:33.481
4	2:11.473	+2.619	9:50:44.954
5	4:53.389	+2:44.535	9:55:38.343
6	2:20.591	+11.737	9:57:58.934
7	2:12.333	+3.479	10:00:11.267
8	2:08.854		10:02:20.121
9	2:09.345	+0.491	10:04:29.466
10	3:12.635	+1:03.781	10:07:42.101

(30) VIDAL VILARO, GUILLEM

Vuelta	Tempo de vuelta	Dif. resp. 1°	Hora del día
1			9:44:35.966
2	2:30.675	+21.671	9:47:06.641
3	2:36.068	+27.064	9:49:42.709
4	2:09.004		9:51:51.713
5	2:10.060	+1.056	9:54:01.773
6	3:16.095	+1:07.091	9:57:17.868

(96) SERRANO GOTOR, ALEJANDRO

Vuelta	Tempo de vuelta	Dif. resp. 1°	Hora del día
1			9:43:47.248
2	2:28.734	+19.638	9:46:15.982
3	2:21.098	+12.002	9:48:37.080
4	2:22.842	+13.746	9:50:59.922
5	2:09.769	+0.673	9:53:09.691
6	2:58.994	+49.898	9:56:08.685
7	2:09.096		9:58:17.781
8	3:14.111	+1:05.015	10:01:31.892
9	2:10.675	+1.579	10:03:42.567
10	2:12.199	+3.103	10:05:54.766
11	2:48.904	+39.808	10:08:43.670

(21) NOGUERA HIDALGO, JOAN

Vuelta	Tempo de vuelta	Dif. resp. 1°	Hora del día
1			9:43:42.439
2	2:18.368	+9.000	9:46:00.807
3	2:14.713	+5.345	9:48:15.520
4	3:02.610	+53.242	9:51:18.130
5	2:20.232	+10.864	9:53:38.362
6	2:10.410	+1.042	9:55:48.772
7	3:16.502	+1:07.134	9:59:05.274
8	2:11.784	+2.416	10:01:17.058
9	2:09.446	+0.078	10:03:26.504
10	2:09.368		10:05:35.872
11	2:09.467	+0.099	10:07:45.339

(25) RODRIGUEZ LOPEZ, ALBERTO

Vuelta	Tempo de vuelta	Dif. resp. 1°	Hora del día
1			9:43:49.726
2	2:23.937	+14.088	9:46:13.663
3	2:10.660	+0.811	9:48:24.323
4	2:18.727	+8.878	9:50:43.050
5	2:10.919	+1.070	9:52:53.969
6	2:10.618	+0.769	9:55:04.587
7	3:49.227	+1:39.378	9:58:53.814
8	2:33.665	+23.816	10:01:27.479
9	2:19.098	+9.249	10:03:46.577
10	2:14.178	+4.329	10:06:00.755
11	2:09.849		10:08:10.604

(87) FERRER FECED, XAVIER

Vuelta	Tempo de vuelta	Dif. resp. 1°	Hora del día
1			9:43:50.597
2	2:27.412	+17.113	9:46:18.009
3	2:33.475	+23.176	9:48:51.484
4	2:13.094	+2.795	9:51:04.578
5	2:11.147	+0.848	9:53:15.725
6	5:27.072	+3:16.773	9:58:42.797
7	2:29.675	+19.376	10:01:12.472
8	2:10.569	+0.270	10:03:23.041
9	2:11.140	+0.841	10:05:34.181
10	2:10.299		10:07:44.480

(11) ARNAU DE VERA, FERRAN

Vuelta	Tempo de vuelta	Dif. resp. 1°	Hora del día
1			9:44:06.298
2	2:19.158	+7.655	9:46:25.456
3	2:25.496	+13.993	9:48:50.952
4	2:22.279	+10.776	9:51:13.231
5	2:12.599	+1.096	9:53:25.830
6	5:03.984	+2:52.481	9:58:29.814
7	2:44.446	+32.943	10:01:14.260
8	2:11.503		10:03:25.763
9	2:45.647	+34.144	10:06:11.410
10	2:13.494	+1.991	10:08:24.904

(79) SEISDEDOS RAMOS, GABRIELA

Vuelta	Tempo de vuelta	Dif. resp. 1°	Hora del día
1			9:43:53.952
2	2:25.372	+10.807	9:46:19.324
3	2:20.810	+6.245	9:48:40.134
4	5:10.432	+2:55.867	9:53:50.566
5	2:33.772	+19.207	9:56:24.338
6	2:15.378	+0.813	9:58:39.716
7	2:42.936	+28.371	10:01:22.652
8	2:16.858	+2.293	10:03:39.510
9	2:14.565		10:05:54.075
10	2:32.442	+17.877	10:08:26.517

(64) UTERGA RODRIGO, JULEN

Vuelta	Tempo de vuelta	Dif. resp. 1°	Hora del día
1			9:44:19.638
2	2:30.164	+12.052	9:46:49.802
3	4:47.513	+2:29.401	9:51:37.315
4	2:22.798	+4.686	9:54:00.113

Vuelta	Tempo de vuelta	Dif. resp. 1°	Hora del día
5	2:19.683	+1.571	9:56:19.796
6	2:18.112		9:58:37.908
7	4:56.700	+2:38.588	10:03:34.608
8	4:33.728	+2:15.616	10:08:08.336

(22) CHAVARRIA FABREGA, POL

Vuelta	Tempo de vuelta	Dif. resp. 1°	Hora del día
1			9:44:24.775
2	2:28.643	+9.590	9:46:53.418
3	2:22.507	+3.454	9:49:15.925
4	6:45.222	+4:26.169	9:56:01.147
5	2:35.356	+16.303	9:58:36.503
6	2:19.117	+0.064	10:00:55.620
7	2:19.053		10:03:14.673
8	3:28.503	+1:09.450	10:06:43.176

(91) SERENA ROMERO, JORDI

Vuelta	Tempo de vuelta	Dif. resp. 1°	Hora del día
1			9:44:01.512
2	2:30.163	+11.064	9:46:31.675
3	2:22.915	+3.816	9:48:54.590
4	4:01.730	+1:42.631	9:52:56.320
5	2:22.647	+3.548	9:55:18.967
6	2:22.061	+2.962	9:57:41.028
7	4:14.919	+1:55.820	10:01:55.947
8	2:47.215	+28.116	10:04:43.162
9	2:19.099		10:07:02.261

(27) OLIVARES BUENO, VICTOR

Vuelta	Tempo de vuelta	Dif. resp. 1°	Hora del día
1			9:44:11.240
2	2:27.387	+6.965	9:46:38.627
3	2:38.606	+18.184	9:49:17.233
4	5:15.880	+2:55.458	9:54:33.113
5	2:20.422		9:56:53.535
6	2:22.538	+2.116	9:59:16.073
7	3:11.384	+50.962	10:02:27.457
8	2:48.933	+28.511	10:05:16.390
9	2:23.327	+2.905	10:07:39.717

(78) DARNE SELLABONA, BERNAT

Vuelta	Tempo de vuelta	Dif. resp. 1°	Hora del día
1			9:44:30.691
2	2:26.445	+5.872	9:46:57.136
3	3:12.052	+51.479	9:50:09.188
4	2:20.804	+0.231	9:52:29.992
5	2:21.942	+1.369	9:54:51.934
6	6:58.158	+4:37.585	10:01:50.092
7	2:38.238	+17.665	10:04:28.330
8	2:20.573		10:06:48.903

(95) BADIA CAMPRUBI, MIREIA

Vuelta	Tempo de vuelta	Dif. resp. 1°	Hora del día
1			9:44:09.868
2	2:26.050	+5.332	9:46:35.918
3	2:24.849	+4.131	9:49:00.767
4	2:20.957	+0.239	9:51:21.724
5	5:53.030	+3:32.312	9:57:14.754
6	2:32.523	+11.805	9:59:47.277
7	2:20.718		10:02:07.995
8	2:26.538	+5.820	10:04:34.533
9	2:23.467	+2.749	10:06:58.000

Jefe de cronometraje Nando Ribé Lic.564450-B

Director de Carrera Rosend Soler

Orbits 4

www.amb-it.com

www.mylaps.com

a: Nando.Crono





RFME Campeonato de España de Motocross

Clasificado por vueltas

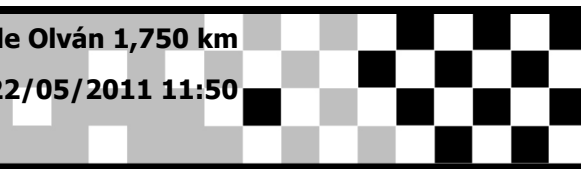
MXSub-18

Circuito de Olván 1,750 km

1ª Manga

22/05/2011 11:50

Carrera (20:00 y 2 Vueltas) started at 12:09:06



Pos.	Nº	Nombre	Club	Moto	Vueltas	Total Tº	Dif. resp. 1º	Mejor Tm n Vuelta	Mejor Vel.
1	4	ARCARONS GALI, NIL		KTM	13	26:07.719		1:56.504	3
2	49	MATARO VILAR, FRANCESC	Mc B.Bergueda	KAWASAKI	13	26:18.358	10.639	1:57.415	5
3	19	FRANCO SUAREZ, ALEJANDRO	MC Cam.y Cerv. MR	HONDA	13	26:35.029	27.310	1:57.709	3
4	23	GARCIA CRIADO, DAVID	Mc. Las Arenas	KAWASAKI	13	27:03.580	55.861	2:01.185	5
5	63	PAVO MORENO, JAVIER	Pavo & Rueda	KAWASAKI	13	27:07.901	1:00.182	2:03.158	8
6	47	VIDAL LATORRE, SERGI	Mc Segre	KTM	13	27:09.422	1:01.703	2:03.473	4
7	50	AGUILAR SANCHEZ, RAFAEL	CD PM Alm. del Río	KTM	13	27:10.621	1:02.902	2:01.710	12
8	92	VALENTIN LASHERAS, ANDER		YAMAHA	13	27:26.822	1:19.103	1:56.462	4
9	85	PORRAS LA O, ALEJANDRO	Moto Club Valverdeño	HONDA	13	27:42.583	1:34.864	2:04.253	4
10	6	FERNANDEZ MACANAS, CARLOS	MS Carreres	KTM	13	27:44.747	1:37.028	2:04.252	6
11	29	BENEITO SELLES, FABIAN	Ctat. Albaida	KAWASAKI	13	27:49.283	1:41.564	2:02.765	4
12	96	SERRANO GOTOR, ALEJANDRO	Mc Segre	KTM	13	27:50.425	1:42.706	2:06.759	9
13	77	ARJONILLA VIÑAS, ALBERT	Mc Segre	YAMAHA	13	27:50.963	1:43.244	2:06.191	4
14	10	SERRA SALA, FRANC	Mc B.Bergueda	HONDA	13	28:10.590	2:02.871	2:04.171	4
15	7	BUSSOT FERRER, NIL	SIP SPORT		12	26:08.231	1 Vuelta	2:05.991	6
16	5	MUNAR TORRENS, MIQUEL	Mc. Felanitx	KAWASAKI	12	26:15.937	1 Vuelta	2:07.197	6
17	16	SANS SORIA, MARC		KTM	12	26:17.492	1 Vuelta	2:07.244	7
18	25	RODRIGUEZ LOPEZ, ALBERTO	Mc VDB	YAMAHA	12	26:25.888	1 Vuelta	2:10.136	11
19	21	NOGUERA HIDALGO, JOAN	Mc B.Bergueda	YAMAHA	12	26:30.705	1 Vuelta	2:08.688	6
20	87	FERRER FECED, XAVIER	Mc Segre	YAMAHA	12	26:50.432	1 Vuelta	2:07.134	8
21	88	GARCIA SALGADO, ROBERTO	Mc. Las Arenas	KTM	12	26:50.453	1 Vuelta	2:08.697	2
22	11	ARNAU DE VERA, FERRAN			12	27:36.547	1 Vuelta	2:12.966	2
23	79	SEISDEDOS RAMOS, GABRIELA	MC Talavera	KAWASAKI	12	27:47.270	1 Vuelta	2:14.568	6
24	22	CHAVARRIA FABREGA, POL	Mc Segre	KAWASAKI	12	28:10.662	1 Vuelta	2:15.229	2
25	91	SERENA ROMERO, JORDI	Mc B.Bergueda	YAMAHA	12	28:12.778	1 Vuelta	2:17.332	7
26	95	BADIA CAMPRUBI, MIREIA	Mc B.Bergueda	HONDA	12	28:21.681	1 Vuelta	2:17.296	4
27	27	OLIVARES BUENO, VICTOR		KTM	12	28:25.791	1 Vuelta	2:16.776	7
28	78	DARNE SELLABONA, BERNAT			11	26:14.019	2 Vueltas	2:19.357	5
No clasificado ()									
NT	51	CASTRO ORTEGA, SERGIO	SIP SPORT		9	23:12.459	NT	2:03.287	7
NT	64	UTERGA RODRIGO, JULEN		KTM	9	26:57.106	NT	2:16.562	6
NT	45	RIERA ALBAS, LLUIS	Mc B.Bergueda	HONDA	6	12:44.741	NT	2:04.351	3
NT	30	VIDAL VILARO, GUILLEM	Mc B.Bergueda	KAWASAKI			NT		0
NT	80	BARCIELA FERNANDEZ, OSCAR	Mc. Dagan	KAWASAKI			NT		0

Márgen de victoria	Velocidad media	Mejor tº de vuelta	Mejor Vel.	Mejor vuelta para
10.639	52,242	1:56.462	54,095	92 - VALENTIN LASHERAS, ANDER

Jefe de cronometraje Nando Ribé Lic.564450-B

Orbits 4

Director de Carrera Rosend Soler

www.amb-it.com



www.mylaps.com

Nando.Crono



RFME Campeonato de España de Motocross

Vuelta a vuelta

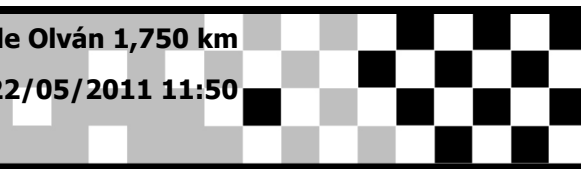
MXSub-18

Circuito de Olván 1,750 km

1ª Manga

22/05/2011 11:50

Carrera (20:00 y 2 Vueltas) started at 12:09:06



Competidores	Vueltas												
	1	2	3	4	5	6	7	8	9	10	11	12	13
MATARO VILAR, FRANCESC (49)	1	49	49	92	92	92	4	4	4	4	4	4	4
VALENTIN LASHERAS, ANDER (92)	2	92	92	4	4	4	19	49	49	49	49	49	49
RIERA ALBAS, LLUIS (45)	3	45	4	19	19	19	49	19	19	19	19	19	19
ARCARONS GALI, NIL (4)	4	4	19	49	49	49	47	47	47	47	23	23	23
FRANCO SUAREZ, ALEJANDRO (19)	5	19	45	45	45	23	63	63	63	23	47	47	63
PORRAS LA O, ALEJANDRO (85)	6	85	85	47	47	47	50	23	23	63	63	63	47
VIDAL LATORRE, SERGI (47)	7	47	47	23	23	45	23	50	50	29	29	29	50
GARCIA CRIADO, DAVID (23)	8	23	51	85	85	63	29	29	29	50	50	50	92
CASTRO ORTEGA, SERGIO (51)	9	51	23	63	63	50	45	85	92	92	92	92	85
PAVO MORENO, JAVIER (63)	10	63	63	50	50	85	85	92	85	85	85	85	6
SERRANO GOTOR, ALEJANDRO (96)	11	96	50	51	29	29	92	6	6	6	6	6	29
AGUILAR SANCHEZ, RAFAEL (50)	12	50	96	96	96	96	6	96	96	96	96	96	96
FERRER FECED, XAVIER (87)	13	87	87	29	87	6	96	87	87	77	77	77	77
NOGUERA HIDALGO, JOAN (21)	14	21	29	87	77	87	87	77	77	7	10	10	10
ARJONILLA VIÑAS, ALBERT (77)	15	77	21	77	6	77	77	7	7	10	7	7	7
BENEITO SELLES, FABIAN (29)	16	29	77	6	10	21	7	10	10	5	5	5	5
RODRIGUEZ LOPEZ, ALBERTO (25)	17	25	6	21	51	7	21	21	21	21	16	16	16
FERNANDEZ MACANAS, CARLOS (6)	18	6	25	10	21	10	10	5	5	16	21	25	25
SERRA SALA, FRANC (10)	19	10	10	25	25	25	5	16	16	25	25	21	21
BUSSOT FERRER, NIL (7)	20	7	88	88	7	5	16	25	25	87	87	87	87
GARCIA SALGADO, ROBERTO (88)	21	88	7	7	5	16	25	88	88	88	88	88	88
CHAVARRIA FABREGA, POL (22)	22	22	5	5	16	11	11	11	11	11	11	11	11
MUNAR TORRENS, MIQUEL (5)	23	5	16	16	11	22	88	22	22	79	79	79	79
SANS SORIA, MARC (16)	24	16	22	11	22	88	22	79	79	22	22	22	22
ARNAU DE VERA, FERRAN (11)	25	11	11	22	88	51	79	64	64	95	95	91	91
SERENA ROMERO, JORDI (91)	26	91	27	27	27	79	64	27	27	27	27	95	95
OLIVARES BUENO, VICTOR (27)	27	27	91	64	64	27	27	95	91	91	91	27	27
DARNE SELLABONA, BERNAT (78)	28	78	64	91	79	64	95	91	95	78	78	78	78
BADIA CAMPRUBI, MIREIA (95)	29	95	78	79	91	91	91	78	78	51			
UTERGA RODRIGO, JULEN (64)	30	64	79	78	95	95	78	51	51	64			
SEISDEDOS RAMOS, GABRIELA (79)	31	79	95	95	78	78	51						
-	32												
-	33												

Jefe de cronometraje Nando Ribé Lic.564450-B

Orbits 4

Director de Carrera Rosend Soler

www.amb-it.com



www.mylaps.com

a: Nando.Crono

Impresos: 22/05/2011 12:44:39

RFME Campeonato de España de Motocross

MXSub-18

Circuito de Olván 1,750 km

1ª Manga

22/05/2011 11:50

Carrera (20:00 y 2 Vueltas) started at 12:09:06

Vuelta	Tempo de vuelta	Dif. resp. 1º	Hora del día
(4) ARCARONS GALT, NIL			
1			12:11:11.685
2	1:59.453	+2.949	12:13:11.138
3	1:56.504		12:15:07.642
4	1:56.535	+0.031	12:17:04.177
5	1:56.531	+0.027	12:19:00.708
6	1:58.696	+2.192	12:20:59.404
7	2:01.106	+4.602	12:23:00.510
8	1:59.669	+3.165	12:25:00.179
9	2:00.326	+3.822	12:27:00.505
10	2:01.001	+4.497	12:29:01.506
11	2:04.221	+7.717	12:31:05.727
12	2:02.454	+5.950	12:33:08.181
13	2:05.741	+9.237	12:35:13.922

Vuelta	Tempo de vuelta	Dif. resp. 1º	Hora del día
(49) MATARO VILAR, FRANCESC			
1			12:11:08.569
2	1:59.069	+1.654	12:13:07.638
3	2:04.486	+7.071	12:15:12.124
4	1:57.954	+0.539	12:17:10.078
5	1:57.415		12:19:07.493
6	1:59.276	+1.861	12:21:06.769
7	2:01.479	+4.064	12:23:08.248
8	2:00.264	+2.849	12:25:08.512
9	2:01.669	+4.254	12:27:10.181
10	2:01.476	+4.061	12:29:11.657
11	2:02.817	+5.402	12:31:14.474
12	2:04.401	+6.986	12:33:18.875
13	2:05.686	+8.271	12:35:24.561

Vuelta	Tempo de vuelta	Dif. resp. 1º	Hora del día
(19) FRANCO SUAREZ, ALEJANDRO			
1			12:11:12.455
2	1:59.612	+1.903	12:13:12.067
3	1:57.709		12:15:09.776
4	1:58.048	+0.339	12:17:07.824
5	1:58.663	+0.954	12:19:06.487
6	1:59.912	+2.203	12:21:06.399
7	2:04.052	+6.343	12:23:10.451
8	2:01.647	+3.938	12:25:12.098
9	2:02.356	+4.647	12:27:14.454
10	2:01.783	+4.074	12:29:16.237
11	2:07.170	+9.461	12:31:23.407
12	2:08.660	+10.951	12:33:32.067
13	2:09.165	+11.456	12:35:41.232

Vuelta	Tempo de vuelta	Dif. resp. 1º	Hora del día
(23) GARCIA CRIADO, DAVID			
1			12:11:16.851
2	2:05.027	+3.842	12:13:21.878
3	2:05.383	+4.198	12:15:27.261
4	2:03.175	+1.990	12:17:30.436
5	2:01.185		12:19:31.621
6	2:14.381	+13.196	12:21:46.002
7	2:01.463	+0.278	12:23:47.465
8	2:02.548	+1.363	12:25:50.013
9	2:04.234	+3.049	12:27:54.247
10	2:04.054	+2.869	12:29:58.301
11	2:03.909	+2.724	12:32:02.210
12	2:03.884	+2.699	12:34:06.094
13	2:03.689	+2.504	12:36:09.783

Vuelta	Tempo de vuelta	Dif. resp. 1º	Hora del día
(63) PAVO MORENO, JAVIER			
1			12:11:18.842
2	2:05.718	+2.560	12:13:24.560
3	2:04.665	+1.507	12:15:29.225
4	2:03.811	+0.653	12:17:33.036

Vuelta	Tempo de vuelta	Dif. resp. 1º	Hora del día
5	2:05.397	+2.239	12:19:38.433
6	2:03.793	+0.635	12:21:42.226
7	2:04.011	+0.853	12:23:46.237
8	2:03.158		12:25:49.395
9	2:05.738	+2.580	12:27:55.133
10	2:05.070	+1.912	12:30:00.203
11	2:05.768	+2.610	12:32:05.971
12	2:03.374	+0.216	12:34:09.345
13	2:04.759	+1.601	12:36:14.104

Vuelta	Tempo de vuelta	Dif. resp. 1º	Hora del día
(47) VIDAL LATORRE, SERGI			
1			12:11:16.330
2	2:04.987	+1.514	12:13:21.317
3	2:05.076	+1.603	12:15:26.393
4	2:03.473		12:17:29.866
5	2:05.622	+2.149	12:19:35.488
6	2:05.462	+1.989	12:21:40.950
7	2:03.760	+0.287	12:23:44.710
8	2:04.069	+0.596	12:25:48.779
9	2:04.454	+0.981	12:27:53.233
10	2:06.079	+2.606	12:29:59.312
11	2:05.642	+2.169	12:32:04.954
12	2:05.791	+2.318	12:34:10.745
13	2:04.880	+1.407	12:36:15.625

Vuelta	Tempo de vuelta	Dif. resp. 1º	Hora del día
(50) AGUILAR SANCHEZ, RAFAEL			
1			12:11:21.055
2	2:05.587	+3.877	12:13:26.642
3	2:04.827	+3.117	12:15:31.469
4	2:04.335	+2.625	12:17:35.804
5	2:03.879	+2.169	12:19:39.683
6	2:05.793	+4.083	12:21:45.476
7	2:04.160	+2.450	12:23:49.636
8	2:03.223	+1.513	12:25:52.859
9	2:10.267	+8.557	12:28:03.126
10	2:05.094	+3.384	12:30:08.220
11	2:04.681	+2.971	12:32:12.901
12	2:01.710		12:34:14.611
13	2:02.213	+0.503	12:36:16.824

Vuelta	Tempo de vuelta	Dif. resp. 1º	Hora del día
(92) VALENTIN LASHERAS, ANDER			
1			12:11:10.981
2	1:57.555	+1.093	12:13:08.536
3	1:57.158	+0.696	12:15:05.694
4	1:56.462		12:17:02.156
5	1:57.067	+0.605	12:18:59.223
6	2:56.103	+59.641	12:21:55.326
7	2:08.136	+11.674	12:24:03.462
8	2:05.069	+8.607	12:26:08.531
9	2:03.139	+6.677	12:28:11.670
10	2:04.228	+7.766	12:30:15.898
11	2:04.520	+8.058	12:32:20.418
12	2:04.956	+8.494	12:34:25.374
13	2:07.651	+11.189	12:36:33.025

Vuelta	Tempo de vuelta	Dif. resp. 1º	Hora del día
(85) PORRAS LA O, ALEJANDRO			
1			12:11:15.570
2	2:04.712	+0.459	12:13:20.282
3	2:08.090	+3.837	12:15:28.372
4	2:04.253		12:17:32.625
5	2:08.010	+3.757	12:19:40.635
6	2:10.674	+6.421	12:21:51.309
7	2:08.280	+4.027	12:23:59.589
8	2:09.122	+4.869	12:26:08.711
9	2:08.582	+4.329	12:28:17.293
10	2:08.185	+3.932	12:30:25.478

Vuelta	Tempo de vuelta	Dif. resp. 1º	Hora del día
11	2:08.985	+4.732	12:32:34.463
12	2:08.318	+4.065	12:34:42.781
13	2:06.005	+1.752	12:36:48.786

Vuelta	Tempo de vuelta	Dif. resp. 1º	Hora del día
(6) FERNANDEZ MACANAS, CARLOS			
1			12:11:27.294
2	2:08.315	+4.063	12:13:35.609
3	2:06.433	+2.181	12:15:42.042
4	2:06.408	+2.156	12:17:48.450
5	2:04.748	+0.496	12:19:53.198
6	2:04.252		12:21:57.450
7	2:07.066	+2.814	12:24:04.516
8	2:09.456	+5.204	12:26:13.972
9	2:06.999	+2.747	12:28:20.971
10	2:07.615	+3.363	12:30:28.586
11	2:07.875	+3.623	12:32:36.461
12	2:06.823	+2.571	12:34:43.284
13	2:07.666	+3.414	12:36:50.950

Vuelta	Tempo de vuelta	Dif. resp. 1º	Hora del día
(29) BENEITO SELLES, FABIAN			
1			12:11:25.418
2	2:04.709	+1.944	12:13:30.127
3	2:05.239	+2.474	12:15:35.366
4	2:02.765		12:17:38.131
5	2:04.267	+1.502	12:19:42.398
6	2:06.675	+3.910	12:21:49.073
7	2:04.658	+1.893	12:23:53.731
8	2:04.191	+1.426	12:25:57.922
9	2:03.629	+0.864	12:28:01.551
10	2:04.635	+1.870	12:30:06.186
11	2:03.499	+0.734	12:32:09.685
12	2:03.901	+1.136	12:34:13.586
13	2:41.900	+39.135	12:36:55.486

Vuelta	Tempo de vuelta	Dif. resp. 1º	Hora del día
(96) SERRANO GOTOR, ALEJANDRO			
1			12:11:19.849
2	2:07.497	+0.738	12:13:27.346
3	2:07.166	+0.407	12:15:34.512
4	2:08.724	+1.965	12:17:43.236
5	2:08.922	+2.163	12:19:52.158
6	2:08.639	+1.880	12:22:00.797
7	2:08.192	+1.433	12:24:08.989
8	2:06.960	+0.201	12:26:15.949
9	2:06.759		12:28:22.708
10	2:07.416	+0.657	12:30:30.124
11	2:09.081	+2.322	12:32:39.205
12	2:08.729	+1.970	12:34:47.934
13	2:08.694	+1.935	12:36:56.628

Vuelta	Tempo de vuelta	Dif. resp. 1º	Hora del día
(77) ARJONILLA VIÑAS, ALBERT			
1			12:11:25.128
2	2:09.849	+3.658	12:13:34.977
3	2:06.343	+0.152	12:15:41.320
4	2:06.191		12:17:47.511
5	2:08.306	+2.115	12:19:55.817
6	2:07.386	+1.195	12:22:03.203
7	2:07.269	+1.078	12:24:10.472
8	2:07.000	+0.809	12:26:17.472
9	2:07.002	+0.811	12:28:24.474
10	2:06.743	+0.552	12:30:31.217
11	2:08.783	+2.592	12:32:40.000
12	2:08.748	+2.557	12:34:48.748
13	2:08.418	+2.227	12:36:57.166

Vuelta	Tempo de vuelta	Dif. resp. 1º	Hora del día
(10) SERRA SALA, FRANC			
1			12:11:28.240

RFME Campeonato de España de Motocross

MXSub-18

Circuito de Olván 1,750 km

1ª Manga

22/05/2011 11:50

Carrera (20:00 y 2 Vueltas) started at 12:09:06

Vuelta	mpo de vuelta	Dif. resp. 1°	Hora del día
2	2:10.873	+6.702	12:13:39.113
3	2:06.913	+2.742	12:15:46.026
4	2:04.171		12:17:50.197
5	2:20.387	+16.216	12:20:10.584
6	2:06.980	+2.809	12:22:17.564
7	2:07.281	+3.110	12:24:24.845
8	2:07.769	+3.598	12:26:32.614
9	2:08.678	+4.507	12:28:41.292
10	2:08.481	+4.310	12:30:49.773
11	2:06.580	+2.409	12:32:56.353
12	2:10.786	+6.615	12:35:07.139
13	2:09.654	+5.483	12:37:16.793

(7) BUSSOT FERRER, NIL

1			12:11:29.794
2	2:11.522	+5.531	12:13:41.316
3	2:08.951	+2.960	12:15:50.267
4	2:10.810	+4.819	12:18:01.077
5	2:07.125	+1.134	12:20:08.202
6	2:05.991		12:22:14.193
7	2:07.181	+1.190	12:24:21.374
8	2:09.225	+3.234	12:26:30.599
9	2:09.911	+3.920	12:28:40.510
10	2:10.896	+4.905	12:30:51.406
11	2:09.459	+3.468	12:33:00.865
12	2:13.569	+7.578	12:35:14.434

(5) MUNAR TORRENS, MIQUEL

1			12:11:32.188
2	2:09.834	+2.637	12:13:42.022
3	2:09.514	+2.317	12:15:51.536
4	2:10.539	+3.342	12:18:02.075
5	2:11.080	+3.883	12:20:13.155
6	2:07.197		12:22:20.352
7	2:09.763	+2.566	12:24:30.115
8	2:09.085	+1.888	12:26:39.200
9	2:10.677	+3.480	12:28:49.877
10	2:09.808	+2.611	12:30:59.685
11	2:10.674	+3.477	12:33:10.359
12	2:11.781	+4.584	12:35:22.140

(16) SANS SORIA, MARC

1			12:11:33.034
2	2:11.562	+4.318	12:13:44.596
3	2:08.481	+1.237	12:15:53.077
4	2:10.046	+2.802	12:18:03.123
5	2:10.983	+3.739	12:20:14.106
6	2:10.356	+3.112	12:22:24.462
7	2:07.244		12:24:31.706
8	2:08.526	+1.282	12:26:40.232
9	2:10.908	+3.664	12:28:51.140
10	2:10.894	+3.650	12:31:02.034
11	2:10.978	+3.734	12:33:13.012
12	2:10.683	+3.439	12:35:23.695

(25) RODRIGUEZ LOPEZ, ALBERTO

1			12:11:26.733
2	2:11.816	+1.680	12:13:38.549
3	2:10.551	+0.415	12:15:49.100
4	2:11.307	+1.171	12:18:00.407
5	2:12.360	+2.224	12:20:12.767
6	2:11.977	+1.841	12:22:24.744
7	2:11.404	+1.268	12:24:36.148
8	2:10.779	+0.643	12:26:46.927
9	2:11.552	+1.416	12:28:58.479
10	2:12.132	+1.996	12:31:10.611

Vuelta	mpo de vuelta	Dif. resp. 1°	Hora del día
11	2:10.136		12:33:20.747
12	2:11.344	+1.208	12:35:32.091

(21) NOGUERA HIDALGO, JOAN

1			12:11:23.715
2	2:10.888	+2.200	12:13:34.603
3	2:10.540	+1.852	12:15:45.143
4	2:09.895	+1.207	12:17:55.038
5	2:12.572	+3.884	12:20:07.610
6	2:08.688		12:22:16.298
7	2:09.750	+1.062	12:24:26.048
8	2:10.877	+2.189	12:26:36.925
9	2:13.530	+4.842	12:28:50.455
10	2:16.140	+7.452	12:31:06.595
11	2:15.096	+6.408	12:33:21.691
12	2:15.217	+6.529	12:35:36.908

(87) FERRER FECED, XAVIER

1			12:11:22.249
2	2:07.520	+0.386	12:13:29.769
3	2:08.018	+0.884	12:15:37.787
4	2:08.842	+1.708	12:17:46.629
5	2:08.413	+1.279	12:19:55.042
6	2:07.667	+0.533	12:22:02.709
7	2:07.338	+0.204	12:24:10.047
8	2:07.134		12:26:17.181
9	2:55.650	+48.516	12:29:12.831
10	2:13.572	+6.438	12:31:26.403
11	2:13.942	+6.808	12:33:40.345
12	2:16.290	+9.156	12:35:56.635

(88) GARCIA SALGADO, ROBERTO

1			12:11:31.441
2	2:08.697		12:13:40.138
3	2:09.365	+0.668	12:15:49.503
4	2:41.173	+32.476	12:18:30.676
5	2:10.418	+1.721	12:20:41.094
6	2:08.731	+0.034	12:22:49.825
7	2:11.055	+2.358	12:25:00.880
8	2:10.935	+2.238	12:27:11.815
9	2:11.357	+2.660	12:29:23.172
10	2:12.006	+3.309	12:31:35.178
11	2:11.077	+2.380	12:33:46.255
12	2:10.401	+1.704	12:35:56.656

(11) ARNAU DE VERA, FERRAN

1			12:11:34.385
2	2:12.966		12:13:47.351
3	2:13.640	+0.674	12:16:00.991
4	2:14.925	+1.959	12:18:15.916
5	2:14.765	+1.799	12:20:30.681
6	2:17.620	+4.654	12:22:48.301
7	2:16.996	+4.030	12:25:05.297
8	2:19.656	+6.690	12:27:24.953
9	2:21.487	+8.521	12:29:46.440
10	2:21.518	+8.552	12:32:07.958
11	2:18.426	+5.460	12:34:26.384
12	2:16.366	+3.400	12:36:42.750

(79) SEISDEDOS RAMOS, GABRIELA

1			12:11:43.945
2	2:18.577	+4.009	12:14:02.522
3	2:18.434	+3.866	12:16:20.956
4	2:17.488	+2.920	12:18:38.444
5	2:14.744	+0.176	12:20:53.188
6	2:14.568		12:23:07.756

Vuelta	mpo de vuelta	Dif. resp. 1°	Hora del día
7	2:18.287	+3.719	12:25:26.043
8	2:15.970	+1.402	12:27:42.013
9	2:14.952	+0.384	12:29:56.965
10	2:19.640	+5.072	12:32:16.605
11	2:17.467	+2.899	12:34:34.072
12	2:19.401	+4.833	12:36:53.473

(22) CHAVARRIA FABREGA, POL

1			12:11:31.546
2	2:15.229		12:13:46.775
3	2:16.071	+0.842	12:16:02.846
4	2:19.461	+4.232	12:18:22.307
5	2:18.618	+3.389	12:20:40.925
6	2:17.438	+2.209	12:22:58.363
7	2:20.711	+5.482	12:25:19.074
8	2:19.760	+4.531	12:27:38.834
9	2:20.180	+4.951	12:29:59.014
10	2:26.617	+11.388	12:32:25.631
11	2:28.767	+13.538	12:34:54.398
12	2:22.467	+7.238	12:37:16.865

(91) SERENA ROMERO, JORDI

1			12:11:38.079
2	2:21.283	+3.951	12:13:59.362
3	2:20.583	+3.251	12:16:19.945
4	2:19.985	+2.653	12:18:39.930
5	2:18.460	+1.128	12:20:58.390
6	2:20.239	+2.907	12:23:18.629
7	2:17.332		12:25:35.961
8	2:18.695	+1.363	12:27:54.656
9	2:22.593	+5.261	12:30:17.249
10	2:20.343	+3.011	12:32:37.592
11	2:20.620	+3.288	12:34:58.212
12	2:20.769	+3.437	12:37:18.981

(95) BADIA CAMPRUBI, MIREIA

1			12:11:40.745
2	2:23.237	+5.941	12:14:03.982
3	2:19.509	+2.213	12:16:23.491
4	2:17.296		12:18:40.787
5	2:18.369	+1.073	12:20:59.156
6	2:17.505	+0.209	12:23:16.661
7	2:18.905	+1.609	12:25:35.566
8	2:20.971	+3.675	12:27:56.537
9	2:17.745	+0.449	12:30:14.282
10	2:18.786	+1.490	12:32:33.068
11	2:33.404	+16.108	12:35:06.472
12	2:21.412	+4.116	12:37:27.884

(27) OLIVARES BUENO, VICTOR

1			12:11:38.530
2	2:18.759	+1.983	12:13:57.289
3	2:18.861	+2.085	12:16:16.150
4	2:20.412	+3.636	12:18:36.562
5	2:17.932	+1.156	12:20:54.494
6	2:18.384	+1.608	12:23:12.878
7	2:16.776		12:25:29.654
8	2:21.163	+4.387	12:27:50.817
9	2:23.635	+6.859	12:30:14.452
10	2:19.356	+2.580	12:32:33.808
11	2:34.900	+18.124	12:35:08.708
12	2:23.286	+6.510	12:37:31.994

(78) DARNE SELLABONA, BERNAT

1			12:11:40.027
2	2:21.632	+2.275	12:14:01.659

Jefe de cronometraje Nando Ribé Lic.564450-B

Director de Carrera Rosend Soler

Orbits 4

www.amb-it.com

www.mylaps.com

a: Nando.Crono



RFME Campeonato de España de Motocross

MXSub-18

Circuito de Olván 1,750 km

1ª Manga

22/05/2011 11:50

Carrera (20:00 y 2 Vueltas) started at 12:09:06

Vuelta	mpo de vuelta	Dif. resp. 1°	Hora del día
3	2:20.399	+1.042	12:16:22.058
4	2:20.340	+0.983	12:18:42.398
5	2:19.357		12:21:01.755
6	2:20.456	+1.099	12:23:22.211
7	2:20.645	+1.288	12:25:42.856
8	2:23.459	+4.102	12:28:06.315
9	2:22.568	+3.211	12:30:28.883
10	2:25.271	+5.914	12:32:54.154
11	2:26.068	+6.711	12:35:20.222

(51) CASTRO ORTEGA, SERGIO

1			12:11:17.771
2	2:04.000	+0.713	12:13:21.771
3	2:12.538	+9.251	12:15:34.309
4	2:18.838	+15.551	12:17:53.147
5	2:49.750	+46.463	12:20:42.897
6	3:42.829	+1:39.542	12:24:25.726
7	2:03.287		12:26:29.013
8	2:09.735	+6.448	12:28:38.748
9	3:39.914	+1:36.627	12:32:18.662

(64) UTERGA RODRIGO, JULEN

1			12:11:41.056
2	2:19.465	+2.903	12:14:00.521
3	2:17.817	+1.255	12:16:18.338
4	2:18.892	+2.330	12:18:37.230
5	2:18.195	+1.633	12:20:55.425
6	2:16.562		12:23:11.987
7	2:16.882	+0.320	12:25:28.869
8	2:20.681	+4.119	12:27:49.550
9	8:13.759	+5:57.197	12:36:03.309

(45) RIERA ALBAS, LLUIS

1			12:11:11.187
2	2:07.378	+3.027	12:13:18.565
3	2:04.351		12:15:22.916
4	2:06.186	+1.835	12:17:29.102
5	2:08.627	+4.276	12:19:37.729
6	2:13.215	+8.864	12:21:50.944

Vuelta :mpo de vuelta Dif. resp. 1° Hora del día

Vuelta :mpo de vuelta Dif. resp. 1° Hora del día



RFME Campeonato de España de Motocross

Clasificado por vueltas

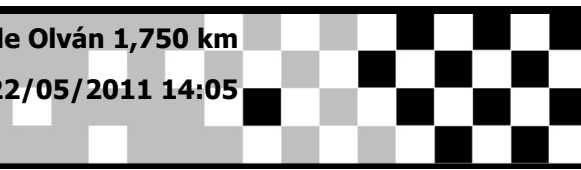
MXSub-18

Circuito de Olván 1,750 km

2ª Manga

22/05/2011 14:05

Carrera (20:00 y 2 Vueltas) started at 14:17:51



Pos.	Nº	Nombre	Club	Moto	Vueltas	Total Tº	Dif. resp. 1º	Mejor Tm	Vuelta	Mejor Vel
1	49	MATARO VILAR, FRANCESC	Mc B.Bergueda	KAWASAKI	12	24:22.571		1:59.380	6	52,773
2	92	VALENTIN LASHERAS, ANDER		YAMAHA	12	24:27.253	4.682	1:59.778	2	52,597
3	4	ARCARONS GALI, NIL		KTM	12	24:43.569	20.998	1:59.617	3	52,668
4	51	CASTRO ORTEGA, SERGIO	SIP SPORT		12	24:45.360	22.789	1:59.897	2	52,545
5	19	FRANCO SUAREZ, ALEJANDRO	MC Cam.y Cerv. MR	HONDA	12	25:11.273	48.702	2:01.863	4	51,697
6	29	BENEITO SELLES, FABIAN	Ctat. Albaida	KAWASAKI	12	25:14.408	51.837	2:03.397	8	51,055
7	23	GARCIA CRIADO, DAVID	Mc. Las Arenas	KAWASAKI	12	25:23.631	1:01.060	2:03.118	8	51,170
8	47	VIDAL LATORRE, SERGI	Mc Segre	KTM	12	25:43.171	1:20.600	2:06.627	5	49,752
9	85	PORRAS LA O, ALEJANDRO	Moto Club Valverdeño	HONDA	12	25:59.336	1:36.765	2:08.934	10	48,862
10	10	SERRA SALA, FRANC	Mc B.Bergueda	HONDA	12	26:00.571	1:38.000	2:07.548	8	49,393
11	6	FERNANDEZ MACANAS, CARLOS	MS Carreres	KTM	12	26:05.994	1:43.423	2:07.587	10	49,378
12	25	RODRIGUEZ LOPEZ, ALBERTO	Mc VDB	YAMAHA	12	26:09.338	1:46.767	2:09.319	6	48,717
13	16	SANS SORIA, MARC		KTM	12	26:10.693	1:48.122	2:08.847	8	48,895
14	88	GARCIA SALGADO, ROBERTO	Mc. Las Arenas	KTM	12	26:11.015	1:48.444	2:07.675	6	49,344
15	50	AGUILAR SANCHEZ, RAFAEL	CD PM Alm. del Río	KTM	12	26:18.266	1:55.695	2:09.416	7	48,680
16	7	BUSSOT FERRER, NIL	SIP SPORT		12	26:19.340	1:56.769	2:08.908	11	48,872
17	77	ARJONILLA VIÑAS, ALBERT	Mc Segre	YAMAHA	12	26:21.515	1:58.944	2:08.906	7	48,873
18	5	MUNAR TORRENS, MIQUEL	Mc. Felanitx	KAWASAKI	12	26:26.329	2:03.758	2:08.828	7	48,902
19	96	SERRANO GOTOR, ALEJANDRO	Mc Segre	KTM	11	24:58.474	1 Vuelta	2:10.195	5	48,389
20	11	ARNAU DE VERA, FERRAN			11	25:25.567	1 Vuelta	2:15.728	8	46,416
21	79	SEISDEDOS RAMOS, GABRIELA	MC Talavera	KAWASAKI	11	25:26.352	1 Vuelta	2:15.686	6	46,431
22	64	UTERGA RODRIGO, JULEN		KTM	11	26:02.490	1 Vuelta	2:18.446	5	45,505
23	78	DARNE SELLABONA, BERNAT			11	26:10.337	1 Vuelta	2:17.753	2	45,734
24	27	OLIVARES BUENO, VICTOR		KTM	11	26:12.016	1 Vuelta	2:18.237	2	45,574
25	95	BADIA CAMPRUBI, MIREIA	Mc B.Bergueda	HONDA	11	26:20.984	1 Vuelta	2:18.514	3	45,483
26	91	SERENA ROMERO, JORDI	Mc B.Bergueda	YAMAHA	10	24:37.946	2 Vueltas	2:19.066	3	45,302

No clasificado ()

NT	87	FERRER FECED, XAVIER	Mc Segre	YAMAHA	6	14:03.888	NT	2:11.916	5	47,758
NE	21	NOGUERA HIDALGO, JOAN	Mc B.Bergueda	YAMAHA			NE		0	-
NE	22	CHAVARRIA FABREGA, POL	Mc Segre	KAWASAKI			NE		0	-
NE	30	VIDAL VILARO, GUILLEM	Mc B.Bergueda	KAWASAKI			NE		0	-
NE	45	RIERA ALBAS, LLUIS	Mc B.Bergueda	HONDA			NE		0	-
NE	63	PAVO MORENO, JAVIER	Pavo & Rueda	KAWASAKI			NE		0	-
NE	80	BARCIELA FERNANDEZ, OSCAR	Mc. Dagan	KAWASAKI			NE		0	-


Márgen de victoria	Velocidad media	Mejor tº de vuelta	Mejor Vel.	Mejor vuelta para
4.682	51,690	1:59.380	52,773	49 - MATARO VILAR, FRANCESC

Jefe de cronometraje Nando Ribé Lic.564450-B

Orbits 4

Director de Carrera Rosend Soler

www.amb-it.com



www.mylaps.com

Nando.Crono



RFME Campeonato de España de Motocross

Vuelta a vuelta

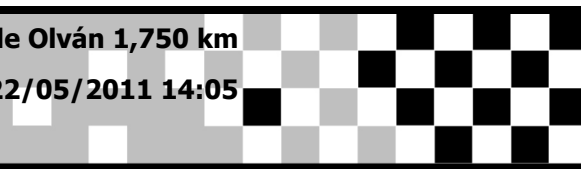
MXSub-18

Circuito de Olván 1,750 km

2ª Manga

22/05/2011 14:05

Carrera (20:00 y 2 Vueltas) started at 14:17:51



Competidores	Vueltas											
	1	2	3	4	5	6	7	8	9	10	11	12
CASTRO ORTEGA, SERGIO (51)	1	51	51	51	92	92	92	92	92	49	49	49
VALENTIN LASHERAS, ANDER (92)	2	92	92	92	51	49	49	49	49	92	92	92
ARCARONS GALI, NIL (4)	3	4	4	4	4	51	51	51	51	51	51	4
MATARO VILAR, FRANCESC (49)	4	49	49	49	49	4	4	4	4	4	4	51
PORRAS LA O, ALEJANDRO (85)	5	85	19	19	19	19	19	19	19	19	19	19
VIDAL LATORRE, SERGI (47)	6	47	85	85	29	29	29	29	29	29	29	29
FRANCO SUAREZ, ALEJANDRO (19)	7	19	47	29	47	47	23	23	23	23	23	23
RODRIGUEZ LOPEZ, ALBERTO (25)	8	25	29	47	23	23	47	47	47	47	47	47
SANS SORIA, MARC (16)	9	16	25	23	85	85	85	85	85	85	85	85
SERRA SALA, FRANC (10)	10	10	23	25	25	25	25	10	10	10	10	10
BENEITO SELLES, FABIAN (29)	11	29	16	16	16	16	16	10	25	6	6	6
BUSSOT FERRER, NIL (7)	12	7	10	10	10	10	10	16	16	25	25	25
GARCIA SALGADO, ROBERTO (88)	13	88	7	7	7	7	7	6	6	16	16	16
GARCIA CRIADO, DAVID (23)	14	23	6	6	6	6	6	88	88	88	88	88
FERNANDEZ MACANAS, CARLOS (6)	15	6	50	50	50	88	88	7	7	50	50	50
AGUILAR SANCHEZ, RAFAEL (50)	16	50	88	88	88	50	50	50	50	7	5	7
MUNAR TORRENS, MIQUEL (5)	17	5	5	5	5	5	5	5	5	7	7	7
SERRANO GOTOR, ALEJANDRO (96)	18	96	96	96	77	77	77	77	77	77	5	5
ARJONILLA VIÑAS, ALBERT (77)	19	77	77	77	96	96	96	96	96	96	96	96
DARNE SELLABONA, BERNAT (78)	20	78	87	87	87	87	11	11	11	11	11	11
FERRER FECED, XAVIER (87)	21	87	78	11	11	11	79	79	79	79	79	79
ARNAU DE VERA, FERRAN (11)	22	11	11	78	79	79	87	78	64	64	64	64
SEISDEDOS RAMOS, GABRIELA (79)	23	79	79	79	78	78	78	64	78	78	78	78
OLIVARES BUENO, VICTOR (27)	24	27	27	27	27	64	64	27	27	27	27	27
UTERGA RODRIGO, JULEN (64)	25	64	64	64	64	27	27	91	95	95	95	95
BADIA CAMPRUBI, MIREIA (95)	26	95	95	95	95	95	95	91	91	91	91	91
SERENA ROMERO, JORDI (91)	27	91	91	91	91	91	91	91	91	91	91	91
-	28											
-	29											
-	30											
-	31											
-	32											
-	33											

Jefe de cronometraje Nando Ribé Lic.564450-B

Orbits 4

Director de Carrera Rosend Soler

www.amb-it.com



www.mylaps.com

a: Nando.Crono

Impresos: 22/05/2011 14:48:04

RFME Campeonato de España de Motocross

MXSub-18

Circuito de Olván 1,750 km

2ª Manga

22/05/2011 14:05

Carrera (20:00 y 2 Vueltas) started at 14:17:51

Vuelta	Tempo de vuelta	Dif. resp. 1°	Hora del día
(49) MATARO VILAR, FRANCESC			
1			14:19:56.539
2	2:01.275	+1.895	14:21:57.814
3	1:59.561	+0.181	14:23:57.375
4	2:02.934	+3.554	14:26:00.309
5	2:01.626	+2.246	14:28:01.935
6	1:59.380		14:30:01.315
7	2:01.811	+2.431	14:32:03.126
8	2:01.648	+2.268	14:34:04.774
9	1:59.771	+0.391	14:36:04.545
10	2:03.772	+4.392	14:38:08.317
11	2:03.619	+4.239	14:40:11.936
12	2:02.451	+3.071	14:42:14.387

Vuelta	Tempo de vuelta	Dif. resp. 1°	Hora del día
(92) VALENTIN LASHERAS, ANDER			
1			14:19:55.030
2	1:59.778		14:21:54.808
3	1:59.930	+0.152	14:23:54.738
4	2:02.856	+3.078	14:25:57.594
5	2:01.855	+2.077	14:27:59.449
6	2:00.768	+0.990	14:30:00.217
7	2:01.153	+1.375	14:32:01.370
8	2:00.944	+1.166	14:34:02.314
9	2:01.994	+2.216	14:36:04.308
10	2:07.597	+7.819	14:38:11.905
11	2:01.816	+2.038	14:40:13.721
12	2:05.348	+5.570	14:42:19.069

Vuelta	Tempo de vuelta	Dif. resp. 1°	Hora del día
(4) ARCARONS GALLI, NIL			
1			14:19:55.598
2	2:00.828	+1.211	14:21:56.426
3	1:59.617		14:23:56.043
4	2:03.643	+4.026	14:25:59.686
5	2:07.267	+7.650	14:28:06.953
6	2:04.474	+4.857	14:30:11.427
7	2:04.971	+5.354	14:32:16.398
8	2:05.673	+6.056	14:34:22.071
9	2:03.559	+3.942	14:36:25.630
10	2:03.236	+3.619	14:38:28.866
11	2:03.114	+3.497	14:40:31.980
12	2:03.405	+3.788	14:42:35.385

Vuelta	Tempo de vuelta	Dif. resp. 1°	Hora del día
(51) CASTRO ORTEGA, SERGIO			
1			14:19:52.746
2	1:59.897		14:21:52.643
3	2:01.087	+1.190	14:23:53.730
4	2:04.898	+5.001	14:25:58.628
5	2:05.780	+5.883	14:28:04.408
6	2:04.519	+4.622	14:30:08.927
7	2:04.284	+4.387	14:32:13.211
8	2:04.328	+4.431	14:34:17.539
9	2:04.842	+4.945	14:36:22.381
10	2:04.295	+4.398	14:38:26.676
11	2:04.378	+4.481	14:40:31.054
12	2:06.122	+6.225	14:42:37.176

Vuelta	Tempo de vuelta	Dif. resp. 1°	Hora del día
(19) FRANCO SUAREZ, ALEJANDRO			
1			14:20:03.957
2	2:04.241	+2.378	14:22:08.198
3	2:02.592	+0.729	14:24:10.790
4	2:01.863		14:26:12.653
5	2:04.118	+2.255	14:28:16.771
6	2:03.449	+1.586	14:30:20.220
7	2:03.063	+1.200	14:32:23.283
8	2:05.881	+4.018	14:34:29.164

Vuelta	Tempo de vuelta	Dif. resp. 1°	Hora del día
9	2:07.476	+5.613	14:36:36.640
10	2:06.221	+4.358	14:38:42.861
11	2:09.825	+7.962	14:40:52.686
12	2:10.403	+8.540	14:43:03.089

Vuelta	Tempo de vuelta	Dif. resp. 1°	Hora del día
(29) BENEITO SELLES, FABIAN			
1			14:20:09.785
2	2:05.673	+2.276	14:22:15.458
3	2:05.770	+2.373	14:24:21.228
4	2:05.001	+1.604	14:26:26.229
5	2:03.561	+0.164	14:28:29.790
6	2:04.194	+0.797	14:30:33.984
7	2:04.392	+0.995	14:32:38.376
8	2:03.397		14:34:41.773
9	2:06.027	+2.630	14:36:47.800
10	2:05.525	+2.128	14:38:53.325
11	2:05.181	+1.784	14:40:58.506
12	2:07.718	+4.321	14:43:06.224

Vuelta	Tempo de vuelta	Dif. resp. 1°	Hora del día
(23) GARCIA CRIADO, DAVID			
1			14:20:12.945
2	2:07.759	+4.641	14:22:20.704
3	2:04.652	+1.534	14:24:25.356
4	2:04.807	+1.689	14:26:30.163
5	2:05.632	+2.514	14:28:35.795
6	2:04.720	+1.602	14:30:40.515
7	2:04.686	+1.568	14:32:45.201
8	2:03.118		14:34:48.319
9	2:05.711	+2.593	14:36:54.030
10	2:05.973	+2.855	14:39:00.003
11	2:05.518	+2.400	14:41:05.521
12	2:09.926	+6.808	14:43:15.447

Vuelta	Tempo de vuelta	Dif. resp. 1°	Hora del día
(47) VIDAL LATORRE, SERGI			
1			14:20:03.547
2	2:08.602	+1.975	14:22:12.149
3	2:09.477	+2.850	14:24:21.626
4	2:07.263	+0.636	14:26:28.889
5	2:06.627		14:28:35.516
6	2:06.875	+0.248	14:30:42.391
7	2:07.395	+0.768	14:32:49.786
8	2:06.854	+0.227	14:34:56.640
9	2:08.242	+1.615	14:37:04.882
10	2:08.590	+1.963	14:39:13.472
11	2:08.781	+2.154	14:41:22.253
12	2:12.734	+6.107	14:43:34.987

Vuelta	Tempo de vuelta	Dif. resp. 1°	Hora del día
(85) PORRAS LA O, ALEJANDRO			
1			14:20:01.129
2	2:09.386	+0.452	14:22:10.515
3	2:09.741	+0.807	14:24:20.256
4	2:11.393	+2.459	14:26:31.649
5	2:11.088	+2.154	14:28:42.737
6	2:10.352	+1.418	14:30:53.089
7	2:10.017	+1.083	14:33:03.106
8	2:09.584	+0.650	14:35:12.690
9	2:09.641	+0.707	14:37:22.331
10	2:08.934		14:39:31.265
11	2:10.148	+1.214	14:41:41.413
12	2:09.739	+0.805	14:43:51.152

Vuelta	Tempo de vuelta	Dif. resp. 1°	Hora del día
(10) SERRA SALA, FRANC			
1			14:20:09.347
2	2:12.501	+4.953	14:22:21.848
3	2:10.691	+3.143	14:24:32.539
4	2:09.902	+2.354	14:26:42.441

Vuelta	Tempo de vuelta	Dif. resp. 1°	Hora del día
5	2:09.796	+2.248	14:28:52.237
6	2:09.064	+1.516	14:31:01.301
7	2:07.806	+0.258	14:33:09.107
8	2:07.548		14:35:16.655
9	2:07.626	+0.078	14:37:24.281
10	2:09.261	+1.713	14:39:33.542
11	2:08.701	+1.153	14:41:42.243
12	2:10.144	+2.596	14:43:52.387

Vuelta	Tempo de vuelta	Dif. resp. 1°	Hora del día
(6) FERNANDEZ MACANAS, CARLOS			
1			14:20:13.308
2	2:11.703	+4.116	14:22:25.011
3	2:10.028	+2.441	14:24:35.039
4	2:10.815	+3.228	14:26:45.854
5	2:08.581	+0.994	14:28:54.435
6	2:09.405	+1.818	14:31:03.840
7	2:08.111	+0.524	14:33:11.951
8	2:08.637	+1.050	14:35:20.588
9	2:07.848	+0.261	14:37:28.436
10	2:07.587		14:39:36.023
11	2:09.060	+1.473	14:41:45.083
12	2:12.727	+5.140	14:43:57.810

Vuelta	Tempo de vuelta	Dif. resp. 1°	Hora del día
(25) RODRIGUEZ LOPEZ, ALBERTO			
1			14:20:07.890
2	2:11.563	+2.244	14:22:19.453
3	2:09.843	+0.524	14:24:29.296
4	2:10.286	+0.967	14:26:39.582
5	2:10.071	+0.752	14:28:49.653
6	2:09.319		14:30:58.972
7	2:09.806	+0.487	14:33:08.778
8	2:09.843	+0.524	14:35:18.621
9	2:10.803	+1.484	14:37:29.424
10	2:10.471	+1.152	14:39:39.895
11	2:09.405	+0.086	14:41:49.300
12	2:11.854	+2.535	14:44:01.154

Vuelta	Tempo de vuelta	Dif. resp. 1°	Hora del día
(16) SANS SORIA, MARC			
1			14:20:09.016
2	2:11.858	+3.011	14:22:20.874
3	2:10.269	+1.422	14:24:31.143
4	2:10.173	+1.326	14:26:41.316
5	2:09.756	+0.909	14:28:51.072
6	2:09.617	+0.770	14:31:00.689
7	2:10.552	+1.705	14:33:11.241
8	2:08.847		14:35:20.088
9	2:10.909	+2.062	14:37:30.997
10	2:10.179	+1.332	14:39:41.176
11	2:09.384	+0.537	14:41:50.560
12	2:11.949	+3.102	14:44:02.509

Vuelta	Tempo de vuelta	Dif. resp. 1°	Hora del día
(88) GARCIA SALGADO, ROBERTO			
1			14:20:12.310
2	2:14.777	+7.102	14:22:27.087
3	2:11.959	+4.284	14:24:39.046
4	2:09.143	+1.468	14:26:48.189
5	2:09.292	+1.617	14:28:57.481
6	2:07.675		14:31:05.156
7	2:09.082	+1.407	14:33:14.238
8	2:09.284	+1.609	14:35:23.522
9	2:10.169	+2.494	14:37:33.691
10	2:08.809	+1.134	14:39:42.500
11	2:09.429	+1.754	14:41:51.929
12	2:10.902	+3.227	14:44:02.831

Vuelta	Tempo de vuelta	Dif. resp. 1°	Hora del día
(50) AGUILAR SANCHEZ, RAFAEL			

Jefe de cronometraje Nando Ribé Lic.564450-B

Director de Carrera Rosend Soler

Orbits 4

RFME Campeonato de España de Motocross

MXSub-18

Circuito de Olván 1,750 km

2ª Manga

22/05/2011 14:05

Carrera (20:00 y 2 Vueltas) started at 14:17:51

Vuelta	mpo de vuelta	Dif. resp. 1°	Hora del día
1			14:20:14.034
2	2:12.046	+2.630	14:22:26.080
3	2:10.478	+1.062	14:24:36.558
4	2:10.343	+0.927	14:26:46.901
5	2:10.901	+1.485	14:28:57.802
6	2:09.516	+0.100	14:31:07.318
7	2:09.416		14:33:16.734
8	2:10.335	+0.919	14:35:27.069
9	2:10.510	+1.094	14:37:37.579
10	2:10.275	+0.859	14:39:47.854
11	2:10.364	+0.948	14:41:58.218
12	2:11.864	+2.448	14:44:10.082

(7) BUSSOT FERRER, NIL

1			14:20:11.029
2	2:12.981	+4.073	14:22:24.010
3	2:09.924	+1.016	14:24:33.934
4	2:10.875	+1.967	14:26:44.809
5	2:09.067	+0.159	14:28:53.876
6	2:09.614	+0.706	14:31:03.490
7	2:12.249	+3.341	14:33:15.739
8	2:10.416	+1.508	14:35:26.155
9	2:12.475	+3.567	14:37:38.630
10	2:12.451	+3.543	14:39:51.081
11	2:08.908		14:41:59.989
12	2:11.167	+2.259	14:44:11.156

(77) ARJONILLA VIÑAS, ALBERT

1			14:20:17.743
2	2:12.497	+3.591	14:22:30.240
3	2:10.818	+1.912	14:24:41.058
4	2:09.590	+0.684	14:26:50.648
5	2:10.334	+1.428	14:29:00.982
6	2:09.078	+0.172	14:31:10.060
7	2:08.906		14:33:18.966
8	2:10.678	+1.772	14:35:29.644
9	2:10.719	+1.813	14:37:40.363
10	2:11.407	+2.501	14:39:51.770
11	2:09.338	+0.432	14:42:01.108
12	2:12.223	+3.317	14:44:13.331

(5) MUNAR TORRENS, MIQUEL

1			14:20:14.608
2	2:13.123	+4.295	14:22:27.731
3	2:12.009	+3.181	14:24:39.740
4	2:09.830	+1.002	14:26:49.570
5	2:10.369	+1.541	14:28:59.939
6	2:09.153	+0.325	14:31:09.092
7	2:08.828		14:33:17.920
8	2:09.793	+0.965	14:35:27.713
9	2:11.258	+2.430	14:37:38.971
10	2:09.134	+0.306	14:39:48.105
11	2:18.297	+9.469	14:42:06.402
12	2:11.743	+2.915	14:44:18.145

(96) SERRANO GOTOR, ALEJANDRO

1			14:20:17.287
2	2:12.471	+2.276	14:22:29.758
3	2:10.885	+0.690	14:24:40.643
4	2:11.359	+1.164	14:26:52.002
5	2:10.195		14:29:02.197
6	2:10.794	+0.599	14:31:12.991
7	2:13.556	+3.361	14:33:26.547
8	2:15.238	+5.043	14:35:41.785
9	2:16.226	+6.031	14:37:58.011
10	2:21.974	+11.779	14:40:19.985

Vuelta	mpo de vuelta	Dif. resp. 1°	Hora del día
11	2:30.305	+20.110	14:42:50.290
(11) ARNAU DE VERA, FERRAN			
1			14:20:23.060
2	2:16.719	+0.991	14:22:39.779
3	2:17.497	+1.769	14:24:57.276
4	2:15.769	+0.041	14:27:13.045
5	2:17.682	+1.954	14:29:30.727
6	2:15.954	+0.226	14:31:46.681
7	2:17.566	+1.838	14:34:04.247
8	2:15.728		14:36:19.975
9	2:17.800	+2.072	14:38:37.775
10	2:18.179	+2.451	14:40:55.954
11	2:21.429	+5.701	14:43:17.383

(79) SEISDEDOS RAMOS, GABRIELA

1			14:20:24.229
2	2:17.523	+1.837	14:22:41.752
3	2:17.926	+2.240	14:24:59.678
4	2:17.085	+1.399	14:27:16.763
5	2:18.460	+2.774	14:29:35.223
6	2:15.686		14:31:50.909
7	2:16.263	+0.577	14:34:07.172
8	2:17.066	+1.380	14:36:24.238
9	2:16.696	+1.010	14:38:40.934
10	2:18.769	+3.083	14:40:59.703
11	2:18.465	+2.779	14:43:18.168

(64) UTERGA RODRIGO, JULEN

1			14:20:26.370
2	2:18.812	+0.366	14:22:45.182
3	2:19.176	+0.730	14:25:04.358
4	2:21.674	+3.228	14:27:26.032
5	2:18.446		14:29:44.478
6	2:19.210	+0.764	14:32:03.688
7	2:21.163	+2.717	14:34:24.851
8	2:21.037	+2.591	14:36:45.888
9	2:22.999	+4.553	14:39:08.887
10	2:22.526	+4.080	14:41:31.413
11	2:22.893	+4.447	14:43:54.306

(78) DARNE SELLABONA, BERNAT

1			14:20:20.465
2	2:17.753		14:22:38.218
3	2:20.079	+2.326	14:24:58.297
4	2:21.601	+3.848	14:27:19.898
5	2:20.193	+2.440	14:29:40.091
6	2:20.745	+2.992	14:32:00.836
7	2:23.425	+5.672	14:34:24.261
8	2:24.419	+6.666	14:36:48.680
9	2:26.084	+8.331	14:39:14.764
10	2:23.313	+5.560	14:41:38.077
11	2:24.076	+6.323	14:44:02.153

(27) OLIVARES BUENO, VICTOR

1			14:20:25.130
2	2:18.237		14:22:43.367
3	2:20.350	+2.113	14:25:03.717
4	2:20.878	+2.641	14:27:24.595
5	2:21.648	+3.411	14:29:46.243
6	2:21.472	+3.235	14:32:07.715
7	2:23.174	+4.937	14:34:30.889
8	2:22.739	+4.502	14:36:53.628
9	2:24.120	+5.883	14:39:17.748
10	2:22.339	+4.102	14:41:40.087
11	2:23.745	+5.508	14:44:03.832

Vuelta	mpo de vuelta	Dif. resp. 1°	Hora del día
(95) BADIA CAMPRUBI, MIREIA			
1			14:20:29.086
2	2:19.970	+1.456	14:22:49.056
3	2:18.514		14:25:07.570
4	2:18.982	+0.468	14:27:26.552
5	2:21.170	+2.656	14:29:47.722
6	2:21.052	+2.538	14:32:08.774
7	2:25.542	+7.028	14:34:34.316
8	2:25.064	+6.550	14:36:59.380
9	2:21.962	+3.448	14:39:21.342
10	2:25.188	+6.674	14:41:46.530
11	2:26.270	+7.756	14:44:12.800

(91) SERENA ROMERO, JORDI

1			14:20:30.099
2	2:20.325	+1.259	14:22:50.424
3	2:19.066		14:25:09.490
4	2:19.074	+0.008	14:27:28.564
5	2:20.784	+1.718	14:29:49.348
6	2:20.545	+1.479	14:32:09.893
7	2:23.200	+4.134	14:34:33.093
8	3:03.290	+44.224	14:37:36.383
9	2:27.438	+8.372	14:40:03.821
10	2:25.941	+6.875	14:42:29.762

(87) FERRER FECED, XAVIER

1			14:20:21.308
2	2:13.376	+1.460	14:22:34.684
3	2:14.655	+2.739	14:24:49.339
4	2:13.819	+1.903	14:27:03.158
5	2:11.916		14:29:15.074
6	2:40.630	+28.714	14:31:55.704

Jefe de cronometraje Nando Ribé Lic.564450-B

Orbits 4

Director de Carrera Rosend Soler

www.amb-it.com



www.mylaps.com

a: Nando.Crono




RFME Campeonato de España de Motocross

MXSub-18

Circuito de Olván 1,750 km

CLASIFICACION Conjunta MXSub18



Pos.	Nº	Nombre	Club	Total puntos R1.	R2.	Vueltas	Total Tº	Moto
1	49	MATARO VILAR, FRANCESC	Mc B.Bergueda	47	22	25	50:40.929	KAWASAKI
2	4	ARCARONS GALI, NIL		45	25	20	50:51.288	KTM
3	19	FRANCO SUAREZ, ALEJANDRO	MC Cam.y Cerv. MR	36	20	16	51:46.302	HONDA
4	92	VALENTIN LASHERAS, ANDER		35	13	22	51:54.075	YAMAHA
5	23	GARCIA CRIADO, DAVID	Mc. Las Arenas	32	18	14	52:27.211	KAWASAKI
6	47	VIDAL LATORRE, SERGI	Mc Segre	28	15	13	52:52.593	KTM
7	29	BENEITO SELLES, FABIAN	Ctat. Albaida	25	10	15	53:03.691	KAWASAKI
8	85	PORRAS LA O, ALEJANDRO	Moto Club Valverdeí	24	12	12	53:41.919	HONDA
9	6	FERNANDEZ MACANAS, CARLOS	MS Carreres	21	11	10	53:50.741	KTM
10	50	AGUILAR SANCHEZ, RAFAEL	CD PM Alm. del Río	20	14	6	53:28.887	KTM
11	51	CASTRO ORTEGA, SERGIO	SIP SPORT	18	0	18	47:57.819	
12	10	SERRA SALA, FRANC	Mc B.Bergueda	18	7	11	54:11.161	HONDA
13	63	PAVO MORENO, JAVIER	Pavo & Rueda	16	16	0	27:07.901	KAWASAKI
14	25	RODRIGUEZ LOPEZ, ALBERTO	Mc VDB	12	3	9	52:35.226	YAMAHA
15	16	SANS SORIA, MARC		12	4	8	52:28.185	KTM
16	77	ARJONILLA VIÑAS, ALBERT	Mc Segre	12	8	4	54:12.478	YAMAHA
17	96	SERRANO GOTOR, ALEJANDRO	Mc Segre	11	9	2	52:48.899	KTM
18	7	BUSSOT FERRER, NIL	SIP SPORT	11	6	5	52:27.571	
19	5	MUNAR TORRENS, MIQUEL	Mc. Felanitx	8	5	3	52:42.266	KAWASAKI
20	88	GARCIA SALGADO, ROBERTO	Mc. Las Arenas	7	0	7	53:01.468	KTM
21	21	NOGUERA HIDALGO, JOAN	Mc B.Bergueda	2	2	0	26:30.705	YAMAHA
22	11	ARNAU DE VERA, FERRAN		1	0	1	53:02.114	
23	87	FERRER FECED, XAVIER	Mc Segre	1	1	0	40:54.320	YAMAHA

Jefe de cronometraje Nando Ribé Lic.564450-B

Orbits 4

Director de Carrera Rosend Soler

www.amb-it.com



www.mylaps.com

a: Nando.Crono