

Zuera, Campeonato de España de QuadX

Clasificado por mejor tiempo de vuelta

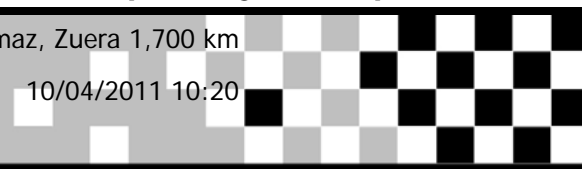
Q1 PRO

L. Imaz, Zuera 1,700 km

Entrenos Oficiales

10/04/2011 10:20

Clasificación (35:00 Tiempo) iniciado a 10:16:35



Pos.	Nº	Nombre	Mejor Tm	Dif. 1º	En Vlt.	Marca	Club
1	26	TEOFILO VIÑARAS GALLART	2:14.360		11		Recas
2	24	RAUL VEGA PAMPANO	2:15.306	0.946	6	YAMAHA	S. S. Reyes
3	62	DANIEL SANTOS FONTECHA	2:16.115	1.755	7	YAMAHA	
4	77	ALBERT RODRIGUEZ FERNANDEZ	2:16.556	2.196	6	KAWASAKI	Mc P.Mafumet
5	88	GUILLERMO AMO AIRA	2:17.849	3.489	11	KTM	MS Onda
6	55	ADRIAN BAQUEDANO SERRANO	2:18.564	4.204	6	KTM	
7	13	JUAN RAMON MARIN MESA	2:19.402	5.042	4	HONDA	Amc Martorelles
8	66	GUILLEM ULLASTRES RAMIO	2:19.562	5.202	7	HONDA	Peu a Baix
9	64	ORIOL VIDAL MONTIJANO	2:24.281	9.921	8	YAMAHA	Mc Rav Motor
10	99	VITOR HUGO TEXEIRA SOARES	2:27.671	13.311	5		
11	76	JUAN CARLOS GIRAL MIGUEL	2:37.656	23.296	2		

Jefe de cronometraje

Orbits

Provisional

Los Comisarios Deportivos

El Director de Carrera

El Cronametrador

Definitiva

Hora:

Hora:

Hora:



Zuera, Campeonato de España de QuadX

Clasificado por vueltas

Q1 PRO L. Imaz, Zuera 1,700 km

Primera Manga 10/04/2011 12:05

Carrera (20:00 y 2 Vueltas) iniciado a 11:58:54

Pos.	Nº	Nombre	Vlts	Total T°	Dif. 1°	Mejor Tm	Club	Marca
1	24	RAUL VEGA PAMPANO	11	25:43.065		2:18.461	S. S. Reyes	YAMAHA
2	26	TEOFILO VIÑARAS GALLART	11	25:53.565	10.500	2:18.233	Recas	
3	62	DANIEL SANTOS FONTECHA	11	26:09.199	26.134	2:19.362		YAMAHA
4	88	GUILLERMO AMO AIRA	11	26:32.143	49.078	2:22.521	MS Onda	KTM
5	55	ADRIAN BAQUEDANO SERRANO	11	26:42.538	59.473	2:21.859		KTM
6	13	JUAN RAMON MARIN MESA	11	26:50.108	1:07.043	2:22.563	Amc Martorelles	HONDA
7	66	GUILLEM ULLASTRES RAMIO	11	27:07.828	1:24.763	2:24.979	Peu a Baix	HONDA
8	99	VITOR HUGO TEXEIRA SOARES	11	27:08.759	1:25.694	2:25.477		
9	64	ORIOL VIDAL MONTIJANO	11	28:29.460	2:46.395	2:29.956	Mc Rav Motor	YAMAHA
10	76	JUAN CARLOS GIRAL MIGUEL	10	28:07.820	1 Vuelta	2:38.707		

No clasificado (75% = 9 Vueltas)

NT	77	ALBERT RODRIGUEZ FERNANDEZ	4	9:31.203	NT	2:21.977	Mc P.Mafumet	KAWASAKI
----	----	----------------------------	---	----------	----	----------	--------------	----------

Margin of Victory	Avg. Speed	Best Lap Tm	Best Spd	Best Lap by
10.500	43,627	2:18.233	44,273	26 - TEOFILO VIÑARAS GALLART

Jefe de cronometraje

Orbits

Provisional

Los Comisarios Deportivos

El Director de Carrera

El Cronametrador

Definitiva

Hora:

Hora:

Hora:



Zuera, Campeonato de España de QuadX

Q1 PRO

L. Imaz, Zuera 1,700 km

Primera Manga

10/04/2011 12:05

Carrera (20:00 y 2 Vueltas) iniciado a 11:58:54

Lap	Lap Tm	Diff	Time of Day
(24) RAUL VEGA PAMPANO			
1			12:01:18.037
2	2:21.925	+3.464	12:03:39.962
3	2:19.818	+1.357	12:05:59.780
4	2:19.537	+1.076	12:08:19.317
5	2:18.822	+0.361	12:10:38.139
6	2:18.618	+0.157	12:12:56.757
7	2:18.960	+0.499	12:15:15.717
8	2:18.461		12:17:34.178
9	2:19.975	+1.514	12:19:54.153
10	2:19.987	+1.526	12:22:14.140
11	2:23.134	+4.673	12:24:37.274

Lap	Lap Tm	Diff	Time of Day
(26) TEOFILO VIÑARAS GALLART			
1			12:01:16.737
2	2:22.624	+4.391	12:03:39.361
3	2:19.415	+1.182	12:05:58.776
4	2:19.641	+1.408	12:08:18.417
5	2:18.233		12:10:36.650
6	2:25.812	+7.579	12:13:02.462
7	2:20.021	+1.788	12:15:22.483
8	2:19.990	+1.757	12:17:42.473
9	2:23.713	+5.480	12:20:06.186
10	2:19.603	+1.370	12:22:25.789
11	2:21.985	+3.752	12:24:47.774

Lap	Lap Tm	Diff	Time of Day
(62) DANIEL SANTOS FONTECHA			
1			12:01:18.646
2	2:22.588	+3.226	12:03:41.234
3	2:23.566	+4.204	12:06:04.800
4	2:20.222	+0.860	12:08:25.022
5	2:19.362		12:10:44.384
6	2:21.493	+2.131	12:13:05.877
7	2:21.398	+2.036	12:15:27.275
8	2:23.265	+3.903	12:17:50.540
9	2:23.632	+4.270	12:20:14.172
10	2:24.582	+5.220	12:22:38.754
11	2:24.654	+5.292	12:25:03.408

Lap	Lap Tm	Diff	Time of Day
(88) GUILLERMO AMO AIRA			
1			12:01:16.442
2	2:22.521		12:03:38.963
3	2:26.780	+4.259	12:06:05.743
4	2:22.690	+0.169	12:08:28.433
5	2:23.398	+0.877	12:10:51.831
6	2:24.310	+1.789	12:13:16.141
7	2:24.749	+2.228	12:15:40.890
8	2:24.413	+1.892	12:18:05.303
9	2:24.026	+1.505	12:20:29.329
10	2:26.311	+3.790	12:22:55.640
11	2:30.712	+8.191	12:25:26.352

Lap	Lap Tm	Diff	Time of Day
(55) ADRIAN BAQUEDANO SERRANO			
1			12:01:20.405
2	2:21.859		12:03:42.264
3	2:24.075	+2.216	12:06:06.339
4	2:24.225	+2.366	12:08:30.564
5	2:25.580	+3.721	12:10:56.144
6	2:24.795	+2.936	12:13:20.939
7	2:24.968	+3.109	12:15:45.907
8	2:25.374	+3.515	12:18:11.281
9	2:26.879	+5.020	12:20:38.160
10	2:28.271	+6.412	12:23:06.431
11	2:30.316	+8.457	12:25:36.747

Lap	Lap Tm	Diff	Time of Day
(13) JUAN RAMON MARIN MESA			
1			12:01:24.766
2	2:23.585	+1.022	12:03:48.351
3	2:22.563		12:06:10.914
4	2:23.435	+0.872	12:08:34.349
5	2:24.427	+1.864	12:10:58.776
6	2:25.596	+3.033	12:13:24.372
7	2:27.032	+4.469	12:15:51.404
8	2:28.112	+5.549	12:18:19.516
9	2:29.784	+7.221	12:20:49.300
10	2:27.601	+5.038	12:23:16.901
11	2:27.416	+4.853	12:25:44.317

Lap	Lap Tm	Diff	Time of Day
(66) GUILLEM ULLASTRES RAMIO			
1			12:01:23.311
2	2:24.979		12:03:48.290
3	2:26.570	+1.591	12:06:14.860
4	2:27.335	+2.356	12:08:42.195
5	2:28.145	+3.166	12:11:10.340
6	2:27.844	+2.865	12:13:38.184
7	2:28.088	+3.109	12:16:06.272
8	2:29.516	+4.537	12:18:35.788
9	2:29.122	+4.143	12:21:04.910
10	2:28.893	+3.914	12:23:33.803
11	2:28.234	+3.255	12:26:02.037

Lap	Lap Tm	Diff	Time of Day
(99) VITOR HUGO TEXEIRA SOARES			
1			12:01:23.918
2	2:25.477		12:03:49.395
3	2:25.880	+0.403	12:06:15.275
4	2:27.505	+2.028	12:08:42.780
5	2:27.969	+2.492	12:11:10.749
6	2:27.828	+2.351	12:13:38.577
7	2:27.985	+2.508	12:16:06.562
8	2:29.683	+4.206	12:18:36.245
9	2:29.054	+3.577	12:21:05.299
10	2:29.137	+3.660	12:23:34.436
11	2:28.532	+3.055	12:26:02.968

Lap	Lap Tm	Diff	Time of Day
(64) ORIOL VIDAL MONTIJANO			
1			12:01:28.263
2	2:30.779	+0.823	12:03:59.042
3	2:29.956		12:06:28.998
4	2:30.030	+0.074	12:08:59.028
5	2:35.640	+5.684	12:11:34.668
6	2:32.602	+2.646	12:14:07.270
7	2:38.140	+8.184	12:16:45.410
8	2:34.506	+4.550	12:19:19.916
9	2:38.194	+8.238	12:21:58.110
10	2:37.109	+7.153	12:24:35.219
11	2:48.450	+18.494	12:27:23.669

Lap	Lap Tm	Diff	Time of Day
(76) JUAN CARLOS GIRAL MIGUEL			
1			12:01:35.372
2	2:38.707		12:04:14.079
3	2:45.164	+6.457	12:06:59.243
4	2:45.219	+6.512	12:09:44.462
5	2:45.746	+7.039	12:12:30.208
6	2:49.027	+10.320	12:15:19.235
7	2:54.631	+15.924	12:18:13.866
8	2:56.052	+17.345	12:21:09.918
9	2:55.842	+17.135	12:24:05.760
10	2:56.269	+17.562	12:27:02.029

Lap	Lap Tm	Diff	Time of Day
(77) ALBERT RODRIGUEZ FERNANDEZ			
1			12:01:17.650

Jefe de cronometraje

Orbits

Provisional

Los Comisarios Deportivos

El Director de Carrera

El Cronametrador

Definitiva

Hora:

Hora:

Hora:



Zuera, Campeonato de España de QuadX

Clasificado por vueltas

Q1 PRO L. Imaz, Zuera 1,700 km
 Segunda Manga 10/04/2011 13:30
 Carrera (20:00 y 2 Vueltas) iniciado a 13:24:31

Pos.	Nº	Nombre	Vlts	Total Tº	Dif. 1º	Mejor Tm	Club	Marca
1	24	RAUL VEGA PAMPANO	11	25:57.668		2:18.845	S. S. Reyes	YAMAHA
2	26	TEOFILO VIÑARAS GALLART	11	26:16.313	18.645	2:21.065	Recas	
3	62	DANIEL SANTOS FONTECHA	11	26:22.600	24.932	2:21.287		YAMAHA
4	13	JUAN RAMON MARIN MESA	11	26:36.280	38.612	2:23.512	Amc Martorelles	HONDA
5	55	ADRIAN BAQUEDANO SERRANO	11	26:57.820	1:00.152	2:23.498		KTM
6	99	VITOR HUGO TEXEIRA SOARES	11	27:09.220	1:11.552	2:25.412		
7	66	GUILLEM ULLASTRES RAMIO	10	26:03.975	1 Vuelta	2:28.050	Peu a Baix	HONDA
8	76	JUAN CARLOS GIRAL MIGUEL	9	25:56.979	2 Vueltas	2:45.846		

No clasificado (75% = 9 Vueltas)

NT	88	GUILLERMO AMO AIRA	2	4:48.156	NT	2:23.653	MS Onda	KTM
NE	64	ORIOL VIDAL MONTIJANO			NE		Mc Rav Motor	YAMAHA
NE	77	ALBERT RODRIGUEZ FERNANDEZ			NE		Mc P.Mafumet	KAWASAKI

Margin of Victory	Avg. Speed	Best Lap Tm	Best Spd	Best Lap by
18.645	43,218	2:18.845	44,078	24 - RAUL VEGA PAMPANO

Jefe de cronometraje

Orbits

Provisional

Los Comisarios Deportivos

El Director de Carrera

El Cronametrador

Definitiva

Hora:

Hora:

Hora:



Zuera, Campeonato de España de QuadX

Q1 PRO

L. Imaz, Zuera 1,700 km

Segunda Manga

10/04/2011 13:30

Carrera (20:00 y 2 Vueltas) iniciado a 13:24:31

Lap	Lap Tm	Diff	Time of Day
(24) RAUL VEGA PAMPANO			
1			13:26:57.889
2	2:21.764	+2.919	13:29:19.653
3	2:19.838	+0.993	13:31:39.491
4	2:18.845		13:33:58.336
5	2:19.588	+0.743	13:36:17.924
6	2:21.223	+2.378	13:38:39.147
7	2:19.736	+0.891	13:40:58.883
8	2:21.084	+2.239	13:43:19.967
9	2:21.855	+3.010	13:45:41.822
10	2:21.976	+3.131	13:48:03.798
11	2:24.974	+6.129	13:50:28.772

Lap	Lap Tm	Diff	Time of Day
(26) TEOFILO VIÑARAS GALLART			
1			13:26:56.242
2	2:25.674	+4.609	13:29:21.916
3	2:23.537	+2.472	13:31:45.453
4	2:21.237	+0.172	13:34:06.690
5	2:21.065		13:36:27.755
6	2:21.330	+0.265	13:38:49.085
7	2:23.911	+2.846	13:41:12.996
8	2:24.048	+2.983	13:43:37.044
9	2:22.476	+1.411	13:45:59.520
10	2:21.834	+0.769	13:48:21.354
11	2:26.063	+4.998	13:50:47.417

Lap	Lap Tm	Diff	Time of Day
(62) DANIEL SANTOS FONTECHA			
1			13:26:59.741
2	2:24.378	+3.091	13:29:24.119
3	2:24.360	+3.073	13:31:48.479
4	2:21.287		13:34:09.766
5	2:23.906	+2.619	13:36:33.672
6	2:27.357	+6.070	13:39:01.029
7	2:22.665	+1.378	13:41:23.694
8	2:22.860	+1.573	13:43:46.554
9	2:21.636	+0.349	13:46:08.190
10	2:21.840	+0.553	13:48:30.030
11	2:23.674	+2.387	13:50:53.704

Lap	Lap Tm	Diff	Time of Day
(13) JUAN RAMON MARIN MESA			
1			13:26:57.304
2	2:26.017	+2.505	13:29:23.321
3	2:26.455	+2.943	13:31:49.776
4	2:25.643	+2.131	13:34:15.419
5	2:25.061	+1.549	13:36:40.480
6	2:25.579	+2.067	13:39:06.059
7	2:24.111	+0.599	13:41:30.170
8	2:23.512		13:43:53.682
9	2:23.755	+0.243	13:46:17.437
10	2:23.993	+0.481	13:48:41.430
11	2:25.954	+2.442	13:51:07.384

Lap	Lap Tm	Diff	Time of Day
(55) ADRIAN BAQUEDANO SERRANO			
1			13:26:56.296
2	2:25.959	+2.461	13:29:22.255
3	2:26.065	+2.567	13:31:48.320
4	2:25.413	+1.915	13:34:13.733
5	2:25.513	+2.015	13:36:39.246
6	2:23.498		13:39:02.744
7	2:25.782	+2.284	13:41:28.526
8	2:27.549	+4.051	13:43:56.075
9	2:28.268	+4.770	13:46:24.343
10	2:31.144	+7.646	13:48:55.487
11	2:33.437	+9.939	13:51:28.924

Lap	Lap Tm	Diff	Time of Day
(99) VITOR HUGO TEXEIRA SOARES			
1			13:27:01.467
2	2:25.412		13:29:26.879
3	2:26.890	+1.478	13:31:53.769
4	2:28.036	+2.624	13:34:21.805
5	2:26.047	+0.635	13:36:47.852
6	2:27.768	+2.356	13:39:15.620
7	2:26.447	+1.035	13:41:42.067
8	2:27.509	+2.097	13:44:09.576
9	2:29.599	+4.187	13:46:39.175
10	2:29.075	+3.663	13:49:08.250
11	2:32.074	+6.662	13:51:40.324

Lap	Lap Tm	Diff	Time of Day
(66) GUILLEM ULLASTRES RAMIO			
1			13:27:30.070
2	3:06.844	+38.794	13:30:36.914
3	2:28.213	+0.163	13:33:05.127
4	2:28.836	+0.786	13:35:33.963
5	2:28.050		13:38:02.013
6	2:29.377	+1.327	13:40:31.390
7	2:30.433	+2.383	13:43:01.823
8	2:29.635	+1.585	13:45:31.458
9	2:30.715	+2.665	13:48:02.173
10	2:32.906	+4.856	13:50:35.079

Lap	Lap Tm	Diff	Time of Day
(88) GUILLERMO AMO AIRA			
1			13:26:55.607
2	2:23.653		13:29:19.260

Lap	Lap Tm	Diff	Time of Day
(76) JUAN CARLOS GIRAL MIGUEL			
1			13:27:19.176
2	2:45.846		13:30:05.022
3	2:47.967	+2.121	13:32:52.989
4	2:49.240	+3.394	13:35:42.229
5	2:50.710	+4.864	13:38:32.939
6	3:00.814	+14.968	13:41:33.753
7	3:00.310	+14.464	13:44:34.063
8	2:54.414	+8.568	13:47:28.477
9	2:59.606	+13.760	13:50:28.083

Jefe de cronometraje

Orbits

Provisional

Los Comisarios Deportivos

El Director de Carrera

El Cronametrador

Definitiva

Hora:

Hora:

Hora:

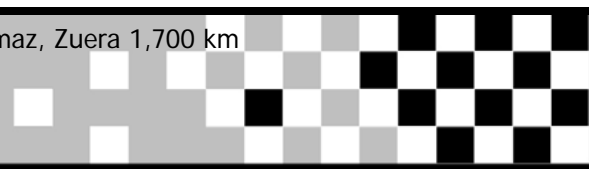


Zuera, Campeonato de España de QuadX

Q1 PRO

L. Imaz, Zuera 1,700 km

Final Q1 PRO



Pos.	Nº	Nombre	Total puntos	1ªM	2ªM	Marca	Club
1	24	RAUL VEGA PAMPANO	50	25	25	YAMAHA	S. S. Reyes
2	26	TEOFILO VIÑARAS GALLART	44	22	22		Recas
3	62	DANIEL SANTOS FONTECHA	40	20	20	YAMAHA	
4	13	JUAN RAMON MARIN MESA	33	15	18	HONDA	Amc Martorelles
5	55	ADRIAN BAQUEDANO SERRANO	32	16	16	KTM	
6	99	VITOR HUGO TEXEIRA SOARES	28	13	15		
7	66	GUILLEM ULLASTRES RAMIO	28	14	14	HONDA	Peu a Baix
8	76	JUAN CARLOS GIRAL MIGUEL	24	11	13		
9	88	GUILLERMO AMO AIRA	18	18	0	KTM	MS Onda
10	64	ORIOI VIDAL MONTIJANO	12	12	0	YAMAHA	Mc Rav Motor
11	77	ALBERT RODRIGUEZ FERNANDEZ	0	0	0	KAWASAKI	Mc P.Mafumet

Jefe de cronometraje

Orbits

Provisional

Los Comisarios Deportivos

El Director de Carrera

El Cronametrador

Definitiva

Hora:

Hora:

Hora:



Zuera, Campeonato de España de QuadX

Clasificado por mejor tiempo de vuelta


Q2

L. Imaz, Zuera 1,700 km

Entrenos Oficiales

10/04/2011 09:00

Clasificación (40:00 Tiempo) iniciado a 8:59:47



Pos.	Nº	Nombre	Mejor Tm	Dif. 1º	En Vlt.	Marca	Club
1	72	ENRIQUE PARDO GRANADO	2:18.986			5	Vallisoletano Mc.
2	10	AARON ALCEDA CAUSAPE	2:21.066	2.080		2 KTM	Mc. Zuera
3	4	DANIEL VILA VAQUES	2:21.271	2.285		7 KTM	Peu a Baix
4	88	DANIEL A. REMUIÑAN GRAÑA	2:22.272	3.286		7 KTM	Eco Quad Galicia
5	47	JOSEP MARIA VILA VAQUES	2:24.401	5.415		7 KTM	Peu a Baix
6	23	KILLIAN DIAZ GOMEZ	2:24.483	5.497		5 KTM	Peu a Baix
7	85	MIGUEL A. LANDA LANDA	2:24.527	5.541		5 KTM	
8	33	ANTXON JAUREGUI IRASUEGUI	2:25.051	6.065		11	
9	38	CARLOS LEOZ GAINZA	2:28.100	9.114		6 KTM	
10	19	MANUEL PARICIO ALONSO	2:28.304	9.318		5	Vallisoletano Mc.
11	15	ALEXANDRE ALMEIDA GOMES	2:29.145	10.159		9	
12	2	TONI VINGUT RIGGALL	2:29.303	10.317		9 KTM	Mc. Formentera-E
13	91	MARIO ESCUER LAPIEDRA	2:30.494	11.508		7 KTM	
14	99	JULIO MARRA QUINTAS	2:32.745	13.759		12	Q.C. Os Queimad
15	24	GABRIEL LOPEZ MALO	2:32.798	13.812		6 YAMAHA	S. S. Reyes
16	34	PASQUAL LORENTE FERNANDEZ	2:32.838	13.852		5	
17	17	JON ANDER SOTILLOS GOMEZ	2:33.050	14.064		6 KTM	
18	71	IVAN BOLAÑO BENITEZ	2:33.421	14.435		7 KTM	
19	21	JOSE ANDRES MARIÑO POCIVI	2:33.562	14.576		10	Pm. Sant Joan
20	16	ALEX BONILLO TALENS	2:34.193	15.207		3 KTM	MC Sueca
21	12	ALEXANDER ALONSO NOVOA	2:37.826	18.840		4 KTM	Mc. Rioja
22	11	JOSE ANTONIO GOMIS FONT	2:38.114	19.128		7	Pm. Sant Joan
23	41	IBON IBAÑEZ DE OPAKUA SANCHEZ	2:40.013	21.027		9 YAMAHA	
24	58	JOSE PLATERO VAZQUEZ	2:40.036	21.050		7 KTM	
25	22	JONATHAN CASADO RUIZ	2:42.028	23.042		8	Mc. Rioja
26	79	JOSE LUIS ASENSIO MORCILLO	2:45.786	26.800		3	
27	77	GUILLERMO RODRIGUEZ AIRABELLA	2:50.052	31.066		2 KAWASAKI	Q.C. Os Queimad

Jefe de cronometraje

Orbits

Provisional

Los Comisarios Deportivos

El Director de Carrera

El Cronametrador

Definitiva

Hora:

Hora:

Hora:



Zuera, Campeonato de España de QuadX
Clasificado por vueltas

Q2
Primera Manga
Carrera (15:00 y 2 Vueltas) iniciado a 11:11:31

L. Imaz, Zuera 1,700 km

10/04/2011 11:15

Pos.	Nº	Nombre	Vlts	Total T°	Dif. 1°	Mejor Tm	Club	Marca
1	72	ENRIQUE PARDO GRANADO	9	21:36.746		2:22.080	Vallisoletano Mc.	
2	4	DANIEL VILA VAQUES	9	21:39.059	2.313	2:22.383	Peu a Baix	KTM
3	10	AARON ALCEDA CAUSAPE	9	21:48.797	12.051	2:23.052	Mc. Zuera	KTM
4	85	MIGUEL A. LANDA LANDA	9	21:49.078	12.332	2:23.600		KTM
5	23	KILLIAN DIAZ GOMEZ	9	22:16.774	40.028	2:21.997	Peu a Baix	KTM
6	33	ANTXON JAUREGUI IRASUEGUI	9	22:19.253	42.507	2:26.884		
7	19	MANUEL PARICIO ALONSO	9	22:33.045	56.299	2:28.419	Vallisoletano Mc.	
8	16	ALEX BONILLO TALENS	9	22:33.388	56.642	2:27.393	MC Sueca	KTM
9	38	CARLOS LEOZ GAINZA	9	22:56.865	1:20.119	2:30.104		KTM
10	15	ALEXANDRE ALMEIDA GOMES	9	23:00.171	1:23.425	2:30.895		
11	99	JULIO MARRA QUINTAS	9	23:02.046	1:25.300	2:29.785	Q.C. Os Queimac	
12	21	JOSE ANDRES MARIÑO POCOVI	9	23:10.991	1:34.245	2:31.895	Pm. Sant Joan	
13	24	GABRIEL LOPEZ MALO	9	23:28.945	1:52.199	2:34.023	S. S. Reyes	YAMAHA
14	2	TONI VINGUT RIGGALL	9	23:29.573	1:52.827	2:29.960	Mc. Formentera-	KTM
15	71	IVAN BOLAÑO BENITEZ	9	23:37.828	2:01.082	2:34.037		KTM
16	17	JON ANDER SOTILLOS GOMEZ	9	23:39.472	2:02.726	2:32.451		KTM
17	34	PASQUAL LORENTE FERNANDEZ	9	24:00.480	2:23.734	2:35.660		
18	91	MARIO ESCUER LAPIEDRA	9	24:06.374	2:29.628	2:32.601		KTM
19	58	JOSE PLATERO VAZQUEZ	9	24:08.742	2:31.996	2:37.250		KTM
20	11	JOSE ANTONIO GOMIS FONT	9	24:46.433	3:09.687	2:36.651	Pm. Sant Joan	
21	22	JONATHAN CASADO RUIZ	8	22:11.274	1 Vuelta	2:41.055	Mc. Rioja	
22	41	IBON IBAÑEZ DE OPAKUA SANCHEZ	8	22:17.383	1 Vuelta	2:38.553		YAMAHA
23	88	DANIEL A. REMUIÑAN GRAÑA	8	23:20.716	1 Vuelta	2:25.743	Eco Quad Galicia	KTM
24	77	GUILLERMO RODRIGUEZ AIRABELLA	8	23:42.260	1 Vuelta	2:46.666	Q.C. Os Queimac	KAWASAKI

No clasificado (75% = 7 Vueltas)

NE	12	ALEXANDER ALONSO NOVOA			NE	Mc. Rioja	KTM
NE	47	JOSEP MARIA VILA VAQUES			NE	Peu a Baix	KTM
NE	79	JOSE LUIS ASENSIO MORCILLO			NE		

Margin of Victory	Avg. Speed	Best Lap Tm	Best Spd	Best Lap by
2.313	42,476	2:21.997	43,100	23 - KILLIAN DIAZ GOMEZ

Jefe de cronometraje

Orbits

Provisional

Los Comisarios Deportivos

El Director de Carrera

El Cronametrador

Definitiva

Hora:

Hora:

Hora:



Zuera, Campeonato de España de QuadX

Q2

L. Imaz, Zuera 1,700 km

Primera Manga

10/04/2011 11:15

Carrera (15:00 y 2 Vueltas) iniciado a 11:11:31

Lap	Lap Tm	Diff	Time of Day
(72) ENRIQUE PARDO GRANADO			
1			11:13:57.378
2	2:22.764	+0.684	11:16:20.142
3	2:24.060	+1.980	11:18:44.202
4	2:22.080		11:21:06.282
5	2:24.589	+2.509	11:23:30.871
6	2:25.152	+3.072	11:25:56.023
7	2:25.323	+3.243	11:28:21.346
8	2:24.353	+2.273	11:30:45.699
9	2:22.289	+0.209	11:33:07.988

Lap	Lap Tm	Diff	Time of Day
(4) DANIEL VILA VAQUES			
1			11:13:52.914
2	2:22.383		11:16:15.297
3	2:23.950	+1.567	11:18:39.247
4	2:24.568	+2.185	11:21:03.815
5	2:25.590	+3.207	11:23:29.405
6	2:24.784	+2.401	11:25:54.189
7	2:25.509	+3.126	11:28:19.698
8	2:25.380	+2.997	11:30:45.078
9	2:25.223	+2.840	11:33:10.301

Lap	Lap Tm	Diff	Time of Day
(10) AARON ALCEDA CAUSAPE			
1			11:13:54.322
2	2:23.052		11:16:17.374
3	2:23.871	+0.819	11:18:41.245
4	2:24.068	+1.016	11:21:05.313
5	2:25.180	+2.128	11:23:30.493
6	2:24.980	+1.928	11:25:55.473
7	2:26.932	+3.880	11:28:22.405
8	2:28.911	+5.859	11:30:51.316
9	2:28.723	+5.671	11:33:20.039

Lap	Lap Tm	Diff	Time of Day
(85) MIGUEL A. LANDA LANDA			
1			11:13:57.142
2	2:23.600		11:16:20.742
3	2:24.782	+1.182	11:18:45.524
4	2:26.011	+2.411	11:21:11.535
5	2:27.070	+3.470	11:23:38.605
6	2:24.622	+1.022	11:26:03.227
7	2:27.707	+4.107	11:28:30.934
8	2:24.508	+0.908	11:30:55.442
9	2:24.878	+1.278	11:33:20.320

Lap	Lap Tm	Diff	Time of Day
(23) KILLIAN DIAZ GOMEZ			
1			11:13:56.621
2	2:21.997		11:16:18.618
3	2:25.208	+3.211	11:18:43.826
4	2:27.154	+5.157	11:21:10.980
5	2:28.253	+6.256	11:23:39.233
6	2:31.905	+9.908	11:26:11.138
7	2:32.815	+10.818	11:28:43.953
8	2:31.562	+9.565	11:31:15.515
9	2:32.501	+10.504	11:33:48.016

Lap	Lap Tm	Diff	Time of Day
(33) ANTXON JAUREGUI IRASUEGUI			
1			11:14:00.552
2	2:28.926	+2.042	11:16:29.478
3	2:26.884		11:18:56.362
4	2:28.216	+1.332	11:21:24.578
5	2:28.646	+1.762	11:23:53.224
6	2:27.603	+0.719	11:26:20.827
7	2:30.629	+3.745	11:28:51.456
8	2:29.405	+2.521	11:31:20.861
9	2:29.634	+2.750	11:33:50.495

Lap	Lap Tm	Diff	Time of Day
(19) MANUEL PARICIO ALONSO			
1			11:14:04.349
2	2:29.373	+0.954	11:16:33.722
3	2:28.419		11:19:02.141
4	2:30.944	+2.525	11:21:33.085
5	2:30.336	+1.917	11:24:03.421
6	2:29.093	+0.674	11:26:32.514
7	2:29.764	+1.345	11:29:02.278
8	2:31.322	+2.903	11:31:33.600
9	2:30.687	+2.268	11:34:04.287

Lap	Lap Tm	Diff	Time of Day
(16) ALEX BONILLO TALENS			
1			11:14:09.940
2	2:31.245	+3.852	11:16:41.185
3	2:29.284	+1.891	11:19:10.469
4	2:30.732	+3.339	11:21:41.201
5	2:28.824	+1.431	11:24:10.025
6	2:27.823	+0.430	11:26:37.848
7	2:30.509	+3.116	11:29:08.357
8	2:28.880	+1.487	11:31:37.237
9	2:27.393		11:34:04.630

Lap	Lap Tm	Diff	Time of Day
(38) CARLOS LEOZ GAINZA			
1			11:14:11.570
2	2:32.326	+2.222	11:16:43.896
3	2:30.104		11:19:14.000
4	2:30.478	+0.374	11:21:44.478
5	2:31.609	+1.505	11:24:16.087
6	2:32.876	+2.772	11:26:48.963
7	2:32.580	+2.476	11:29:21.543
8	2:31.621	+1.517	11:31:53.164
9	2:34.943	+4.839	11:34:28.107

Lap	Lap Tm	Diff	Time of Day
(15) ALEXANDRE ALMEIDA GOMES			
1			11:14:10.638
2	2:31.691	+0.796	11:16:42.329
3	2:31.071	+0.176	11:19:13.400
4	2:33.774	+2.879	11:21:47.174
5	2:32.886	+1.991	11:24:20.060
6	2:31.735	+0.840	11:26:51.795
7	2:33.708	+2.813	11:29:25.503
8	2:30.895		11:31:56.398
9	2:35.015	+4.120	11:34:31.413

Lap	Lap Tm	Diff	Time of Day
(99) JULIO MARRA QUINTAS			
1			11:14:08.324
2	2:29.785		11:16:38.109
3	2:31.211	+1.426	11:19:09.320
4	2:31.107	+1.322	11:21:40.427
5	2:34.269	+4.484	11:24:14.696
6	2:35.142	+5.357	11:26:49.838
7	2:33.220	+3.435	11:29:23.058
8	2:34.626	+4.841	11:31:57.684
9	2:35.604	+5.819	11:34:33.288

Lap	Lap Tm	Diff	Time of Day
(21) JOSE ANDRES MARIÑO POCIVI			
1			11:14:13.518
2	2:34.085	+2.190	11:16:47.603
3	2:35.151	+3.256	11:19:22.754
4	2:34.680	+2.785	11:21:57.434
5	2:33.009	+1.114	11:24:30.443
6	2:31.895		11:27:02.338
7	2:32.293	+0.398	11:29:34.631
8	2:32.231	+0.336	11:32:06.862
9	2:35.371	+3.476	11:34:42.233

Lap	Lap Tm	Diff	Time of Day
(24) GABRIEL LOPEZ MALO			
1			11:14:07.466
2	2:44.304	+10.281	11:16:51.770
3	2:36.213	+2.190	11:19:27.983
4	2:34.503	+0.480	11:22:02.486
5	2:34.830	+0.807	11:24:37.316
6	2:35.319	+1.296	11:27:12.635
7	2:36.470	+2.447	11:29:49.105
8	2:37.059	+3.036	11:32:26.164
9	2:34.023		11:35:00.187

Lap	Lap Tm	Diff	Time of Day
(2) TONI VINGUT RIGGALL			
1			11:14:08.775
2	2:29.960		11:16:38.735
3	2:31.301	+1.341	11:19:10.036
4	2:32.980	+3.020	11:21:43.016
5	2:32.103	+2.143	11:24:15.119
6	2:35.017	+5.057	11:26:50.136
7	3:05.651	+35.691	11:29:55.787
8	2:32.971	+3.011	11:32:28.758
9	2:32.057	+2.097	11:35:00.815

Lap	Lap Tm	Diff	Time of Day
(71) IVAN BOLAÑO BENITEZ			
1			11:14:25.786
2	2:38.292	+4.255	11:17:04.078
3	2:35.025	+0.988	11:19:39.103
4	2:34.996	+0.959	11:22:14.099
5	2:36.533	+2.496	11:24:50.632
6	2:34.037		11:27:24.669
7	2:35.235	+1.198	11:29:59.904
8	2:34.432	+0.395	11:32:34.336
9	2:34.734	+0.697	11:35:09.070

Lap	Lap Tm	Diff	Time of Day
(17) JON ANDER SOTILLOS GOMEZ			
1			11:14:30.872
2	2:40.878	+8.427	11:17:11.750
3	2:33.733	+1.282	11:19:45.483
4	2:34.797	+2.346	11:22:20.280
5	2:32.451		11:24:52.731
6	2:34.793	+2.342	11:27:27.524
7	2:33.104	+0.653	11:30:00.628
8	2:34.628	+2.177	11:32:35.256
9	2:35.458	+3.007	11:35:10.714

Lap	Lap Tm	Diff	Time of Day
(34) PASQUAL LORENTE FERNANDEZ			
1			11:14:20.770
2	2:38.299	+2.639	11:16:59.069
3	2:35.660		11:19:34.729
4	2:37.192	+1.532	11:22:11.921
5	2:39.786	+4.126	11:24:51.707
6	2:38.694	+3.034	11:27:30.401
7	2:37.328	+1.668	11:30:07.729
8	2:43.382	+7.722	11:32:51.111
9	2:40.611	+4.951	11:35:31.722

Lap	Lap Tm	Diff	Time of Day
(91) MARIO ESCUER LAPIEDRA			
1			11:14:11.938
2	2:32.702	+0.101	11:16:44.640
3	2:32.601		11:19:17.241
4	2:40.995	+8.394	11:21:58.236
5	2:34.034	+1.433	11:24:32.270
6	2:35.209	+2.608	11:27:07.479
7	2:37.913	+5.312	11:29:45.392
8	2:36.734	+4.133	11:32:22.126
9	3:15.490	+42.889	11:35:37.616

Jefe de cronometraje Orbits

<input type="checkbox"/> Provisional	Los Comisarios Deportivos	<input type="checkbox"/> El Director de Carrera	<input type="checkbox"/> El Cronametrador
<input type="checkbox"/> Definitiva	Hora:	Hora:	Hora:

Zuera, Campeonato de España de QuadX

Q2

L. Imaz, Zuera 1,700 km

Primera Manga

10/04/2011 11:15

Carrera (15:00 y 2 Vueltas) iniciado a 11:11:31

Lap	Lap Tm	Diff	Time of Day
(58) JOSE PLATERO VAZQUEZ			
1			11:14:26.772
2	2:38.594	+1.344	11:17:05.366
3	2:37.250		11:19:42.616
4	2:37.502	+0.252	11:22:20.118
5	2:42.213	+4.963	11:25:02.331
6	2:41.809	+4.559	11:27:44.140
7	2:40.180	+2.930	11:30:24.320
8	2:38.181	+0.931	11:33:02.501
9	2:37.483	+0.233	11:35:39.984

Lap	Lap Tm	Diff	Time of Day
(11) JOSE ANTONIO GOMIS FONT			
1			11:14:27.071
2	2:46.135	+9.484	11:17:13.206
3	2:39.150	+2.499	11:19:52.356
4	2:38.112	+1.461	11:22:30.468
5	2:36.651		11:25:07.119
6	2:37.111	+0.460	11:27:44.230
7	2:39.219	+2.568	11:30:23.449
8	2:40.979	+4.328	11:33:04.428
9	3:13.247	+36.596	11:36:17.675

Lap	Lap Tm	Diff	Time of Day
(22) JONATHAN CASADO RUIZ			
1			11:14:26.127
2	2:46.467	+5.412	11:17:12.594
3	2:44.989	+3.934	11:19:57.583
4	2:45.460	+4.405	11:22:43.043
5	2:44.863	+3.808	11:25:27.906
6	2:41.055		11:28:08.961
7	2:43.296	+2.241	11:30:52.257
8	2:50.259	+9.204	11:33:42.516

Lap	Lap Tm	Diff	Time of Day
(41) IBON IBAÑEZ DE OPAKUA SANCHEZ			
1			11:14:19.744
2	2:38.553		11:16:58.297
3	2:43.944	+5.391	11:19:42.241
4	2:46.859	+8.306	11:22:29.100
5	2:46.868	+8.315	11:25:15.968
6	2:47.846	+9.293	11:28:03.814
7	2:50.595	+12.042	11:30:54.409
8	2:54.216	+15.663	11:33:48.625

Lap	Lap Tm	Diff	Time of Day
(88) DANIELA. REMUIÑAN GRAÑA			
1			11:14:04.599
2	2:26.465	+0.722	11:16:31.064
3	2:25.743		11:18:56.807
4	5:54.838	+3:29.095	11:24:51.645
5	2:28.583	+2.840	11:27:20.228
6	2:29.451	+3.708	11:29:49.679
7	2:32.608	+6.865	11:32:22.287
8	2:29.671	+3.928	11:34:51.958

Lap	Lap Tm	Diff	Time of Day
(77) GUILLERMO RODRIGUEZ AIRABELLA			
1			11:14:25.652
2	2:46.666		11:17:12.318
3	2:54.512	+7.846	11:20:06.830
4	2:59.265	+12.599	11:23:06.095
5	3:03.744	+17.078	11:26:09.839
6	3:08.502	+21.836	11:29:18.341
7	2:59.117	+12.451	11:32:17.458
8	2:56.044	+9.378	11:35:13.502

Jefe de cronometraje

Orbits

Provisional

Los Comisarios Deportivos

El Director de Carrera

El Cronametrador

Definitiva

Hora:

Hora:

Hora:



Zuera, Campeonato de España de QuadX

Clasificado por vueltas

Q2
Segunda manga
Carrera (15:00 y 2 Vueltas) iniciado a 12:36:52

L. Imaz, Zuera 1,700 km

10/04/2011 12:40

Pos.	Nº	Nombre	Vlts	Total T°	Dif. 1°	Mejor Tm	Marca	Club
1	85	MIGUEL A. LANDA LANDA	9	22:03.295		2:24.417	KTM	
2	4	DANIEL VILA VAQUES	9	22:08.535	5.240	2:24.368	KTM	Peu a Baix
3	10	AARON ALCEDA CAUSAPE	9	22:19.252	15.957	2:26.579	KTM	Mc. Zuera
4	23	KILLIAN DIAZ GOMEZ	9	22:29.495	26.200	2:28.323	KTM	Peu a Baix
5	33	ANTXON JAUREGUI IRASUEGUI	9	22:31.691	28.396	2:27.931		
6	16	ALEX BONILLO TALENS	9	22:42.518	39.223	2:28.414	KTM	MC Sueca
7	88	DANIEL A. REMUIÑAN GRAÑA	9	22:56.778	53.483	2:30.263	KTM	Eco Quad Galicia
8	2	TONI VINGUT RIGGALL	9	23:02.923	59.628	2:29.915	KTM	Mc. Formentera-
9	99	JULIO MARRA QUINTAS	9	23:07.817	1:04.522	2:30.275		Q.C. Os Queimar
10	15	ALEXANDRE ALMEIDA GOMES	9	23:19.503	1:16.208	2:33.108		
11	19	MANUEL PARICIO ALONSO	9	23:21.973	1:18.678	2:33.250		Vallisoletano Mc.
12	38	CARLOS LEUZ GAINZA	9	23:28.654	1:25.359	2:33.155	KTM	
13	47	JOSEP MARIA VILA VAQUES	9	23:33.787	1:30.492	2:33.847	KTM	Peu a Baix
14	21	JOSE ANDRES MARIÑO POCOVI	9	23:35.263	1:31.968	2:33.116		Pm. Sant Joan
15	91	MARIO ESCUER LAPIEDRA	9	23:43.341	1:40.046	2:34.750	KTM	
16	58	JOSE PLATERO VAZQUEZ	9	23:45.434	1:42.139	2:35.187	KTM	
17	71	IVAN BOLAÑO BENITEZ	9	23:45.586	1:42.291	2:35.840	KTM	
18	17	JON ANDER SOTILLOS GOMEZ	9	23:49.906	1:46.611	2:34.397	KTM	
19	11	JOSE ANTONIO GOMIS FONT	8	22:27.066	1 Vuelta	2:42.430		Pm. Sant Joan
20	22	JONATHAN CASADO RUIZ	8	22:40.400	1 Vuelta	2:45.883		Mc. Rioja
21	41	IBON IBAÑEZ DE OPAKUA SANCHEZ	8	23:34.597	1 Vuelta	2:43.269	YAMAHA	
22	77	GUILLERMO RODRIGUEZ AIRABELLA	8	24:32.578	1 Vuelta	2:50.564	KAWASAKI	Q.C. Os Queimar
23	24	GABRIEL LOPEZ MALO	8	24:50.192	1 Vuelta	2:40.256	YAMAHA	S. S. Reyes
No clasificado (75% = 7 Vueltas)								
NT	72	ENRIQUE PARDO GRANADO	8	20:16.178	NT	2:24.371		Vallisoletano Mc.
NT	34	PASQUAL LORENTE FERNANDEZ	7	19:13.409	NT	2:40.861		
NE	12	ALEXANDER ALONSO NOVOA			NE		KTM	Mc. Rioja
NE	79	JOSE LUIS ASENSIO MORCILLO			NE			

Margin of Victory	Avg. Speed	Best Lap Tm	Best Spd	Best Lap by
5.240	41,623	2:24.368	42,392	4 - DANIEL VILA VAQUES

Jefe de cronometraje

Orbits

Provisional

Los Comisarios Deportivos

El Director de Carrera

El Cronametrador

Definitiva

Hora:

Hora:

Hora:



Zuera, Campeonato de España de QuadX

Q2

L. Imaz, Zuera 1,700 km

Segunda manga

10/04/2011 12:40

Carrera (15:00 y 2 Vueltas) iniciado a 12:36:52

Lap	Lap Tm	Diff	Time of Day
(85) MIGUEL A. LANDA LANDA			
1			12:39:19.828
2	2:24.417		12:41:44.245
3	2:25.052	+0.635	12:44:09.297
4	2:25.548	+1.131	12:46:34.845
5	2:24.566	+0.149	12:48:59.411
6	2:26.693	+2.276	12:51:26.104
7	2:28.358	+3.941	12:53:54.462
8	2:28.924	+4.507	12:56:23.386
9	2:32.111	+7.694	12:58:55.497

Lap	Lap Tm	Diff	Time of Day
(4) DANIEL VILA VAQUES			
1			12:39:19.063
2	2:24.368		12:41:43.431
3	2:24.943	+0.575	12:44:08.374
4	2:25.537	+1.169	12:46:33.911
5	2:26.908	+2.540	12:49:00.819
6	2:30.382	+6.014	12:51:31.201
7	2:29.222	+4.854	12:54:00.423
8	2:29.894	+5.526	12:56:30.317
9	2:30.420	+6.052	12:59:00.737

Lap	Lap Tm	Diff	Time of Day
(10) AARON ALCEDA CAUSAPE			
1			12:39:18.713
2	2:27.366	+0.787	12:41:46.079
3	2:27.885	+1.306	12:44:13.964
4	2:28.003	+1.424	12:46:41.967
5	2:27.150	+0.571	12:49:09.117
6	2:26.579		12:51:35.696
7	2:29.504	+2.925	12:54:05.200
8	2:28.750	+2.171	12:56:33.950
9	2:37.504	+10.925	12:59:11.454

Lap	Lap Tm	Diff	Time of Day
(23) KILLIAN DIAZ GOMEZ			
1			12:39:20.587
2	2:28.323		12:41:48.910
3	2:28.491	+0.168	12:44:17.401
4	2:30.335	+2.012	12:46:47.736
5	2:29.695	+1.372	12:49:17.431
6	2:32.419	+4.096	12:51:49.850
7	2:30.658	+2.335	12:54:20.508
8	2:30.746	+2.423	12:56:51.254
9	2:30.443	+2.120	12:59:21.697

Lap	Lap Tm	Diff	Time of Day
(33) ANTXON JAUREGUI IRASUEGUI			
1			12:39:25.593
2	2:27.931		12:41:53.524
3	2:28.401	+0.470	12:44:21.925
4	2:29.787	+1.856	12:46:51.712
5	2:29.952	+2.021	12:49:21.664
6	2:30.494	+2.563	12:51:52.158
7	2:31.524	+3.593	12:54:23.682
8	2:29.547	+1.616	12:56:53.229
9	2:30.664	+2.733	12:59:23.893

Lap	Lap Tm	Diff	Time of Day
(16) ALEX BONILLO TALENS			
1			12:39:30.937
2	2:30.579	+2.165	12:42:01.516
3	2:30.054	+1.640	12:44:31.570
4	2:29.330	+0.916	12:47:00.900
5	2:28.464	+0.050	12:49:29.364
6	2:28.414		12:51:57.778
7	2:33.508	+5.094	12:54:31.286
8	2:28.696	+0.282	12:56:59.982
9	2:34.738	+6.324	12:59:34.720

Lap	Lap Tm	Diff	Time of Day
(88) DANIEL A. REMUIÑAN GRAÑA			
1			12:39:31.239
2	2:30.706	+0.443	12:42:01.945
3	2:30.263		12:44:32.208
4	2:31.424	+1.161	12:47:03.632
5	2:32.329	+2.066	12:49:35.961
6	2:30.860	+0.597	12:52:06.821
7	2:33.653	+3.390	12:54:40.474
8	2:33.680	+3.417	12:57:14.154
9	2:34.826	+4.563	12:59:48.980

Lap	Lap Tm	Diff	Time of Day
(2) TONI VINGUT RIGGALL			
1			12:39:29.388
2	2:29.915		12:41:59.303
3	2:31.595	+1.680	12:44:30.898
4	2:31.805	+1.890	12:47:02.703
5	2:32.283	+2.368	12:49:34.986
6	2:34.207	+4.292	12:52:09.193
7	2:34.706	+4.791	12:54:43.899
8	2:35.434	+5.519	12:57:19.333
9	2:35.792	+5.877	12:59:55.125

Lap	Lap Tm	Diff	Time of Day
(99) JULIO MARRA QUINTAS			
1			12:39:29.500
2	2:35.799	+5.524	12:42:05.299
3	2:33.131	+2.856	12:44:38.430
4	2:31.539	+1.264	12:47:09.969
5	2:30.275		12:49:40.244
6	2:36.244	+5.969	12:52:16.488
7	2:35.490	+5.215	12:54:51.978
8	2:33.977	+3.702	12:57:25.955
9	2:34.064	+3.789	13:00:00.019

Lap	Lap Tm	Diff	Time of Day
(15) ALEXANDRE ALMEIDA GOMES			
1			12:39:34.965
2	2:33.108		12:42:08.073
3	2:34.017	+0.909	12:44:42.090
4	2:33.158	+0.050	12:47:15.248
5	2:34.609	+1.501	12:49:49.857
6	2:36.030	+2.922	12:52:25.887
7	2:34.961	+1.853	12:55:00.848
8	2:34.241	+1.133	12:57:35.089
9	2:36.616	+3.508	13:00:11.705

Lap	Lap Tm	Diff	Time of Day
(19) MANUEL PARICIO ALONSO			
1			12:39:35.577
2	2:35.199	+1.949	12:42:10.776
3	2:33.707	+0.457	12:44:44.483
4	2:37.363	+4.113	12:47:21.846
5	2:33.920	+0.670	12:49:55.766
6	2:37.421	+4.171	12:52:33.187
7	2:33.271	+0.021	12:55:06.458
8	2:33.250		12:57:39.708
9	2:34.467	+1.217	13:00:14.175

Lap	Lap Tm	Diff	Time of Day
(38) CARLOS LEOZ GAINZA			
1			12:39:32.568
2	2:33.155		12:42:05.723
3	2:33.621	+0.466	12:44:39.344
4	2:33.856	+0.701	12:47:13.200
5	2:34.213	+1.058	12:49:47.413
6	2:36.731	+3.576	12:52:24.144
7	2:35.515	+2.360	12:54:59.659
8	2:38.073	+4.918	12:57:37.732
9	2:43.124	+9.969	13:00:20.856

Lap	Lap Tm	Diff	Time of Day
(47) JOSEP MARIA VILA VAQUES			
1			12:39:35.721
2	2:33.847		12:42:09.568
3	2:34.714	+0.867	12:44:44.282
4	2:41.339	+7.492	12:47:25.621
5	2:38.344	+4.497	12:50:03.965
6	2:36.139	+2.292	12:52:40.104
7	2:35.530	+1.683	12:55:15.634
8	2:35.321	+1.474	12:57:50.955
9	2:35.034	+1.187	13:00:25.989

Lap	Lap Tm	Diff	Time of Day
(21) JOSE ANDRES MARIÑO POCOVI			
1			12:39:41.646
2	2:36.612	+3.496	12:42:18.258
3	2:33.116		12:44:51.374
4	2:36.860	+3.744	12:47:28.234
5	2:36.011	+2.895	12:50:04.245
6	2:36.396	+3.280	12:52:40.641
7	2:36.737	+3.621	12:55:17.378
8	2:36.089	+2.973	12:57:53.467
9	2:33.998	+0.882	13:00:27.465

Lap	Lap Tm	Diff	Time of Day
(91) MARIO ESCUER LAPIEDRA			
1			12:39:38.324
2	2:34.750		12:42:13.074
3	2:36.548	+1.798	12:44:49.622
4	2:38.592	+3.842	12:47:28.214
5	2:38.042	+3.292	12:50:06.256
6	2:37.087	+2.337	12:52:43.343
7	2:36.586	+1.836	12:55:19.929
8	2:38.837	+4.087	12:57:58.766
9	2:36.777	+2.027	13:00:35.543

Lap	Lap Tm	Diff	Time of Day
(58) JOSE PLATERO VAZQUEZ			
1			12:39:30.614
2	2:35.837	+0.650	12:42:06.451
3	2:35.187		12:44:41.638
4	2:37.197	+2.010	12:47:18.835
5	2:36.034	+0.847	12:49:54.869
6	2:39.782	+4.595	12:52:34.651
7	2:39.020	+3.833	12:55:13.671
8	2:42.772	+7.585	12:57:56.443
9	2:41.193	+6.006	13:00:37.636

Lap	Lap Tm	Diff	Time of Day
(71) IVAN BOLAÑO BENITEZ			
1			12:39:43.017
2	2:36.599	+0.759	12:42:19.616
3	2:36.537	+0.697	12:44:56.153
4	2:36.371	+0.531	12:47:32.524
5	2:35.840		12:50:08.364
6	2:36.256	+0.416	12:52:44.620
7	2:37.891	+2.051	12:55:22.511
8	2:36.822	+0.982	12:57:59.333
9	2:38.455	+2.615	13:00:37.788

Lap	Lap Tm	Diff	Time of Day
(17) JON ANDER SOTILLOS GOMEZ			
1			12:39:43.379
2	2:39.985	+5.588	12:42:23.364
3	2:37.329	+2.932	12:45:00.693
4	2:34.881	+0.484	12:47:35.574
5	2:34.397		12:50:09.971
6	2:37.163	+2.766	12:52:47.134
7	2:37.184	+2.787	12:55:24.318
8	2:38.589	+4.192	12:58:02.907
9	2:39.201	+4.804	13:00:42.108

Jefe de cronometraje

Orbits

Provisional

Los Comisarios Deportivos

El Director de Carrera

El Cronametrador

Definitiva

Hora:

Hora:

Hora:



Zuera, Campeonato de España de QuadX

Q2

L. Imaz, Zuera 1,700 km

Segunda manga

10/04/2011 12:40

Carrera (15:00 y 2 Vueltas) iniciado a 12:36:52

Lap	Lap Tm	Diff	Time of Day
(11) JOSE ANTONIO GOMIS FONT			
1			12:39:48.638
2	2:42.430		12:42:31.068
3	2:45.145	+2.715	12:45:16.213
4	2:44.892	+2.462	12:48:01.105
5	2:44.708	+2.278	12:50:45.813
6	2:46.374	+3.944	12:53:32.187
7	2:53.916	+11.486	12:56:26.103
8	2:53.165	+10.735	12:59:19.268

(22) JONATHAN CASADO RUIZ			
1			12:39:48.944
2	2:45.883		12:42:34.827
3	2:46.667	+0.784	12:45:21.494
4	2:46.925	+1.042	12:48:08.419
5	2:48.214	+2.331	12:50:56.633
6	2:47.777	+1.894	12:53:44.410
7	2:52.001	+6.118	12:56:36.411
8	2:56.191	+10.308	12:59:32.602

(41) IBON IBAÑEZ DE OPAKUA SANCHEZ			
1			12:39:47.217
2	2:43.269		12:42:30.486
3	2:46.134	+2.865	12:45:16.620
4	2:52.939	+9.670	12:48:09.559
5	2:57.870	+14.601	12:51:07.429
6	3:02.055	+18.786	12:54:09.484
7	3:05.566	+22.297	12:57:15.050
8	3:11.749	+28.480	13:00:26.799

(77) GUILLERMO RODRIGUEZ AIRABELLA			
1			12:40:41.685
2	2:50.564		12:43:32.249
3	2:54.133	+3.569	12:46:26.382
4	3:14.595	+24.031	12:49:40.977
5	3:00.098	+9.534	12:52:41.075
6	2:58.869	+8.305	12:55:39.944
7	2:53.075	+2.511	12:58:33.019
8	2:51.761	+1.197	13:01:24.780

(24) GABRIEL LOPEZ MALO			
1			12:40:04.370
2	2:40.256		12:42:44.626
3	2:49.876	+9.620	12:45:34.502
4	2:55.530	+15.274	12:48:30.032
5	2:54.830	+14.574	12:51:24.862
6	3:05.912	+25.656	12:54:30.774
7	3:52.656	+1:12.400	12:58:23.430
8	3:18.964	+38.708	13:01:42.394

(72) ENRIQUE PARDO GRANADO			
1			12:39:15.544
2	2:24.371		12:41:39.915
3	2:25.720	+1.349	12:44:05.635
4	2:29.522	+5.151	12:46:35.157
5	2:35.716	+11.345	12:49:10.873
6	2:38.855	+14.484	12:51:49.728
7	2:42.110	+17.739	12:54:31.838
8	2:36.542	+12.171	12:57:08.380

(34) PASQUAL LORENTE FERNANDEZ			
1			12:39:41.622
2	2:40.861		12:42:22.483
3	2:41.944	+1.083	12:45:04.427
4	2:42.525	+1.664	12:47:46.952

Lap	Lap Tm	Diff	Time of Day
5	2:47.151	+6.290	12:50:34.103
6	2:45.632	+4.771	12:53:19.735
7	2:45.876	+5.015	12:56:05.611

Lap	Lap Tm	Diff	Time of Day
-----	--------	------	-------------

Jefe de cronometraje

Orbits

Provisional

Los Comisarios Deportivos

El Director de Carrera

El Cronametrador

Definitiva

Hora:

Hora:

Hora:

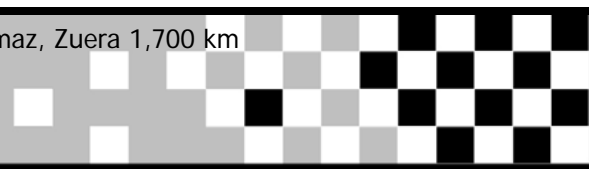


Zuera, Campeonato de España de QuadX

Q2

L. Imaz, Zuera 1,700 km

Final Q2



Pos.	Nº	Nombre	Total puntos	1ªM	2ªM	Marca	Club
1	4	DANIEL VILA VAQUES	44	22	22	KTM	Peu a Baix
2	85	MIGUEL A. LANDA LANDA	43	18	25	KTM	
3	10	AARON ALCEDA CAUSAPE	40	20	20	KTM	Mc. Zuera
4	23	KILLIAN DIAZ GOMEZ	34	16	18	KTM	Peu a Baix
5	33	ANTXON JAUREGUI IRASUEGUI	31	15	16		
6	16	ALEX BONILLO TALENS	28	13	15	KTM	MC Sueca
7	72	ENRIQUE PARDO GRANADO	25	25	0		Vallisoletano Mc.
8	19	MANUEL PARICIO ALONSO	24	14	10		Vallisoletano Mc.
9	99	JULIO MARRA QUINTAS	22	10	12		Q.C. Os Queimados
10	15	ALEXANDRE ALMEIDA GOMES	22	11	11		
11	38	CARLOS LEOZ GAINZA	21	12	9	KTM	
12	2	TONI VINGUT RIGGALL	20	7	13	KTM	Mc. Formentera-Eivissa
13	21	JOSE ANDRES MARIÑO POCIVI	16	9	7		Pm. Sant Joan
14	88	DANIEL A. REMUIÑAN GRAÑA	14	0	14	KTM	Eco Quad Galicia
15	71	IVAN BOLAÑO BENITEZ	10	6	4	KTM	
16	91	MARIO ESCUER LAPIEDRA	9	3	6	KTM	
17	47	JOSEP MARIA VILA VAQUES	8	0	8	KTM	Peu a Baix
18	24	GABRIEL LOPEZ MALO	8	8	0	YAMAHA	S. S. Reyes
19	17	JON ANDER SOTILLOS GOMEZ	8	5	3	KTM	
20	58	JOSE PLATERO VAZQUEZ	7	2	5	KTM	
21	34	PASQUAL LORENTE FERNANDEZ	4	4	0		
22	11	JOSE ANTONIO GOMIS FONT	3	1	2		Pm. Sant Joan
23	22	JONATHAN CASADO RUIZ	1	0	1		Mc. Rioja
24	41	IBON IBAÑEZ DE OPAKUA SANCHEZ	0	0	0	YAMAHA	
25	77	GUILLERMO RODRIGUEZ AIRABELLA	0	0	0	KAWASAKI	Q.C. Os Queimados
26	12	ALEXANDER ALONSO NOVOA	0	0	0	KTM	Mc. Rioja
27	79	JOSE LUIS ASENSIO MORCILLO	0	0	0		

Jefe de cronometraje

Orbits

Provisional

Los Comisarios Deportivos

El Director de Carrera

El Cronametrador

Definitiva

Hora:

Hora:

Hora:



Zuera, Campeonato de España de QuadX

Clasificado por mejor tiempo de vuelta

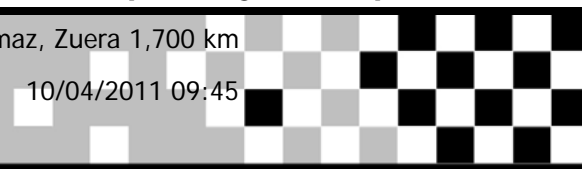
Quad Iniciación

L. Imaz, Zuera 1,700 km

Entrenos Oficiales

10/04/2011 09:45

Clasificación (25:00 Tiempo) iniciado a 9:44:00



Pos.	Nº	Nombre	Mejor Tm	Dif. 1º	En Vlt.	Marca	Club
1	28	LORENZO AARON ALFARO VARGAS	1:42.094		9	YAMAHA	
2	13	VICTOR GÜELL LOPEZ	1:43.181	1.087	8	YAMAHA	Mc Tarragona
3	72	ALFONSO CASTILLO BRAVO	1:44.305	2.211	8	YAMAHA	
4	11	EDER GOMEZ CHAVARRI	1:47.022	4.928	9	YAMAHA	
5	14	PABLO NOGUEIRA FERNANDEZ	1:49.683	7.589	11	YAMAHA	FW Racing
6	88	DAVID LOUREIRO ALVAREZ	1:50.276	8.182	10	YAMAHA	Q.C. Os Queimad
7	10	MARC GÜELL LOPEZ	1:56.144	14.050	8	YAMAHA	Mc Tarragona
8	42	KARIM ABD EL AZEM LANDA	2:15.241	33.147	9	YAMAHA	

Jefe de cronometraje

Orbits

Provisional

Los Comisarios Deportivos

El Director de Carrera

El Cronametrador

Definitiva

Hora:

Hora:

Hora:



Zuera, Campeonato de España de QuadX

Clasificado por vueltas

Quad Iniciación

L. Imaz, Zuera 1,700 km

Primera Manga

10/04/2011 11:40

Carrera (10:00 y 1 Vueltas) iniciado a 11:37:45

Pos.	Nº	Nombre	Vlts	Total T°	Dif. 1°	Mejor Tm Club	Marca
1	28	LORENZO AARON ALFARO VARGAS	7	12:07.383		1:41.781	YAMAHA
2	72	ALFONSO CASTILLO BRAVO	7	12:13.019	5.636	1:43.198	YAMAHA
3	11	EDER GOMEZ CHAVARRI	7	12:40.487	33.104	1:46.805	YAMAHA
4	13	VICTOR GÜELL LOPEZ	7	12:44.275	36.892	1:47.394	Mc Tarragona
5	88	DAVID LOUREIRO ALVAREZ	7	13:04.497	57.114	1:48.641	Q.C. Os Queimac
6	10	MARC GÜELL LOPEZ	6	12:15.203	1 Vuelta	1:57.126	Mc Tarragona
7	42	KARIM ABD EL AZEM LANDA	6	14:06.023	1 Vuelta	2:10.740	YAMAHA
No clasificado (75% = 6 Vueltas)							
	14	PABLO NOGUEIRA FERNANDEZ	5	13:39.576	2 Vueltas	1:46.412	FW Racing

Margin of Victory	Avg. Speed	Best Lap Tm	Best Spd	Best Lap by
5.636	58,896	1:41.781	60,129	28 - LORENZO AARON ALFARO \

Jefe de cronometraje

Orbits

Provisional

Los Comisarios Deportivos

El Director de Carrera

El Cronametrador

Definitiva

Hora:

Hora:

Hora:



Zuera, Campeonato de España de QuadX

Quad Iniciación

L. Imaz, Zuera 1,700 km

Primera Manga

10/04/2011 11:40

Carrera (10:00 y 1 Vueltas) iniciado a 11:37:45

Lap	Lap Tm	Diff	Time of Day
(28) LORENZO AARON ALFARO VARGAS			
1			11:39:32.889
2	1:41.829	+0.048	11:41:14.718
3	1:41.781		11:42:56.499
4	1:43.730	+1.949	11:44:40.229
5	1:43.488	+1.707	11:46:23.717
6	1:44.503	+2.722	11:48:08.220
7	1:44.277	+2.496	11:49:52.497

Lap	Lap Tm	Diff	Time of Day
(72) ALFONSO CASTILLO BRAVO			
1			11:39:30.889
2	1:43.198		11:41:14.087
3	1:44.049	+0.851	11:42:58.136
4	1:43.517	+0.319	11:44:41.653
5	1:43.314	+0.116	11:46:24.967
6	1:47.107	+3.909	11:48:12.074
7	1:46.059	+2.861	11:49:58.133

Lap	Lap Tm	Diff	Time of Day
(11) EDER GOMEZ CHAVARRI			
1			11:39:37.302
2	1:46.805		11:41:24.107
3	1:47.138	+0.333	11:43:11.245
4	1:47.438	+0.633	11:44:58.683
5	1:48.073	+1.268	11:46:46.756
6	1:48.886	+2.081	11:48:35.642
7	1:49.959	+3.154	11:50:25.601

Lap	Lap Tm	Diff	Time of Day
(13) VICTOR GÜELL LOPEZ			
1			11:39:32.619
2	1:47.394		11:41:20.013
3	1:48.474	+1.080	11:43:08.487
4	1:49.373	+1.979	11:44:57.860
5	1:49.221	+1.827	11:46:47.081
6	1:52.569	+5.175	11:48:39.650
7	1:49.739	+2.345	11:50:29.389

Lap	Lap Tm	Diff	Time of Day
(88) DAVID LOUREIRO ALVAREZ			
1			11:39:40.401
2	1:50.040	+1.399	11:41:30.441
3	1:48.993	+0.352	11:43:19.434
4	1:48.641		11:45:08.075
5	1:51.250	+2.609	11:46:59.325
6	1:55.036	+6.395	11:48:54.361
7	1:55.250	+6.609	11:50:49.611

Lap	Lap Tm	Diff	Time of Day
(10) MARC GÜELL LOPEZ			
1			11:39:46.594
2	1:57.126		11:41:43.720
3	1:57.239	+0.113	11:43:40.959
4	2:01.309	+4.183	11:45:42.268
5	2:11.919	+14.793	11:47:54.187
6	2:06.130	+9.004	11:50:00.317

Lap	Lap Tm	Diff	Time of Day
(42) KARIM ABD EL AZEM LANDA			
1			11:40:35.665
2	2:11.702	+0.962	11:42:47.367
3	2:15.202	+4.462	11:45:02.569
4	2:19.924	+9.184	11:47:22.493
5	2:17.904	+7.164	11:49:40.397
6	2:10.740		11:51:51.137

Lap	Lap Tm	Diff	Time of Day
(14) PABLO NOGUEIRA FERNANDEZ			
1			11:39:35.778
2	1:46.412		11:41:22.190
3	1:46.727	+0.315	11:43:08.917

Lap	Lap Tm	Diff	Time of Day
4	1:49.570	+3.158	11:44:58.487
5	6:26.203	+4:39.791	11:51:24.690

Lap	Lap Tm	Diff	Time of Day
-----	--------	------	-------------

Jefe de cronometraje

Orbits

Provisional

Los Comisarios Deportivos

El Director de Carrera

El Cronametrador

Definitiva

Hora:

Hora:

Hora:



Zuera, Campeonato de España de QuadX

Clasificado por vueltas

Quad Iniciación

L. Imaz, Zuera 1,700 km

Segunda Manga

10/04/2011 13:05

Carrera (10:00 y 1 Vueltas) iniciado a 13:04:26

Pos.	Nº	Nombre	Vlts	Total Tº	Dif. 1º	Mejor Tm Club	Marca
1	28	LORENZO AARON ALFARO VARGAS	7	12:13.592		1:43.109	YAMAHA
2	72	ALFONSO CASTILLO BRAVO	7	12:28.327	14.735	1:44.853	YAMAHA
3	11	EDER GOMEZ CHAVARRI	7	12:49.276	35.684	1:47.734	YAMAHA
4	13	VICTOR GÜELL LOPEZ	7	13:07.471	53.879	1:47.292	Mc Tarragona
5	88	DAVID LOUREIRO ALVAREZ	7	13:15.714	1:02.122	1:50.573	Q.C. Os Queimac
6	14	PABLO NOGUEIRA FERNANDEZ	7	13:52.719	1:39.127	1:52.081	FW Racing
7	10	MARC GÜELL LOPEZ	7	13:56.380	1:42.788	1:54.533	Mc Tarragona
8	42	KARIM ABD EL AZEM LANDA	6	13:40.739	1 Vuelta	2:12.921	YAMAHA

Margin of Victory	Avg. Speed	Best Lap Tm	Best Spd	Best Lap by
14.735	58,398	1:43.109	59,355	28 - LORENZO AARON ALFARO \

Jefe de cronometraje

Orbits

Provisional

Los Comisarios Deportivos

El Director de Carrera

El Cronametrador

Definitiva

Hora:

Hora:

Hora:



Zuera, Campeonato de España de QuadX

Quad Iniciación

L. Imaz, Zuera 1,700 km

Segunda Manga

10/04/2011 13:05

Carrera (10:00 y 1 Vueltas) iniciado a 13:04:26

Lap	Lap Tm	Diff	Time of Day
(28) LORENZO AARON ALFARO VARGAS			
1			13:06:09.768
2	1:43.109		13:07:52.877
3	1:43.682	+0.573	13:09:36.559
4	1:44.557	+1.448	13:11:21.116
5	1:46.745	+3.636	13:13:07.861
6	1:45.339	+2.230	13:14:53.200
7	1:46.428	+3.319	13:16:39.628

Lap	Lap Tm	Diff	Time of Day
(72) ALFONSO CASTILLO BRAVO			
1			13:06:10.325
2	1:44.853		13:07:55.178
3	1:45.770	+0.917	13:09:40.948
4	1:47.118	+2.265	13:11:28.066
5	1:45.651	+0.798	13:13:13.717
6	1:49.976	+5.123	13:15:03.693
7	1:50.670	+5.817	13:16:54.363

Lap	Lap Tm	Diff	Time of Day
(11) EDER GOMEZ CHAVARRI			
1			13:06:16.942
2	1:47.736	+0.002	13:08:04.678
3	1:47.734		13:09:52.412
4	1:48.303	+0.569	13:11:40.715
5	1:47.939	+0.205	13:13:28.654
6	1:48.087	+0.353	13:15:16.741
7	1:58.571	+10.837	13:17:15.312

Lap	Lap Tm	Diff	Time of Day
(13) VICTOR GÜELL LOPEZ			
1			13:06:16.855
2	1:47.385	+0.093	13:08:04.240
3	1:47.292		13:09:51.532
4	1:49.059	+1.767	13:11:40.591
5	1:47.641	+0.349	13:13:28.232
6	1:51.335	+4.043	13:15:19.567
7	2:13.940	+26.648	13:17:33.507

Lap	Lap Tm	Diff	Time of Day
(88) DAVID LOUREIRO ALVAREZ			
1			13:06:25.822
2	1:53.419	+2.846	13:08:19.241
3	1:54.491	+3.918	13:10:13.732
4	1:50.573		13:12:04.305
5	1:51.990	+1.417	13:13:56.295
6	1:51.488	+0.915	13:15:47.783
7	1:53.967	+3.394	13:17:41.750

Lap	Lap Tm	Diff	Time of Day
(14) PABLO NOGUEIRA FERNANDEZ			
1			13:06:24.653
2	2:21.495	+29.414	13:08:46.148
3	1:55.966	+3.885	13:10:42.114
4	1:58.466	+6.385	13:12:40.580
5	1:53.471	+1.390	13:14:34.051
6	1:52.623	+0.542	13:16:26.674
7	1:52.081		13:18:18.755

Lap	Lap Tm	Diff	Time of Day
(10) MARC GÜELL LOPEZ			
1			13:06:24.114
2	1:54.655	+0.122	13:08:18.769
3	1:54.533		13:10:13.302
4	2:11.718	+17.185	13:12:25.020
5	2:02.971	+8.438	13:14:27.991
6	1:59.870	+5.337	13:16:27.861
7	1:54.555	+0.022	13:18:22.416

Lap	Lap Tm	Diff	Time of Day
(42) KARIM ABD EL AZEM LANDA			
1			13:06:43.032

Lap	Lap Tm	Diff	Time of Day
2	2:15.315	+2.394	13:08:58.347
3	2:12.921		13:11:11.268
4	2:23.222	+10.301	13:13:34.490
5	2:17.880	+4.959	13:15:52.370
6	2:14.405	+1.484	13:18:06.775

Lap	Lap Tm	Diff	Time of Day
-----	--------	------	-------------

Jefe de cronometraje

Orbits

Provisional

Los Comisarios Deportivos

El Director de Carrera

El Cronametrador

Definitiva

Hora:

Hora:

Hora:

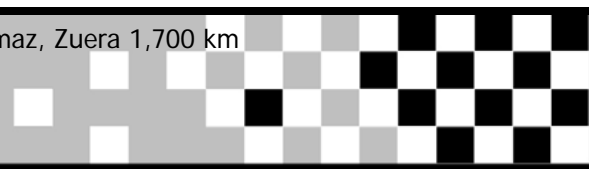


Zuera, Campeonato de España de QuadX

Quad Iniciación

L. Imaz, Zuera 1,700 km

Final Q-Iniciación



Pos.	Nº	Nombre	Total puntos	1ªM	2ªM	Marca	Club
1	28	LORENZO AARON ALFARO VARGAS	50	25	25	YAMAHA	
2	72	ALFONSO CASTILLO BRAVO	44	22	22	YAMAHA	
3	11	EDER GOMEZ CHAVARRI	40	20	20	YAMAHA	
4	13	VICTOR GÜELL LOPEZ	36	18	18	YAMAHA	Mc Tarragona
5	88	DAVID LOUREIRO ALVAREZ	32	16	16	YAMAHA	Q.C. Os Queimados
6	10	MARC GÜELL LOPEZ	29	15	14	YAMAHA	Mc Tarragona
7	42	KARIM ABD EL AZEM LANDA	27	14	13	YAMAHA	
8	14	PABLO NOGUEIRA FERNANDEZ	15	0	15	YAMAHA	FW Racing

Jefe de cronometraje

Orbits

Provisional

Los Comisarios Deportivos

El Director de Carrera

El Cronametrador

Definitiva

Hora:

Hora:

Hora:

