

Parcmotor, Camp. España Cross-Country

Clasificado por vueltas

Carrera	Parcmotor 0,000 km
Carrera	23/01/2011 11:00
Carrera	

Pos.	Nº	Nombre	Vlts.	Dif. 1º	Dif.resp. anterior	Total Tº	Meior Tm	En Vlt.	Marca
Feminas									
1	170	CARMEN DEL ROCIO SEGURA PEREIRA	7			2:26:51.525	18:48.116	6	KTM
2	171	SILVIA BARO RIUS	7	19.132	19.132	2:27:10.657	19:02.472	6	
3	173	ROSA ROMERO FONT	7	13:25.008	13:05.876	2:40:16.533	19:42.736	7	KTM
4	172	SANDRA POLO MUÑOZ	5	2 Vueltas	2 Vueltas	2:46:16.326	23:45.498	5	KTM

Junior									
1	45	RAMON QUER MOLGO	10			2:41:50.532	15:43.853	6	
2	46	CARLES SALSENCH CONSTANCIO	10	1:40.572	1:40.572	2:43:31.104	15:49.812	8	KTM
3	40	FRANCISCO JOSE MATEU BERMEJO	10	2:13.583	33.011	2:44:04.115	15:39.926	8	KTM
4	41	KIRIAN MIRABET VIDIELLA	10	3:14.551	1:00.968	2:45:05.083	15:54.736	8	KTM
5	38	HERIBERTO CRUZ VAZQUEZ	10	7:07.021	3:52.470	2:48:57.553	16:11.061	6	KTM
6	42	JESUS PEDRAJAS ROMERO	9	1 Vuelta	1 Vuelta	2:31:04.977	16:00.900	1	HUSABERG
7	39	OVIDIO JOSE DIAZ REY	9	1 Vuelta	5:38.592	2:36:43.569	16:46.339	8	
8	35	SERGI SANGRA LLUCH	9	1 Vuelta	1.977	2:36:45.546	16:21.927	9	KTM
9	37	ORIOI CASANY MASRAMON	9	1 Vuelta	8:20.582	2:45:06.128	17:15.965	9	KTM
10	36	AMADEU FRANQUESA SANCHEZ	8	2 Vueltas	1 Vuelta	2:44:06.723	18:09.572	7	KTM

No clasificado									
NT	43	ROGER PLANAS LUMBIARRES	2	NT		38:52.753	18:27.046	2	KTM
NT	44	JORDI QUER MOLGO	1	NT		17:20.862	17:20.862	1	

Master									
1	157	MANEL CUNI ARENAS	9			2:33:47.595	16:01.807	9	KTM
2	150	FRANCISCO IZQUIERDO IZQUIERDO	9	5:16.728	5:16.728	2:39:04.323	16:44.833	8	YAMAHA
3	151	JOSE LUIS IZQUIERDO IZQUIERDO	8	1 Vuelta	1 Vuelta	2:29:25.920	17:32.829	8	YAMAHA
4	158	DIEGO DELGADO SALAS	8	1 Vuelta	6:26.782	2:35:52.702	17:51.524	8	KTM
5	155	FRANCESC XAVIER CASTEL CUSCO	8	1 Vuelta	0.389	2:35:53.091	17:36.734	8	HONDA
6	163	CARLOS LOPEZ DOVAL	8	1 Vuelta	1:11.497	2:37:04.588	16:41.937	7	KTM
7	164	JOSEP MONTOYA BARBA	8	1 Vuelta	2:53.633	2:39:58.221	19:06.599	2	KTM
8	153	JERONI RIBES CASTELLS	8	1 Vuelta	2:09.904	2:42:08.125	19:04.373	4	
9	156	XAVIER COSTA AGUSTI	8	1 Vuelta	53.637	2:43:01.762	19:32.568	3	HUSABERG
10	154	MARIANO BARO NIN	7	2 Vueltas	1 Vuelta	2:30:49.302	18:58.395	7	
11	159	FRANCISCO JAVIER GARCIA MODENES	7	2 Vueltas	1:00.140	2:31:49.442	19:30.768	5	GAS-GAS
12	152	JOAN MASO BLASCO	7	2 Vueltas	8:03.814	2:39:53.256	21:18.441	4	KTM
13	160	MANUEL GARCIA VITORIA	6	3 Vueltas	1 Vuelta	2:30:27.627	21:36.876	2	YAMAHA

No clasificado									
NE	161	FERRAN LOPEZ BOGAS		NE				0	HONDA
NE	162	MIQUEL LOPEZ BOGAS		NE				0	KTM

Senior									
1	1	ORIOI MENA VALDEARCOS	11			2:42:17.840	14:07.994	1	HUSABERG
2	14	JORDAN CURVALLE	10	1 Vuelta	1 Vuelta	2:33:18.851	14:28.758	10	
3	6	MARC SOLA TERRADELLAS	10	1 Vuelta	31.013	2:33:49.864	14:33.276	10	KTM
4	3	MIQUEL GARCIA SANCHEZ	10	1 Vuelta	1.485	2:33:51.349	14:32.445	10	GAS-GAS
5	20	ELOI SALSENCH CONSTANCIO	10	1 Vuelta	16.525	2:34:07.874	14:29.448	10	KTM
6	9	LUIS A. AYENSA ALARCON	10	1 Vuelta	2:37.802	2:36:45.676	14:56.824	10	
7	17	DANIEL GIBERT GATELL	10	1 Vuelta	9.317	2:36:54.993	15:04.847	10	
8	18	BORJA NIETO HAZAS	10	1 Vuelta	1:38.924	2:38:33.917	15:26.584	7	HUSABERG
9	21	JOAN P. SEGURA VERDAGUER	10	1 Vuelta	13.879	2:38:47.796	15:10.020	7	GAS-GAS
10	4	CARLOS MARTINEZ BLAZQUEZ	10	1 Vuelta	5.857	2:38:53.653	14:58.045	10	KTM
11	7	MELCIOR FAJA BELTRAN	10	1 Vuelta	8.767	2:39:02.420	15:02.556	10	
12	5	ALEJANDRO FABIO ANDREU BATLLES	10	1 Vuelta	51.774	2:39:54.194	15:35.271	9	KTM
13	12	RUBEN BENEYTO BOTELLA	10	1 Vuelta	4.926	2:39:59.120	15:13.350	8	HUSABERG
14	16	ALVARO GARCIA RUIZ	10	1 Vuelta	49.872	2:40:48.992	15:34.015	8	
15	19	ISAAC PONS ADROGUE	10	1 Vuelta	3:31.603	2:44:20.595	15:46.173	7	

Notificaciones

#76 y 84, penalizados 10´ por adelantarse en la Salida
#121 Excluido por abandono del Recorrido

Margin of Victory	Avg. Speed	Best Lap Tm	Best Spd	Best Lap by
1 Vuelta	-	14:07.994	-	1 - ORIOI MENA VALDEARCOS

Parcmotor, Camp. España Cross-Country

Clasificado por vueltas

Carrera	Parcmotor 0,000 km	
Carrera	23/01/2011 11:00	
Carrera		

Pos.	Nº	Nombre	Vlts.	Dif. 1º	Dif.resp. anterior	Total Tº	Mejor Tm	En Vlt.	Marca
16	10	YON AGUIRREBEITIA MAIZTEGUI	9	2 Vueltas	1 Vuelta	2:35:16.858	16:29.609	7	GAS-GAS
17	8	OSCAR GONZALEZ ASENSIO	9	2 Vueltas	1:16.426	2:36:33.284	16:39.264	9	HONDA
18	11	EDGAR BARO RIUS	9	2 Vueltas	1:05.369	2:37:38.653	16:21.138	9	
19	15	ENRIQUE GARCIA MUÑOZ	9	2 Vueltas	23.909	2:38:02.562	16:11.083	9	KTM

No clasificado									
NT	13	ARNAU COLLELL SUBIRANAS		NT		0.000		0	KTM

Senior B										
1	61	YANNICK BRUGUES PEROTTI	10			2:41:26.943	15:08.876	7		
2	65	PASQUAL CANALS FLIX	10	41.598	41.598	2:42:08.541	15:42.231	10		
3	63	JORDI PEDRO SUBIRATS	10	1:51.028	1:09.430	2:43:17.971	15:47.826	8	KTM	
4	76	EDUARDO ALVAREZ BLANCO	10	11:55.809	10:04.781	2:53:22.752	15:42.252	7	GAS-GAS	
5	64	ASER URETA PRECIADO	9		1 Vuelta	2:30:25.589	15:58.244	6		
6	95	RUBEN LUENGO CORREDERA	9		1 Vuelta	43.588	2:31:09.177	16:19.653	9	YAMAHA
7	82	ANDRES BERNADAUS VILLANUA	9		1 Vuelta	2:27.965	2:33:37.142	15:45.171	9	HUSABERG
8	88	DAVID CORRALES GARCIA	9		1 Vuelta	10.924	2:33:48.066	16:18.571	9	HUSABERG
9	71	ALBERTO MACIAS SANCHEZ	9		1 Vuelta	3:04.357	2:36:52.423	16:44.828	7	HUSABERG
10	78	ANTONIO ATIENZA CHISBERT	9		1 Vuelta	32.366	2:37:24.789	16:50.510	9	KTM
11	68	ALVARO FORNIELES GARCIA	9		1 Vuelta	52.959	2:38:17.748	16:48.061	8	
12	97	RAMON MARTIN BALMES	9		1 Vuelta	12.451	2:38:30.199	16:57.987	8	KTM
13	85	CARLOS CASAS SANS	9		1 Vuelta	56.188	2:39:26.387	16:05.817	2	
14	73	IVAN OLEGO MORENO	9		1 Vuelta	9.994	2:39:36.381	16:41.510	9	
15	104	JOSE RAMON PALLARES COLOMAR	9		1 Vuelta	1:14.801	2:40:51.182	17:19.071	4	
16	118	JUAN VICENTE TUR RIERA	9		1 Vuelta	1:22.650	2:42:13.832	17:14.416	8	GAS-GAS
17	69	ALEJANDRO IGLESIAS FERNANDEZ	9		1 Vuelta	12.722	2:42:26.554	16:37.206	6	BETA
18	106	JOSEP PEDRO SUBIRATS	9		1 Vuelta	18.859	2:42:45.413	17:19.586	9	KTM
19	120	JOSEP VERS MACIA	9		1 Vuelta	7.693	2:42:53.106	17:27.575	9	HUSABERG
20	110	ALEJANDRO RODRIGUEZ GARCIA	9		1 Vuelta	1:48.049	2:44:41.155	17:23.007	5	GAS-GAS
21	123	XAVIER BOLET TETAS	9		1 Vuelta	4.562	2:44:45.717	17:02.592	7	YAMAHA
22	84	FRANCESC CAPDEVILA GOMEZ	9		1 Vuelta	6:36.765	2:51:22.482	16:37.315	2	
23	94	JOSE LOPEZ SOLER	8		2 Vueltas	2:29.514	2:29:51.474	16:52.702	8	GAS-GAS
24	91	HECTOR GUIRAL DE DIOS	8		2 Vueltas	17.949	2:30:09.423	17:09.589	8	KTM
25	101	JOAN MONTANER SOLA	8		2 Vueltas	16.271	2:30:25.694	18:01.614	7	
26	92	XAVIER LLIRO VALLS	8		2 Vueltas	1:57.907	2:32:23.601	17:18.218	2	YAMAHA
27	115	JUAN MANUEL SANTOS GONZALEZ	8		2 Vueltas	1:22.562	2:33:46.163	17:55.582	8	YAMAHA
28	113	MARIANO ROYES BARRAFON	8		2 Vueltas	10.988	2:33:57.151	18:00.178	5	HUSABERG
29	112	HECTOR ROMAN ROMAN	8		2 Vueltas	1:24.891	2:35:22.042	17:16.022	8	YAMAHA
30	122	AGUSTI ZAZURCA PORTA	8		2 Vueltas	29.074	2:35:51.116	18:08.416	8	
31	114	IGNACIO SANCHIS UTRABO	8		2 Vueltas	2:43.818	2:38:34.934	18:50.613	6	GAS-GAS
32	116	DAVID TORRALBA DIEGUEZ	8		2 Vueltas	6.584	2:38:41.518	17:26.501	7	YAMAHA
33	72	JAVIER SANZ AYUSO	8		2 Vueltas	9.498	2:38:51.016	18:33.152	8	
34	98	IGNACIO MARTIN JIMENEZ	8		2 Vueltas	17.773	2:39:08.789	17:56.129	8	KTM
35	79	JOSEP A. AVELLANEDO GARCIA	8		2 Vueltas	31.950	2:39:40.739	18:42.924	2	KTM
36	66	FELIPE GONZALEZ FERNANDEZ	8		2 Vueltas	15.660	2:39:56.399	18:22.796	7	
37	77	JORGE RAMON ARFELIS ARNO	8		2 Vueltas	1:21.412	2:41:17.811	18:13.774	8	KTM
38	105	SERGI PARRA RUIZ	8		2 Vueltas	5.136	2:41:22.947	19:08.359	6	GAS-GAS
39	119	JAVIER VALERA NAVARRO	8		2 Vueltas	31.762	2:41:54.709	19:07.488	8	GAS-GAS
40	102	JORDI MORERA BUSQUE	8		2 Vueltas	4:33.998	2:46:28.707	19:23.053	6	GAS-GAS
41	81	NOE BALDOMINOS	8		2 Vueltas	16.420	2:46:45.127	19:16.891	8	HUSABERG
42	103	MIQUEL MURILLO BLANCO	8		2 Vueltas	37.944	2:47:23.071	19:17.899	5	KTM
43	107	ILLE POLBACH CERDAN	7		3 Vueltas	1 Vuelta	2:32:11.682	19:07.273	7	KTM
44	111	EDUARD ROIG BERNADAS	7		3 Vueltas	17.361	2:32:29.043	20:12.573	4	KTM
45	90	JOSE MANUEL GUARASA GUTIERREZ	7		3 Vueltas	1:32.971	2:34:02.014	20:18.096	7	KTM
46	74	PEDRO M. ALBARAÑEZ GOMEZ	7		3 Vueltas	51.335	2:34:53.349	18:55.936	7	HONDA
47	99	CARLES MARTINEZ GOMEZ	7		3 Vueltas	45.561	2:35:38.910	20:00.168	3	KTM
48	83	LLUC BUSCA CATALA	7		3 Vueltas	7:59.436	2:43:38.346	19:48.030	6	
49	75	ALVARO ALONSO MORALES	7		3 Vueltas	1:03.451	2:44:41.797	17:18.838	7	KTM

Notificaciones

- #76 y 84, penalizados 10´ por adelantarse en la Salida
- #121 Excluido por abandono del Recorrido

Margin of Victory	Avg. Speed	Best Lap Tm	Best Spd	Best Lap by
1 Vuelta	-	14:07.994	-	1 - ORIOL MENA VALDEARCOS

El Jefe de Cronometraje Javie Royo-Villanova Hora: 	El Director de Carrera Hora:	El/los Comisarios Deportivos Hora:	Provisional <input type="checkbox"/> Definitiva <input type="checkbox"/>	
-----------------------------------------------------------------------------------------------------------------------------------------------------	----------------------------------------	----------------------------------------------	-----------------------------------------------------------------------------	---------------------------------------------------------------------------------------

Parcmotor, Camp. España Cross-Country

Clasificado por vueltas

Carrera Parcmotor 0,000 km
Carrera 23/01/2011 11:00
Carrera

Pos.	Nº	Nombre	Vits.	Dif. 1º	Dif.resp. anterior	Total Tº	Mejor Tm	En Vlt.	Marca
50	86	CARLES CEBALLOS NUÑEZ	6	4 Vueltas	1 Vuelta	2:32:17.497	21:38.708	6	
51	80	ORIOL BALCELLS TORRAS	6	4 Vueltas	14:16.891	2:46:34.388	23:11.922	6	KTM
52	108	LUIS REDONDO CASTELLANO	5	5 Vueltas	1 Vuelta	2:29:02.616	22:14.748	4	KTM
53	109	RAFAEL RODRIGUEZ CLEMENTE	5	5 Vueltas	30.675	2:29:33.291	20:48.197	5	KTM

No clasificado

NT	93	JOAN LOPEZ SANCHEZ	4	NT		1:29:32.260	18:54.002	2	
NT	96	MOISES LUNA MARTINEZ	4	NT		1:36:20.613	18:49.287	2	HUSABERG
NT	87	JULIO CESAR CHASCO DOMINGUEZ	2	NT		44:45.764	20:11.519	2	GAS-GAS
NT	117	NORBERT TORREGROSA NUIX	2	NT		53:44.264	24:12.559	2	YAMAHA
NT	67	ANTONI ROMERO PLANAS	1	NT		17:34.723	17:34.723	1	
NT	89	MANUEL FROUFE FERNANDEZ	1	NT		45:30.309	45:30.309	1	YAMAHA
NT	62	IGNACIO CABAU ALCOBENDAS		NT		0.000		0	HUSABERG
NT	70	ALBERT CARDONA NOVAS		NT		0.000		0	
NE	100	TOMAS MARTINEZ MARSAL		NE				0	
EX	121	ROGER VILA LORENZO	9	EX		2:40:13.133	15:54.032	7	GAS-GAS

Veterano

1	125	ANTONIO VALERO RAMOS	9			2:33:10.946	16:12.158	8	KTM
2	139	JOAN TOR FONT	9	6:37.863	6:37.863	2:39:48.809	17:07.862	8	HUSABERG
3	138	MARC SUCARRATS SABATES	9	7:36.818	58.955	2:40:47.764	17:00.717	8	KTM
4	127	CARLOS SANCHEZ FERRER	8	1 Vuelta	1 Vuelta	2:30:40.677	18:01.257	7	KTM
5	134	GABRIEL NARANJO TARDIO	8	1 Vuelta	2:34.566	2:33:15.243	18:04.372	8	YAMAHA
6	131	JOSEP BRUCH AMBROS	8	1 Vuelta	26.813	2:33:42.056	17:26.621	8	
7	136	RAMON PUJOL DANOT	8	1 Vuelta	6:52.329	2:40:34.385	18:31.126	8	KTM
8	130	JOSE A. ARRIADA ELIZALDE	7	2 Vueltas	1 Vuelta	2:26:46.875	19:34.586	7	KTM
9	135	LLUIS PIERA SOLE	7	2 Vueltas	10:44.189	2:37:31.064	19:46.670	4	
10	128	JORDI JUNOY ROCA	6	3 Vueltas	1 Vuelta	2:27:45.478	22:41.717	4	

No clasificado

NT	132	SIMON GARCIA MODENES	2	NT		51:46.678	24:16.585	1	GAS-GAS
NT	137	JOSE LUIS SANZ BOLUDA		NT		0.000		0	KTM
NE	126	CARLOS DE JUAN FUERTES		NE				0	KTM
NE	129	MARCEL ALBOS SORRIBES		NE				0	

Notificaciones

#76 y 84, penalizados 10´ por adelantarse en la Salida
#121 Excluido por abandono del Recorrido

Margin of Victory	Avg. Speed	Best Lap Tm	Best Spd	Best Lap by
1 Vuelta	-	14:07.994	-	1 - ORIOL MENA VALDEARCOS

www.sport-adventure.net

Orbits

El Jefe de Cronometraje
Javie Royo-Villanova
Hora:

El Director de Carrera
Hora:

El/los Comisarios Deportivos
Hora:


Provisional
Definitiva



Parcmotor, Camp. España Cross-Country

Parcmotor 0,000 km

23/01/2011 11:00




Carrera
Carrera
Carrera

Vuelta	empo de vuelta	Dif. resp. 1°	Hora del día
(1) ORIOL MENA VALDEARCOS			
1	14:07.994		11:28:19.994
2	15:07.429	+59.435	11:43:27.423
3	15:04.144	+56.150	11:58:31.567
4	15:30.024	+1:22.030	12:14:01.591
5	14:47.444	+39.450	12:28:49.035
6	14:34.183	+26.189	12:43:23.218
7	14:28.286	+20.292	12:57:51.504
8	15:02.629	+54.635	13:12:54.133
9	14:18.425	+10.431	13:27:12.558
10	14:35.241	+27.247	13:41:47.799
11	14:42.041	+34.047	13:56:29.840
(14) JORDAN CURVALLE			
1	15:45.648	+1:16.890	11:29:57.648
2	15:36.612	+1:07.854	11:45:34.260
3	15:13.297	+44.539	12:00:47.557
4	15:55.492	+1:26.734	12:16:43.049
5	15:08.625	+39.867	12:31:51.674
6	15:23.101	+54.343	12:47:14.775
7	14:57.104	+28.346	13:02:11.879
8	15:44.570	+1:15.812	13:17:56.449
9	15:05.644	+36.886	13:33:02.093
10	14:28.758		13:47:30.851
(6) MARC SOLA TERRADELLAS			
1	15:22.516	+49.240	11:29:34.516
2	15:36.623	+1:03.347	11:45:11.139
3	15:32.991	+59.715	12:00:44.130
4	15:32.915	+59.639	12:16:17.045
5	16:17.406	+1:44.130	12:32:34.451
6	15:24.891	+51.615	12:47:59.342
7	15:28.591	+55.315	13:03:27.933
8	15:02.569	+29.293	13:18:30.502
9	14:58.086	+24.810	13:33:28.588
10	14:33.276		13:48:01.864
(3) MIQUEL GARCIA SANCHEZ			
1	16:03.659	+1:31.214	11:30:15.659
2	15:40.311	+1:07.866	11:45:55.970
3	15:45.532	+1:13.087	12:01:41.502
4	16:12.542	+1:40.097	12:17:54.044
5	15:25.500	+53.055	12:33:19.544
6	14:55.411	+22.966	12:48:14.955
7	15:02.802	+30.357	13:03:17.757
8	15:26.900	+54.455	13:18:44.657
9	14:46.247	+13.802	13:33:30.904
10	14:32.445		13:48:03.349
(20) ELOI SALSENCH CONSTANCIO			
1	15:47.167	+1:17.719	11:29:59.167
2	15:43.424	+1:13.976	11:45:42.591
3	15:44.662	+1:15.214	12:01:27.253
4	16:18.965	+1:49.517	12:17:46.218
5	15:24.995	+55.547	12:33:11.213
6	14:58.446	+28.998	12:48:09.659
7	15:34.077	+1:04.629	13:03:43.736
8	15:14.476	+45.028	13:18:58.212
9	14:52.214	+22.766	13:33:50.426
10	14:29.448		13:48:19.874
(9) LUIS A. AYENSA ALARCON			
1	16:07.124	+1:10.300	11:30:19.124
2	16:05.618	+1:08.794	11:46:24.742
3	15:54.863	+58.039	12:02:19.605

Vuelta	empo de vuelta	Dif. resp. 1°	Hora del día
4	16:07.642	+1:10.818	12:18:27.247
5	16:27.727	+1:30.903	12:34:54.974
6	15:26.271	+29.447	12:50:21.245
7	15:12.727	+15.903	13:05:33.972
8	15:06.516	+9.692	13:20:40.488
9	15:20.364	+23.540	13:36:00.852
10	14:56.824		13:50:57.676
(17) DANIEL GIBERT GATELL			
1	15:55.569	+50.722	11:30:07.569
2	15:37.992	+33.145	11:45:45.561
3	15:44.308	+39.461	12:01:29.869
4	15:22.594	+17.747	12:16:52.463
5	15:41.127	+36.280	12:32:33.590
6	16:29.109	+1:24.262	12:49:02.699
7	15:50.025	+45.178	13:04:52.724
8	15:39.565	+34.718	13:20:32.289
9	15:29.857	+25.010	13:36:02.146
10	15:04.847		13:51:06.993
(18) BORJA NIETO HAZAS			
1	15:58.660	+32.076	11:30:10.660
2	16:05.864	+39.280	11:46:16.524
3	15:53.639	+27.055	12:02:10.163
4	16:01.287	+34.703	12:18:11.450
5	15:42.591	+16.007	12:33:54.041
6	16:24.131	+57.547	12:50:18.172
7	15:26.584		13:05:44.756
8	15:33.681	+7.097	13:21:18.437
9	15:42.778	+16.194	13:37:01.215
10	15:44.702	+18.118	13:52:45.917
(21) JOAN P. SEGURA VERDAGUER			
1	15:36.158	+26.138	11:29:48.158
2	15:49.847	+39.827	11:45:38.005
3	17:15.957	+2:05.937	12:02:53.962
4	15:51.915	+41.895	12:18:45.877
5	15:28.438	+18.418	12:34:14.315
6	17:06.017	+1:55.997	12:51:20.332
7	15:10.020		13:06:30.352
8	15:26.507	+16.487	13:21:56.859
9	15:31.091	+21.071	13:37:27.950
10	15:31.846	+21.826	13:52:59.796
(4) CARLOS MARTINEZ BLAZQUEZ			
1	16:26.709	+1:28.664	11:30:38.709
2	16:26.981	+1:28.936	11:47:05.690
3	15:51.672	+53.627	12:02:57.362
4	15:47.618	+49.573	12:18:44.980
5	17:58.066	+3:00.021	12:36:43.046
6	15:29.540	+31.495	12:52:12.586
7	15:18.519	+20.474	13:07:31.105
8	15:13.512	+15.467	13:22:44.617
9	15:22.991	+24.946	13:38:07.608
10	14:58.045		13:53:05.653
(7) MELCIOR FAJA BELTRAN			
1	15:45.407	+42.851	11:29:57.407
2	15:48.004	+45.448	11:45:45.411
3	15:43.347	+40.791	12:01:28.758
4	17:33.136	+2:30.580	12:19:01.894
5	15:46.125	+43.569	12:34:48.019
6	16:14.410	+1:11.854	12:51:02.429
7	15:15.289	+12.733	13:06:17.718
8	16:31.169	+1:28.613	13:22:48.887
9	15:22.977	+20.421	13:38:11.864

Vuelta	empo de vuelta	Dif. resp. 1°	Hora del día
10	15:02.556		13:53:14.420
(5) ALEJANDRO FABIO ANDREU BATLLES			
1	15:42.463	+7.192	11:29:54.463
2	16:18.967	+43.696	11:46:13.430
3	15:59.305	+24.034	12:02:12.735
4	16:13.289	+38.018	12:18:26.024
5	17:08.849	+1:33.578	12:35:34.873
6	15:49.649	+14.378	12:51:24.522
7	15:52.738	+17.467	13:07:17.260
8	15:36.675	+1.404	13:22:53.935
9	15:35.271		13:38:29.206
10	15:36.988	+1.717	13:54:06.194
(12) RUBEN BENEYTO BOTELLA			
1	16:13.199	+59.849	11:30:25.199
2	16:38.057	+1:24.707	11:47:03.256
3	16:19.992	+1:06.642	12:03:23.248
4	16:00.522	+47.172	12:19:23.770
5	17:19.888	+2:06.538	12:36:43.658
6	15:34.235	+20.885	12:52:17.893
7	15:27.862	+14.512	13:07:45.755
8	15:13.350		13:22:59.105
9	15:30.673	+17.323	13:38:29.778
10	15:41.342	+27.992	13:54:11.120
(16) ALVARO GARCIA RUIZ			
1	16:25.930	+51.915	11:30:37.930
2	16:20.729	+46.714	11:46:58.659
3	15:57.851	+23.836	12:02:56.510
4	16:53.181	+1:19.166	12:19:49.691
5	16:19.653	+45.638	12:36:09.344
6	15:34.205	+0.190	12:51:43.549
7	16:24.060	+50.045	13:08:07.609
8	15:34.015		13:23:41.624
9	15:34.634	+0.619	13:39:16.258
10	15:44.734	+10.719	13:55:00.992
(61) YANNICK BRUGUES PEROTTI			
1	16:13.809	+1:04.933	11:32:32.628
2	16:46.018	+1:37.142	11:49:18.646
3	17:19.491	+2:10.615	12:06:38.137
4	17:08.060	+1:59.184	12:23:46.197
5	16:15.808	+1:06.932	12:40:02.005
6	15:55.226	+46.350	12:55:57.231
7	15:08.876		13:11:06.107
8	15:18.203	+9.327	13:26:24.310
9	15:32.067	+23.191	13:41:56.377
10	15:49.385	+40.509	13:57:45.762
(45) RAMON QUER MOLGO			
1	16:21.983	+38.130	11:30:33.983
2	16:18.284	+34.431	11:46:52.267
3	16:01.004	+17.151	12:02:53.271
4	16:06.049	+22.196	12:18:59.320
5	17:14.833	+1:30.980	12:36:14.153
6	15:43.853		12:51:58.006
7	15:47.012	+3.159	13:07:45.018
8	16:03.426	+19.573	13:23:48.444
9	15:47.315	+3.462	13:39:35.759
10	16:26.773	+42.920	13:56:02.532
(65) PASQUAL CANALS FLIX			
1	16:44.273	+1:02.042	11:33:05.644
2	16:12.782	+30.551	11:49:18.426
3	15:52.608	+10.377	12:05:11.034

El Jefe de Cronometraje
Javie Royo-Villanova
Hora: 

El Director de Carrera
Hora:

El/los Comisarios Deportivos
Hora:

Provisional
Definitiva
 **Sport ADVENTURE**
Página 1/6

Parcmotor, Camp. España Cross-Country

Parcmotor 0,000 km

23/01/2011 11:00

Carrera

Carrera

Carrera

	Vuelta	empo de vuelta	Dif. resp. 1°	Hora del día
	4	16:21.956	+39.725	12:21:32.990
	5	17:12.922	+1:30.691	12:38:45.912
	6	16:01.536	+19.305	12:54:47.448
	7	15:48.905	+6.674	13:10:36.353
	8	16:00.276	+18.045	13:26:36.629
	9	16:11.052	+28.821	13:42:47.681
	10	15:42.231		13:58:29.912

(63) JORDI PEDRO SUBIRATS

	Vuelta	empo de vuelta	Dif. resp. 1°	Hora del día
	1	16:51.381	+1:03.555	11:33:10.511
	2	16:30.839	+43.013	11:49:41.350
	3	16:34.225	+46.399	12:06:15.575
	4	16:08.693	+20.867	12:22:24.268
	5	16:59.637	+1:11.811	12:39:23.905
	6	16:24.910	+37.084	12:55:48.815
	7	15:51.064	+3.238	13:11:39.879
	8	15:47.826		13:27:27.705
	9	16:01.722	+13.896	13:43:29.427
	10	16:07.674	+19.848	13:59:37.101

(46) CARLES SALSENCH CONSTANCIO

	Vuelta	empo de vuelta	Dif. resp. 1°	Hora del día
	1	16:39.224	+49.412	11:30:51.224
	2	16:24.362	+34.550	11:47:15.586
	3	16:00.078	+10.266	12:03:15.664
	4	17:24.159	+1:34.347	12:20:39.823
	5	16:20.303	+30.491	12:37:00.126
	6	16:04.485	+14.673	12:53:04.611
	7	17:02.312	+1:12.500	13:10:06.923
	8	15:49.812		13:25:56.735
	9	15:55.415	+5.603	13:41:52.150
	10	15:50.954	+1.142	13:57:43.104

(40) FRANCISCO JOSE MATEU BERMEJO

	Vuelta	empo de vuelta	Dif. resp. 1°	Hora del día
	1	16:09.212	+29.286	11:30:21.212
	2	16:49.708	+1:09.782	11:47:10.920
	3	16:23.711	+43.785	12:03:34.631
	4	17:13.940	+1:34.014	12:20:48.571
	5	17:12.806	+1:32.880	12:38:01.377
	6	16:08.202	+28.276	12:54:09.579
	7	16:19.760	+39.834	13:10:29.339
	8	15:39.926		13:26:09.265
	9	15:52.985	+13.059	13:42:02.250
	10	16:13.865	+33.939	13:58:16.115

(19) ISAAC PONS ADROGUE

	Vuelta	empo de vuelta	Dif. resp. 1°	Hora del día
	1	16:44.715	+58.542	11:30:56.715
	2	16:43.852	+57.679	11:47:40.567
	3	16:35.615	+49.442	12:04:16.182
	4	16:46.204	+1:00.031	12:21:02.386
	5	16:36.740	+50.567	12:37:39.126
	6	17:13.489	+1:27.316	12:54:52.615
	7	15:46.173		13:10:38.788
	8	15:53.556	+7.383	13:26:32.344
	9	15:49.676	+3.503	13:42:22.020
	10	16:10.575	+24.402	13:58:32.595

(41) KIRIAN MIRABET VIDIELLA

	Vuelta	empo de vuelta	Dif. resp. 1°	Hora del día
	1	15:56.658	+1.922	11:30:08.658
	2	16:44.877	+50.141	11:46:53.535
	3	16:36.083	+41.347	12:03:29.618
	4	17:11.400	+1:16.664	12:20:41.018
	5	17:37.409	+1:42.673	12:38:18.427
	6	16:28.389	+33.653	12:54:46.816
	7	16:02.034	+7.298	13:10:48.850
	8	15:54.736		13:26:43.586
	9	16:16.046	+21.310	13:42:59.632

	Vuelta	empo de vuelta	Dif. resp. 1°	Hora del día
	10	16:17.451	+22.715	13:59:17.083

(38) HERIBERTO CRUZ VAZQUEZ

	Vuelta	empo de vuelta	Dif. resp. 1°	Hora del día
	1	18:16.320	+2:05.259	11:32:28.320
	2	16:59.193	+48.132	11:49:27.513
	3	16:54.944	+43.883	12:06:22.457
	4	17:07.628	+56.567	12:23:30.085
	5	16:21.799	+10.738	12:39:51.884
	6	16:11.061		12:56:02.945
	7	16:15.966	+4.905	13:12:18.911
	8	16:17.959	+6.898	13:28:36.870
	9	16:25.790	+14.729	13:45:02.660
	10	18:06.893	+1:55.832	14:03:09.553

(76) EDUARDO ALVAREZ BLANCO

	Vuelta	empo de vuelta	Dif. resp. 1°	Hora del día
	1	16:24.389	+42.137	11:30:36.485
	2	16:52.408	+1:10.156	11:47:28.893
	3	16:35.415	+53.163	12:04:04.308
	4	16:46.703	+1:04.451	12:20:51.011
	5	17:33.793	+1:51.541	12:38:24.804
	6	16:03.430	+21.178	12:54:28.234
	7	15:42.252		13:10:10.486
	8	15:48.455	+6.203	13:25:58.941
	9	15:48.250	+5.998	13:41:47.191
	10	15:47.657	+5.405	13:57:34.848

(64) ASER URETA PRECIADO

	Vuelta	empo de vuelta	Dif. resp. 1°	Hora del día
	1	16:21.726	+23.482	11:32:40.725
	2	16:51.659	+53.415	11:49:32.384
	3	16:22.046	+23.802	12:05:54.430
	4	16:19.368	+21.124	12:22:13.798
	5	17:43.141	+1:44.897	12:39:56.939
	6	15:58.244		12:55:55.183
	7	17:42.385	+1:44.141	13:13:37.568
	8	16:29.850	+31.606	13:30:07.418
	9	16:37.170	+38.926	13:46:44.588

(42) JESUS PEDRAJAS ROMERO

	Vuelta	empo de vuelta	Dif. resp. 1°	Hora del día
	1	16:00.900		11:30:12.900
	2	17:30.441	+1:29.541	11:47:43.341
	3	16:55.913	+55.013	12:04:39.254
	4	18:11.117	+2:10.217	12:22:50.371
	5	17:02.122	+1:01.222	12:39:52.493
	6	16:23.209	+22.309	12:56:15.702
	7	16:25.728	+24.828	13:12:41.430
	8	16:02.205	+1.305	13:28:43.635
	9	16:33.342	+32.442	13:45:16.977

(95) RUBEN LUENGO CORREDERA

	Vuelta	empo de vuelta	Dif. resp. 1°	Hora del día
	1	16:43.288	+23.635	11:33:01.738
	2	17:11.072	+51.419	11:50:12.810
	3	16:35.901	+16.248	12:06:48.711
	4	18:01.333	+1:41.680	12:24:50.044
	5	16:24.411	+4.758	12:41:14.455
	6	16:57.230	+37.577	12:58:11.685
	7	16:19.916	+0.263	13:14:31.601
	8	16:36.373	+16.720	13:31:07.974
	9	16:19.653		13:47:27.627

(125) ANTONIO VALERO RAMOS

	Vuelta	empo de vuelta	Dif. resp. 1°	Hora del día
	1	18:13.428	+2:01.270	11:36:46.802
	2	17:12.609	+1:00.451	11:53:59.411
	3	17:42.951	+1:30.793	12:11:42.362
	4	17:56.088	+1:43.930	12:29:38.450
	5	16:28.990	+16.832	12:46:07.440
	6	16:31.294	+19.136	13:02:38.734

	Vuelta	empo de vuelta	Dif. resp. 1°	Hora del día
	7	16:37.099	+24.941	13:19:15.833
	8	16:12.158		13:35:27.991
	9	16:16.329	+4.171	13:51:44.320

(82) ANDRES BERNADAUS VILLANUA

	Vuelta	empo de vuelta	Dif. resp. 1°	Hora del día
	1	19:15.838	+3:30.667	11:35:35.399
	2	17:12.320	+1:27.149	11:52:47.719
	3	17:26.399	+1:41.228	12:10:14.118
	4	18:36.178	+2:51.007	12:28:50.296
	5	16:31.427	+46.256	12:45:21.723
	6	16:03.791	+18.620	13:01:25.514
	7	16:35.396	+50.225	13:18:00.910
	8	16:10.622	+25.451	13:34:11.532
	9	15:45.171		13:49:56.703

(157) MANEL CUNI ARENAS

	Vuelta	empo de vuelta	Dif. resp. 1°	Hora del día
	1	17:49.312	+1:47.505	11:36:23.373
	2	17:12.041	+1:10.234	11:53:35.414
	3	17:14.382	+1:12.575	12:10:49.796
	4	17:06.051	+1:04.244	12:27:55.847
	5	16:50.108	+48.301	12:44:45.955
	6	18:35.085	+2:33.278	13:03:21.040
	7	16:26.159	+24.352	13:19:47.199
	8	16:32.650	+30.843	13:36:19.849
	9	16:01.807		13:52:21.656

(88) DAVID CORRALES GARCIA

	Vuelta	empo de vuelta	Dif. resp. 1°	Hora del día
	1	17:11.924	+53.353	11:33:30.122
	2	16:48.983	+30.412	11:50:19.105
	3	17:04.198	+45.627	12:07:23.303
	4	17:46.515	+1:27.944	12:25:09.818
	5	16:52.661	+34.090	12:42:02.479
	6	17:12.161	+53.590	12:59:14.640
	7	17:38.766	+1:20.195	13:16:53.406
	8	16:54.287	+35.716	13:33:47.693
	9	16:18.571		13:50:06.264

(10) YON AGUIRREBEITIA MAIZTEGUI

	Vuelta	empo de vuelta	Dif. resp. 1°	Hora del día
	1	17:55.394	+1:25.785	11:32:07.394
	2	17:14.172	+44.563	11:49:21.566
	3	17:21.231	+51.622	12:06:42.797
	4	19:22.548	+2:52.939	12:26:05.345
	5	16:33.309	+3.700	12:42:38.654
	6	16:34.870	+5.261	12:59:13.524
	7	16:29.609		13:15:43.133
	8	16:46.113	+16.504	13:32:29.246
	9	16:59.612	+30.003	13:49:28.858

(8) OSCAR GONZALEZ ASENSIO

	Vuelta	empo de vuelta	Dif. resp. 1°	Hora del día
	1	18:48.625	+2:09.361	11:33:00.625
	2	17:20.290	+41.026	11:50:20.915
	3	17:18.579	+39.315	12:07:39.494
	4	18:15.177	+1:35.913	12:25:54.671
	5	17:13.375	+34.111	12:43:08.046
	6	17:01.631	+22.367	13:00:09.677
	7	16:54.674	+15.410	13:17:04.351
	8	17:01.669	+22.405	13:34:06.020
	9	16:39.264		13:50:45

Parcmotor, Camp. España Cross-Country

Parcmotor 0,000 km

23/01/2011 11:00

Carrera

Carrera

Carrera

Vuelta	empo de vuelta	Dif. resp. 1°	Hora del día
7	17:07.766	+21.427	13:17:11.689
8	16:46.339		13:33:58.028
9	16:57.541	+11.202	13:50:55.569

(35) SERGI SANGRA LLUCH

Vuelta	empo de vuelta	Dif. resp. 1°	Hora del día
1	18:25.993	+2:04.066	11:32:37.993
2	17:19.246	+57.319	11:49:57.239
3	17:28.686	+1:06.759	12:07:25.925
4	17:14.540	+52.613	12:24:40.465
5	18:03.608	+1:41.681	12:42:44.073
6	17:13.646	+51.719	12:59:57.719
7	17:38.448	+1:16.521	13:17:36.167
8	16:59.452	+37.525	13:34:35.619
9	16:21.927		13:50:57.546

(71) ALBERTO MACIAS SANCHEZ

Vuelta	empo de vuelta	Dif. resp. 1°	Hora del día
1	18:02.690	+1:17.862	11:34:22.381
2	17:10.170	+25.342	11:51:32.551
3	17:19.708	+34.880	12:08:52.259
4	17:34.050	+49.222	12:26:26.309
5	17:36.885	+52.057	12:44:03.194
6	17:41.936	+57.108	13:01:45.130
7	16:44.828		13:18:29.958
8	17:20.474	+35.646	13:35:50.432
9	17:21.682	+36.854	13:53:12.114

(78) ANTONIO ATIENZA CHISBERT

Vuelta	empo de vuelta	Dif. resp. 1°	Hora del día
1	17:50.667	+1:00.157	11:34:08.918
2	17:15.659	+25.149	11:51:24.577
3	18:12.245	+1:21.735	12:09:36.822
4	18:15.714	+1:25.204	12:27:52.536
5	17:53.443	+1:02.933	12:45:45.979
6	17:11.846	+21.336	13:02:57.825
7	16:59.940	+9.430	13:19:57.765
8	16:54.765	+4.255	13:36:52.530
9	16:50.510		13:53:43.040

(11) EDGAR BARO RIUS

Vuelta	empo de vuelta	Dif. resp. 1°	Hora del día
1	20:38.322	+4:17.184	11:34:50.322
2	17:13.355	+52.217	11:52:03.677
3	18:35.332	+2:14.194	12:10:39.009
4	17:01.832	+40.694	12:27:40.841
5	16:50.973	+29.835	12:44:31.814
6	16:51.811	+30.673	13:01:23.625
7	17:40.753	+1:19.615	13:19:04.378
8	16:25.137	+3.999	13:35:29.515
9	16:21.138		13:51:50.653

(15) ENRIQUE GARCIA MUÑOZ

Vuelta	empo de vuelta	Dif. resp. 1°	Hora del día
1	19:30.788	+3:19.705	11:33:42.788
2	17:33.997	+1:22.914	11:51:16.785
3	18:44.468	+2:33.385	12:10:01.253
4	17:39.114	+1:28.031	12:27:40.367
5	18:20.754	+2:09.671	12:46:01.121
6	16:41.706	+30.623	13:02:42.827
7	16:41.014	+29.931	13:19:23.841
8	16:39.638	+28.555	13:36:03.479
9	16:11.083		13:52:14.562

(68) ALVARO FORNIELES GARCIA

Vuelta	empo de vuelta	Dif. resp. 1°	Hora del día
1	17:34.046	+45.985	11:33:52.270
2	17:37.273	+49.212	11:51:29.543
3	18:09.823	+1:21.762	12:09:39.366
4	18:50.716	+2:02.655	12:28:30.082
5	17:35.330	+47.269	12:46:05.412
6	17:24.022	+35.961	13:03:29.434

Vuelta	empo de vuelta	Dif. resp. 1°	Hora del día
7	17:08.855	+20.794	13:20:38.289
8	16:48.061		13:37:26.350
9	17:09.622	+21.561	13:54:35.972

(97) RAMON MARTIN BALMES

Vuelta	empo de vuelta	Dif. resp. 1°	Hora del día
1	17:58.537	+1:00.550	11:34:17.236
2	17:44.879	+46.892	11:52:02.115
3	18:04.568	+1:06.581	12:10:06.683
4	18:33.229	+1:35.242	12:28:39.912
5	17:31.383	+33.396	12:46:11.295
6	17:16.195	+18.208	13:03:27.490
7	17:08.819	+10.832	13:20:36.309
8	16:57.987		13:37:34.296
9	17:14.602	+16.615	13:54:48.898

(150) FRANCISCO IZQUIERDO IZQUIERDO

Vuelta	empo de vuelta	Dif. resp. 1°	Hora del día
1	19:11.193	+2:26.360	11:37:45.890
2	17:40.340	+55.507	11:55:26.230
3	17:28.925	+44.092	12:12:55.155
4	18:07.280	+1:22.447	12:31:02.435
5	18:35.526	+1:50.693	12:49:37.961
6	17:17.045	+32.212	13:06:55.006
7	17:09.005	+24.172	13:24:04.011
8	16:44.833		13:40:48.844
9	16:50.176	+5.343	13:57:39.020

(85) CARLOS CASAS SANS

Vuelta	empo de vuelta	Dif. resp. 1°	Hora del día
1	19:55.341	+3:49.524	11:36:14.514
2	16:05.817		11:52:20.331
3	18:44.005	+2:38.188	12:11:04.336
4	19:19.419	+3:13.602	12:30:23.755
5	17:19.541	+1:13.724	12:47:43.296
6	16:54.652	+48.835	13:04:37.948
7	16:38.448	+32.631	13:21:16.396
8	17:27.498	+1:21.681	13:38:43.894
9	17:01.666	+55.849	13:55:45.560

(73) IVAN OULEGO MORENO

Vuelta	empo de vuelta	Dif. resp. 1°	Hora del día
1	19:27.561	+2:46.051	11:35:56.934
2	17:26.054	+44.544	11:53:22.988
3	17:36.420	+54.910	12:10:59.408
4	19:11.988	+2:30.478	12:30:11.396
5	17:56.517	+1:15.007	12:48:07.913
6	17:33.081	+51.571	13:05:40.994
7	16:58.981	+17.471	13:22:39.975
8	16:44.269	+2.759	13:39:24.244
9	16:41.510		13:56:05.754

(139) JOAN TOR FONT

Vuelta	empo de vuelta	Dif. resp. 1°	Hora del día
1	17:50.537	+42.675	11:36:23.817
2	17:21.592	+13.730	11:53:45.409
3	18:16.756	+1:08.894	12:12:02.165
4	18:27.306	+1:19.444	12:30:29.471
5	17:41.239	+33.377	12:48:10.710
6	17:47.501	+39.639	13:05:58.211
7	17:36.684	+28.822	13:23:34.895
8	17:07.862		13:40:42.757
9	17:39.332	+31.470	13:58:22.089

(138) MARC SUCARRATS SABATES

Vuelta	empo de vuelta	Dif. resp. 1°	Hora del día
1	19:16.466	+2:15.749	11:37:50.096
2	18:18.489	+1:17.772	11:56:08.585
3	18:02.950	+1:02.233	12:14:11.535
4	18:55.919	+1:55.202	12:33:07.454
5	17:33.113	+32.396	12:50:40.567
6	17:24.058	+23.341	13:08:04.625

Vuelta	empo de vuelta	Dif. resp. 1°	Hora del día
7	17:13.906	+13.189	13:25:18.531
8	17:00.717		13:42:19.248
9	17:02.146	+1.429	13:59:21.394

(104) JOSE RAMON PALLARES COLOMAR

Vuelta	empo de vuelta	Dif. resp. 1°	Hora del día
1	18:27.569	+1:08.498	11:34:46.424
2	17:58.519	+39.448	11:52:44.943
3	19:02.962	+1:43.891	12:11:47.905
4	17:19.071		12:29:06.976
5	17:26.536	+7.465	12:46:33.512
6	17:23.736	+4.665	13:03:57.248
7	18:24.349	+1:05.278	13:22:21.597
8	17:25.690	+6.619	13:39:47.287
9	17:22.750	+3.679	13:57:10.037

(118) JUAN VICENTE TUR RIERA

Vuelta	empo de vuelta	Dif. resp. 1°	Hora del día
1	19:48.959	+2:34.543	11:36:10.315
2	17:34.025	+19.609	11:53:44.340
3	18:45.503	+1:31.087	12:12:29.843
4	17:31.372	+16.956	12:30:01.215
5	18:03.950	+49.534	12:48:05.165
6	18:36.958	+1:22.542	13:06:42.123
7	17:18.285	+3.869	13:24:00.408
8	17:14.416		13:41:14.824
9	17:20.364	+5.948	13:58:35.188

(69) ALEJANDRO IGLESIAS FERNANDEZ

Vuelta	empo de vuelta	Dif. resp. 1°	Hora del día
1	22:41.664	+6:04.458	11:39:04.914
2	18:45.288	+2:08.082	11:57:50.202
3	17:38.484	+1:01.278	12:15:28.686
4	18:50.237	+2:13.031	12:34:18.923
5	17:02.103	+24.897	12:51:21.026
6	16:37.206		13:07:58.232
7	17:00.987	+23.781	13:24:59.219
8	16:37.778	+0.572	13:41:36.997
9	17:12.807	+35.601	13:58:49.804

(106) JOSEP PEDRO SUBIRATS

Vuelta	empo de vuelta	Dif. resp. 1°	Hora del día
1	19:09.723	+1:50.137	11:35:28.017
2	17:56.697	+37.111	11:53:24.714
3	17:41.075	+21.489	12:11:05.789
4	19:28.086	+2:08.500	12:30:33.875
5	18:24.758	+1:05.172	12:48:58.633
6	17:20.474	+0.888	13:06:19.107
7	17:44.129	+24.543	13:24:03.236
8	17:40.885	+21.299	13:41:44.121
9	17:19.586		13:59:03.707

(120) JOSEP VERS MACIA

Vuelta	empo de vuelta	Dif. resp. 1°	Hora del día
1	17:49.751	+22.176	11:34:09.976
2	17:37.362	+9.787	11:51:47.338
3	18:41.705	+1:14.130	12:10:29.043
4	18:26.663	+59.088	12:28:55.706
5	19:07.608	+1:40.033	12:48:03.314
6	17:51.549	+23.974	13:05:54.863
7	17:57.328	+29.753	13:23:52.191
8	17:53.565	+25.990	13:41:45.756
9	17:27.575		13:59:13.331

(110) ALEJANDRO RODRIGUEZ GARCIA

Vuelta	empo de vuelta	Dif. resp. 1°	Hora del día
1	21:03.096	+3:40.089	11:37:21.176
2	18:16.082	+53.075	11:55:37.258
3	17:58.184	+35.177	12:13:35.442
4	18:45.176	+1:22.169	12:32:20.618
5	17:23.007		12:49:43.625
6	17:40.480	+17.473	13:07:24.105


El Jefe de Cronometraje



Parcmotor, Camp. España Cross-Country

Parcmotor 0,000 km

23/01/2011 11:00



Carrera

Carrera

Carrera

Vuelta	empo de vuelta	Dif. resp. 1°	Hora del día
7	17:54.080	+31.073	13:25:18.185
8	18:06.539	+43.532	13:43:24.724
9	17:34.511	+11.504	14:00:59.235

(123) XAVIER BOLET TETAS			
Vuelta	empo de vuelta	Dif. resp. 1°	Hora del día
1	18:47.137	+1:44.545	11:35:07.262
2	17:45.521	+42.929	11:52:52.783
3	17:50.357	+47.765	12:10:43.140
4	18:52.190	+1:49.598	12:29:35.330
5	20:00.047	+2:57.455	12:49:35.377
6	19:37.715	+2:35.123	13:09:13.092
7	17:02.592		13:26:15.684
8	17:12.221	+9.629	13:43:27.905
9	17:37.937	+35.345	14:01:05.842

(37) ORIOL CASANY MASRAMON			
Vuelta	empo de vuelta	Dif. resp. 1°	Hora del día
1	20:07.214	+2:51.249	11:34:19.214
2	17:49.438	+33.473	11:52:08.652
3	18:31.134	+1:15.169	12:10:39.786
4	19:45.384	+2:29.419	12:30:25.170
5	17:51.629	+35.664	12:48:16.799
6	17:56.328	+40.363	13:06:13.127
7	18:01.126	+45.161	13:24:14.253
8	17:47.910	+31.945	13:42:02.163
9	17:15.965		13:59:18.128

(84) FRANCESC CAPDEVILA GOMEZ			
Vuelta	empo de vuelta	Dif. resp. 1°	Hora del día
1	20:00.111	+3:22.796	11:34:12.208
2	16:37.315		11:50:49.523
3	17:52.261	+1:14.946	12:08:41.784
4	19:36.303	+2:58.988	12:28:18.087
5	17:43.064	+1:05.749	12:46:01.151
6	17:10.065	+32.750	13:03:11.216
7	17:17.558	+40.243	13:20:28.774
8	18:21.364	+1:44.049	13:38:50.138
9	16:44.441	+7.126	13:55:34.579

(151) JOSE LUIS IZQUIERDO IZQUIERDO			
Vuelta	empo de vuelta	Dif. resp. 1°	Hora del día
1	21:39.270	+4:06.441	11:40:28.692
2	18:40.665	+1:07.836	11:59:09.357
3	18:14.524	+41.695	12:17:23.881
4	19:18.303	+1:45.474	12:36:42.184
5	17:47.598	+14.769	12:54:29.782
6	18:30.120	+57.291	13:12:59.902
7	17:42.611	+9.782	13:30:42.513
8	17:32.829		13:48:15.342

(94) JOSE LOPEZ SOLER			
Vuelta	empo de vuelta	Dif. resp. 1°	Hora del día
1	19:54.410	+3:01.708	11:36:13.849
2	19:32.677	+2:39.975	11:55:46.526
3	19:02.610	+2:09.908	12:14:49.136
4	19:15.378	+2:22.676	12:34:04.514
5	18:19.623	+1:26.921	12:52:24.137
6	19:26.758	+2:34.056	13:11:50.895
7	17:27.316	+34.614	13:29:18.211
8	16:52.702		13:46:10.913

(91) HECTOR GUIRAL DE DIOS			
Vuelta	empo de vuelta	Dif. resp. 1°	Hora del día
1	19:52.823	+2:43.234	11:36:11.382
2	18:53.698	+1:44.109	11:55:05.080
3	19:10.982	+2:01.393	12:14:16.062
4	18:55.065	+1:45.476	12:33:11.127
5	20:07.020	+2:57.431	12:53:18.147
6	17:49.847	+40.258	13:11:07.994
7	18:10.399	+1:00.810	13:29:18.393
8	17:09.589		13:46:27.982

Vuelta	empo de vuelta	Dif. resp. 1°	Hora del día
(101) JOAN MONTANER SOLA			
1	19:07.191	+1:05.577	11:35:27.122
2	19:26.999	+1:25.385	11:54:54.121
3	18:32.793	+31.179	12:13:26.914
4	19:21.133	+1:19.519	12:32:48.407
5	19:13.586	+1:11.972	12:52:01.633
6	18:09.357	+7.743	13:10:10.990
7	18:01.614		13:28:12.604
8	18:33.021	+31.407	13:46:45.625

(127) CARLOS SANCHEZ FERRER			
Vuelta	empo de vuelta	Dif. resp. 1°	Hora del día
1	19:56.124	+1:54.867	11:38:29.086
2	19:16.061	+1:14.804	11:57:45.147
3	18:28.663	+27.406	12:16:13.810
4	20:26.566	+2:25.309	12:36:40.376
5	18:22.419	+21.162	12:55:02.795
6	18:08.094	+6.837	13:13:10.889
7	18:01.257		13:31:12.146
8	18:01.493	+0.236	13:49:13.639

(92) XAVIER LLIRO VALLS			
Vuelta	empo de vuelta	Dif. resp. 1°	Hora del día
1	20:28.993	+3:10.775	11:36:47.678
2	17:18.218		11:54:05.896
3	20:04.785	+2:46.567	12:14:10.681
4	19:45.492	+2:27.274	12:33:56.173
5	18:31.618	+1:13.400	12:52:27.791
6	19:25.380	+2:07.162	13:11:53.717
7	17:46.975	+28.757	13:29:40.146
8	19:02.140	+1:43.922	13:48:42.286

(134) GABRIEL NARANJO TARDIO			
Vuelta	empo de vuelta	Dif. resp. 1°	Hora del día
1	19:51.244	+1:46.872	11:38:25.627
2	18:12.373	+8.001	11:56:38.000
3	20:56.812	+2:52.440	12:17:34.812
4	18:48.131	+43.759	12:36:22.943
5	18:50.692	+46.320	12:55:13.635
6	19:14.219	+1:09.847	13:14:27.854
7	19:17.400	+1:13.028	13:33:45.254
8	18:04.372		13:51:49.626

(131) JOSEP BRUCH AMBROS			
Vuelta	empo de vuelta	Dif. resp. 1°	Hora del día
1	22:51.156	+5:24.535	11:41:27.613
2	19:55.491	+2:28.870	12:01:23.104
3	19:33.604	+2:06.983	12:20:56.708
4	18:36.670	+1:10.049	12:39:33.378
5	19:24.504	+1:57.883	12:58:57.882
6	18:13.347	+46.726	13:17:11.229
7	17:40.663	+14.042	13:34:51.892
8	17:26.621		13:52:18.513

(115) JUAN MANUEL SANTOS GONZALEZ			
Vuelta	empo de vuelta	Dif. resp. 1°	Hora del día
1	19:35.578	+1:39.996	11:35:55.109
2	20:10.087	+2:14.505	11:56:05.196
3	20:35.368	+2:39.786	12:16:40.564
4	19:03.515	+1:07.933	12:35:44.079
5	18:27.997	+32.415	12:54:12.076
6	19:39.766	+1:44.184	13:13:51.842
7	18:18.270	+22.688	13:32:10.112
8	17:55.582		13:50:05.694

(113) MARIANO ROYES BARRAFON			
Vuelta	empo de vuelta	Dif. resp. 1°	Hora del día
1	20:15.693	+2:15.515	11:36:37.567
2	18:35.881	+35.703	11:55:13.448
3	18:16.188	+16.010	12:13:29.636
4	18:12.409	+12.231	12:31:42.045

Vuelta	empo de vuelta	Dif. resp. 1°	Hora del día
5	18:00.178		12:49:42.223
6	18:40.914	+40.736	13:08:23.137
7	19:26.675	+1:26.497	13:27:49.812
8	22:29.213	+4:29.035	13:50:19.025

(112) HECTOR ROMAN ROMAN			
Vuelta	empo de vuelta	Dif. resp. 1°	Hora del día
1	19:40.561	+2:24.539	11:36:01.412
2	18:00.180	+44.158	11:54:01.592
3	22:48.138	+5:32.116	12:16:49.730
4	20:57.392	+3:41.370	12:37:47.122
5	19:41.904	+2:25.882	12:57:29.026
6	18:24.859	+1:08.837	13:15:53.885
7	18:32.986	+1:16.964	13:34:26.871
8	17:16.022		13:51:42.893

(122) AGUSTI ZAZURCA PORTA			
Vuelta	empo de vuelta	Dif. resp. 1°	Hora del día
1	22:30.823	+4:22.407	11:38:49.157
2	19:50.843	+1:42.427	11:58:40.000
3	20:07.660	+1:59.244	12:18:47.660
4	18:31.101	+22.685	12:37:18.761
5	19:25.137	+1:16.721	12:56:43.898
6	18:48.505	+40.089	13:15:32.403
7	18:28.631	+20.215	13:34:01.034
8	18:08.416		13:52:09.450

(158) DIEGO DELGADO SALAS			
Vuelta	empo de vuelta	Dif. resp. 1°	Hora del día
1	22:21.189	+4:29.665	11:40:54.450
2	19:49.014	+1:57.490	12:00:43.464
3	20:14.499	+2:22.975	12:20:57.963
4	19:36.222	+1:44.698	12:40:34.185
5	18:57.532	+1:06.008	12:59:31.717
6	18:41.601	+50.077	13:18:13.318
7	18:21.121	+29.597	13:36:34.439
8	17:51.524		13:54:25.963

(155) FRANCESC XAVIER CASTEL CUSCO			
Vuelta	empo de vuelta	Dif. resp. 1°	Hora del día
1	20:52.969	+3:16.235	11:39:28.284
2	19:15.447	+1:38.713	11:58:43.731
3	20:11.457	+2:34.723	12:18:55.188
4	21:38.811	+4:02.077	12:40:33.999
5	18:56.452	+1:19.718	12:59:30.451
6	18:43.074	+1:06.340	13:18:13.525
7	18:38.147	+1:01.413	13:36:51.672
8	17:36.734		13:54:28.406

(163) CARLOS LOPEZ DOVAL			
Vuelta	empo de vuelta	Dif. resp. 1°	Hora del día
1	23:03.378	+6:21.441	11:41:37.312
2	19:48.970	+3:07.033	12:01:26.282
3	19:33.531	+2:51.594	12:20:59.813
4	19:14.872	+2:32.935	12:40:14.685
5	21:54.282	+5:12.345	13:02:08.967
6	18:48.944	+2:07.007	13:20:57.911
7	16:41.937		13:37:39.848
8	17:58.674	+1:16.737	13:55:38.522

(114) IGNACIO SANCHIS UTRABO			
Vuelta	empo de vuelta	Dif. resp. 1°	Hora del día
1	19:09.885	+19.272	11:35:28.397
2	20:04.570	+1:13.957	11:55:32.967
3	19:32.140	+41.527	12:15:05.107
4	21:21.545	+2:30.932	12:

Parcmotor, Camp. España Cross-Country

Carrera

Parcmotor 0,000 km

Carrera

23/01/2011 11:00

Carrera

Vuelta	empo de vuelta	Dif. resp. 1°	Hora del día
1	25:01.488	+7:34.987	11:41:21.350
2	19:49.042	+2:22.541	12:01:10.392
3	19:42.360	+2:15.859	12:20:52.752
4	19:40.970	+2:14.469	12:40:33.722
5	19:33.567	+2:07.066	13:00:07.289
6	19:11.780	+1:45.279	13:19:19.069
7	17:26.501		13:36:45.570
8	18:15.810	+49.309	13:55:01.380

(72) JAVIER SANZ AYUSO

1	23:15.054	+4:41.902	11:39:38.246
2	19:23.941	+50.789	11:59:02.187
3	19:47.601	+1:14.449	12:18:49.788
4	21:06.117	+2:32.965	12:39:55.905
5	18:52.818	+19.666	12:58:48.723
6	18:57.051	+23.899	13:17:45.774
7	18:55.282	+22.130	13:36:41.056
8	18:33.152		13:55:14.208

(98) IGNACIO MARTIN JIMENEZ

1	20:08.824	+2:12.695	11:36:27.770
2	22:47.320	+4:51.191	11:59:15.090
3	19:42.246	+1:46.117	12:18:57.336
4	19:39.268	+1:43.139	12:38:36.604
5	21:15.505	+3:19.376	12:59:52.109
6	19:09.756	+1:13.627	13:19:01.865
7	18:29.741	+33.612	13:37:31.606
8	17:56.129		13:55:27.735

(79) JOSEP A. AVELLANEDO GARCIA

1	20:59.079	+2:16.155	11:37:19.255
2	18:42.924		11:56:02.179
3	21:00.390	+2:17.466	12:17:02.569
4	19:16.049	+33.125	12:36:18.618
5	20:48.795	+2:05.871	12:57:07.413
6	20:33.453	+1:50.529	13:17:40.866
7	18:56.605	+13.681	13:36:37.471
8	19:23.444	+40.520	13:56:00.915

(66) FELIPE GONZALEZ FERNANDEZ

1	21:54.164	+3:31.368	11:38:14.285
2	19:36.031	+1:13.235	11:57:50.316
3	21:10.659	+2:47.863	12:19:00.975
4	19:24.316	+1:01.520	12:38:25.291
5	21:30.322	+3:07.526	12:59:55.613
6	18:37.409	+14.613	13:18:33.022
7	18:22.796		13:36:55.818
8	19:20.702	+57.906	13:56:16.520

(164) JOSEP MONTOYA BARBA

1	20:03.378	+56.779	11:38:39.997
2	19:06.599		11:57:46.596
3	19:27.828	+21.229	12:17:14.424
4	19:43.939	+37.340	12:36:58.363
5	19:48.493	+41.894	12:56:46.856
6	20:44.300	+1:37.701	13:17:31.156
7	20:35.700	+1:29.101	13:38:06.856
8	20:27.984	+1:21.385	13:58:34.840

(136) RAMON PUJOL DANOT

1	20:25.964	+1:54.838	11:39:15.823
2	19:38.533	+1:07.407	11:58:54.356
3	20:55.213	+2:24.087	12:19:49.569
4	21:04.715	+2:33.589	12:40:54.284
5	20:26.405	+1:55.279	13:01:20.689
6	19:49.285	+1:18.159	13:21:09.974

Vuelta	empo de vuelta	Dif. resp. 1°	Hora del día
7	19:43.144	+1:12.018	13:40:53.118
8	18:31.126		13:59:24.244

(77) JORGE RAMON ARFELIS ARNO

1	22:33.450	+4:19.676	11:38:53.185
2	20:50.303	+2:36.529	11:59:43.488
3	19:53.728	+1:39.954	12:19:37.216
4	20:43.426	+2:29.652	12:40:20.642
5	20:13.657	+1:59.883	13:00:34.299
6	18:51.940	+38.166	13:19:26.239
7	19:57.533	+1:43.759	13:39:23.772
8	18:13.774		13:57:37.546

(105) SERGI PARRA RUIZ

1	22:30.965	+3:22.606	11:38:51.032
2	19:32.906	+24.547	11:58:23.938
3	20:01.913	+53.554	12:18:25.851
4	19:30.881	+22.522	12:37:56.732
5	20:39.880	+1:31.521	12:58:36.612
6	19:08.359		13:17:44.971
7	20:34.377	+1:26.018	13:38:19.348
8	19:23.666	+15.307	13:57:43.014

(119) JAVIER VALERA NAVARRO

1	20:46.347	+1:38.859	11:37:05.866
2	21:21.693	+2:14.205	11:58:27.559
3	20:10.572	+1:03.084	12:18:38.131
4	19:51.752	+44.264	12:38:29.883
5	20:53.453	+1:45.965	12:59:23.336
6	19:33.475	+25.987	13:18:56.811
7	20:09.929	+1:02.441	13:39:06.740
8	19:07.488		13:58:14.228

(153) JERONI RIBES CASTELLS

1	24:31.985	+5:27.612	11:43:05.542
2	19:13.363	+8.990	12:02:18.905
3	19:53.254	+48.881	12:22:12.159
4	19:04.373		12:41:16.532
5	20:09.653	+1:05.280	13:01:26.185
6	20:09.279	+1:04.906	13:21:35.464
7	19:44.662	+40.289	13:41:20.126
8	19:21.556	+17.183	14:00:41.682

(156) XAVIER COSTA AGUSTI

1	22:41.127	+3:08.559	11:41:15.504
2	19:59.362	+26.794	12:01:14.866
3	19:32.568		12:20:47.434
4	19:37.233	+4.665	12:40:24.667
5	21:53.741	+2:21.173	13:02:18.408
6	19:45.323	+12.755	13:22:03.731
7	19:52.342	+19.774	13:41:56.073
8	19:40.066	+7.498	14:01:36.139

(36) AMADEU FRANQUESA SANCHEZ

1	24:33.931	+6:24.359	11:38:45.931
2	19:54.986	+1:45.414	11:58:40.917
3	19:51.470	+1:41.898	12:18:32.387
4	22:49.524	+4:39.952	12:41:21.911
5	21:16.480	+3:06.908	13:02:38.391
6	19:02.443	+52.871	13:21:40.834
7	18:09.572		13:39:50.406
8	18:28.317	+18.745	13:58:18.723

(102) JORDI MORERA BUSQUE

1	24:45.945	+5:22.892	11:41:05.112
2	20:19.841	+56.788	12:01:24.953

Vuelta	empo de vuelta	Dif. resp. 1°	Hora del día
3	22:46.797	+3:23.744	12:24:11.750
4	19:33.575	+10.522	12:43:45.325
5	19:53.127	+30.074	13:03:38.452
6	19:23.053		13:23:01.505
7	19:37.855	+14.802	13:42:39.360
8	20:08.514	+45.461	14:02:47.874

(81) NOE BALDOMINOS

1	28:32.937	+9:16.046	11:44:56.220
2	20:34.931	+1:18.400	12:05:31.151
3	19:48.905	+32.014	12:25:20.056
4	19:37.874	+20.983	12:44:57.930
5	19:49.267	+32.376	13:04:47.197
6	19:27.522	+10.631	13:24:14.719
7	19:36.800	+19.909	13:43:51.519
8	19:16.891		14:03:08.410

(103) MIQUEL MURILLO BLANCO

1	24:56.525	+5:38.626	11:41:14.552
2	20:28.958	+1:11.059	12:01:43.510
3	20:00.957	+43.058	12:21:44.467
4	19:39.733	+21.834	12:41:24.200
5	19:17.899		13:00:42.099
6	20:53.834	+1:35.935	13:21:35.933
7	19:33.722	+15.823	13:41:09.655
8	22:31.443	+3:13.544	14:03:41.098

(130) JOSE A. ARRIADA ELIZALDE

1	23:07.988	+3:33.402	11:41:47.749
2	20:11.958	+37.372	12:01:59.707
3	21:14.797	+1:40.211	12:23:14.504
4	19:58.543	+23.957	12:43:13.047
5	21:58.378	+2:23.792	13:05:11.425
6	20:40.625	+1:06.039	13:25:52.050
7	19:34.586		13:45:26.636

(170) CARMEN DEL ROCIO SEGURA PEREIRA

1	25:26.266	+6:38.150	11:43:59.466
2	20:45.058	+1:56.942	12:04:44.524
3	21:01.312	+2:13.196	12:25:45.836
4	21:51.624	+3:03.508	12:47:37.460
5	19:17.081	+28.965	13:06:54.541
6	18:48.116		13:25:42.657
7	19:42.068	+53.952	13:45:24.725

(171) SILVIA BARO RIUS

1	24:07.041	+5:04.569	11:42:41.021
2	21:00.570	+1:58.098	12:03:41.591
3	20:36.480	+1:34.008	12:24:18.071
4	20:42.026	+1:39.554	12:45:00.097
5	21:43.820	+2:41.348	13:06:43.917
6	19:02.472		13:25:46.389
7	19:58.248	+55.776	13:45:44.637

(154) MARIANO BARO NIN

1	26:34.932	+7:36.537	11:45:10.005
2	21:25.523	+2:27.128	12:06:35.528
3	21:25.926	+2:27.531	12:28:01.454
4	21:06.789	+2:08.394	12:49:08.243
5	20:28.679	+1:30.284	13:09:36.922
6	20:49.058	+1:50.663	13:30:25.980
7	18:58.395		13:49:24.375

(159) FRANCISCO JAVIER GARCIA MODENES

1	27:18.272	+7:47.504	11:45:51.424
2	20:39.502	+1:08.734	12:06:30.926

Parcmotor, Camp. España Cross-Country

Carrera

Parcmotor 0,000 km

Carrera

23/01/2011 11:00

Carrera

Vuelta	empo de vuelta	Dif. resp. 1°	Hora del día
3	22:22.013	+2:51.245	12:28:52.939
4	21:55.032	+2:24.264	12:50:47.971
5	19:30.768		13:10:18.739
6	20:27.715	+56.947	13:30:46.454
7	19:36.140	+5.372	13:50:22.594

(107) ILLE POLBACH CERDAN

1	25:16.327	+6:09.054	11:41:42.965
2	21:30.730	+2:23.457	12:03:13.695
3	27:57.226	+8:49.953	12:31:10.921
4	19:22.253	+14.980	12:50:33.174
5	19:26.052	+18.779	13:09:59.226
6	19:31.821	+24.548	13:29:31.047
7	19:07.273		13:48:38.320

(111) EDUARD ROIG BERNADAS

1	25:05.604	+4:53.031	11:41:24.930
2	21:08.486	+55.913	12:02:33.416
3	23:10.200	+2:57.627	12:25:43.616
4	20:12.573		12:45:56.189
5	21:33.730	+1:21.157	13:07:29.919
6	20:34.924	+22.351	13:28:04.843
7	20:43.526	+30.953	13:48:48.369

(90) JOSE MANUEL GUARASA GUTIERREZ

1	24:51.172	+4:33.076	11:41:10.898
2	22:45.573	+2:27.477	12:03:56.471
3	23:07.115	+2:49.019	12:27:03.586
4	20:47.670	+29.574	12:47:51.256
5	21:34.572	+1:16.476	13:09:25.828
6	20:37.816	+19.720	13:30:03.644
7	20:18.096		13:50:21.740

(74) PEDRO M. ALBARAÑEZ GOMEZ

1	31:22.079	+12:26.143	11:47:42.738
2	22:47.308	+3:51.372	12:10:30.046
3	20:58.482	+2:02.546	12:31:28.528
4	19:38.892	+42.956	12:51:07.420
5	20:32.097	+1:36.161	13:11:39.517
6	20:38.555	+1:42.619	13:32:18.072
7	18:55.936		13:51:14.008

(99) CARLES MARTINEZ GOMEZ

1	27:54.232	+7:54.064	11:44:13.098
2	20:11.695	+11.527	12:04:24.793
3	20:00.168		12:24:24.961
4	22:30.651	+2:30.483	12:46:55.612
5	23:07.605	+3:07.437	13:10:03.217
6	20:30.644	+30.476	13:30:33.861
7	21:23.915	+1:23.747	13:51:57.776

(135) LLUIS PIERA SOLE

1	28:50.394	+9:03.724	11:47:24.674
2	20:27.388	+40.718	12:07:52.062
3	23:11.229	+3:24.559	12:31:03.291
4	19:46.670		12:50:49.961
5	23:45.472	+3:58.802	13:14:35.433
6	20:58.809	+1:12.139	13:35:34.242
7	20:31.102	+44.432	13:56:05.344

(152) JOAN MASO BLASCO

1	26:21.045	+5:02.604	11:44:58.257
2	24:03.737	+2:45.296	12:09:01.994
3	22:55.361	+1:36.920	12:31:57.355
4	21:18.441		12:53:15.796
5	21:36.164	+17.723	13:14:51.960

Vuelta	empo de vuelta	Dif. resp. 1°	Hora del día
6	21:57.446	+39.005	13:36:49.406
7	21:41.062	+22.621	13:58:30.468

(173) ROSA ROMERO FONT

1	24:19.707	+4:36.971	11:42:56.106
2	29:50.981	+10:08.245	12:12:47.087
3	24:28.871	+4:46.135	12:37:15.958
4	21:01.486	+1:18.750	12:58:17.444
5	20:32.256	+49.520	13:18:49.700
6	20:20.496	+37.760	13:39:10.196
7	19:42.736		13:58:52.932

(83) LLUC BUSCA CATALA

1	33:48.933	+14:00.903	11:50:09.753
2	23:44.487	+3:56.457	12:13:54.240
3	21:38.463	+1:50.433	12:35:32.703
4	24:00.766	+4:12.736	12:59:33.469
5	20:22.237	+34.207	13:19:55.706
6	19:48.030		13:39:43.736
7	20:15.430	+27.400	13:59:59.166

(75) ALVARO ALONSO MORALES

1	24:52.688	+7:33.850	11:41:12.136
2	21:38.762	+4:19.924	12:02:50.898
3	45:10.546	+27:51.708	12:48:01.444
4	18:39.512	+1:20.674	13:06:40.956
5	19:13.639	+1:54.801	13:25:54.595
6	17:47.812	+28.974	13:43:42.407
7	17:18.838		14:01:01.245

(128) JORDI JUNOY ROCA

1	29:49.922	+7:08.205	11:48:23.984
2	24:25.242	+1:43.525	12:12:49.226
3	24:44.775	+2:03.058	12:37:34.001
4	22:41.717		13:00:15.718
5	22:52.998	+11.281	13:23:08.716
6	23:10.824	+29.107	13:46:19.540

(160) MANUEL GARCIA VITORIA

1	23:54.407	+2:17.531	11:42:29.576
2	21:36.876		12:04:06.452
3	26:12.207	+4:35.331	12:30:18.659
4	25:20.885	+3:44.009	12:55:39.544
5	25:57.345	+4:20.469	13:21:36.889
6	27:25.907	+5:49.031	13:49:02.796

(86) CARLES CEBALLOS NUÑEZ

1	33:19.674	+11:40.966	11:49:40.746
2	22:04.104	+25.396	12:11:44.850
3	23:18.709	+1:40.001	12:35:03.559
4	27:37.676	+5:58.968	13:02:41.235
5	24:18.626	+2:39.918	13:26:59.861
6	21:38.708		13:48:38.569

(80) ORIOL BALCELLS TORRAS

1	34:42.605	+11:30.683	11:51:04.626
2	28:49.802	+5:37.880	12:19:54.428
3	24:53.291	+1:41.369	12:44:47.719
4	30:52.439	+7:40.517	13:15:40.158
5	24:04.329	+52.407	13:39:44.487
6	23:11.922		14:02:56.409

(108) LUIS REDONDO CASTELLANO

1	32:35.238	+10:20.490	11:48:56.015
2	23:58.802	+1:44.054	12:12:54.817
3	29:40.318	+7:25.570	12:42:35.135

Vuelta	empo de vuelta	Dif. resp. 1°	Hora del día
4	22:14.748		13:04:49.883
5	40:33.510	+18:18.762	13:45:23.393

(109) RAFAEL RODRIGUEZ CLEMENTE

1	32:38.481	+11:50.284	11:49:00.601
2	24:14.978	+3:26.781	12:13:15.579
3	44:52.929	+24:04.732	12:58:08.508
4	26:58.706	+6:10.509	13:25:07.214
5	20:48.197		13:45:55.411

(172) SANDRA POLO MUÑOZ

1	32:28.032	+8:42.534	11:51:02.791
2	33:28.391	+9:42.893	12:24:31.182
3	37:43.940	+13:58.442	13:02:15.122
4	38:50.465	+15:04.967	13:41:05.587
5	23:45.498		14:04:51.085

(93) JOAN LOPEZ SANCHEZ

1	24:01.616	+5:07.614	11:40:24.591
2	18:54.002		11:59:18.593
3	22:56.993	+4:02.991	12:22:15.586
4	23:39.649	+4:45.647	12:45:55.235

(96) MOISES LUNA MARTINEZ

1	23:13.817	+4:24.530	11:39:33.380
2	18:49.287		11:58:22.667
3	19:24.674	+35.387	12:17:47.341
4	34:52.835	+16:03.548	12:52:40.176

(43) ROGER PLANAS LUMBIARRES

1	20:25.707	+1:58.661	11:34:37.707
2	18:27.046		11:53:04.753

(87) JULIO CESAR CHASCO DOMINGUEZ

1	24:34.245	+4:22.726	11:40:57.286
2	20:11.519		12:01:08.805

(132) SIMON GARCIA MODENES

1	24:16.585		11:42:51.644
2	27:30.093	+3:13.508	12:10:21.737

(117) NORBERT TORREGROSA NUIX

1	29:31.705	+5:19.146	11:46:01.082
2	24:12.559		12:10:13.641

(44) JORDI QUER MOLGO

1	17:20.862		11:31:32.862
---	------------------	--	--------------

(67) ANTONI ROMERO PLANAS

1	17:34.723		11:33:53.466
---	------------------	--	--------------

(89) MANUEL FROUFE FERNANDEZ

1	45:30.309		12:01:54.688
---	------------------	--	--------------

(121) ROGER VILA LORENZO

1	17:57.302	+2:03.270	11:34:15.906
2	17:51.308	+1:57.276	11:52:07.214
3	19:50.883	+3:56.851	12:11:58.097
4	17:44.287	+1:50.255	12:29:42.384
5	18:01.697	+2:07.665	12:47:44.081
6	17:27.318	+1:33.286	13:05:11.399
7	15:54.032		13:21:05.431
8	18:02.651	+2:08.619	13:39:08.082
9	17:23.655	+1:29.623	13:56:31.737

El Jefe de Cronometraje
Javie Royo-Villanova
Hora:

El Director de Carrera
Hora:

El/los Comisarios Deportivos
Hora:

Provisional
Definitiva
Sport Adventure

Parcmotor, Camp. España Cross-Country

Vuelta a vuelta

Carrera

Parcmotor 0,000 km

Carrera

23/01/2011 11:00

Carrera

Competidores	Vueltas											
	0	1	2	3	4	5	6	7	8	9	10	11
ORIOR MENA VALDEARCOS (1)	1	1	1	1	1	1	1	1	1	1	1	1
MIQUEL GARCIA SANCHEZ (3)	2	3	6	6	6	14	14	14	14	14	14	14
CARLOS MARTINEZ BLAZQUEZ (4)	3	4	21	14	14	14	17	6	3	6	6	6
ALEJANDRO FABIO ANDREU BATLI	4	5	5	21	20	17	6	20	6	3	3	3
MARC SOLA TERRADELLAS (6)	5	6	7	20	7	20	20	3	20	20	20	20
MELCIOR FAJA BELTRAN (7)	6	7	14	7	17	3	3	17	17	17	9	9
OSCAR GONZALEZ ASENSIO (8)	7	8	20	17	3	18	18	18	9	9	17	17
LUIS A. AYENSA ALARCON (9)	8	9	17	3	18	5	21	9	18	18	18	18
YON AGUIRREBEITIA MAIZTEGUI (9	10	41	5	5	9	7	7	7	21	21	21
EDGAR BARO RIUS (11)	10	11	18	18	9	4	9	21	21	4	4	4
RUBEN BENEYTO BOTELLA (12)	11	12	42	9	45	21	5	5	5	7	7	7
ARNAU COLLELL SUBIRANAS (13)	12	13	3	45	21	45	16	16	4	5	5	5
JORDAN CURVALLE (14)	13	14	9	41	16	7	45	45	45	12	12	12
ENRIQUE GARCIA MUÑOZ (15)	14	15	40	16	4	65	65	4	12	16	16	16
ALVARO GARCIA RUIZ (16)	15	16	12	12	65	12	4	12	16	45	45	61
DANIEL GIBERT GATELL (17)	16	17	61	4	46	16	12	65	65	61	61	45
BORJA NIETO HAZAS (18)	17	18	64	65	12	64	46	46	61	65	65	65
ISAAC PONS ADROGUE (19)	18	19	45	40	41	63	63	63	63	63	63	63
ELOI SALSENCH CONSTANCIO (20)	19	20	76	61	40	46	19	64	46	46	76	76
JOAN P. SEGURA VERDAGUER (21)	20	21	16	46	64	41	64	61	76	76	46	46
SERGI SANGRA LLUCH (35)	21	35	4	64	76	40	61	40	40	40	40	40
AMADEU FRANQUESA SANCHEZ (22	36	46	76	63	76	40	76	19	19	19	19
ORIOR CASANY MASRAMON (37)	23	37	95	63	19	19	41	41	41	41	41	41
HERIBERTO CRUZ VAZQUEZ (38)	24	38	65	19	61	61	76	19	64	64	64	38
OVIDIO JOSE DIAZ REY (39)	25	39	19	42	42	95	95	38	38	38	38	38
FRANCISCO JOSE MATEU BERME	26	40	63	95	95	42	38	95	95	42	42	42
KIRIAN MIRABET VIDIELLA (41)	27	41	88	88	88	88	42	42	42	95	95	95
JESUS PEDRAJAS ROMERO (42)	28	42	44	39	38	38	88	88	88	125	125	125
ROGER PLANAS LUMBIARRES (43)	29	43	68	157	39	157	157	125	125	88	82	82
JORDI QUER MOLGO (44)	30	44	39	78	157	71	125	157	157	157	157	157
RAMON QUER MOLGO (45)	31	45	67	10	10	35	71	10	10	82	88	88
CARLES SALSENCH CONSTANCIO	32	46	157	68	71	39	39	82	82	10	10	10
JOSEP PEDRO SUBIRATS (106)	33	106	120	139	125	125	10	71	71	71	8	8
ALVARO FORNIELES GARCIA (68)	34	68	139	71	35	78	35	35	8	39	39	39
ALEJANDRO RODRIGUEZ GARCIA	35	110	78	38	78	8	8	39	39	8	35	35
MIQUEL MURILLO BLANCO (103)	36	103	10	125	68	10	82	8	35	35	71	71
DAVID CORRALES GARCIA (88)	37	88	121	120	8	139	78	78	78	78	78	78
ANTONIO ATIENZA CHISBERT (78)	38	78	97	97	139	68	139	97	97	68	11	11
AGUSTI ZAZURCA PORTA (122)	39	122	71	35	97	97	68	68	68	97	15	15
RUBEN LUENGO CORREDERA (95)	40	95	125	121	82	150	97	11	121	11	68	68
IGNACIO SANCHIS UTRABO (114)	41	114	38	85	120	82	104	139	11	15	97	97
HECTOR GUIRAL DE DIOS (91)	42	91	35	8	150	120	11	104	85	139	150	150
ROGER VILA LORENZO (121)	43	121	104	104	123	104	150	85	139	150	85	85
RAMON MARTIN BALMES (97)	44	97	123	82	84	123	85	150	15	85	73	73
ALBERT CARDONA NOVAS (70)	45	70	8	123	73	121	121	15	150	121	139	139
XAVIER LLIRO VALLS (92)	46	92	101	84	85	15	73	121	104	73	121	121
ANTONI ROMERO PLANAS (67)	47	67	106	150	106	11	120	84	73	104	138	138
YANNICK BRUGUES PEROTTI (61)	48	61	114	73	104	118	118	73	84	138	104	104
JORDI MORERA BUSQUE (102)	49	102	150	15	138	73	84	138	138	84	84	84
IGNACIO CABAU ALCOBENDAS (62)	50	62	82	106	121	85	15	120	120	118	118	118
IGNACIO MARTIN JIMENEZ (98)	51	98	138	118	15	84	138	106	118	69	69	69

El Jefe de Cronometraje
Javi Rojo-Villanova
Hora:

El Director de Carrera
Hora:

El/los Comisarios Deportivos
Hora:

Provisional
Definitiva



Parcmotor, Camp. España Cross-Country

Clasificado por vueltas

Carrera

Parcmotor 0,000 km

Carrera

23/01/2011 11:00

Carrera

Pos.	Nº	Nombre	Vlts.	Dif. 1º	Dif.resp. anterior	Total Tº	Mejor Tm	En Vlt.	Marca
1	1	ORIOI MENA VALDEARCOS	11			2:42:17.840	14:07.994	1	HUSABERG
2	14	JORDAN CURVALLE	10	1 Vuelta	1 Vuelta	2:33:18.851	14:28.758	10	
3	6	MARC SOLA TERRADELLAS	10	1 Vuelta	1 Vuelta	2:33:49.864	14:33.276	10	KTM
4	3	MIQUEL GARCIA SANCHEZ	10	1 Vuelta	1.485	2:33:51.349	14:32.445	10	GAS-GAS
5	20	ELOI SALSENCH CONSTANCIO	10	1 Vuelta	16.525	2:34:07.874	14:29.448	10	KTM
6	9	LUIS A. AYENSA ALARCON	10	1 Vuelta	2:37.802	2:36:45.676	14:56.824	10	
7	17	DANIEL GIBERT GATELL	10	1 Vuelta	9.317	2:36:54.993	15:04.847	10	
8	18	BORJA NIETO HAZAS	10	1 Vuelta	1:38.924	2:38:33.917	15:26.584	7	HUSABERG
9	21	JOAN P. SEGURA VERDAGUER	10	1 Vuelta	13.879	2:38:47.796	15:10.020	7	GAS-GAS
10	4	CARLOS MARTINEZ BLAZQUEZ	10	1 Vuelta	5.857	2:38:53.653	14:58.045	10	KTM
11	7	MELCIOR FAJA BELTRAN	10	1 Vuelta	8.767	2:39:02.420	15:02.556	10	
12	5	ALEJANDRO FABIO ANDREU BATLLES	10	1 Vuelta	51.774	2:39:54.194	15:35.271	9	KTM
13	12	RUBEN BENEYTO BOTELLA	10	1 Vuelta	4.926	2:39:59.120	15:13.350	8	HUSABERG
14	16	ALVARO GARCIA RUIZ	10	1 Vuelta	49.872	2:40:48.992	15:34.015	8	
15	61	YANNICK BRUGUES PEROTTI	10	1 Vuelta	37.951	2:41:26.943	15:08.876	7	
16	45	RAMON QUER MOLGO	10	1 Vuelta	23.589	2:41:50.532	15:43.853	6	
17	65	PASQUAL CANALS FLIX	10	1 Vuelta	18.009	2:42:08.541	15:42.231	10	
18	63	JORDI PEDRO SUBIRATS	10	1 Vuelta	1:09.430	2:43:17.971	15:47.826	8	KTM
19	46	CARLES SALSENCH CONSTANCIO	10	1 Vuelta	13.133	2:43:31.104	15:49.812	8	KTM
20	40	FRANCISCO JOSE MATEU BERMEJO	10	1 Vuelta	33.011	2:44:04.115	15:39.926	8	KTM
21	19	ISAAC PONS ADROGUE	10	1 Vuelta	16.480	2:44:20.595	15:46.173	7	
22	41	KIRIAN MIRABET VIDIELLA	10	1 Vuelta	44.488	2:45:05.083	15:54.736	8	KTM
23	38	HERIBERTO CRUZ VAZQUEZ	10	1 Vuelta	3:52.470	2:48:57.553	16:11.061	6	KTM
24	76	EDUARDO ALVAREZ BLANCO	10	1 Vuelta	4:25.199	2:53:22.752	15:42.252	7	GAS-GAS
25	64	ASER URETA PRECIADO	9	2 Vueltas	1 Vuelta	2:30:25.589	15:58.244	6	
26	42	JESUS PEDRAJAS ROMERO	9	2 Vueltas	39.388	2:31:04.977	16:00.900	1	HUSABERG
27	95	RUBEN LUENGO CORREDERA	9	2 Vueltas	4.200	2:31:09.177	16:19.653	9	YAMAHA
28	125	ANTONIO VALERO RAMOS	9	2 Vueltas	2:01.769	2:33:10.946	16:12.158	8	KTM
29	82	ANDRES BERNADAUS VILLANUA	9	2 Vueltas	26.196	2:33:37.142	15:45.171	9	HUSABERG
30	157	MANEL CUNI ARENAS	9	2 Vueltas	10.453	2:33:47.595	16:01.807	9	KTM
31	88	DAVID CORRALES GARCIA	9	2 Vueltas	0.471	2:33:48.066	16:18.571	9	HUSABERG
32	10	YON AGUIRREBEITIA MAIZTEGUI	9	2 Vueltas	1:28.792	2:35:16.858	16:29.609	7	GAS-GAS
33	8	OSCAR GONZALEZ ASENSIO	9	2 Vueltas	1:16.426	2:36:33.284	16:39.264	9	HONDA
34	39	OVIDIO JOSE DIAZ REY	9	2 Vueltas	10.285	2:36:43.569	16:46.339	8	
35	35	SERGI SANGRA LLUCH	9	2 Vueltas	1.977	2:36:45.546	16:21.927	9	KTM
36	71	ALBERTO MACIAS SANCHEZ	9	2 Vueltas	6.877	2:36:52.423	16:44.828	7	HUSABERG
37	78	ANTONIO ATIENZA CHISBERT	9	2 Vueltas	32.366	2:37:24.789	16:50.510	9	KTM
38	11	EDGAR BARO RIUS	9	2 Vueltas	13.864	2:37:38.653	16:21.138	9	
39	15	ENRIQUE GARCIA MUÑOZ	9	2 Vueltas	23.909	2:38:02.562	16:11.083	9	KTM
40	68	ALVARO FORNIELES GARCIA	9	2 Vueltas	15.186	2:38:17.748	16:48.061	8	
41	97	RAMON MARTIN BALMES	9	2 Vueltas	12.451	2:38:30.199	16:57.987	8	KTM
42	150	FRANCISCO IZQUIERDO IZQUIERDO	9	2 Vueltas	34.124	2:39:04.323	16:44.833	8	YAMAHA
43	85	CARLOS CASAS SANS	9	2 Vueltas	22.064	2:39:26.387	16:05.817	2	
44	73	IVAN OULEGO MORENO	9	2 Vueltas	9.994	2:39:36.381	16:41.510	9	
45	139	JOAN TOR FONT	9	2 Vueltas	12.428	2:39:48.809	17:07.862	8	HUSABERG
46	138	MARC SUCARRATS SABATES	9	2 Vueltas	58.955	2:40:47.764	17:00.717	8	KTM
47	104	JOSE RAMON PALLARES COLOMAR	9	2 Vueltas	3.418	2:40:51.182	17:19.071	4	
48	118	JUAN VICENTE TUR RIERA	9	2 Vueltas	1:22.650	2:42:13.832	17:14.416	8	GAS-GAS
49	69	ALEJANDRO IGLESIAS FERNANDEZ	9	2 Vueltas	12.722	2:42:26.554	16:37.206	6	BETA
50	106	JOSEP PEDRO SUBIRATS	9	2 Vueltas	18.859	2:42:45.413	17:19.586	9	KTM
51	120	JOSEP VERS MACIA	9	2 Vueltas	7.693	2:42:53.106	17:27.575	9	HUSABERG
52	110	ALEJANDRO RODRIGUEZ GARCIA	9	2 Vueltas	1:48.049	2:44:41.155	17:23.007	5	GAS-GAS
53	123	XAVIER BOLET TETAS	9	2 Vueltas	4.562	2:44:45.717	17:02.592	7	YAMAHA
54	37	ORIOI CASANY MASRAMON	9	2 Vueltas	20.411	2:45:06.128	17:15.965	9	KTM
55	84	FRANCESC CAPDEVILA GOMEZ	9	2 Vueltas	6:16.354	2:51:22.482	16:37.315	2	
56	151	JOSE LUIS IZQUIERDO IZQUIERDO	8	3 Vueltas	1 Vuelta	2:29:25.920	17:32.829	8	YAMAHA
57	94	JOSE LOPEZ SOLER	8	3 Vueltas	25.554	2:29:51.474	16:52.702	8	GAS-GAS
58	91	HECTOR GUIRAL DE DIOS	8	3 Vueltas	17.949	2:30:09.423	17:09.589	8	KTM

Notificaciones

#76 y 84, penalizados 10´ por adelantarse en la Salida
#121 Excluido por abandono del Recorrido

Margin of Victory	Avg. Speed	Best Lap Tm	Best Spd	Best Lap by
1 Vuelta	-	14:07.994	-	1 - ORIOI MENA VALDEARCOS

El Jefe de Cronometraje
Javie Royo-Villanova
Hora:

El Director de Carrera
Hora:

El/los Comisarios Deportivos
Hora:

Provisional
Definitiva



Parcmotor, Camp. España Cross-Country

Clasificado por vueltas

Carrera	Parcmotor 0,000 km	
Carrera	23/01/2011 11:00	
Carrera		

Pos.	Nº	Nombre	Vlts.	Dif. 1º	Dif.resp. anterior	Total Tº	Mejor Tm	En Vlt.	Marca
59	101	JOAN MONTANER SOLA	8	3 Vueltas	16.271	2:30:25.694	18:01.614	7	
60	127	CARLOS SANCHEZ FERRER	8	3 Vueltas	14.983	2:30:40.677	18:01.257	7	KTM
61	92	XAVIER LLIRO VALLS	8	3 Vueltas	1:42.924	2:32:23.601	17:18.218	2	YAMAHA
62	134	GABRIEL NARANJO TARDIO	8	3 Vueltas	51.642	2:33:15.243	18:04.372	8	YAMAHA
63	131	JOSEP BRUCH AMBROS	8	3 Vueltas	26.813	2:33:42.056	17:26.621	8	
64	115	JUAN MANUEL SANTOS GONZALEZ	8	3 Vueltas	4.107	2:33:46.163	17:55.582	8	YAMAHA
65	113	MARIANO ROYES BARRAFON	8	3 Vueltas	10.988	2:33:57.151	18:00.178	5	HUSABERG
66	112	HECTOR ROMAN ROMAN	8	3 Vueltas	1:24.891	2:35:22.042	17:16.022	8	YAMAHA
67	122	AGUSTI ZAZURCA PORTA	8	3 Vueltas	29.074	2:35:51.116	18:08.416	8	
68	158	DIEGO DELGADO SALAS	8	3 Vueltas	1.586	2:35:52.702	17:51.524	8	KTM
69	155	FRANCESC XAVIER CASTEL CUSCO	8	3 Vueltas	0.389	2:35:53.091	17:36.734	8	HONDA
70	163	CARLOS LOPEZ DOVAL	8	3 Vueltas	1:11.497	2:37:04.588	16:41.937	7	KTM
71	114	IGNACIO SANCHIS UTRABO	8	3 Vueltas	1:30.346	2:38:34.934	18:50.613	6	GAS-GAS
72	116	DAVID TORRALBA DIEGUEZ	8	3 Vueltas	6.584	2:38:41.518	17:26.501	7	YAMAHA
73	72	JAVIER SANZ AYUSO	8	3 Vueltas	9.498	2:38:51.016	18:33.152	8	
74	98	IGNACIO MARTIN JIMENEZ	8	3 Vueltas	17.773	2:39:08.789	17:56.129	8	KTM
75	79	JOSEP A. AVELLANEDO GARCIA	8	3 Vueltas	31.950	2:39:40.739	18:42.924	2	KTM
76	66	FELIPE GONZALEZ FERNANDEZ	8	3 Vueltas	15.660	2:39:56.399	18:22.796	7	
77	164	JOSEP MONTOYA BARBA	8	3 Vueltas	1.822	2:39:58.221	19:06.599	2	KTM
78	136	RAMON PUJOL DANOT	8	3 Vueltas	36.164	2:40:34.385	18:31.126	8	KTM
79	77	JORGE RAMON ARFELIS ARNO	8	3 Vueltas	43.426	2:41:17.811	18:13.774	8	KTM
80	105	SERGI PARRA RUIZ	8	3 Vueltas	5.136	2:41:22.947	19:08.359	6	GAS-GAS
81	119	JAVIER VALERA NAVARRO	8	3 Vueltas	31.762	2:41:54.709	19:07.488	8	GAS-GAS
82	153	JERONI RIBES CASTELLS	8	3 Vueltas	13.416	2:42:08.125	19:04.373	4	
83	156	XAVIER COSTA AGUSTI	8	3 Vueltas	53.637	2:43:01.762	19:32.568	3	HUSABERG
84	36	AMADEU FRANQUESA SANCHEZ	8	3 Vueltas	1:04.961	2:44:06.723	18:09.572	7	KTM
85	102	JORDI MORERA BUSQUE	8	3 Vueltas	2:21.984	2:46:28.707	19:23.053	6	GAS-GAS
86	81	NOE BALDOMINOS	8	3 Vueltas	16.420	2:46:45.127	19:16.891	8	HUSABERG
87	103	MIQUEL MURILLO BLANCO	8	3 Vueltas	37.944	2:47:23.071	19:17.899	5	KTM
88	130	JOSE A. ARRIADA ELIZALDE	7	4 Vueltas	1 Vuelta	2:26:46.875	19:34.586	7	KTM
89	170	CARMEN DEL ROCIO SEGURA PEREIRA	7	4 Vueltas	4.650	2:26:51.525	18:48.116	6	KTM
90	171	SILVIA BARO RIUS	7	4 Vueltas	19.132	2:27:10.657	19:02.472	6	
91	154	MARIANO BARO NIN	7	4 Vueltas	3:38.645	2:30:49.302	18:58.395	7	
92	159	FRANCISCO JAVIER GARCIA MODENES	7	4 Vueltas	1:00.140	2:31:49.442	19:30.768	5	GAS-GAS
93	107	ILLE POLBACH CERDAN	7	4 Vueltas	22.240	2:32:11.682	19:07.273	7	KTM
94	111	EDUARD ROIG BERNADAS	7	4 Vueltas	17.361	2:32:29.043	20:12.573	4	KTM
95	90	JOSE MANUEL GUARASA GUTIERREZ	7	4 Vueltas	1:32.971	2:34:02.014	20:18.096	7	KTM
96	74	PEDRO M. ALBARAÑEZ GOMEZ	7	4 Vueltas	51.335	2:34:53.349	18:55.936	7	HONDA
97	99	CARLES MARTINEZ GOMEZ	7	4 Vueltas	45.561	2:35:38.910	20:00.168	3	KTM
98	135	LLUIS PIERA SOLE	7	4 Vueltas	1:52.154	2:37:31.064	19:46.670	4	
99	152	JOAN MASO BLASCO	7	4 Vueltas	2:22.192	2:39:53.256	21:18.441	4	KTM
100	173	ROSA ROMERO FONT	7	4 Vueltas	23.277	2:40:16.533	19:42.736	7	KTM
101	83	LLUC BUSCA CATALA	7	4 Vueltas	3:21.813	2:43:38.346	19:48.030	6	
102	75	ALVARO ALONSO MORALES	7	4 Vueltas	1:03.451	2:44:41.797	17:18.838	7	KTM
103	128	JORDI JUNYO ROCA	6	5 Vueltas	1 Vuelta	2:27:45.478	22:41.717	4	
104	160	MANUEL GARCIA VITORIA	6	5 Vueltas	2:42.149	2:30:27.627	21:36.876	2	YAMAHA
105	86	CARLES CEBALLOS NUÑEZ	6	5 Vueltas	1:49.870	2:32:17.497	21:38.708	6	
106	80	ORIOI BALCELLS TORRAS	6	5 Vueltas	14:16.891	2:46:34.388	23:11.922	6	KTM
107	108	LUIS REDONDO CASTELLANO	5	6 Vueltas	1 Vuelta	2:29:02.616	22:14.748	4	KTM
108	109	RAFAEL RODRIGUEZ CLEMENTE	5	6 Vueltas	30.675	2:29:33.291	20:48.197	5	KTM
109	172	SANDRA POLO MUÑOZ	5	6 Vueltas	16:43.035	2:46:16.326	23:45.498	5	KTM

No clasificado									
NT	93	JOAN LOPEZ SANCHEZ	4	NT		1:29:32.260	18:54.002	2	
NT	96	MOISES LUNA MARTINEZ	4	NT		1:36:20.613	18:49.287	2	HUSABERG
NT	43	ROGER PLANAS LUMBIARRES	2	NT		38:52.753	18:27.046	2	KTM
NT	87	JULIO CESAR CHASCO DOMINGUEZ	2	NT		44:45.764	20:11.519	2	GAS-GAS
NT	132	SIMON GARCIA MODENES	2	NT		51:46.678	24:16.585	1	GAS-GAS

Notificaciones

#76 y 84, penalizados 10´ por adelantarse en la Salida
#121 Excluido por abandono del Recorrido

Margin of Victory	Avg. Speed	Best Lap Tm	Best Spd	Best Lap by
1 Vuelta	-	14:07.994	-	1 - ORIOI MENA VALDEARCOS

El Jefe de Cronometraje Javie Rojo-Villanova Hora: 	El Director de Carrera Hora:	El/los Comisarios Deportivos Hora:	Provisional <input type="checkbox"/> Definitiva <input type="checkbox"/>	
-----------------------------------------------------------------------------------------------------------------------------------------------------	----------------------------------------	----------------------------------------------	-----------------------------------------------------------------------------	---------------------------------------------------------------------------------------

Parcmotor, Camp. España Cross-Country

Clasificado por vueltas

Carrera	Parcmotor 0,000 km	
Carrera	23/01/2011 11:00	
Carrera		

Pos.	Nº	Nombre	Vits.	Dif. 1º	Dif.resp. anterior	Total Tº	Mejor Tm	En Vlt.	Marca
NT	117	NORBERT TORREGROSA NUIX	2	NT		53:44.264	24:12.559	2	YAMAHA
NT	44	JORDI QUER MOLGO	1	NT		17:20.862	17:20.862	1	
NT	67	ANTONI ROMERO PLANAS	1	NT		17:34.723	17:34.723	1	
NT	89	MANUEL FROUFE FERNANDEZ	1	NT		45:30.309	45:30.309	1	YAMAHA
NT	13	ARNAU COLLELL SUBIRANAS		NT		0.000		0	KTM
NT	62	IGNACIO CABAU ALCOBENDAS		NT		0.000		0	HUSABERG
NT	70	ALBERT CARDONA NOVAS		NT		0.000		0	
NT	137	JOSE LUIS SANZ BOLUDA		NT		0.000		0	KTM
NE	161	FERRAN LOPEZ BOGAS		NE				0	HONDA
NE	162	MIQUEL LOPEZ BOGAS		NE				0	KTM
NE	100	TOMAS MARTINEZ MARSAL		NE				0	
NE	126	CARLOS DE JUAN FUERTES		NE				0	KTM
NE	129	MARCEL ALBOS SORRIBES		NE				0	
EX	121	ROGER VILA LORENZO	9	EX		2:40:13.133	15:54.032	7	GAS-GAS

Notificaciones

- #76 y 84, penalizados 10´ por adelantarse en la Salida
- #121 Excluido por abandono del Recorrido

Margin of Victory	Avg. Speed	Best Lap Tm	Best Spd	Best Lap by
1 Vuelta	-	14:07.994	-	1 - ORIOL MENA VALDEARCOS

El Jefe de Cronometraje
Javi Royo-Villanova
Hora: 

El Director de Carrera
Hora:

El/los Comisarios Deportivos
Hora:

Provisional
Definitiva

