

Almenar, Campeonato de España de QuadX

Clasificado por mejor tiempo de vuelta

Q1 PRO El Terré 0,000 km

Entrenos Oficiales 12/09/2010 10:35

Clasificación (40:00 Tiempo) iniciado a 10:33:49

| Pos. | Nº | Nombre | Mejor Tm | Dif. resp. 1º | En Vuelta | Marca | Club |
|------|----|----------------------------|----------|---------------|-----------|--------|---------------------|
| 1 | 24 | RAUL VEGA PAMPANO | 1:26.700 | | 10 | HONDA | |
| 2 | 26 | TEOFILO VIÑARAS GALLART | 1:28.015 | 1.315 | 11 | SUZUKI | Recas |
| 3 | 66 | GUILLERMO AMO AIRA | 1:28.265 | 1.565 | 10 | KTM | MS Onda |
| 4 | 62 | DANIEL SANTOS FONTECHA | 1:28.305 | 1.605 | 11 | KTM | |
| 5 | 7 | IVAN PUIME RODRIGUEZ | 1:28.973 | 2.273 | 12 | HONDA | C. Esc. Moto Pasion |
| 6 | 33 | ANTXO JAUREGUI IRASUEGUI | 1:34.171 | 7.471 | 16 | HONDA | |
| 7 | 99 | VITOR HUGO TEXEIRA SOARES | 1:34.303 | 7.603 | 12 | SUZUKI | |
| 8 | 13 | JORDI MELICH PALAU | 1:35.995 | 9.295 | 9 | YAMAHA | |
| 9 | 25 | IÑIGO GARCIA PINEDO | 1:37.390 | 10.690 | 9 | SUZUKI | Mc. Rioja |
| 10 | 53 | JOSE LUIS PRIETO ARGÜELLES | 1:38.502 | 11.802 | 11 | HONDA | Moto Club Urso |

Almenar, Campeonato de España de QuadX

Q1 PRO El Terré 0,000 km
Entrenos Oficiales 12/09/2010 10:35
Clasificación (40:00 Tiempo) iniciado a 10:33:49

| Lap | Lap Tm | Diff | Time of Day |
|-------------------------------|-----------------|------------|--------------|
| (24) RAUL VEGA PAMPANO | | | |
| 1 | | | 10:33:54.168 |
| 2 | 1:35.214 | +8.514 | 10:35:29.382 |
| 3 | 4:16.749 | +2:50.049 | 10:39:46.131 |
| 4 | 1:30.982 | +4.282 | 10:41:17.113 |
| 5 | 2:40.016 | +1:13.316 | 10:43:57.129 |
| 6 | 1:28.206 | +1.506 | 10:45:25.335 |
| 7 | 1:27.724 | +1.024 | 10:46:53.059 |
| 8 | 14:13.457 | +12:46.757 | 11:01:06.516 |
| 9 | 1:50.637 | +23.937 | 11:02:57.153 |
| 10 | 1:26.700 | | 11:04:23.853 |

| Lap | Lap Tm | Diff | Time of Day |
|-------------------------------------|-----------------|-----------|--------------|
| (26) TEOFILO VIÑARAS GALLART | | | |
| 1 | | | 10:39:25.475 |
| 2 | 1:43.399 | +15.384 | 10:41:08.874 |
| 3 | 1:39.154 | +11.139 | 10:42:48.028 |
| 4 | 1:37.651 | +9.636 | 10:44:25.679 |
| 5 | 1:36.165 | +8.150 | 10:46:01.844 |
| 6 | 1:33.750 | +5.735 | 10:47:35.594 |
| 7 | 1:33.691 | +5.676 | 10:49:09.285 |
| 8 | 6:14.451 | +4:46.436 | 10:55:23.736 |
| 9 | 1:59.512 | +31.497 | 10:57:23.248 |
| 10 | 1:30.039 | +2.024 | 10:58:53.287 |
| 11 | 1:28.015 | | 11:00:21.302 |
| 12 | 6:25.085 | +4:57.070 | 11:06:46.387 |
| 13 | 1:49.439 | +21.424 | 11:08:35.826 |
| 14 | 1:34.859 | +6.844 | 11:10:10.685 |
| 15 | 1:29.182 | +1.167 | 11:11:39.867 |
| 16 | 1:32.687 | +4.672 | 11:13:12.554 |
| 17 | 1:30.847 | +2.832 | 11:14:43.401 |

| Lap | Lap Tm | Diff | Time of Day |
|--------------------------------|-----------------|-----------|--------------|
| (66) GUILLERMO AMO AIRA | | | |
| 1 | | | 10:33:55.658 |
| 2 | 1:37.520 | +9.255 | 10:35:33.178 |
| 3 | 1:31.430 | +3.165 | 10:37:04.608 |
| 4 | 1:31.440 | +3.175 | 10:38:36.048 |
| 5 | 1:43.238 | +14.973 | 10:40:19.286 |
| 6 | 1:44.940 | +16.675 | 10:42:04.226 |
| 7 | 1:29.963 | +1.698 | 10:43:34.189 |
| 8 | 6:42.802 | +5:14.537 | 10:50:16.991 |
| 9 | 1:36.596 | +8.331 | 10:51:53.587 |
| 10 | 1:28.265 | | 10:53:21.852 |
| 11 | 8:09.115 | +6:40.850 | 11:01:30.967 |
| 12 | 1:36.635 | +8.370 | 11:03:07.602 |

| Lap | Lap Tm | Diff | Time of Day |
|------------------------------------|-----------------|-----------|--------------|
| (62) DANIEL SANTOS FONTECHA | | | |
| 1 | | | 10:34:02.453 |
| 2 | 1:41.650 | +13.345 | 10:35:44.103 |
| 3 | 1:36.753 | +8.448 | 10:37:20.856 |
| 4 | 1:30.985 | +2.680 | 10:38:51.841 |
| 5 | 1:30.582 | +2.277 | 10:40:22.423 |
| 6 | 1:28.895 | +0.590 | 10:41:51.318 |
| 7 | 1:32.420 | +4.115 | 10:43:23.738 |
| 8 | 1:29.319 | +1.014 | 10:44:53.057 |
| 9 | 7:08.932 | +5:40.627 | 10:52:01.989 |
| 10 | 1:44.870 | +16.565 | 10:53:46.859 |
| 11 | 1:28.305 | | 10:55:15.164 |
| 12 | 2:40.315 | +1:12.010 | 10:57:55.479 |
| 13 | 1:57.463 | +29.158 | 10:59:52.942 |
| 14 | 1:29.457 | +1.152 | 11:01:22.399 |
| 15 | 1:50.593 | +22.288 | 11:03:12.992 |
| 16 | 3:37.295 | +2:08.990 | 11:06:50.287 |
| 17 | 1:45.946 | +17.641 | 11:08:36.233 |
| 18 | 1:29.056 | +0.751 | 11:10:05.289 |
| 19 | 1:58.843 | +30.538 | 11:12:04.132 |

| Lap | Lap Tm | Diff | Time of Day |
|---------------------------------|-----------------|-----------|--------------|
| (7) IVAN PUIME RODRIGUEZ | | | |
| 1 | | | 10:34:02.747 |
| 2 | 1:39.517 | +10.544 | 10:35:42.264 |
| 3 | 1:34.190 | +5.217 | 10:37:16.454 |
| 4 | 1:31.345 | +2.372 | 10:38:47.799 |
| 5 | 1:30.484 | +1.511 | 10:40:18.283 |
| 6 | 1:30.418 | +1.445 | 10:41:48.701 |
| 7 | 5:58.145 | +4:29.172 | 10:47:46.846 |
| 8 | 2:00.959 | +31.986 | 10:49:47.805 |
| 9 | 1:29.820 | +0.847 | 10:51:17.625 |
| 10 | 1:53.074 | +24.101 | 10:53:10.699 |
| 11 | 1:30.835 | +1.862 | 10:54:41.534 |
| 12 | 1:28.973 | | 10:56:10.507 |
| 13 | 11:17.566 | +9:48.593 | 11:07:28.073 |
| 14 | 1:52.206 | +23.233 | 11:09:20.279 |
| 15 | 1:29.644 | +0.671 | 11:10:49.923 |
| 16 | 1:29.606 | +0.633 | 11:12:19.529 |

| Lap | Lap Tm | Diff | Time of Day |
|---------------------------------------|-----------------|-----------|--------------|
| (33) ANTXXO JAUREGUI IRASUEGUI | | | |
| 1 | | | 10:34:59.453 |
| 2 | 1:48.193 | +14.022 | 10:36:47.646 |
| 3 | 1:39.004 | +4.833 | 10:38:26.650 |
| 4 | 1:39.840 | +5.669 | 10:40:06.490 |
| 5 | 1:35.745 | +1.574 | 10:41:42.235 |
| 6 | 1:59.347 | +25.176 | 10:43:41.582 |
| 7 | 4:31.670 | +2:57.499 | 10:48:13.252 |
| 8 | 1:48.362 | +14.191 | 10:50:01.614 |
| 9 | 1:58.034 | +23.863 | 10:51:59.648 |
| 10 | 1:40.305 | +6.134 | 10:53:39.953 |
| 11 | 5:04.926 | +3:30.755 | 10:58:44.779 |
| 12 | 2:04.180 | +30.009 | 11:00:49.059 |
| 13 | 1:34.487 | +0.316 | 11:02:23.546 |
| 14 | 1:34.919 | +0.748 | 11:03:58.465 |
| 15 | 6:14.376 | +4:40.205 | 11:10:12.841 |
| 16 | 1:34.171 | | 11:11:47.012 |
| 17 | 1:34.675 | +0.504 | 11:13:21.687 |

| Lap | Lap Tm | Diff | Time of Day |
|---------------------------------------|-----------------|-----------|--------------|
| (99) VITOR HUGO TEXEIRA SOARES | | | |
| 1 | | | 10:33:58.501 |
| 2 | 1:49.924 | +15.621 | 10:35:48.425 |
| 3 | 2:07.729 | +33.426 | 10:37:56.154 |
| 4 | 2:12.652 | +38.349 | 10:40:08.806 |
| 5 | 1:34.979 | +0.676 | 10:41:43.785 |
| 6 | 1:39.086 | +4.783 | 10:43:22.871 |
| 7 | 3:03.517 | +1:29.214 | 10:46:26.388 |
| 8 | 1:34.589 | +0.286 | 10:48:00.977 |
| 9 | 1:35.510 | +1.207 | 10:49:36.487 |
| 10 | 3:24.542 | +1:50.239 | 10:53:01.029 |
| 11 | 1:38.645 | +4.342 | 10:54:39.674 |
| 12 | 1:34.303 | | 10:56:13.977 |
| 13 | 8:04.391 | +6:30.088 | 11:04:18.368 |
| 14 | 2:39.148 | +1:04.845 | 11:06:57.516 |
| 15 | 1:45.619 | +11.316 | 11:08:43.135 |
| 16 | 1:37.253 | +2.950 | 11:10:20.388 |
| 17 | 1:35.898 | +1.595 | 11:11:56.286 |

| Lap | Lap Tm | Diff | Time of Day |
|--------------------------------|-----------|-----------|--------------|
| (13) JORDI MELICH PALAU | | | |
| 1 | | | 10:34:01.321 |
| 2 | 1:47.628 | +11.633 | 10:35:48.949 |
| 3 | 1:41.821 | +5.826 | 10:37:30.770 |
| 4 | 1:36.981 | +0.986 | 10:39:07.751 |
| 5 | 4:37.086 | +3:01.091 | 10:43:44.837 |
| 6 | 1:51.137 | +15.142 | 10:45:35.974 |
| 7 | 10:53.111 | +9:17.116 | 10:56:29.085 |

| Lap | Lap Tm | Diff | Time of Day |
|---------------------------------|-----------------|------------|--------------|
| (25) IÑIGO GARCIA PINEDO | | | |
| 1 | | | 10:35:38.629 |
| 2 | 1:53.636 | +16.246 | 10:37:32.265 |
| 3 | 1:49.737 | +12.347 | 10:39:22.002 |
| 4 | 1:49.372 | +11.982 | 10:41:11.374 |
| 5 | 1:45.133 | +7.743 | 10:42:56.507 |
| 6 | 18:47.332 | +17:09.942 | 11:01:43.839 |
| 7 | 1:41.116 | +3.726 | 11:03:24.955 |
| 8 | 6:07.487 | +4:30.097 | 11:09:32.442 |
| 9 | 1:37.390 | | 11:11:09.832 |
| 10 | 1:41.173 | +3.783 | 11:12:51.005 |
| 11 | 1:40.952 | +3.562 | 11:14:31.957 |

| Lap | Lap Tm | Diff | Time of Day |
|--|-----------------|-----------|--------------|
| (53) JOSE LUIS PRIETO ARGÜELLES | | | |
| 1 | | | 10:33:56.034 |
| 2 | 1:50.586 | +12.084 | 10:35:46.620 |
| 3 | 1:49.828 | +11.326 | 10:37:36.448 |
| 4 | 1:44.603 | +6.101 | 10:39:21.051 |
| 5 | 1:47.317 | +8.815 | 10:41:08.368 |
| 6 | 1:56.077 | +17.575 | 10:43:04.445 |
| 7 | 2:07.154 | +28.652 | 10:45:11.599 |
| 8 | 8:03.799 | +6:25.297 | 10:53:15.398 |
| 9 | 1:41.546 | +3.044 | 10:54:56.944 |
| 10 | 1:41.808 | +3.306 | 10:56:38.752 |
| 11 | 1:38.502 | | 10:58:17.254 |
| 12 | 8:30.680 | +6:52.178 | 11:06:47.934 |
| 13 | 1:53.847 | +15.345 | 11:08:41.781 |
| 14 | 1:43.163 | +4.661 | 11:10:24.944 |
| 15 | 1:44.009 | +5.507 | 11:12:08.953 |
| 16 | 1:41.626 | +3.124 | 11:13:50.579 |

Almenar, Campeonato de España de QuadX

Clasificado por vueltas

Q1 PRO El Terré 0,000 km
 Primera Manga 12/09/2010 12:50
 Carrera (20:00 y 2 Vueltas) iniciado a 12:51:56

| Pos. | Nº | Nombre | Vit. | Dif. 1º | Total Tº | Mejor Tm | Club | Marca |
|------|----|----------------------------|------|-----------|-----------|----------|---------------------|--------|
| 1 | 24 | RAUL VEGA PAMPANO | 16 | | 23:58.128 | 1:27.255 | | HONDA |
| 2 | 26 | TEOFILO VIÑARAS GALLART | 16 | 20.420 | 24:18.548 | 1:28.796 | Recas | SUZUKI |
| 3 | 62 | DANIEL SANTOS FONTECHA | 16 | 32.682 | 24:30.810 | 1:29.412 | | KTM |
| 4 | 7 | IVAN PUIME RODRIGUEZ | 16 | 1:06.822 | 25:04.950 | 1:29.371 | C. Esc. Moto Pasion | HONDA |
| 5 | 99 | VITOR HUGO TEXEIRA SOARES | 16 | 1:25.414 | 25:23.542 | 1:32.573 | | SUZUKI |
| 6 | 33 | ANTXO JAUREGUI IRASUEGUI | 15 | 1 Vuelta | 24:17.949 | 1:34.597 | | HONDA |
| 7 | 13 | JORDI MELICH PALAU | 15 | 1 Vuelta | 24:38.540 | 1:34.565 | | YAMAHA |
| 8 | 53 | JOSE LUIS PRIETO ARGÜELLES | 15 | 1 Vuelta | 25:11.174 | 1:37.903 | Moto Club Urso | HONDA |
| 9 | 25 | IÑIGO GARCIA PINEDO | 14 | 2 Vueltas | 25:00.805 | 1:36.552 | Mc. Rioja | SUZUKI |

No clasificado (75% = 12 Vueltas)

| | | | | | | | | |
|----|----|--------------------|--|----|--|--|---------|-----|
| NE | 66 | GUILLERMO AMO AIRA | | NE | | | MS Onda | KTM |
|----|----|--------------------|--|----|--|--|---------|-----|

| Margin of Victory | Avg. Speed | Best Lap Tm | Best Spd | Best Lap by |
|-------------------|------------|-------------|----------|------------------------|
| 20.420 | - | 1:27.255 | - | 24 - RAUL VEGA PAMPANO |

Jefe de cronometraje

Orbits

Director de Carrera

www.sport-adventure.net



Almenar, Campeonato de España de QuadX

Q1 PRO

El Terré 0,000 km

Primera Manga

12/09/2010 12:50

Carrera (20:00 y 2 Vueltas) iniciado a 12:51:56

| Lap | Lap Tm | Diff | Time of Day |
|-------------------------------|-----------------|--------|--------------|
| (24) RAUL VEGA PAMPANO | | | |
| 1 | 1:30.102 | +2.847 | 12:53:31.440 |
| 2 | 1:28.038 | +0.783 | 12:54:59.478 |
| 3 | 1:28.231 | +0.976 | 12:56:27.709 |
| 4 | 1:28.259 | +1.004 | 12:57:55.968 |
| 5 | 1:28.771 | +1.516 | 12:59:24.739 |
| 6 | 1:27.255 | | 13:00:51.994 |
| 7 | 1:28.721 | +1.466 | 13:02:20.715 |
| 8 | 1:28.697 | +1.442 | 13:03:49.412 |
| 9 | 1:30.362 | +3.107 | 13:05:19.774 |
| 10 | 1:29.337 | +2.082 | 13:06:49.111 |
| 11 | 1:29.463 | +2.208 | 13:08:18.574 |
| 12 | 1:30.153 | +2.898 | 13:09:48.727 |
| 13 | 1:30.272 | +3.017 | 13:11:18.999 |
| 14 | 1:31.733 | +4.478 | 13:12:50.732 |
| 15 | 1:31.910 | +4.655 | 13:14:22.642 |
| 16 | 1:32.176 | +4.921 | 13:15:54.818 |

| Lap | Lap Tm | Diff | Time of Day |
|-------------------------------------|-----------------|---------|--------------|
| (26) TEOFILO VIÑARAS GALLART | | | |
| 1 | 1:31.265 | +2.469 | 12:53:32.540 |
| 2 | 1:28.974 | +0.178 | 12:55:01.514 |
| 3 | 1:29.388 | +0.592 | 12:56:30.902 |
| 4 | 1:29.109 | +0.313 | 12:58:00.011 |
| 5 | 1:29.375 | +0.579 | 12:59:29.386 |
| 6 | 1:28.796 | | 13:00:58.182 |
| 7 | 1:29.915 | +1.119 | 13:02:28.097 |
| 8 | 1:29.560 | +0.764 | 13:03:57.657 |
| 9 | 1:30.223 | +1.427 | 13:05:27.880 |
| 10 | 1:31.757 | +2.961 | 13:06:59.637 |
| 11 | 1:40.208 | +11.412 | 13:08:39.845 |
| 12 | 1:30.459 | +1.663 | 13:10:10.304 |
| 13 | 1:31.063 | +2.267 | 13:11:41.367 |
| 14 | 1:30.169 | +1.373 | 13:13:11.536 |
| 15 | 1:30.590 | +1.794 | 13:14:42.126 |
| 16 | 1:33.112 | +4.316 | 13:16:15.238 |

| Lap | Lap Tm | Diff | Time of Day |
|------------------------------------|-----------------|---------|--------------|
| (62) DANIEL SANTOS FONTECHA | | | |
| 1 | 1:48.688 | +19.276 | 12:53:50.150 |
| 2 | 1:31.442 | +2.030 | 12:55:21.592 |
| 3 | 1:29.459 | +0.047 | 12:56:51.051 |
| 4 | 1:31.843 | +2.431 | 12:58:22.894 |
| 5 | 1:30.401 | +0.989 | 12:59:53.295 |
| 6 | 1:30.209 | +0.797 | 13:01:23.504 |
| 7 | 1:30.886 | +1.474 | 13:02:54.390 |
| 8 | 1:29.912 | +0.500 | 13:04:24.302 |
| 9 | 1:29.412 | | 13:05:53.714 |
| 10 | 1:30.032 | +0.620 | 13:07:23.746 |
| 11 | 1:29.769 | +0.357 | 13:08:53.515 |
| 12 | 1:30.685 | +1.273 | 13:10:24.200 |
| 13 | 1:30.286 | +0.874 | 13:11:54.486 |
| 14 | 1:31.290 | +1.878 | 13:13:25.776 |
| 15 | 1:31.144 | +1.732 | 13:14:56.920 |
| 16 | 1:30.580 | +1.168 | 13:16:27.500 |

| Lap | Lap Tm | Diff | Time of Day |
|---------------------------------|-----------------|---------|--------------|
| (7) IVAN PUIME RODRIGUEZ | | | |
| 1 | 2:20.621 | +51.250 | 12:54:22.147 |
| 2 | 1:30.224 | +0.853 | 12:55:52.371 |
| 3 | 1:30.044 | +0.673 | 12:57:22.415 |
| 4 | 1:29.700 | +0.329 | 12:58:52.115 |
| 5 | 1:31.499 | +2.128 | 13:00:23.614 |
| 6 | 1:31.253 | +1.882 | 13:01:54.867 |
| 7 | 1:29.371 | | 13:03:24.238 |
| 8 | 1:31.796 | +2.425 | 13:04:56.034 |
| 9 | 1:30.688 | +1.317 | 13:06:26.722 |
| 10 | 1:30.543 | +1.172 | 13:07:57.265 |

| Lap | Lap Tm | Diff | Time of Day |
|-----|----------|--------|--------------|
| 11 | 1:30.148 | +0.777 | 13:09:27.413 |
| 12 | 1:30.061 | +0.690 | 13:10:57.474 |
| 13 | 1:30.086 | +0.715 | 13:12:27.560 |
| 14 | 1:30.204 | +0.833 | 13:13:57.764 |
| 15 | 1:31.589 | +2.218 | 13:15:29.353 |
| 16 | 1:32.287 | +2.916 | 13:17:01.640 |

| Lap | Lap Tm | Diff | Time of Day |
|---------------------------------------|-----------------|--------|--------------|
| (99) VITOR HUGO TEXEIRA SOARES | | | |
| 1 | 1:35.105 | +2.532 | 12:53:36.641 |
| 2 | 1:33.150 | +0.577 | 12:55:09.791 |
| 3 | 1:32.573 | | 12:56:42.364 |
| 4 | 1:34.878 | +2.305 | 12:58:17.242 |
| 5 | 1:35.054 | +2.481 | 12:59:52.296 |
| 6 | 1:34.068 | +1.495 | 13:01:26.364 |
| 7 | 1:34.319 | +1.746 | 13:03:00.683 |
| 8 | 1:35.010 | +2.437 | 13:04:35.693 |
| 9 | 1:34.950 | +2.377 | 13:06:10.643 |
| 10 | 1:35.001 | +2.428 | 13:07:45.644 |
| 11 | 1:34.007 | +1.434 | 13:09:19.651 |
| 12 | 1:35.844 | +3.271 | 13:10:55.495 |
| 13 | 1:33.708 | +1.135 | 13:12:29.203 |
| 14 | 1:37.021 | +4.448 | 13:14:06.224 |
| 15 | 1:36.414 | +3.841 | 13:15:42.638 |
| 16 | 1:37.594 | +5.021 | 13:17:20.232 |

| Lap | Lap Tm | Diff | Time of Day |
|---------------------------------------|-----------------|--------|--------------|
| (33) ANTIXO JAUREGUI IRASUEGUI | | | |
| 1 | 1:36.668 | +2.071 | 12:53:38.499 |
| 2 | 1:34.796 | +0.199 | 12:55:13.295 |
| 3 | 1:35.498 | +0.901 | 12:56:48.793 |
| 4 | 1:34.597 | | 12:58:23.390 |
| 5 | 1:36.141 | +1.544 | 12:59:59.531 |
| 6 | 1:35.415 | +0.818 | 13:01:34.946 |
| 7 | 1:35.571 | +0.974 | 13:03:10.517 |
| 8 | 1:36.870 | +2.273 | 13:04:47.387 |
| 9 | 1:38.441 | +3.844 | 13:06:25.828 |
| 10 | 1:39.686 | +5.089 | 13:08:05.514 |
| 11 | 1:38.893 | +4.296 | 13:09:44.407 |
| 12 | 1:39.003 | +4.406 | 13:11:23.410 |
| 13 | 1:37.387 | +2.790 | 13:13:00.797 |
| 14 | 1:38.912 | +4.315 | 13:14:39.709 |
| 15 | 1:34.930 | +0.333 | 13:16:14.639 |

| Lap | Lap Tm | Diff | Time of Day |
|--------------------------------|-----------------|--------|--------------|
| (13) JORDI MELICH PALAU | | | |
| 1 | 1:34.565 | | 12:53:35.840 |
| 2 | 1:36.223 | +1.658 | 12:55:12.063 |
| 3 | 1:37.310 | +2.745 | 12:56:49.373 |
| 4 | 1:37.337 | +2.772 | 12:58:26.710 |
| 5 | 1:37.493 | +2.928 | 13:00:04.203 |
| 6 | 1:36.839 | +2.274 | 13:01:41.042 |
| 7 | 1:36.686 | +2.121 | 13:03:17.728 |
| 8 | 1:38.188 | +3.623 | 13:04:55.916 |
| 9 | 1:37.832 | +3.267 | 13:06:33.748 |
| 10 | 1:38.313 | +3.748 | 13:08:12.061 |
| 11 | 1:41.886 | +7.321 | 13:09:53.947 |
| 12 | 1:38.601 | +4.036 | 13:11:32.548 |
| 13 | 1:39.616 | +5.051 | 13:13:12.164 |
| 14 | 1:39.168 | +4.603 | 13:14:51.332 |
| 15 | 1:43.898 | +9.333 | 13:16:35.230 |

| Lap | Lap Tm | Diff | Time of Day |
|--|----------|--------|--------------|
| (53) JOSE LUIS PRIETO ARGÜELLES | | | |
| 1 | 1:41.295 | +3.392 | 12:53:43.007 |
| 2 | 1:40.389 | +2.486 | 12:55:23.396 |
| 3 | 1:38.843 | +0.940 | 12:57:02.239 |
| 4 | 1:39.116 | +1.213 | 12:58:41.355 |
| 5 | 1:40.974 | +3.071 | 13:00:22.329 |
| 6 | 1:40.138 | +2.235 | 13:02:02.467 |

| Lap | Lap Tm | Diff | Time of Day |
|-----|-----------------|--------|--------------|
| 7 | 1:38.272 | +0.369 | 13:03:40.739 |
| 8 | 1:38.301 | +0.398 | 13:05:19.040 |
| 9 | 1:37.903 | | 13:06:56.943 |
| 10 | 1:39.863 | +1.960 | 13:08:36.806 |
| 11 | 1:40.885 | +2.982 | 13:10:17.691 |
| 12 | 1:42.915 | +5.012 | 13:12:00.606 |
| 13 | 1:41.532 | +3.629 | 13:13:42.138 |
| 14 | 1:41.491 | +3.588 | 13:15:23.629 |
| 15 | 1:44.235 | +6.332 | 13:17:07.864 |

| Lap | Lap Tm | Diff | Time of Day |
|---------------------------------|-----------------|---------|--------------|
| (25) IÑIGO GARCIA PINEDO | | | |
| 1 | 1:39.300 | +2.748 | 12:53:40.991 |
| 2 | 1:36.552 | | 12:55:17.543 |
| 3 | 1:37.874 | +1.322 | 12:56:55.417 |
| 4 | 1:39.202 | +2.650 | 12:58:34.619 |
| 5 | 1:41.106 | +4.554 | 13:00:15.725 |
| 6 | 1:42.389 | +5.837 | 13:01:58.114 |
| 7 | 1:40.791 | +4.239 | 13:03:38.905 |
| 8 | 1:42.560 | +6.008 | 13:05:21.465 |
| 9 | 1:46.325 | +9.773 | 13:07:07.790 |
| 10 | 1:59.539 | +22.987 | 13:09:07.329 |
| 11 | 1:56.821 | +20.269 | 13:11:04.150 |
| 12 | 1:58.696 | +22.144 | 13:13:02.846 |
| 13 | 1:52.118 | +15.566 | 13:14:54.964 |
| 14 | 2:02.531 | +25.979 | 13:16:57.495 |

Almenar, Campeonato de España de QuadX

Clasificado por vueltas

Q1 PRO El Terré 0,000 km
 Segunda Manga 12/09/2010 14:50
 Carrera (20:00 y 2 Vueltas) iniciado a 14:50:26

| Pos. | N° | Nombre | Vit. | Dif. 1° | Total T° | Mejor Tm | Club | Marca |
|-----------------------------------|----|----------------------------|------|----------|-----------|----------|---------------------|--------|
| 1 | 24 | RAUL VEGA PAMPANO | 16 | | 23:53.742 | 1:28.039 | | HONDA |
| 2 | 26 | TEOFILO VIÑARAS GALLART | 16 | 14.968 | 24:08.710 | 1:28.869 | Recas | SUZUKI |
| 3 | 7 | IVAN PUIME RODRIGUEZ | 16 | 26.727 | 24:20.469 | 1:30.125 | C. Esc. Moto Pasion | HONDA |
| 4 | 62 | DANIEL SANTOS FONTECHA | 16 | 1:02.206 | 24:55.948 | 1:29.528 | | KTM |
| 5 | 99 | VITOR HUGO TEXEIRA SOARES | 16 | 1:15.442 | 25:09.184 | 1:32.395 | | SUZUKI |
| 6 | 33 | ANTXO JAUREGUI IRASUEGUI | 15 | 1 Vuelta | 24:30.997 | 1:35.538 | | HONDA |
| 7 | 13 | JORDI MELICH PALAU | 15 | 1 Vuelta | 25:03.583 | 1:35.726 | | YAMAHA |
| 8 | 53 | JOSE LUIS PRIETO ARGÜELLES | 15 | 1 Vuelta | 25:32.594 | 1:37.186 | Moto Club Urso | HONDA |
| No clasificado (75% = 12 Vueltas) | | | | | | | | |
| NT | 25 | IÑIGO GARCIA PINEDO | 10 | NT | 16:47.004 | 1:38.007 | Mc. Rioja | SUZUKI |
| NE | 66 | GUILLERMO AMO AIRA | | NE | | | MS Onda | KTM |

| Margin of Victory | Avg. Speed | Best Lap Tm | Best Spd | Best Lap by |
|-------------------|------------|-------------|----------|------------------------|
| 14.968 | - | 1:28.039 | - | 24 - RAUL VEGA PAMPANO |

Jefe de cronometraje

Orbits

Director de Carrera

www.sport-adventure.net



Almenar, Campeonato de España de QuadX

Q1 PRO

El Terré 0,000 km

Segunda Manga

12/09/2010 14:50

Carrera (20:00 y 2 Vueltas) iniciado a 14:50:26

| Lap | Lap Tm | Diff | Time of Day |
|-------------------------------|-----------------|--------|--------------|
| (24) RAUL VEGA PAMPANO | | | |
| 1 | 1:31.960 | +3.921 | 14:52:03.314 |
| 2 | 1:29.779 | +1.740 | 14:53:33.093 |
| 3 | 1:29.284 | +1.245 | 14:55:02.377 |
| 4 | 1:28.039 | | 14:56:30.416 |
| 5 | 1:28.113 | +0.074 | 14:57:58.529 |
| 6 | 1:28.757 | +0.718 | 14:59:27.286 |
| 7 | 1:28.186 | +0.147 | 15:00:55.472 |
| 8 | 1:28.413 | +0.374 | 15:02:23.885 |
| 9 | 1:28.461 | +0.422 | 15:03:52.346 |
| 10 | 1:29.561 | +1.522 | 15:05:21.907 |
| 11 | 1:29.456 | +1.417 | 15:06:51.363 |
| 12 | 1:29.831 | +1.792 | 15:08:21.194 |
| 13 | 1:28.894 | +0.855 | 15:09:50.088 |
| 14 | 1:28.690 | +0.651 | 15:11:18.778 |
| 15 | 1:29.800 | +1.761 | 15:12:48.578 |
| 16 | 1:31.893 | +3.854 | 15:14:20.471 |

| Lap | Lap Tm | Diff | Time of Day |
|-------------------------------------|-----------------|--------|--------------|
| (26) TEOFILO VIÑARAS GALLART | | | |
| 1 | 1:31.277 | +2.408 | 14:52:02.854 |
| 2 | 1:29.552 | +0.683 | 14:53:32.406 |
| 3 | 1:30.972 | +2.103 | 14:55:03.378 |
| 4 | 1:29.967 | +1.098 | 14:56:33.345 |
| 5 | 1:28.869 | | 14:58:02.214 |
| 6 | 1:29.059 | +0.190 | 14:59:31.273 |
| 7 | 1:29.613 | +0.744 | 15:01:00.886 |
| 8 | 1:29.703 | +0.834 | 15:02:30.589 |
| 9 | 1:29.438 | +0.569 | 15:04:00.027 |
| 10 | 1:31.217 | +2.348 | 15:05:31.244 |
| 11 | 1:30.342 | +1.473 | 15:07:01.586 |
| 12 | 1:29.545 | +0.676 | 15:08:31.131 |
| 13 | 1:32.194 | +3.325 | 15:10:03.325 |
| 14 | 1:29.934 | +1.065 | 15:11:33.259 |
| 15 | 1:30.608 | +1.739 | 15:13:03.867 |
| 16 | 1:31.572 | +2.703 | 15:14:35.439 |

| Lap | Lap Tm | Diff | Time of Day |
|---------------------------------|-----------------|--------|--------------|
| (7) IVAN PUIME RODRIGUEZ | | | |
| 1 | 1:32.746 | +2.621 | 14:52:04.399 |
| 2 | 1:31.175 | +1.050 | 14:53:35.574 |
| 3 | 1:30.125 | | 14:55:05.699 |
| 4 | 1:31.048 | +0.923 | 14:56:36.747 |
| 5 | 1:30.793 | +0.668 | 14:58:07.540 |
| 6 | 1:30.166 | +0.041 | 14:59:37.706 |
| 7 | 1:30.643 | +0.518 | 15:01:08.349 |
| 8 | 1:30.215 | +0.090 | 15:02:38.564 |
| 9 | 1:30.592 | +0.467 | 15:04:09.156 |
| 10 | 1:30.591 | +0.466 | 15:05:39.747 |
| 11 | 1:33.215 | +3.090 | 15:07:12.962 |
| 12 | 1:30.662 | +0.537 | 15:08:43.624 |
| 13 | 1:30.428 | +0.303 | 15:10:14.052 |
| 14 | 1:30.993 | +0.868 | 15:11:45.045 |
| 15 | 1:30.410 | +0.285 | 15:13:15.455 |
| 16 | 1:31.743 | +1.618 | 15:14:47.198 |

| Lap | Lap Tm | Diff | Time of Day |
|------------------------------------|-----------------|---------|--------------|
| (62) DANIEL SANTOS FONTECHA | | | |
| 1 | 2:12.462 | +42.934 | 14:52:43.767 |
| 2 | 1:29.832 | +0.304 | 14:54:13.599 |
| 3 | 1:30.754 | +1.226 | 14:55:44.353 |
| 4 | 1:30.362 | +0.834 | 14:57:14.715 |
| 5 | 1:30.582 | +1.054 | 14:58:45.297 |
| 6 | 1:31.646 | +2.118 | 15:00:16.943 |
| 7 | 1:29.528 | | 15:01:46.471 |
| 8 | 1:30.237 | +0.709 | 15:03:16.708 |
| 9 | 1:30.508 | +0.980 | 15:04:47.216 |
| 10 | 1:30.094 | +0.566 | 15:06:17.310 |

| Lap | Lap Tm | Diff | Time of Day |
|-----|----------|--------|--------------|
| 11 | 1:29.894 | +0.366 | 15:07:47.204 |
| 12 | 1:29.873 | +0.345 | 15:09:17.077 |
| 13 | 1:30.584 | +1.056 | 15:10:47.661 |
| 14 | 1:30.464 | +0.936 | 15:12:18.125 |
| 15 | 1:31.361 | +1.833 | 15:13:49.486 |
| 16 | 1:33.191 | +3.663 | 15:15:22.677 |

| Lap | Lap Tm | Diff | Time of Day |
|---------------------------------------|-----------------|--------|--------------|
| (99) VITOR HUGO TEXEIRA SOARES | | | |
| 1 | 1:36.564 | +4.169 | 14:52:08.488 |
| 2 | 1:32.915 | +0.520 | 14:53:41.403 |
| 3 | 1:33.894 | +1.499 | 14:55:15.297 |
| 4 | 1:34.052 | +1.657 | 14:56:49.349 |
| 5 | 1:33.078 | +0.683 | 14:58:22.427 |
| 6 | 1:33.701 | +1.306 | 14:59:56.128 |
| 7 | 1:34.976 | +2.581 | 15:01:31.104 |
| 8 | 1:33.254 | +0.859 | 15:03:04.358 |
| 9 | 1:32.695 | +0.300 | 15:04:37.053 |
| 10 | 1:32.395 | | 15:06:09.448 |
| 11 | 1:34.176 | +1.781 | 15:07:43.624 |
| 12 | 1:35.307 | +2.912 | 15:09:18.931 |
| 13 | 1:33.162 | +0.767 | 15:10:52.093 |
| 14 | 1:34.070 | +1.675 | 15:12:26.163 |
| 15 | 1:33.396 | +1.001 | 15:13:59.559 |
| 16 | 1:36.354 | +3.959 | 15:15:35.913 |

| Lap | Lap Tm | Diff | Time of Day |
|---------------------------------------|-----------------|--------|--------------|
| (33) ANTUXO JAUREGUI IRASUEGUI | | | |
| 1 | 1:38.997 | +3.459 | 14:52:10.475 |
| 2 | 1:37.423 | +1.885 | 14:53:47.898 |
| 3 | 1:35.903 | +0.365 | 14:55:23.801 |
| 4 | 1:35.538 | | 14:56:59.339 |
| 5 | 1:36.590 | +1.052 | 14:58:35.929 |
| 6 | 1:37.124 | +1.586 | 15:00:13.053 |
| 7 | 1:38.514 | +2.976 | 15:01:51.567 |
| 8 | 1:36.560 | +1.022 | 15:03:28.127 |
| 9 | 1:36.814 | +1.276 | 15:05:04.941 |
| 10 | 1:38.146 | +2.608 | 15:06:43.087 |
| 11 | 1:38.572 | +3.034 | 15:08:21.659 |
| 12 | 1:37.020 | +1.482 | 15:09:58.679 |
| 13 | 1:40.243 | +4.705 | 15:11:38.922 |
| 14 | 1:39.039 | +3.501 | 15:13:17.961 |
| 15 | 1:39.765 | +4.227 | 15:14:57.726 |

| Lap | Lap Tm | Diff | Time of Day |
|--------------------------------|-----------------|--------|--------------|
| (13) JORDI MELICH PALAU | | | |
| 1 | 1:35.726 | | 14:52:07.088 |
| 2 | 1:37.629 | +1.903 | 14:53:44.717 |
| 3 | 1:37.529 | +1.803 | 14:55:22.246 |
| 4 | 1:36.426 | +0.700 | 14:56:58.672 |
| 5 | 1:39.761 | +4.035 | 14:58:38.433 |
| 6 | 1:38.236 | +2.510 | 15:00:16.669 |
| 7 | 1:38.674 | +2.948 | 15:01:55.343 |
| 8 | 1:40.543 | +4.817 | 15:03:35.886 |
| 9 | 1:39.776 | +4.050 | 15:05:15.662 |
| 10 | 1:41.691 | +5.965 | 15:06:57.353 |
| 11 | 1:42.051 | +6.325 | 15:08:39.404 |
| 12 | 1:42.807 | +7.081 | 15:10:22.211 |
| 13 | 1:42.759 | +7.033 | 15:12:04.970 |
| 14 | 1:41.463 | +5.737 | 15:13:46.433 |
| 15 | 1:43.879 | +8.153 | 15:15:30.312 |

| Lap | Lap Tm | Diff | Time of Day |
|--|-----------------|--------|--------------|
| (53) JOSE LUIS PRIETO ARGÜELLES | | | |
| 1 | 1:43.990 | +6.804 | 14:52:16.360 |
| 2 | 1:39.236 | +2.050 | 14:53:55.596 |
| 3 | 1:38.041 | +0.855 | 14:55:33.637 |
| 4 | 1:37.186 | | 14:57:10.823 |
| 5 | 1:39.512 | +2.326 | 14:58:50.335 |
| 6 | 1:39.465 | +2.279 | 15:00:29.800 |

| Lap | Lap Tm | Diff | Time of Day |
|-----|----------|---------|--------------|
| 7 | 1:38.192 | +1.006 | 15:02:07.992 |
| 8 | 1:39.328 | +2.142 | 15:03:47.320 |
| 9 | 1:44.230 | +7.044 | 15:05:31.550 |
| 10 | 1:42.107 | +4.921 | 15:07:13.657 |
| 11 | 1:38.742 | +1.556 | 15:08:52.399 |
| 12 | 1:47.212 | +10.026 | 15:10:39.611 |
| 13 | 1:46.035 | +8.849 | 15:12:25.646 |
| 14 | 1:44.334 | +7.148 | 15:14:09.980 |
| 15 | 1:49.343 | +12.157 | 15:15:59.323 |

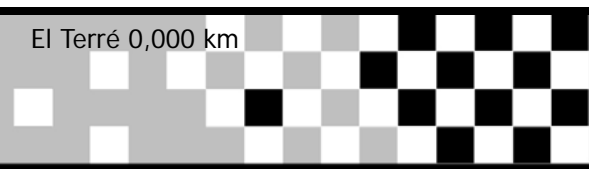
| Lap | Lap Tm | Diff | Time of Day |
|---------------------------------|-----------------|--------|--------------|
| (25) IÑIGO GARCIA PINEDO | | | |
| 1 | 1:41.216 | +3.209 | 14:52:13.143 |
| 2 | 1:38.007 | | 14:53:51.150 |
| 3 | 1:39.542 | +1.535 | 14:55:30.692 |
| 4 | 1:38.341 | +0.334 | 14:57:09.033 |
| 5 | 1:38.942 | +0.935 | 14:58:47.975 |
| 6 | 1:38.387 | +0.380 | 15:00:26.362 |
| 7 | 1:40.107 | +2.100 | 15:02:06.469 |
| 8 | 1:40.615 | +2.608 | 15:03:47.084 |
| 9 | 1:43.637 | +5.630 | 15:05:30.721 |
| 10 | 1:43.012 | +5.005 | 15:07:13.733 |

Almenar, Campeonato de España de QuadX

Q1 PRO

El Terré 0,000 km

Final Q1



| Pos. | Nº | Nombre | Total puntos | 1ªM | 2ªM | Marca | Club |
|------|----|----------------------------|--------------|-----|-----|--------|---------------------|
| 1 | 24 | RAUL VEGA PAMPANO | 50 | 25 | 25 | HONDA | |
| 2 | 26 | TEOFILO VIÑARAS GALLART | 44 | 22 | 22 | SUZUKI | Recas |
| 3 | 7 | IVAN PUIME RODRIGUEZ | 38 | 18 | 20 | HONDA | C. Esc. Moto Pasion |
| 4 | 62 | DANIEL SANTOS FONTECHA | 38 | 20 | 18 | KTM | |
| 5 | 99 | VITOR HUGO TEXEIRA SOARES | 32 | 16 | 16 | SUZUKI | |
| 6 | 33 | ANTXO JAUREGUI IRASUEGUI | 30 | 15 | 15 | HONDA | |
| 7 | 13 | JORDI MELICH PALAU | 28 | 14 | 14 | YAMAHA | |
| 8 | 53 | JOSE LUIS PRIETO ARGÜELLES | 26 | 13 | 13 | HONDA | Moto Club Urso |
| 9 | 25 | IÑIGO GARCIA PINEDO | 12 | 12 | 0 | SUZUKI | Mc. Rioja |
| 10 | 66 | GUILLERMO AMO AIRA | 0 | 0 | 0 | KTM | MS Onda |

Almenar, Campeonato de España de QuadX

Clasificado por mejor tiempo de vuelta

Q2

El Terré 0,000 km

Entrenos Oficiales

12/09/2010 08:30

Clasificación (40:00 Tiempo) iniciado a 8:30:00

| Pos. | Nº | Nombre | Mejor Tm | Dif. resp. 1º | En Vuelta | Marca | Club |
|------|----|-------------------------------|----------|---------------|-----------|----------|------------------------|
| 1 | 77 | ALBERT RODRIGUEZ FERNANDEZ | 1:28.397 | | 7 | KAWASAKI | |
| 2 | 55 | ADRIAN BAQUEDANO SERRANO | 1:28.550 | 0.153 | 8 | KTM | |
| 3 | 40 | DANIEL VILA VAQUES | 1:28.790 | 0.393 | 9 | KTM | |
| 4 | 72 | ENRIQUE PARDO GRANADO | 1:29.486 | 1.089 | 13 | KTM | Palentino Mc |
| 5 | 64 | ORIOI VIDAL MONTIJANO | 1:30.803 | 2.406 | 16 | YAMAHA | Mc Rav Motor |
| 6 | 23 | KILLIAN DIAZ GOMEZ | 1:31.845 | 3.448 | 9 | KTM | |
| 7 | 87 | RUBEN SOLER MARTI | 1:31.955 | 3.558 | 10 | KTM | Ctat. Albaida |
| 8 | 88 | DAVID LANDA LANDA | 1:32.573 | 4.176 | 13 | KTM | |
| 9 | 24 | DANIEL PEREZ CARRERA | 1:33.287 | 4.890 | 12 | SUZUKI | Mc. Dagan |
| 10 | 2 | TONI VINGUT RIGGALL | 1:34.344 | 5.947 | 16 | KTM | Mc. Formentera-Eivissa |
| 11 | 15 | MIGUEL A. LANDA LANDA | 1:35.444 | 7.047 | 8 | KTM | |
| 12 | 94 | ELADIO AYTHAMI SANCHEZ MELIAN | 1:36.520 | 8.123 | 15 | HONDA | |
| 13 | 38 | CARLOS LEOZ GAINZA | 1:37.780 | 9.383 | 12 | KTM | |
| 14 | 44 | LUIS Mª UGARTE MUGA | 1:38.863 | 10.466 | 8 | KTM | |
| 15 | 17 | JON ANDER SOTILLOS GOMEZ | 1:42.596 | 14.199 | 15 | KTM | |

Jefe de cronometraje

Orbits

Director de Carrera

www.sport-adventure.net



Almenar, Campeonato de España de QuadX

Q2

El Terré 0,000 km

Entrenos Oficiales

12/09/2010 08:30

Clasificación (40:00 Tiempo) iniciado a 8:30:00

| Lap | Lap Tm | Diff | Time of Day |
|-----|-----------------|-----------|-------------|
| 3 | 1:44.718 | +6.938 | 8:43:15.403 |
| 4 | 1:42.044 | +4.264 | 8:44:57.447 |
| 5 | 1:43.199 | +5.419 | 8:46:40.646 |
| 6 | 4:52.528 | +3:14.748 | 8:51:33.174 |
| 7 | 1:41.013 | +3.233 | 8:53:14.187 |
| 8 | 1:40.115 | +2.335 | 8:54:54.302 |
| 9 | 1:39.449 | +1.669 | 8:56:33.751 |
| 10 | 4:51.654 | +3:13.874 | 9:01:25.405 |
| 11 | 1:50.700 | +12.920 | 9:03:16.105 |
| 12 | 1:37.780 | | 9:04:53.885 |
| 13 | 1:52.938 | +15.158 | 9:06:46.823 |
| 14 | 1:38.243 | +0.463 | 9:08:25.066 |
| 15 | 1:38.369 | +0.589 | 9:10:03.435 |

(44) LUIS Mª UGARTE MUGA

| | | | |
|----|-----------------|-----------|-------------|
| 1 | | | 8:35:58.454 |
| 2 | 2:03.519 | +24.656 | 8:38:01.973 |
| 3 | 1:44.998 | +6.135 | 8:39:46.971 |
| 4 | 1:42.722 | +3.859 | 8:41:29.693 |
| 5 | 1:46.907 | +8.044 | 8:43:16.600 |
| 6 | 7:58.617 | +6:19.754 | 8:51:15.217 |
| 7 | 1:43.703 | +4.840 | 8:52:58.920 |
| 8 | 1:38.863 | | 8:54:37.783 |
| 9 | 1:39.017 | +0.154 | 8:56:16.800 |
| 10 | 1:40.391 | +1.528 | 8:57:57.191 |
| 11 | 1:40.234 | +1.371 | 8:59:37.425 |
| 12 | 6:05.816 | +4:26.953 | 9:05:43.241 |
| 13 | 1:40.167 | +1.304 | 9:07:23.408 |
| 14 | 1:40.460 | +1.597 | 9:09:03.868 |

(17) JON ANDER SOTILLOS GOMEZ

| | | | |
|----|-----------------|-----------|-------------|
| 1 | | | 8:39:59.901 |
| 2 | 2:20.148 | +37.552 | 8:42:20.049 |
| 3 | 2:09.212 | +26.616 | 8:44:29.261 |
| 4 | 1:57.351 | +14.755 | 8:46:26.612 |
| 5 | 1:48.181 | +5.585 | 8:48:14.793 |
| 6 | 1:46.466 | +3.870 | 8:50:01.259 |
| 7 | 1:46.703 | +4.107 | 8:51:47.962 |
| 8 | 2:06.948 | +24.352 | 8:53:54.910 |
| 9 | 2:12.816 | +30.220 | 8:56:07.726 |
| 10 | 1:44.327 | +1.731 | 8:57:52.053 |
| 11 | 1:44.056 | +1.460 | 8:59:36.109 |
| 12 | 1:43.226 | +0.630 | 9:01:19.335 |
| 13 | 1:42.928 | +0.332 | 9:03:02.263 |
| 14 | 4:36.095 | +2:53.499 | 9:07:38.358 |
| 15 | 1:42.596 | | 9:09:20.954 |

Almenar, Campeonato de España de QuadX

Clasificado por vueltas

Q2
Primera Manga
Carrera (15:00 y 2 Vueltas) iniciado a 11:29:04

El Terré 0,000 km
12/09/2010 11:30

| Pos. | Nº | Nombre | Vit. | Dif. 1º | Total Tº | Mejor Tm | Club | Marca |
|------|----|-------------------------------|------|----------|-----------|----------|------------------------|----------|
| 1 | 55 | ADRIAN BAQUEDANO SERRANO | 12 | | 18:01.740 | 1:28.837 | | KTM |
| 2 | 77 | ALBERT RODRIGUEZ FERNANDEZ | 12 | 12.149 | 18:13.889 | 1:29.247 | | KAWASAKI |
| 3 | 72 | ENRIQUE PARDO GRANADO | 12 | 34.745 | 18:36.485 | 1:30.525 | Palentino Mc | KTM |
| 4 | 87 | RUBEN SOLER MARTI | 12 | 38.915 | 18:40.655 | 1:31.246 | Ctat. Albaida | KTM |
| 5 | 88 | DAVID LANDA LANDA | 12 | 40.670 | 18:42.410 | 1:31.890 | | KTM |
| 6 | 64 | ORIOL VIDAL MONTIJANO | 12 | 42.647 | 18:44.387 | 1:32.102 | Mc Rav Motor | YAMAHA |
| 7 | 15 | MIGUEL A. LANDA LANDA | 12 | 48.894 | 18:50.634 | 1:32.625 | | KTM |
| 8 | 24 | DANIEL PEREZ CARRERA | 12 | 50.581 | 18:52.321 | 1:32.683 | Mc. Dagan | SUZUKI |
| 9 | 40 | DANIEL VILA VAQUES | 12 | 1:08.014 | 19:09.754 | 1:30.389 | | KTM |
| 10 | 23 | KILLIAN DIAZ GOMEZ | 12 | 1:14.569 | 19:16.309 | 1:32.694 | | KTM |
| 11 | 2 | TONI VINGUT RIGGALL | 12 | 1:17.200 | 19:18.940 | 1:34.319 | Mc. Formentera-Eivissa | KTM |
| 12 | 38 | CARLOS LEOZ GAINZA | 11 | 1 Vuelta | 18:08.318 | 1:36.061 | | KTM |
| 13 | 44 | LUIS Mª UGARTE MUGA | 11 | 1 Vuelta | 18:11.421 | 1:36.874 | | KTM |
| 14 | 94 | ELADIO AYTHAMI SANCHEZ MELIAN | 11 | 1 Vuelta | 18:18.991 | 1:36.334 | | HONDA |
| 15 | 17 | JON ANDER SOTILLOS GOMEZ | 11 | 1 Vuelta | 18:48.805 | 1:38.553 | | KTM |

| Margin of Victory | Avg. Speed | Best Lap Tm | Best Spd | Best Lap by |
|-------------------|------------|-------------|----------|----------------------------|
| 12.149 | - | 1:28.837 | - | 55 - ADRIAN BAQUEDANO SERR |

Jefe de cronometraje

Orbits

Director de Carrera
www.sport-adventure.net



Almenar, Campeonato de España de QuadX

Q2

El Terré 0,000 km

Primera Manga

12/09/2010 11:30

Carrera (15:00 y 2 Vueltas) iniciado a 11:29:04

| Lap | Lap Tm | Diff | Time of Day |
|-----|-----------------|--------|--------------|
| 4 | 1:39.178 | +0.625 | 11:36:02.148 |
| 5 | 1:38.665 | +0.112 | 11:37:40.813 |
| 6 | 1:38.553 | | 11:39:19.366 |
| 7 | 1:41.708 | +3.155 | 11:41:01.074 |
| 8 | 1:43.064 | +4.511 | 11:42:44.138 |
| 9 | 1:40.687 | +2.134 | 11:44:24.825 |
| 10 | 1:43.215 | +4.662 | 11:46:08.040 |
| 11 | 1:44.835 | +6.282 | 11:47:52.875 |

| Lap | Lap Tm | Diff | Time of Day |
|-----|--------|------|-------------|
|-----|--------|------|-------------|

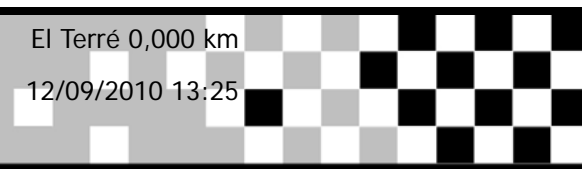
| Lap | Lap Tm | Diff | Time of Day |
|-----|--------|------|-------------|
|-----|--------|------|-------------|

Almenar, Campeonato de España de QuadX

Clasificado por vueltas

Q2
Segunda manga
Carrera (15:00 y 2 Vueltas) iniciado a 13:26:42

El Terré 0,000 km
12/09/2010 13:25



| Pos. | Nº | Nombre | Vlt. | Dif. 1º | Total Tº | Mejor Tm | Club | Marca |
|----------------------------------|----|-------------------------------|------|----------|-----------|----------|------------------------|----------|
| 1 | 77 | ALBERT RODRIGUEZ FERNANDEZ | 12 | | 18:06.403 | 1:28.459 | | KAWASAKI |
| 2 | 55 | ADRIAN BAQUEDANO SERRANO | 12 | 2.587 | 18:08.990 | 1:29.010 | | KTM |
| 3 | 15 | MIGUEL A. LANDA LANDA | 12 | 35.426 | 18:41.829 | 1:31.926 | | KTM |
| 4 | 72 | ENRIQUE PARDO GRANADO | 12 | 35.636 | 18:42.039 | 1:31.225 | Palentino Mc | KTM |
| 5 | 64 | ORIOL VIDAL MONTIJANO | 12 | 37.315 | 18:43.718 | 1:32.353 | Mc Rav Motor | YAMAHA |
| 6 | 87 | RUBEN SOLER MARTI | 12 | 1:05.528 | 19:11.931 | 1:33.180 | Ctat. Albaida | KTM |
| 7 | 23 | KILLIAN DIAZ GOMEZ | 12 | 1:08.886 | 19:15.289 | 1:32.806 | | KTM |
| 8 | 88 | DAVID LANDA LANDA | 12 | 1:13.917 | 19:20.320 | 1:33.524 | | KTM |
| 9 | 2 | TONI VINGUT RIGGALL | 12 | 1:15.862 | 19:22.265 | 1:35.419 | Mc. Formentera-Eivissa | KTM |
| 10 | 24 | DANIEL PEREZ CARRERA | 12 | 1:21.238 | 19:27.641 | 1:33.176 | Mc. Dagan | SUZUKI |
| 11 | 94 | ELADIO AYTHAMI SANCHEZ MELIAN | 12 | 1:31.165 | 19:37.568 | 1:35.646 | | HONDA |
| 12 | 17 | JON ANDER SOTILLOS GOMEZ | 11 | 1 Vuelta | 18:17.539 | 1:38.283 | | KTM |
| 13 | 38 | CARLOS LEOZ GAINZA | 11 | 1 Vuelta | 18:21.655 | 1:38.156 | | KTM |
| 14 | 44 | LUIS Mª UGARTE MUGA | 11 | 1 Vuelta | 18:26.087 | 1:37.557 | | KTM |
| No clasificado (75% = 9 Vueltas) | | | | | | | | |
| NT | 40 | DANIEL VILA VAQUES | 5 | NT | 7:51.686 | 1:31.675 | | KTM |

| Margin of Victory | Avg. Speed | Best Lap Tm | Best Spd | Best Lap by |
|-------------------|------------|-------------|----------|-----------------------------|
| 2.587 | - | 1:28.459 | - | 77 - ALBERT RODRIGUEZ FERNA |

Jefe de cronometraje

Orbits

Director de Carrera

www.sport-adventure.net



Almenar, Campeonato de España de QuadX

Q2

El Terré 0,000 km

Segunda manga

12/09/2010 13:25

Carrera (15:00 y 2 Vueltas) iniciado a 13:26:42

| Lap | Lap Tm | Diff | Time of Day |
|-----|----------|--------|--------------|
| 4 | 1:33.201 | +1.526 | 13:32:57.730 |
| 5 | 1:36.458 | +4.783 | 13:34:34.188 |

| Lap | Lap Tm | Diff | Time of Day |
|-----|--------|------|-------------|
|-----|--------|------|-------------|


| Lap | Lap Tm | Diff | Time of Day |
|-----|--------|------|-------------|
|-----|--------|------|-------------|

Almenar, Campeonato de España de QuadX

Q2

El Terré 0,000 km

Final Q2



| Pos. | Nº | Nombre | Total puntos | 1ªM | 2ªM | Marca | Club |
|------|----|-------------------------------|--------------|-----|-----|----------|------------------------|
| 1 | 77 | ALBERT RODRIGUEZ FERNANDEZ | 47 | 22 | 25 | KAWASAKI | |
| 2 | 55 | ADRIAN BAQUEDANO SERRANO | 47 | 25 | 22 | KTM | |
| 3 | 72 | ENRIQUE PARDO GRANADO | 38 | 20 | 18 | KTM | Palentino Mc |
| 4 | 15 | MIGUEL A. LANDA LANDA | 34 | 14 | 20 | KTM | |
| 5 | 87 | RUBEN SOLER MARTI | 33 | 18 | 15 | KTM | Ctat. Albaida |
| 6 | 64 | ORIOI VIDAL MONTIJANO | 31 | 15 | 16 | YAMAHA | Mc Rav Motor |
| 7 | 88 | DAVID LANDA LANDA | 29 | 16 | 13 | KTM | |
| 8 | 23 | KILLIAN DIAZ GOMEZ | 25 | 11 | 14 | KTM | |
| 9 | 24 | DANIEL PEREZ CARRERA | 24 | 13 | 11 | SUZUKI | Mc. Dagan |
| 10 | 2 | TONI VINGUT RIGGALL | 22 | 10 | 12 | KTM | Mc. Formentera-Eivissa |
| 11 | 94 | ELADIO AYTHAMI SANCHEZ MELIAN | 17 | 7 | 10 | HONDA | |
| 12 | 38 | CARLOS LEOZ GAINZA | 17 | 9 | 8 | KTM | |
| 13 | 17 | JON ANDER SOTILLOS GOMEZ | 15 | 6 | 9 | KTM | |
| 14 | 44 | LUIS Mª UGARTE MUGA | 15 | 8 | 7 | KTM | |
| 15 | 40 | DANIEL VILA VAQUES | 12 | 12 | 0 | KTM | |

Almenar, Campeonato de España de QuadX

Clasificado por mejor tiempo de vuelta

Quad SERIES

El Terré 0,000 km

Entrenos Oficiales

12/09/2010 09:15

Clasificación (42:00 Tiempo) iniciado a 9:15:04

| Pos. | Nº | Nombre | Mejor Tm | Dif. resp. 1º | En Vuelta | Marca | Club |
|------|----|---------------------------|----------|---------------|-----------|--------|--------------------|
| 1 | 16 | ALEX BONILLO TALENS | 1:29.698 | | 5 | HONDA | Ctat. Albaida |
| 2 | 36 | AARON ALCEDA CAUSAPE | 1:31.413 | 1.715 | 8 | KTM | Mc. Zuera |
| 3 | 22 | DANIEL A. REMUIÑAN GRAÑA | 1:33.608 | 3.910 | 8 | KTM | Eco Quad Galicia |
| 4 | 19 | MANUEL PARICIO ALONSO | 1:34.242 | 4.544 | 12 | | Vallisoletano Mc. |
| 5 | 18 | MARIO ESCUER LAPIEDRA | 1:38.058 | 8.360 | 8 | KTM | |
| 6 | 77 | ADRIAN GARCIA GONZALEZ | 1:38.408 | 8.710 | 14 | YAMAHA | Terremotar Almenar |
| 7 | 34 | PASQUAL LORENTE FERNANDEZ | 1:40.558 | 10.860 | 13 | SUZUKI | |

Almenar, Campeonato de España de QuadX

Quad SERIES

El Terré 0,000 km

Entrenos Oficiales

12/09/2010 09:15

Clasificación (42:00 Tiempo) iniciado a 9:15:04

| Lap | Lap Tm | Diff | Time of Day |
|---------------------------------|-----------------|------------|-------------|
| (16) ALEX BONILLO TALENS | | | |
| 1 | | | 9:16:53.670 |
| 2 | 1:57.375 | +27.677 | 9:18:51.045 |
| 3 | 1:34.622 | +4.924 | 9:20:25.667 |
| 4 | 1:31.842 | +2.144 | 9:21:57.509 |
| 5 | 1:29.698 | | 9:23:27.207 |
| 6 | 29:16.131 | +27:46.433 | 9:52:43.338 |
| 7 | 1:32.012 | +2.314 | 9:54:15.350 |
| 8 | 1:34.050 | +4.352 | 9:55:49.400 |

| Lap | Lap Tm | Diff | Time of Day |
|----------------------------------|-----------------|-----------|-------------|
| (36) AARON ALCEDA CAUSAPE | | | |
| 1 | | | 9:23:30.371 |
| 2 | 1:41.653 | +10.240 | 9:25:12.024 |
| 3 | 1:50.938 | +19.525 | 9:27:02.962 |
| 4 | 1:32.630 | +1.217 | 9:28:35.592 |
| 5 | 1:34.551 | +3.138 | 9:30:10.143 |
| 6 | 8:15.974 | +6:44.561 | 9:38:26.117 |
| 7 | 1:34.047 | +2.634 | 9:40:00.164 |
| 8 | 1:31.413 | | 9:41:31.577 |
| 9 | 8:14.350 | +6:42.937 | 9:49:45.927 |
| 10 | 1:32.598 | +1.185 | 9:51:18.525 |
| 11 | 1:32.401 | +0.988 | 9:52:50.926 |
| 12 | 2:29.184 | +57.771 | 9:55:20.110 |

| Lap | Lap Tm | Diff | Time of Day |
|-------------------------------------|-----------------|------------|-------------|
| (22) DANIELA. REMUIÑAN GRAÑA | | | |
| 1 | | | 9:16:55.407 |
| 2 | 1:51.918 | +18.310 | 9:18:47.325 |
| 3 | 1:37.315 | +3.707 | 9:20:24.640 |
| 4 | 1:41.002 | +7.394 | 9:22:05.642 |
| 5 | 1:36.869 | +3.261 | 9:23:42.511 |
| 6 | 12:38.354 | +11:04.746 | 9:36:20.865 |
| 7 | 1:36.975 | +3.367 | 9:37:57.840 |
| 8 | 1:33.608 | | 9:39:31.448 |

| Lap | Lap Tm | Diff | Time of Day |
|-----------------------------------|-----------------|-----------|-------------|
| (19) MANUEL PARICIO ALONSO | | | |
| 1 | | | 9:17:30.152 |
| 2 | 1:57.654 | +23.412 | 9:19:27.806 |
| 3 | 1:49.416 | +15.174 | 9:21:17.222 |
| 4 | 2:04.768 | +30.526 | 9:23:21.990 |
| 5 | 1:50.678 | +16.436 | 9:25:12.668 |
| 6 | 6:02.011 | +4:27.769 | 9:31:14.679 |
| 7 | 1:35.621 | +1.379 | 9:32:50.300 |
| 8 | 1:36.024 | +1.782 | 9:34:26.324 |
| 9 | 7:10.507 | +5:36.265 | 9:41:36.831 |
| 10 | 1:42.068 | +7.826 | 9:43:18.899 |
| 11 | 1:49.521 | +15.279 | 9:45:08.420 |
| 12 | 1:34.242 | | 9:46:42.662 |
| 13 | 2:19.089 | +44.847 | 9:49:01.751 |
| 14 | 1:34.609 | +0.367 | 9:50:36.360 |
| 15 | 2:15.234 | +40.992 | 9:52:51.594 |
| 16 | 1:44.172 | +9.930 | 9:54:35.766 |

| Lap | Lap Tm | Diff | Time of Day |
|-----------------------------------|-----------------|------------|-------------|
| (18) MARIO ESCUER LAPIEDRA | | | |
| 1 | | | 9:21:27.959 |
| 2 | 1:47.861 | +9.803 | 9:23:15.820 |
| 3 | 1:43.611 | +5.553 | 9:24:59.431 |
| 4 | 1:39.882 | +1.824 | 9:26:39.313 |
| 5 | 2:06.468 | +28.410 | 9:28:45.781 |
| 6 | 14:14.178 | +12:36.120 | 9:42:59.959 |
| 7 | 1:41.406 | +3.348 | 9:44:41.365 |
| 8 | 1:38.058 | | 9:46:19.423 |
| 9 | 1:55.346 | +17.288 | 9:48:14.769 |
| 10 | 1:52.295 | +14.237 | 9:50:07.064 |

| Lap | Lap Tm | Diff | Time of Day |
|------------------------------------|--------|------|-------------|
| (77) ADRIAN GARCIA GONZALEZ | | | |

| Lap | Lap Tm | Diff | Time of Day |
|-----|-----------------|-----------|-------------|
| 1 | | | 9:21:34.451 |
| 2 | 1:48.093 | +9.685 | 9:23:22.544 |
| 3 | 1:45.815 | +7.407 | 9:25:08.359 |
| 4 | 1:41.537 | +3.129 | 9:26:49.896 |
| 5 | 1:41.030 | +2.622 | 9:28:30.926 |
| 6 | 1:41.147 | +2.739 | 9:30:12.073 |
| 7 | 1:41.577 | +3.169 | 9:31:53.650 |
| 8 | 1:40.924 | +2.516 | 9:33:34.574 |
| 9 | 4:53.713 | +3:15.305 | 9:38:28.287 |
| 10 | 1:54.151 | +15.743 | 9:40:22.438 |
| 11 | 1:39.098 | +0.690 | 9:42:01.536 |
| 12 | 6:18.803 | +4:40.395 | 9:48:20.339 |
| 13 | 1:43.867 | +5.459 | 9:50:04.206 |
| 14 | 1:38.408 | | 9:51:42.614 |
| 15 | 1:39.674 | +1.266 | 9:53:22.288 |

| Lap | Lap Tm | Diff | Time of Day |
|---------------------------------------|-----------------|-----------|-------------|
| (34) PASQUAL LORENTE FERNANDEZ | | | |
| 1 | | | 9:17:33.452 |
| 2 | 1:55.429 | +14.871 | 9:19:28.881 |
| 3 | 1:46.900 | +6.342 | 9:21:15.781 |
| 4 | 1:57.105 | +16.547 | 9:23:12.886 |
| 5 | 2:02.349 | +21.791 | 9:25:15.235 |
| 6 | 3:47.865 | +2:07.307 | 9:29:03.100 |
| 7 | 1:48.910 | +8.352 | 9:30:52.010 |
| 8 | 11:34.752 | +9:54.194 | 9:42:26.762 |
| 9 | 1:42.068 | +1.510 | 9:44:08.830 |
| 10 | 1:42.397 | +1.839 | 9:45:51.227 |
| 11 | 1:42.200 | +1.642 | 9:47:33.427 |
| 12 | 1:50.102 | +9.544 | 9:49:23.529 |
| 13 | 1:40.558 | | 9:51:04.087 |
| 14 | 2:55.300 | +1:14.742 | 9:53:59.387 |

Jefe de cronometraje

Director de Carrera

www.sport-adventure.net

Orbits



Almenar, Campeonato de España de QuadX

Clasificado por vueltas

Quad SERIES

El Terré 0,000 km

Primera Manga

12/09/2010 11:55

Carrera (15:00 y 2 Vueltas) iniciado a 11:54:49

| Pos. | Nº | Nombre | Vit. | Dif. 1º | Total Tº | Mejor Tm | Club | Marca |
|------|----|---------------------------|------|-----------|-----------|----------|--------------------|--------|
| 1 | 36 | AARON ALCEDA CAUSAPE | 13 | | 18:47.528 | 1:31.802 | Mc. Zuera | KTM |
| 2 | 16 | ALEX BONILLO TALENS | 13 | 13.137 | 19:00.665 | 1:33.169 | Ctat. Albaida | HONDA |
| 3 | 19 | MANUEL PARICIO ALONSO | 13 | 17.059 | 19:04.587 | 1:34.298 | Vallisoletano Mc. | |
| 4 | 22 | DANIEL A. REMUIÑAN GRAÑA | 13 | 48.501 | 19:36.029 | 1:33.742 | Eco Quad Galicia | KTM |
| 5 | 34 | PASQUAL LORENTE FERNANDEZ | 13 | 1:35.379 | 20:22.907 | 1:38.340 | | SUZUKI |
| 6 | 77 | ADRIAN GARCIA GONZALEZ | 12 | 1 Vuelta | 19:05.759 | 1:38.189 | Terremotar Almenar | YAMAHA |
| 7 | 18 | MARIO ESCUER LAPIEDRA | 11 | 2 Vueltas | 19:51.489 | 1:37.037 | | KTM |

| Margin of Victory | Avg. Speed | Best Lap Tm | Best Spd | Best Lap by |
|-------------------|------------|-------------|----------|---------------------------|
| 13.137 | - | 1:31.802 | - | 36 - AARON ALCEDA CAUSAPE |

Jefe de cronometraje

Orbits

Director de Carrera

www.sport-adventure.net



Almenar, Campeonato de España de QuadX

Quad SERIES

El Terré 0,000 km

Primera Manga

12/09/2010 11:55

Carrera (15:00 y 2 Vueltas) iniciado a 11:54:49

| Lap | Lap Tm | Diff | Time of Day |
|----------------------------------|-----------------|--------|--------------|
| (36) AARON ALCEDA CAUSAPE | | | |
| 1 | | | 11:54:54.546 |
| 2 | 1:33.682 | +1.880 | 11:56:28.228 |
| 3 | 1:32.254 | +0.452 | 11:58:00.482 |
| 4 | 1:31.802 | | 11:59:32.284 |
| 5 | 1:32.850 | +1.048 | 12:01:05.134 |
| 6 | 1:32.158 | +0.356 | 12:02:37.292 |
| 7 | 1:32.735 | +0.933 | 12:04:10.027 |
| 8 | 1:33.610 | +1.808 | 12:05:43.637 |
| 9 | 1:32.351 | +0.549 | 12:07:15.988 |
| 10 | 1:34.109 | +2.307 | 12:08:50.097 |
| 11 | 1:32.971 | +1.169 | 12:10:23.068 |
| 12 | 1:35.370 | +3.568 | 12:11:58.438 |
| 13 | 1:38.741 | +6.939 | 12:13:37.179 |

| Lap | Lap Tm | Diff | Time of Day |
|---------------------------------|-----------------|--------|--------------|
| (16) ALEX BONILLO TALENS | | | |
| 1 | | | 11:54:54.766 |
| 2 | 1:36.013 | +2.844 | 11:56:30.779 |
| 3 | 1:34.170 | +1.001 | 11:58:04.949 |
| 4 | 1:33.240 | +0.071 | 11:59:38.189 |
| 5 | 1:34.299 | +1.130 | 12:01:12.488 |
| 6 | 1:33.851 | +0.682 | 12:02:46.339 |
| 7 | 1:33.169 | | 12:04:19.508 |
| 8 | 1:33.324 | +0.155 | 12:05:52.832 |
| 9 | 1:34.354 | +1.185 | 12:07:27.186 |
| 10 | 1:34.843 | +1.674 | 12:09:02.029 |
| 11 | 1:35.546 | +2.377 | 12:10:37.575 |
| 12 | 1:35.549 | +2.380 | 12:12:13.124 |
| 13 | 1:37.192 | +4.023 | 12:13:50.316 |

| Lap | Lap Tm | Diff | Time of Day |
|-----------------------------------|-----------------|--------|--------------|
| (19) MANUEL PARICIO ALONSO | | | |
| 1 | | | 11:54:54.448 |
| 2 | 1:35.127 | +0.829 | 11:56:29.575 |
| 3 | 1:34.849 | +0.551 | 11:58:04.424 |
| 4 | 1:34.473 | +0.175 | 11:59:38.897 |
| 5 | 1:35.145 | +0.847 | 12:01:14.042 |
| 6 | 1:34.298 | | 12:02:48.340 |
| 7 | 1:34.583 | +0.285 | 12:04:22.923 |
| 8 | 1:34.907 | +0.609 | 12:05:57.830 |
| 9 | 1:35.235 | +0.937 | 12:07:33.065 |
| 10 | 1:35.667 | +1.369 | 12:09:08.732 |
| 11 | 1:35.209 | +0.911 | 12:10:43.941 |
| 12 | 1:35.644 | +1.346 | 12:12:19.585 |
| 13 | 1:34.653 | +0.355 | 12:13:54.238 |

| Lap | Lap Tm | Diff | Time of Day |
|-------------------------------------|-----------------|--------|--------------|
| (22) DANIELA. REMUIÑAN GRAÑA | | | |
| 1 | | | 11:54:54.961 |
| 2 | 1:37.698 | +3.956 | 11:56:32.659 |
| 3 | 1:33.742 | | 11:58:06.401 |
| 4 | 1:34.661 | +0.919 | 11:59:41.062 |
| 5 | 1:34.298 | +0.556 | 12:01:15.360 |
| 6 | 1:34.305 | +0.563 | 12:02:49.665 |
| 7 | 1:34.005 | +0.263 | 12:04:23.670 |
| 8 | 1:35.702 | +1.960 | 12:05:59.372 |
| 9 | 1:42.184 | +8.442 | 12:07:41.556 |
| 10 | 1:42.092 | +8.350 | 12:09:23.648 |
| 11 | 1:41.431 | +7.689 | 12:11:05.079 |
| 12 | 1:40.504 | +6.762 | 12:12:45.583 |
| 13 | 1:40.097 | +6.355 | 12:14:25.680 |

| Lap | Lap Tm | Diff | Time of Day |
|---------------------------------------|-----------------|--------|--------------|
| (34) PASQUAL LORENTE FERNANDEZ | | | |
| 1 | | | 11:54:54.638 |
| 2 | 1:41.230 | +2.890 | 11:56:35.868 |
| 3 | 1:38.340 | | 11:58:14.208 |
| 4 | 1:38.923 | +0.583 | 11:59:53.131 |

| Lap | Lap Tm | Diff | Time of Day |
|-----|----------|--------|--------------|
| 5 | 1:39.791 | +1.451 | 12:01:32.922 |
| 6 | 1:39.576 | +1.236 | 12:03:12.498 |
| 7 | 1:39.962 | +1.622 | 12:04:52.460 |
| 8 | 1:39.990 | +1.650 | 12:06:32.450 |
| 9 | 1:42.949 | +4.609 | 12:08:15.399 |
| 10 | 1:41.989 | +3.649 | 12:09:57.388 |
| 11 | 1:44.216 | +5.876 | 12:11:41.604 |
| 12 | 1:43.340 | +5.000 | 12:13:24.944 |
| 13 | 1:47.614 | +9.274 | 12:15:12.558 |

| Lap | Lap Tm | Diff | Time of Day |
|------------------------------------|-----------------|---------|--------------|
| (77) ADRIAN GARCIA GONZALEZ | | | |
| 1 | | | 11:54:54.701 |
| 2 | 1:42.061 | +3.872 | 11:56:36.762 |
| 3 | 1:38.865 | +0.676 | 11:58:15.627 |
| 4 | 1:38.189 | | 11:59:53.816 |
| 5 | 1:39.528 | +1.339 | 12:01:33.344 |
| 6 | 1:39.673 | +1.484 | 12:03:13.017 |
| 7 | 1:39.664 | +1.475 | 12:04:52.681 |
| 8 | 2:03.486 | +25.297 | 12:06:56.167 |
| 9 | 1:41.542 | +3.353 | 12:08:37.709 |
| 10 | 1:45.866 | +7.677 | 12:10:23.575 |
| 11 | 1:45.756 | +7.567 | 12:12:09.331 |
| 12 | 1:46.079 | +7.890 | 12:13:55.410 |

| Lap | Lap Tm | Diff | Time of Day |
|-----------------------------------|-----------------|-----------|--------------|
| (18) MARIO ESCUER LAPIEDRA | | | |
| 1 | | | 11:54:54.341 |
| 2 | 1:40.497 | +3.460 | 11:56:34.838 |
| 3 | 1:38.711 | +1.674 | 11:58:13.549 |
| 4 | 1:37.037 | | 11:59:50.586 |
| 5 | 1:38.174 | +1.137 | 12:01:28.760 |
| 6 | 1:39.393 | +2.356 | 12:03:08.153 |
| 7 | 1:40.011 | +2.974 | 12:04:48.164 |
| 8 | 3:57.447 | +2:20.410 | 12:08:45.611 |
| 9 | 1:59.036 | +21.999 | 12:10:44.647 |
| 10 | 1:53.879 | +16.842 | 12:12:38.526 |
| 11 | 2:02.614 | +25.577 | 12:14:41.140 |

Almenar, Campeonato de España de QuadX

Clasificado por vueltas

Quad SERIES

El Terré 0,000 km

Segunda Manga

12/09/2010 13:55

Carrera (15:00 y 2 Vueltas) iniciado a 13:54:22

| Pos. | Nº | Nombre | Vit. | Dif. 1º | Total Tº | Mejor Tm | Club | Marca |
|------|----|---------------------------|------|----------|-----------|----------|-------------------|--------|
| 1 | 19 | MANUEL PARICIO ALONSO | 12 | | 18:58.990 | 1:33.931 | Vallisoletano Mc. | |
| 2 | 16 | ALEX BONILLO TALENS | 12 | 2.435 | 19:01.425 | 1:34.016 | Ctat. Albaida | HONDA |
| 3 | 36 | AARON ALCEDA CAUSAPE | 12 | 3.648 | 19:02.638 | 1:33.615 | Mc. Zuera | KTM |
| 4 | 22 | DANIEL A. REMUIÑAN GRAÑA | 12 | 50.811 | 19:49.801 | 1:34.949 | Eco Quad Galicia | KTM |
| 5 | 34 | PASQUAL LORENTE FERNANDEZ | 12 | 1:34.649 | 20:33.639 | 1:39.911 | | SUZUKI |
| 6 | 18 | MARIO ESCUER LAPIEDRA | 11 | 1 Vuelta | 19:35.477 | 1:39.725 | | KTM |

No clasificado (75% = 9 Vueltas)

| | | | | | | | | |
|----|----|------------------------|---|----|----------|----------|--------------------|--------|
| NT | 77 | ADRIAN GARCIA GONZALEZ | 3 | NT | 5:07.293 | 1:38.241 | Terremotar Almenar | YAMAHA |
|----|----|------------------------|---|----|----------|----------|--------------------|--------|

| Margin of Victory | Avg. Speed | Best Lap Tm | Best Spd | Best Lap by |
|-------------------|------------|-------------|----------|---------------------------|
| 2.435 | - | 1:33.615 | - | 36 - AARON ALCEDA CAUSAPE |

Jefe de cronometraje

Orbits

Director de Carrera

www.sport-adventure.net



Almenar, Campeonato de España de QuadX

Quad SERIES

El Terré 0,000 km

Segunda Manga

12/09/2010 13:55

Carrera (15:00 y 2 Vueltas) iniciado a 13:54:22

| Lap | Lap Tm | Diff | Time of Day |
|-----------------------------------|-----------------|--------|--------------|
| (19) MANUEL PARICIO ALONSO | | | |
| 1 | 1:34.520 | +0.589 | 13:56:02.574 |
| 2 | 1:34.740 | +0.809 | 13:57:37.314 |
| 3 | 1:34.167 | +0.236 | 13:59:11.481 |
| 4 | 1:33.931 | | 14:00:45.412 |
| 5 | 1:34.159 | +0.228 | 14:02:19.571 |
| 6 | 1:34.593 | +0.662 | 14:03:54.164 |
| 7 | 1:34.214 | +0.283 | 14:05:28.378 |
| 8 | 1:34.574 | +0.643 | 14:07:02.952 |
| 9 | 1:34.818 | +0.887 | 14:08:37.770 |
| 10 | 1:34.128 | +0.197 | 14:10:11.898 |
| 11 | 1:34.959 | +1.028 | 14:11:46.857 |
| 12 | 1:35.043 | +1.112 | 14:13:21.900 |

| Lap | Lap Tm | Diff | Time of Day |
|---------------------------------|-----------------|--------|--------------|
| (16) ALEX BONILLO TALENS | | | |
| 1 | 1:36.107 | +2.091 | 13:56:04.176 |
| 2 | 1:34.617 | +0.601 | 13:57:38.793 |
| 3 | 1:34.178 | +0.162 | 13:59:12.971 |
| 4 | 1:34.360 | +0.344 | 14:00:47.331 |
| 5 | 1:34.016 | | 14:02:21.347 |
| 6 | 1:34.181 | +0.165 | 14:03:55.528 |
| 7 | 1:34.389 | +0.373 | 14:05:29.917 |
| 8 | 1:34.089 | +0.073 | 14:07:04.006 |
| 9 | 1:35.083 | +1.067 | 14:08:39.089 |
| 10 | 1:35.473 | +1.457 | 14:10:14.562 |
| 11 | 1:34.609 | +0.593 | 14:11:49.171 |
| 12 | 1:35.164 | +1.148 | 14:13:24.335 |

| Lap | Lap Tm | Diff | Time of Day |
|----------------------------------|-----------------|--------|--------------|
| (36) AARON ALCEDA CAUSAPE | | | |
| 1 | 1:34.877 | +1.262 | 13:56:03.122 |
| 2 | 1:35.107 | +1.492 | 13:57:38.229 |
| 3 | 1:33.615 | | 13:59:11.844 |
| 4 | 1:33.998 | +0.383 | 14:00:45.842 |
| 5 | 1:34.047 | +0.432 | 14:02:19.889 |
| 6 | 1:34.517 | +0.902 | 14:03:54.406 |
| 7 | 1:34.231 | +0.616 | 14:05:28.637 |
| 8 | 1:34.493 | +0.878 | 14:07:03.130 |
| 9 | 1:34.958 | +1.343 | 14:08:38.088 |
| 10 | 1:34.307 | +0.692 | 14:10:12.395 |
| 11 | 1:34.899 | +1.284 | 14:11:47.294 |
| 12 | 1:38.254 | +4.639 | 14:13:25.548 |

| Lap | Lap Tm | Diff | Time of Day |
|-------------------------------------|-----------------|--------|--------------|
| (22) DANIELA. REMUIÑAN GRAÑA | | | |
| 1 | 1:37.882 | +2.933 | 13:56:06.385 |
| 2 | 1:36.451 | +1.502 | 13:57:42.836 |
| 3 | 1:34.949 | | 13:59:17.785 |
| 4 | 1:37.675 | +2.726 | 14:00:55.460 |
| 5 | 1:37.659 | +2.710 | 14:02:33.119 |
| 6 | 1:39.258 | +4.309 | 14:04:12.377 |
| 7 | 1:40.856 | +5.907 | 14:05:53.233 |
| 8 | 1:40.030 | +5.081 | 14:07:33.263 |
| 9 | 1:38.987 | +4.038 | 14:09:12.250 |
| 10 | 1:39.000 | +4.051 | 14:10:51.250 |
| 11 | 1:41.723 | +6.774 | 14:12:32.973 |
| 12 | 1:39.738 | +4.789 | 14:14:12.711 |

| Lap | Lap Tm | Diff | Time of Day |
|---------------------------------------|-----------------|--------|--------------|
| (34) PASQUAL LORENTE FERNANDEZ | | | |
| 1 | 1:41.300 | +1.389 | 13:56:09.586 |
| 2 | 1:39.911 | | 13:57:49.497 |
| 3 | 1:40.292 | +0.381 | 13:59:29.789 |
| 4 | 1:41.985 | +2.074 | 14:01:11.774 |
| 5 | 1:41.726 | +1.815 | 14:02:53.500 |
| 6 | 1:41.175 | +1.264 | 14:04:34.675 |
| 7 | 1:42.925 | +3.014 | 14:06:17.600 |
| 8 | 1:43.910 | +3.999 | 14:08:01.510 |

| Lap | Lap Tm | Diff | Time of Day |
|-----|----------|--------|--------------|
| 9 | 1:43.996 | +4.085 | 14:09:45.506 |
| 10 | 1:43.008 | +3.097 | 14:11:28.514 |
| 11 | 1:42.597 | +2.686 | 14:13:11.111 |
| 12 | 1:45.438 | +5.527 | 14:14:56.549 |

| Lap | Lap Tm | Diff | Time of Day |
|-----------------------------------|-----------------|---------|--------------|
| (18) MARIO ESCUER LAPIEDRA | | | |
| 1 | 1:42.971 | +3.246 | 13:56:11.160 |
| 2 | 1:39.725 | | 13:57:50.885 |
| 3 | 1:50.133 | +10.408 | 13:59:41.018 |
| 4 | 1:41.783 | +2.058 | 14:01:22.801 |
| 5 | 1:43.366 | +3.641 | 14:03:06.167 |
| 6 | 1:43.480 | +3.755 | 14:04:49.647 |
| 7 | 1:43.987 | +4.262 | 14:06:33.634 |
| 8 | 1:45.017 | +5.292 | 14:08:18.651 |
| 9 | 1:48.330 | +8.605 | 14:10:06.981 |
| 10 | 1:52.988 | +13.263 | 14:11:59.969 |
| 11 | 1:58.418 | +18.693 | 14:13:58.387 |

| Lap | Lap Tm | Diff | Time of Day |
|------------------------------------|-----------------|--------|--------------|
| (77) ADRIAN GARCIA GONZALEZ | | | |
| 1 | 1:43.215 | +4.974 | 13:56:11.504 |
| 2 | 1:38.241 | | 13:57:49.745 |
| 3 | 1:40.458 | +2.217 | 13:59:30.203 |

Jefe de cronometraje

Orbits

Director de Carrera

www.sport-adventure.net




Almenar, Campeonato de España de QuadX

Quad SERIES

El Terré 0,000 km

Final Q Series



| Pos. | Nº | Nombre | Total puntos | 1ªM | 2ªM | Marca | Club |
|------|----|---------------------------|--------------|-----|-----|--------|--------------------|
| 1 | 19 | MANUEL PARICIO ALONSO | 45 | 20 | 25 | | Vallisoletano Mc. |
| 2 | 36 | AARON ALCEDA CAUSAPE | 45 | 25 | 20 | KTM | Mc. Zuera |
| 3 | 16 | ALEX BONILLO TALENS | 44 | 22 | 22 | HONDA | Ctat. Albaida |
| 4 | 22 | DANIEL A. REMUIÑAN GRAÑA | 36 | 18 | 18 | KTM | Eco Quad Galicia |
| 5 | 34 | PASQUAL LORENTE FERNANDEZ | 32 | 16 | 16 | SUZUKI | |
| 6 | 18 | MARIO ESCUER LAPIEDRA | 29 | 14 | 15 | KTM | |
| 7 | 77 | ADRIAN GARCIA GONZALEZ | 15 | 15 | 0 | YAMAHA | Terremotar Almenar |

Almenar, Campeonato de España de QuadX

Clasificado por mejor tiempo de vuelta

Quad Iniciación

El Terré 0,000 km

Entrenos Oficiales

12/09/2010 10:00

Clasificación (30:00 Tiempo) iniciado a 9:59:13

| Pos. | Nº | Nombre | Mejor Tm | Dif. resp. 1º | En Vuelta | Marca | Club |
|------|----|--------------------------------|----------|---------------|-----------|--------|-------------------|
| 1 | 33 | SANTOS GUILHERME DO NASCIMENTO | 1:37.557 | | 8 | YAMAHA | |
| 2 | 19 | ALVES HENRRIQUE CAMARAO | 1:43.055 | 5.498 | 8 | YAMAHA | |
| 3 | 13 | VICTOR GÜELL LOPEZ | 1:45.227 | 7.670 | 11 | | Mc Tarragona |
| 4 | 28 | LORENZO AARON ALFARO VARGAS | 1:46.318 | 8.761 | 11 | YAMAHA | |
| 5 | 24 | GABRIEL LOPEZ MALO | 1:46.549 | 8.992 | 14 | YAMAHA | |
| 6 | 8 | MIKEL PEREZ LANDA | 1:46.557 | 9.000 | 9 | | |
| 7 | 88 | DAVID LOUREIRO ALVAREZ | 1:49.757 | 12.200 | 12 | YAMAHA | Q.C. Os Queimados |
| 8 | 11 | EDER GOMEZ CHAVARRI | 1:52.955 | 15.398 | 11 | YAMAHA | |
| 9 | 42 | KARIM ABD EL AZEM LANDA | 2:05.948 | 28.391 | 12 | YAMAHA | |

Almenar, Campeonato de España de QuadX

Quad Iniciación

El Terré 0,000 km

Entrenos Oficiales

12/09/2010 10:00

Clasificación (30:00 Tiempo) iniciado a 9:59:13

| Lap | Lap Tm | Diff | Time of Day |
|--|-----------------|-----------|--------------|
| (33) SANTOS GUILHERME DO NASCIMENTO | | | |
| 1 | | | 9:59:14.545 |
| 2 | 1:41.843 | +4.286 | 10:00:56.388 |
| 3 | 1:40.220 | +2.663 | 10:02:36.608 |
| 4 | 1:40.482 | +2.925 | 10:04:17.090 |
| 5 | 1:41.729 | +4.172 | 10:05:58.819 |
| 6 | 3:00.544 | +1:22.987 | 10:08:59.363 |
| 7 | 1:42.199 | +4.642 | 10:10:41.562 |
| 8 | 1:37.557 | | 10:12:19.119 |
| 9 | 1:37.853 | +0.296 | 10:13:56.972 |
| 10 | 1:40.141 | +2.584 | 10:15:37.113 |
| 11 | 3:01.492 | +1:23.935 | 10:18:38.605 |
| 12 | 1:39.054 | +1.497 | 10:20:17.659 |
| 13 | 1:38.385 | +0.828 | 10:21:56.044 |

| Lap | Lap Tm | Diff | Time of Day |
|-------------------------------------|-----------------|-----------|--------------|
| (19) ALVES HENRRIQUE CAMARAO | | | |
| 1 | | | 9:59:15.462 |
| 2 | 1:56.257 | +13.202 | 10:01:11.719 |
| 3 | 1:52.893 | +9.838 | 10:03:04.612 |
| 4 | 1:45.396 | +2.341 | 10:04:50.008 |
| 5 | 1:45.483 | +2.428 | 10:06:35.491 |
| 6 | 2:37.538 | +54.483 | 10:09:13.029 |
| 7 | 1:50.609 | +7.554 | 10:11:03.638 |
| 8 | 1:43.055 | | 10:12:46.693 |
| 9 | 1:46.021 | +2.966 | 10:14:32.714 |
| 10 | 4:01.664 | +2:18.609 | 10:18:34.378 |
| 11 | 1:49.191 | +6.136 | 10:20:23.569 |
| 12 | 1:45.275 | +2.220 | 10:22:08.844 |
| 13 | 1:45.609 | +2.554 | 10:23:54.453 |

| Lap | Lap Tm | Diff | Time of Day |
|--------------------------------|-----------------|-----------|--------------|
| (13) VICTOR GÜELL LOPEZ | | | |
| 1 | | | 10:01:15.995 |
| 2 | 2:03.357 | +18.130 | 10:03:19.352 |
| 3 | 1:52.969 | +7.742 | 10:05:12.321 |
| 4 | 1:49.877 | +4.650 | 10:07:02.198 |
| 5 | 5:38.507 | +3:53.280 | 10:12:40.705 |
| 6 | 1:53.832 | +8.605 | 10:14:34.537 |
| 7 | 1:45.454 | +0.227 | 10:16:19.991 |
| 8 | 2:00.706 | +15.479 | 10:18:20.697 |
| 9 | 6:53.068 | +5:07.841 | 10:25:13.765 |
| 10 | 1:55.717 | +10.490 | 10:27:09.482 |
| 11 | 1:45.227 | | 10:28:54.709 |

| Lap | Lap Tm | Diff | Time of Day |
|---|-----------------|-----------|--------------|
| (28) LORENZO AARON ALFARO VARGAS | | | |
| 1 | | | 10:01:02.014 |
| 2 | 2:02.432 | +16.114 | 10:03:04.446 |
| 3 | 1:54.647 | +8.329 | 10:04:59.093 |
| 4 | 1:47.363 | +1.045 | 10:06:46.456 |
| 5 | 4:40.484 | +2:54.166 | 10:11:26.940 |
| 6 | 1:48.301 | +1.983 | 10:13:15.241 |
| 7 | 4:15.472 | +2:29.154 | 10:17:30.713 |
| 8 | 1:46.660 | +0.342 | 10:19:17.373 |
| 9 | 5:32.576 | +3:46.258 | 10:24:49.949 |
| 10 | 1:46.361 | +0.043 | 10:26:36.310 |
| 11 | 1:46.318 | | 10:28:22.628 |
| 12 | 1:48.726 | +2.408 | 10:30:11.354 |

| Lap | Lap Tm | Diff | Time of Day |
|--------------------------------|----------|-----------|--------------|
| (24) GABRIEL LOPEZ MALO | | | |
| 1 | | | 9:59:21.589 |
| 2 | 2:21.132 | +34.583 | 10:01:42.721 |
| 3 | 2:12.775 | +26.226 | 10:03:55.496 |
| 4 | 1:50.467 | +3.918 | 10:05:45.963 |
| 5 | 1:56.359 | +9.810 | 10:07:42.322 |
| 6 | 4:12.068 | +2:25.519 | 10:11:54.390 |
| 7 | 1:48.385 | +1.836 | 10:13:42.775 |

| Lap | Lap Tm | Diff | Time of Day |
|-----|-----------------|---------|--------------|
| 8 | 1:49.288 | +2.739 | 10:15:32.063 |
| 9 | 1:50.518 | +3.969 | 10:17:22.581 |
| 10 | 2:41.605 | +55.056 | 10:20:04.186 |
| 11 | 1:49.040 | +2.491 | 10:21:53.226 |
| 12 | 1:48.616 | +2.067 | 10:23:41.842 |
| 13 | 2:31.298 | +44.749 | 10:26:13.140 |
| 14 | 1:46.549 | | 10:27:59.689 |

| Lap | Lap Tm | Diff | Time of Day |
|------------------------------|-----------------|-----------|--------------|
| (8) MIKEL PEREZ LANDA | | | |
| 1 | | | 9:59:34.271 |
| 2 | 2:32.229 | +45.672 | 10:02:06.500 |
| 3 | 2:00.332 | +13.775 | 10:04:06.832 |
| 4 | 1:51.085 | +4.528 | 10:05:57.917 |
| 5 | 1:50.201 | +3.644 | 10:07:48.118 |
| 6 | 6:28.649 | +4:42.092 | 10:14:16.767 |
| 7 | 1:51.270 | +4.713 | 10:16:08.037 |
| 8 | 1:47.757 | +1.200 | 10:17:55.794 |
| 9 | 1:46.557 | | 10:19:42.351 |
| 10 | 5:37.404 | +3:50.847 | 10:25:19.755 |
| 11 | 1:54.845 | +8.288 | 10:27:14.600 |
| 12 | 1:53.977 | +7.420 | 10:29:08.577 |

| Lap | Lap Tm | Diff | Time of Day |
|------------------------------------|-----------------|-----------|--------------|
| (88) DAVID LOUREIRO ALVAREZ | | | |
| 1 | | | 9:59:16.895 |
| 2 | 2:05.150 | +15.393 | 10:01:22.045 |
| 3 | 1:58.825 | +9.068 | 10:03:20.870 |
| 4 | 1:56.320 | +6.563 | 10:05:17.190 |
| 5 | 1:57.018 | +7.261 | 10:07:14.208 |
| 6 | 4:34.352 | +2:44.595 | 10:11:48.560 |
| 7 | 1:57.022 | +7.265 | 10:13:45.582 |
| 8 | 1:51.439 | +1.682 | 10:15:37.021 |
| 9 | 1:51.302 | +1.545 | 10:17:28.323 |
| 10 | 4:44.094 | +2:54.337 | 10:22:12.417 |
| 11 | 1:51.406 | +1.649 | 10:24:03.823 |
| 12 | 1:49.757 | | 10:25:53.580 |

| Lap | Lap Tm | Diff | Time of Day |
|---------------------------------|-----------------|-----------|--------------|
| (11) EDER GOMEZ CHAVARRI | | | |
| 1 | | | 9:59:17.954 |
| 2 | 2:20.078 | +27.123 | 10:01:38.032 |
| 3 | 2:05.225 | +12.270 | 10:03:43.257 |
| 4 | 6:31.563 | +4:38.608 | 10:10:14.820 |
| 5 | 1:53.640 | +0.685 | 10:12:08.460 |
| 6 | 2:02.624 | +9.669 | 10:14:11.084 |
| 7 | 1:53.771 | +0.816 | 10:16:04.855 |
| 8 | 8:36.274 | +6:43.319 | 10:24:41.129 |
| 9 | 1:53.001 | +0.046 | 10:26:34.130 |
| 10 | 2:09.453 | +16.498 | 10:28:43.583 |
| 11 | 1:52.955 | | 10:30:36.538 |

| Lap | Lap Tm | Diff | Time of Day |
|-------------------------------------|-----------------|-----------|--------------|
| (42) KARIM ABD EL AZEM LANDA | | | |
| 1 | | | 9:59:26.268 |
| 2 | 2:38.384 | +32.436 | 10:02:04.652 |
| 3 | 2:33.014 | +27.066 | 10:04:37.666 |
| 4 | 2:29.404 | +23.456 | 10:07:07.070 |
| 5 | 2:18.650 | +12.702 | 10:09:25.720 |
| 6 | 2:12.374 | +6.426 | 10:11:38.094 |
| 7 | 2:11.239 | +5.291 | 10:13:49.333 |
| 8 | 2:45.136 | +39.188 | 10:16:34.469 |
| 9 | 3:12.204 | +1:06.256 | 10:19:46.673 |
| 10 | 2:17.082 | +11.134 | 10:22:03.755 |
| 11 | 2:10.271 | +4.323 | 10:24:14.026 |
| 12 | 2:05.948 | | 10:26:19.974 |
| 13 | 2:07.264 | +1.316 | 10:28:27.238 |
| 14 | 2:07.939 | +1.991 | 10:30:35.177 |

Jefe de cronometraje

Orbits

Director de Carrera

www.sport-adventure.net



Almenar, Campeonato de España de QuadX

Clasificado por vueltas

Quad Iniciación

El Terré 0,000 km

Primera Manga

12/09/2010 12:25

Carrera (10:00 y 1 Vueltas) iniciado a 12:23:35

| Pos. | Nº | Nombre | Vit. | Dif. 1º | Total Tº | Mejor Tm | Club | Marca |
|------|----|--------------------------------|------|----------|-----------|----------|-------------------|--------|
| 1 | 33 | SANTOS GUILHERME DO NASCIMENTO | 7 | | 11:40.324 | 1:38.028 | | YAMAHA |
| 2 | 19 | ALVES HENRRIQUE CAMARAO | 7 | 23.261 | 12:03.585 | 1:41.422 | | YAMAHA |
| 3 | 24 | GABRIEL LOPEZ MALO | 7 | 36.453 | 12:16.777 | 1:43.181 | | YAMAHA |
| 4 | 28 | LORENZO AARON ALFARO VARGAS | 7 | 41.290 | 12:21.614 | 1:43.607 | | YAMAHA |
| 5 | 8 | MIKEL PEREZ LANDA | 7 | 47.521 | 12:27.845 | 1:43.462 | | |
| 6 | 13 | VICTOR GÜELL LOPEZ | 7 | 49.369 | 12:29.693 | 1:44.468 | Mc Tarragona | |
| 7 | 11 | EDER GOMEZ CHAVARRI | 7 | 50.493 | 12:30.817 | 1:44.239 | | YAMAHA |
| 8 | 88 | DAVID LOUREIRO ALVAREZ | 7 | 1:17.472 | 12:57.796 | 1:46.447 | Q.C. Os Queimados | YAMAHA |
| 9 | 42 | KARIM ABD EL AZEM LANDA | 6 | 1 Vuelta | 13:18.148 | 2:09.945 | | YAMAHA |

| Margin of Victory | Avg. Speed | Best Lap Tm | Best Spd | Best Lap by |
|-------------------|------------|-------------|----------|-----------------------------|
| 23.261 | - | 1:38.028 | - | 33 - SANTOS GUILHERME DO N/ |

Jefe de cronometraje

Orbits

Director de Carrera

www.sport-adventure.net



Almenar, Campeonato de España de QuadX

Quad Iniciación

El Terré 0,000 km

Primera Manga

12/09/2010 12:25

Carrera (10:00 y 1 Vueltas) iniciado a 12:23:35

| Lap | Lap Tm | Diff | Time of Day |
|--|-----------------|--------|--------------|
| (33) SANTOS GUILHERME DO NASCIMENTO | | | |
| 1 | 1:39.074 | +1.046 | 12:25:18.943 |
| 2 | 1:40.061 | +2.033 | 12:26:59.004 |
| 3 | 1:38.921 | +0.893 | 12:28:37.925 |
| 4 | 1:38.028 | | 12:30:15.953 |
| 5 | 1:38.990 | +0.962 | 12:31:54.943 |
| 6 | 1:38.917 | +0.889 | 12:33:33.860 |
| 7 | 1:41.464 | +3.436 | 12:35:15.324 |
| (19) ALVES HENRIQUE CAMARAO | | | |
| 1 | 1:41.422 | | 12:25:21.305 |
| 2 | 1:41.761 | +0.339 | 12:27:03.066 |
| 3 | 1:42.563 | +1.141 | 12:28:45.629 |
| 4 | 1:42.758 | +1.336 | 12:30:28.387 |
| 5 | 1:41.921 | +0.499 | 12:32:10.308 |
| 6 | 1:42.582 | +1.160 | 12:33:52.890 |
| 7 | 1:45.695 | +4.273 | 12:35:38.585 |
| (24) GABRIEL LOPEZ MALO | | | |
| 1 | 1:45.116 | +1.935 | 12:25:25.047 |
| 2 | 1:44.087 | +0.906 | 12:27:09.134 |
| 3 | 1:43.467 | +0.286 | 12:28:52.601 |
| 4 | 1:43.181 | | 12:30:35.782 |
| 5 | 1:44.821 | +1.640 | 12:32:20.603 |
| 6 | 1:44.354 | +1.173 | 12:34:04.957 |
| 7 | 1:46.820 | +3.639 | 12:35:51.777 |
| (28) LORENZO AARON ALFARO VARGAS | | | |
| 1 | 1:45.378 | +1.771 | 12:25:25.745 |
| 2 | 1:43.607 | | 12:27:09.352 |
| 3 | 1:43.615 | +0.008 | 12:28:52.967 |
| 4 | 1:45.436 | +1.829 | 12:30:38.403 |
| 5 | 1:45.651 | +2.044 | 12:32:24.054 |
| 6 | 1:45.467 | +1.860 | 12:34:09.521 |
| 7 | 1:47.093 | +3.486 | 12:35:56.614 |
| (8) MIKEL PEREZ LANDA | | | |
| 1 | 1:49.673 | +6.211 | 12:25:29.725 |
| 2 | 1:46.908 | +3.446 | 12:27:16.633 |
| 3 | 1:45.694 | +2.232 | 12:29:02.327 |
| 4 | 1:45.306 | +1.844 | 12:30:47.633 |
| 5 | 1:46.134 | +2.672 | 12:32:33.767 |
| 6 | 1:45.616 | +2.154 | 12:34:19.383 |
| 7 | 1:43.462 | | 12:36:02.845 |
| (13) VICTOR GÜELL LOPEZ | | | |
| 1 | 1:46.881 | +2.413 | 12:25:27.351 |
| 2 | 1:45.919 | +1.451 | 12:27:13.270 |
| 3 | 1:45.923 | +1.455 | 12:28:59.193 |
| 4 | 1:47.070 | +2.602 | 12:30:46.263 |
| 5 | 1:47.017 | +2.549 | 12:32:33.280 |
| 6 | 1:44.468 | | 12:34:17.748 |
| 7 | 1:46.945 | +2.477 | 12:36:04.693 |
| (11) EDER GOMEZ CHAVARRI | | | |
| 1 | 1:50.725 | +6.486 | 12:25:30.984 |
| 2 | 1:47.702 | +3.463 | 12:27:18.686 |
| 3 | 1:46.986 | +2.747 | 12:29:05.672 |
| 4 | 1:46.442 | +2.203 | 12:30:52.114 |
| 5 | 1:44.239 | | 12:32:36.353 |
| 6 | 1:44.483 | +0.244 | 12:34:20.836 |
| 7 | 1:44.981 | +0.742 | 12:36:05.817 |
| (88) DAVID LOUREIRO ALVAREZ | | | |
| 1 | 1:51.048 | +4.601 | 12:25:32.057 |

| Lap | Lap Tm | Diff | Time of Day |
|-------------------------------------|-----------------|---------|--------------|
| 2 | 1:48.962 | +2.515 | 12:27:21.019 |
| 3 | 1:46.715 | +0.268 | 12:29:07.734 |
| 4 | 1:46.447 | | 12:30:54.181 |
| 5 | 1:48.286 | +1.839 | 12:32:42.467 |
| 6 | 1:52.601 | +6.154 | 12:34:35.068 |
| 7 | 1:57.728 | +11.281 | 12:36:32.796 |
| (42) KARIM ABD EL AZEM LANDA | | | |
| 1 | 2:10.037 | +0.092 | 12:25:50.136 |
| 2 | 2:11.215 | +1.270 | 12:28:01.351 |
| 3 | 2:10.249 | +0.304 | 12:30:11.600 |
| 4 | 2:16.066 | +6.121 | 12:32:27.666 |
| 5 | 2:15.537 | +5.592 | 12:34:43.203 |
| 6 | 2:09.945 | | 12:36:53.148 |

Almenar, Campeonato de España de QuadX

Clasificado por vueltas

Quad Iniciación

El Terré 0,000 km

Segunda Manga

12/09/2010 14:25

Carrera (10:00 y 1 Vueltas) iniciado a 14:21:14

| Pos. | Nº | Nombre | Vit. | Dif. 1º | Total Tº | Mejor Tm | Club | Marca |
|------|----|--------------------------------|------|----------|-----------|----------|-------------------|--------|
| 1 | 33 | SANTOS GUILHERME DO NASCIMENTO | 7 | | 11:48.391 | 1:39.120 | | YAMAHA |
| 2 | 19 | ALVES HENRRIQUE CAMARAO | 7 | 14.660 | 12:03.051 | 1:40.765 | | YAMAHA |
| 3 | 28 | LORENZO AARON ALFARO VARGAS | 7 | 21.075 | 12:09.466 | 1:41.716 | | YAMAHA |
| 4 | 8 | MIKEL PEREZ LANDA | 7 | 28.492 | 12:16.883 | 1:43.733 | | |
| 5 | 24 | GABRIEL LOPEZ MALO | 7 | 29.653 | 12:18.044 | 1:42.975 | | YAMAHA |
| 6 | 11 | EDER GOMEZ CHAVARRI | 7 | 1:48.696 | 13:37.087 | 1:45.454 | | YAMAHA |
| 7 | 88 | DAVID LOUREIRO ALVAREZ | 7 | 1:50.755 | 13:39.146 | 1:52.579 | Q.C. Os Queimados | YAMAHA |
| 8 | 42 | KARIM ABD EL AZEM LANDA | 6 | 1 Vuelta | 13:19.770 | 2:06.883 | | YAMAHA |

No clasificado (75% = 6 Vueltas)

NT 13 VICTOR GÜELL LOPEZ NT 6.207 Mc Tarragona

| Margin of Victory | Avg. Speed | Best Lap Tm | Best Spd | Best Lap by |
|-------------------|------------|-------------|----------|-----------------------------|
| 14.660 | - | 1:39.120 | - | 33 - SANTOS GUILHERME DO N/ |

Jefe de cronometraje

Orbits

Director de Carrera

www.sport-adventure.net



Almenar, Campeonato de España de QuadX

Quad Iniciación

El Terré 0,000 km

Segunda Manga

12/09/2010 14:25

Carrera (10:00 y 1 Vueltas) iniciado a 14:21:14

| Lap | Lap Tm | Diff | Time of Day |
|--|-----------------|--------|--------------|
| (33) SANTOS GUILHERME DO NASCIMENTO | | | |
| 1 | 1:39.120 | | 14:22:59.725 |
| 2 | 1:39.309 | +0.189 | 14:24:39.034 |
| 3 | 1:40.235 | +1.115 | 14:26:19.269 |
| 4 | 1:40.221 | +1.101 | 14:27:59.490 |
| 5 | 1:39.787 | +0.667 | 14:29:39.277 |
| 6 | 1:41.138 | +2.018 | 14:31:20.415 |
| 7 | 1:42.975 | +3.855 | 14:33:03.390 |

| Lap | Lap Tm | Diff | Time of Day |
|-------------------------------------|-----------------|--------|--------------|
| (19) ALVES HENRRIQUE CAMARAO | | | |
| 1 | 1:40.765 | | 14:23:01.401 |
| 2 | 1:43.071 | +2.306 | 14:24:44.472 |
| 3 | 1:41.957 | +1.192 | 14:26:26.429 |
| 4 | 1:41.377 | +0.612 | 14:28:07.806 |
| 5 | 1:42.377 | +1.612 | 14:29:50.183 |
| 6 | 1:41.618 | +0.853 | 14:31:31.801 |
| 7 | 1:46.249 | +5.484 | 14:33:18.050 |

| Lap | Lap Tm | Diff | Time of Day |
|---|-----------------|--------|--------------|
| (28) LORENZO AARON ALFARO VARGAS | | | |
| 1 | 1:44.262 | +2.546 | 14:23:05.118 |
| 2 | 1:42.862 | +1.146 | 14:24:47.980 |
| 3 | 1:41.716 | | 14:26:29.696 |
| 4 | 1:42.426 | +0.710 | 14:28:12.122 |
| 5 | 1:42.593 | +0.877 | 14:29:54.715 |
| 6 | 1:44.711 | +2.995 | 14:31:39.426 |
| 7 | 1:45.039 | +3.323 | 14:33:24.465 |

| Lap | Lap Tm | Diff | Time of Day |
|------------------------------|-----------------|--------|--------------|
| (8) MIKEL PEREZ LANDA | | | |
| 1 | 1:46.185 | +2.452 | 14:23:06.830 |
| 2 | 1:44.198 | +0.465 | 14:24:51.028 |
| 3 | 1:44.683 | +0.950 | 14:26:35.711 |
| 4 | 1:43.733 | | 14:28:19.444 |
| 5 | 1:43.834 | +0.101 | 14:30:03.278 |
| 6 | 1:44.160 | +0.427 | 14:31:47.438 |
| 7 | 1:44.444 | +0.711 | 14:33:31.882 |

| Lap | Lap Tm | Diff | Time of Day |
|--------------------------------|-----------------|--------|--------------|
| (24) GABRIEL LOPEZ MALO | | | |
| 1 | 1:48.247 | +5.272 | 14:23:09.269 |
| 2 | 1:43.761 | +0.786 | 14:24:53.030 |
| 3 | 1:43.653 | +0.678 | 14:26:36.683 |
| 4 | 1:44.437 | +1.462 | 14:28:21.120 |
| 5 | 1:45.174 | +2.199 | 14:30:06.294 |
| 6 | 1:43.774 | +0.799 | 14:31:50.068 |
| 7 | 1:42.975 | | 14:33:33.043 |

| Lap | Lap Tm | Diff | Time of Day |
|---------------------------------|-----------------|---------|--------------|
| (11) EDER GOMEZ CHAVARRI | | | |
| 1 | 1:49.598 | +4.144 | 14:23:10.270 |
| 2 | 1:45.454 | | 14:24:55.724 |
| 3 | 1:56.063 | +10.609 | 14:26:51.787 |
| 4 | 2:14.690 | +29.236 | 14:29:06.477 |
| 5 | 1:58.970 | +13.516 | 14:31:05.447 |
| 6 | 1:55.140 | +9.686 | 14:33:00.587 |
| 7 | 1:51.499 | +6.045 | 14:34:52.086 |

| Lap | Lap Tm | Diff | Time of Day |
|------------------------------------|-----------------|--------|--------------|
| (88) DAVID LOUREIRO ALVAREZ | | | |
| 1 | 1:55.168 | +2.589 | 14:23:16.333 |
| 2 | 1:55.364 | +2.785 | 14:25:11.697 |
| 3 | 2:02.017 | +9.438 | 14:27:13.714 |
| 4 | 1:58.141 | +5.562 | 14:29:11.855 |
| 5 | 1:55.864 | +3.285 | 14:31:07.719 |
| 6 | 1:53.847 | +1.268 | 14:33:01.566 |
| 7 | 1:52.579 | | 14:34:54.145 |

| Lap | Lap Tm | Diff | Time of Day |
|-------------------------------------|----------|---------|--------------|
| (42) KARIM ABD EL AZEM LANDA | | | |
| 1 | 2:19.188 | +12.305 | 14:23:39.922 |

| Lap | Lap Tm | Diff | Time of Day |
|-----|-----------------|--------|--------------|
| 2 | 2:13.360 | +6.477 | 14:25:53.282 |
| 3 | 2:13.669 | +6.786 | 14:28:06.951 |
| 4 | 2:13.803 | +6.920 | 14:30:20.754 |
| 5 | 2:07.132 | +0.249 | 14:32:27.886 |
| 6 | 2:06.883 | | 14:34:34.769 |

| Lap | Lap Tm | Diff | Time of Day |
|-----|--------|------|-------------|
|-----|--------|------|-------------|

Jefe de cronometraje

Orbits

Director de Carrera

www.sport-adventure.net

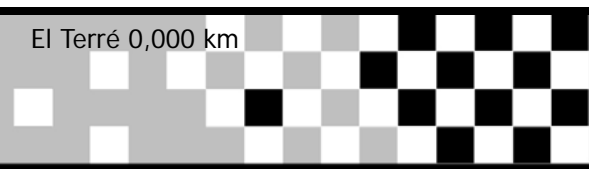


Almenar, Campeonato de España de QuadX

Quad Iniciación

El Terré 0,000 km

Final QInic



| Pos. | Nº | Nombre | Total puntos | 1ªM | 2ªM | Marca | Club |
|------|----|--------------------------------|--------------|-----|-----|--------|-------------------|
| 1 | 33 | SANTOS GUILHERME DO NASCIMENTO | 50 | 25 | 25 | YAMAHA | |
| 2 | 19 | ALVES HENRRIQUE CAMARAO | 44 | 22 | 22 | YAMAHA | |
| 3 | 28 | LORENZO AARON ALFARO VARGAS | 38 | 18 | 20 | YAMAHA | |
| 4 | 24 | GABRIEL LOPEZ MALO | 36 | 20 | 16 | YAMAHA | |
| 5 | 8 | MIKEL PEREZ LANDA | 34 | 16 | 18 | | |
| 6 | 11 | EDER GOMEZ CHAVARRI | 29 | 14 | 15 | YAMAHA | |
| 7 | 88 | DAVID LOUREIRO ALVAREZ | 27 | 13 | 14 | YAMAHA | Q.C. Os Queimados |
| 8 | 42 | KARIM ABD EL AZEM LANDA | 25 | 12 | 13 | YAMAHA | |
| 9 | 13 | VICTOR GÜELL LOPEZ | 15 | 15 | 0 | | Mc Tarragona |