



Zuera, Camp.España SuperMotard

Clasificado por mejor tiempo de vuelta

SuperMotard Elite

Circuito Internacional Zuera 1,700 km

Warm Up

09/05/2010 09:30

Práctica (10:00 Tiempo) iniciado a 9:29:35

Pos.	Nº	Nombre	Mejor Tm	Dif. resp. 1º	En Vuelta	Marca	Club
1	52	STEFAN FREYERMUTH	1:19.970		4	SUZUKI	
2	3	FRANCESC CUCHARRERA MORENO	1:20.039	0.069	4	KTM	Mc B.Bergueda
3	22	JOAN LLADOS SOLE	1:20.641	0.671	5	SUZUKI	Mc Lleida
4	21	DAVID GIMENEZ LOPEZ	1:20.687	0.717	6	SUZUKI	Mc Lleida
5	55	GASTON GARCIA BLASCO	1:21.506	1.536	6	HONDA	
6	39	JUAN F. ROMERO DIAZ	1:21.534	1.564	4	SUZUKI	
7	12	VICTOR ALGUACIL PARDO	1:22.039	2.069	6		Amc Martorelles
8	71	ZOE PARRA PASTOR	1:22.625	2.655	4	SUZUKI	Mc Lleida
9	92	JESUS ROMERO CALA	1:22.988	3.018	6	SUZUKI	Gm Molins
10	31	FERRAN FORNELL OBRADORS	1:23.286	3.316	3	KTM	Mc B.Bergueda
11	8	ANTHONY FORD DUNN	1:23.423	3.453	5	HONDA	
12	66	JOEL LOZANO SOLA	1:23.677	3.707	5	YAMAHA	Amc Martorelles
13	2	GUILLAUME RIGAL	1:24.342	4.372	1	KTM	
14	80	DANIER LLOBET ROSICH	1:24.488	4.518	5		
15	27	ERIC BOUGELET	1:29.280	9.310	5	KTM	Enduro Alfas
16	23	JOSEP MARIA FLORENSA MINGOTE	1:30.139	10.169	6	SUZUKI	Gm Molins
17	13	RUBEN RETUERTA DE DIEGO	1:30.243	10.273	4		S. S. Reyes





Zuera, Camp.España SuperMotard

SuperMotard Elite

Circuito Internacional Zuera 1,700 km

Warm Up

09/05/2010 09:30

Práctica (10:00 Tiempo) iniciado a 9:29:35

Lap	Time of Day	Lap Tm	S1 Tm	S2 Tm	S3 Tm
(52) STEFAN FREYERMUTH					
1	9:33:28.500	1:25.742	27.312	31.574	26.854
2	9:35:05.643	1:37.143	40.388	30.114	26.639
3	9:36:27.326	1:21.683	25.394	29.512	26.775
4	9:37:47.296	1:19.970	24.933	29.327	25.708
5	9:39:07.595	1:20.299	25.539	28.708	26.050

Lap	Time of Day	Lap Tm	S1 Tm	S2 Tm	S3 Tm
(3) FRANCESC CUHARRERA MORENO					
1	9:34:54.832	1:22.322	25.824	29.859	26.637
2	9:36:15.486	1:20.654	25.453	29.407	25.792
3	9:37:42.168	1:26.682	25.651	31.572	29.457
4	9:39:02.207	1:20.039	25.222	28.849	25.966

Lap	Time of Day	Lap Tm	S1 Tm	S2 Tm	S3 Tm
(22) JOAN LLADOS SOLE					
1	9:34:01.461	1:25.480	26.507	31.197	27.774
2	9:35:23.240	1:21.779	25.930	29.582	26.265
3	9:37:06.184	1:42.944	35.951	38.180	28.811
4	9:38:27.550	1:21.366	25.454	29.533	26.377
5	9:39:48.191	1:20.641	25.296	29.179	26.164

Lap	Time of Day	Lap Tm	S1 Tm	S2 Tm	S3 Tm
(21) DAVID GIMENEZ LOPEZ					
1	9:33:19.109	1:23.501	26.458	30.190	26.851
2	9:34:50.144	1:31.035	33.485	30.742	26.806
3	9:36:11.836	1:21.692	25.644	29.544	26.502
4	9:38:02.627	1:50.791	29.081	48.862	32.846
5	9:39:24.165	1:21.538	25.516	29.603	26.417
6	9:40:44.852	1:20.687	25.060	29.392	26.233

Lap	Time of Day	Lap Tm	S1 Tm	S2 Tm	S3 Tm
(55) GASTON GARCIA BLASCO					
1	9:33:11.632	1:30.504	29.218	32.650	28.634
2	9:34:37.913	1:26.281	27.799	30.971	27.509
3	9:36:01.836	1:23.923	26.698	30.217	27.006
4	9:37:24.833	1:22.997	26.307	30.136	26.552
5	9:38:46.898	1:22.065	26.166	29.780	26.117
6	9:40:08.404	1:21.506	25.700	29.743	26.061

Lap	Time of Day	Lap Tm	S1 Tm	S2 Tm	S3 Tm
(39) JUAN F. ROMERO DIAZ					
1	9:35:04.167	1:24.751	26.979	30.619	27.151
2	9:36:27.703	1:23.536	26.173	29.911	27.450
3	9:37:49.996	1:22.293	26.157	29.763	26.371
4	9:39:11.530	1:21.534	25.714	29.550	26.268
5	9:40:33.491	1:21.961	25.903	29.610	26.446

Lap	Time of Day	Lap Tm	S1 Tm	S2 Tm	S3 Tm
(12) VICTOR ALGUACIL PARDO					
1	9:32:36.677	1:26.443	28.045	31.095	27.301
2	9:34:01.321	1:24.644	26.522	30.685	27.435
3	9:35:24.958	1:23.637	26.453	30.225	26.957
4	9:36:47.933	1:22.975	25.943	30.506	26.524
5	9:38:11.189	1:23.256	25.664	30.615	26.975
6	9:39:33.228	1:22.039	26.013	29.986	26.038
7	9:40:55.674	1:22.446	26.002	29.945	26.497

Lap	Time of Day	Lap Tm	S1 Tm	S2 Tm	S3 Tm
(71) ZOE PARRA PASTOR					
1	9:33:54.647	1:26.134	27.193	31.142	27.797
2	9:35:19.497	1:24.850	26.768	30.795	27.285
3	9:36:43.124	1:23.627	25.995	30.485	27.145
4	9:38:05.749	1:22.625	25.760	30.180	26.683
5	9:39:28.395	1:22.646	25.791	30.167	26.686
6	9:40:53.504	1:25.109	25.756	30.048	29.303

Lap	Time of Day	Lap Tm	S1 Tm	S2 Tm	S3 Tm
(92) JESUS ROMERO CALA					
1	9:32:46.548	1:32.640	31.188	32.828	28.622
2	9:34:13.423	1:26.875	27.982	31.324	27.567
3	9:35:38.540	1:25.117	26.844	31.218	27.053
4	9:37:02.825	1:24.285	26.448	30.825	27.010

Lap	Time of Day	Lap Tm	S1 Tm	S2 Tm	S3 Tm
5	9:38:26.648	1:23.823	26.721	30.426	26.674
6	9:39:49.636	1:22.988	26.540	29.899	26.547

Lap	Time of Day	Lap Tm	S1 Tm	S2 Tm	S3 Tm
(31) FERRAN FORNELL OBRADORS					
1	9:34:30.022	1:26.382	27.852	31.092	27.436
2	9:35:54.784	1:24.762	26.812	30.567	27.381
3	9:37:18.070	1:23.286	26.300	30.056	26.928
4	9:38:41.497	1:23.427	25.980	30.158	27.287
5	9:40:04.849	1:23.352	26.214	30.070	27.066

Lap	Time of Day	Lap Tm	S1 Tm	S2 Tm	S3 Tm
(8) ANTHONY FORD DUNN					
1	9:33:14.081	1:29.915	29.232	32.594	28.087
2	9:34:41.886	1:27.805	27.842	32.133	27.828
3	9:36:07.739	1:25.853	27.328	31.177	27.346
4	9:37:32.773	1:25.034	27.101	31.065	26.866
5	9:38:56.196	1:23.423	26.390	30.517	26.514
6	9:40:26.879	1:30.683	31.892	31.910	26.879

Lap	Time of Day	Lap Tm	S1 Tm	S2 Tm	S3 Tm
(66) JOEL LOZANO SOLA					
1	9:33:14.869	1:29.212	28.933	32.187	28.090
2	9:34:40.687	1:25.818	27.507	30.859	27.450
3	9:36:06.466	1:25.779	27.800	30.704	27.273
4	9:37:31.181	1:24.715	26.796	30.772	27.145
5	9:38:54.858	1:23.677	26.296	30.144	27.235
6	9:40:18.722	1:23.864	26.568	30.152	27.142

Lap	Time of Day	Lap Tm	S1 Tm	S2 Tm	S3 Tm
(2) GUILLAUME RIGAL					
1	9:34:20.508	1:24.342	27.679	30.182	26.479
2	9:38:22.544	4:02.036	25.778	31.999	28.117

Lap	Time of Day	Lap Tm	S1 Tm	S2 Tm	S3 Tm
(80) DANIER LLOBET ROSICH					
1	9:34:04.994	1:32.509	28.875	34.557	29.075
2	9:35:33.526	1:28.532	28.260	32.003	28.267
3	9:37:00.403	1:26.877	27.500	31.631	27.744
4	9:38:31.200	1:30.797	27.475	35.312	28.008
5	9:39:55.688	1:24.488	26.539	30.746	27.201

Lap	Time of Day	Lap Tm	S1 Tm	S2 Tm	S3 Tm
(27) ERIC BOUGELET					
1	9:32:52.249	1:30.785	29.095	33.106	28.582
2	9:34:21.595	1:29.346	27.721	31.805	29.818
3	9:35:55.194	1:33.599	27.534	34.800	31.263
4	9:37:25.949	1:30.755	27.031	36.545	27.177
5	9:38:55.229	1:29.280	26.564	31.061	31.653

Lap	Time of Day	Lap Tm	S1 Tm	S2 Tm	S3 Tm
(23) JOSEP MARIA FLORENSA MINGOTE					
1	9:33:02.257	1:37.791	31.860	35.014	30.915
2	9:34:35.375	1:33.118	30.198	33.444	29.474
3	9:36:07.424	1:32.049	29.075	33.340	29.632
4	9:37:39.076	1:31.652	28.934	33.414	29.302
5	9:39:10.380	1:31.304	28.114	33.633	29.555
6	9:40:40.519	1:30.139	28.218	32.688	29.231

Lap	Time of Day	Lap Tm	S1 Tm	S2 Tm	S3 Tm
(13) RUBEN RETUERTA DE DIEGO					
1	9:35:43.509	1:39.412	31.943	36.153	31.314
2	9:37:14.520	1:31.011	29.187	33.137	28.685
3	9:38:45.224	1:30.704	29.247	32.785	28.670
4	9:40:15.467	1:30.243	28.394	32.971	28.876





Zuera, Camp.España SuperMotard

Clasificado por mejor tiempo de vuelta

SuperMotard-3

Circuito Internacional Zuera 1,700 km

Entrenos Oficiales

09/05/2010 10:00

Clasificación (30:00 Tiempo) iniciado a 9:59:12

Pos.	Nº	Nombre	Mejor Tm	Dif. resp. 1º	En Vuelta	Marca	Club
1	48	JAVIER GONZALEZ MATEO	1:16.095		18		Mc Manresa
2	33	RUBEN RODRIGUEZ DIAZ	1:17.352	1.257	16	SUZUKI	Gm Molins
3	13	AITOR MARTINEZ ELORZA	1:17.368	1.273	16		Mx.racing
4	98	MATHEW FORD DUNN	1:18.001	1.906	18	HONDA	
5	61	MANUEL FERRER COLOMINA	1:18.172	2.077	12	SUZUKI	
6	11	JOSE FRANCISCO GARCIA GONZALEZ	1:18.468	2.373	8		Moto Club Aljarafe
7	17	FRANCISCO FERNANDEZ RODRIGUEZ-VARELA	1:18.515	2.420	15	HONDA	Vallisoletano Mc.
8	79	JOSEP PIEDRA JUAN	1:18.517	2.422	14	HONDA	
9	76	LUIS CARLOS MAUREL HERRERA	1:18.735	2.640	13		Mc. Zuera
10	74	AITOR IZQUIERDO ORDAX	1:18.923	2.828	16	HUSABERG	
11	27	ABEL CLIVILLE MAURICI	1:19.011	2.916	16		Mc Móra d´Ebre
12	78	JORDI MOLAS TORRAS	1:19.164	3.069	16	KTM	C Pocket Bike Osona
13	55	NUNO MIGUEL LOPES PINTO	1:19.263	3.168	10	HONDA	
14	20	CARLOS OLIVE BONCOMPTE	1:19.285	3.190	10	HONDA	
15	19	JAVIER GARCIA-MUÑIZ MENENDEZ	1:19.727	3.632	9	HONDA	Mc. Villaviciosa
16	18	RAUL PERALES SALVADOR	1:20.050	3.955	6	SUZUKI	
17	26	VICENTE JUAN MATA	1:20.410	4.315	13	HONDA	
18	21	JOAN SARADANYONS COLOMINA	1:20.847	4.752	14		
19	77	IVAN SEGURA SABADO	1:21.824	5.729	16	HONDA	C.M. Alcañiz
20	16	IVAN ROMERO GARCIA	1:21.835	5.740	17	KTM	
21	90	VICTOR LATORRE USAN	1:22.076	5.981	20		
22	7	DIEGO GRANDE BRIONES	1:23.459	7.364	17	BMW	110 Octanos
23	57	JOEL BERNADES BORDA	1:24.875	8.780	12	SUZUKI	Mc Lleida
24	46	ISAAC COUSO ALONSO	1:29.488	13.393	18	SUZUKI	Mc. Villaviciosa
25	69	JUAN CARLOS AGUILAR MILLAN	1:38.861	22.766	4	HONDA	





Zuera, Camp.España SuperMotard

SuperMotard Elite

Circuito Internacional Zuera 1,700 km

Entrenos Oficiales

09/05/2010 10:35

Clasificación (30:00 Tiempo) iniciado a 10:34:10

Lap	Time of Day	Lap Tm	S1 Tm	S2 Tm	S3 Tm
(92) JESUS ROMERO CALA					
1	10:38:21.421	1:21.331	25.562	28.887	26.880
2	10:39:39.016	1:17.595	24.641	28.218	24.734
3	10:40:55.470	1:16.454	23.952	27.946	24.554
4	10:42:11.469	1:15.999	23.591	27.849	24.557
5	10:43:27.033	1:15.564	23.500	27.767	24.295
6	10:44:55.600	1:28.567	23.523	40.540	24.502
7	10:46:11.077	1:15.477	23.433	27.744	24.298
8	10:47:26.292	1:15.215	23.469	27.554	24.190
9	10:48:41.343	1:15.051	23.466	27.163	24.420
10	10:53:24.627	4:43.284	24.923	27.842	24.358
11	10:54:39.096	1:14.469	23.680	27.077	23.710
12	10:55:52.990	1:13.894	23.033	26.960	23.899
13	10:57:05.912	1:12.922	22.994	26.506	23.240
14	10:58:18.078	1:12.166	22.714	26.386	23.064
15	10:59:30.913	1:12.835	23.179	26.521	23.133
16	11:00:42.590	1:11.677	22.449	26.018	23.208
17	11:01:57.462	1:14.872	24.179	27.175	23.516
18	11:03:08.733	1:11.271	22.373	25.890	23.006
19	11:04:19.775	1:11.042	22.338	25.867	22.835

Lap	Time of Day	Lap Tm	S1 Tm	S2 Tm	S3 Tm
(52) STEFAN FREYERMUTH					
1	10:37:54.431	1:19.174	25.403	28.521	25.248
2	10:39:11.326	1:16.895	24.287	28.023	24.583
3	10:40:26.899	1:15.573	23.655	27.407	24.509
4	10:41:41.729	1:14.830	23.489	26.918	24.421
5	10:43:16.803	1:35.074	28.634	41.013	25.425
6	10:44:31.240	1:14.437	23.544	26.961	23.930
7	10:45:45.008	1:13.768	23.152	26.737	23.877
8	10:47:01.150	1:16.142	22.887	26.433	26.820
9	10:48:14.428	1:13.278	23.126	26.401	23.749
10	10:49:26.888	1:12.460	22.621	26.440	23.397
11	10:51:02.633	1:35.745	22.758	35.871	37.114
12	10:52:15.554	1:12.921	22.762	26.490	23.667
13	10:53:42.391	1:26.837	24.504	38.484	23.847
14	10:59:08.866	5:26.475	22.679	31.453	24.090
15	11:00:22.240	1:13.374	22.927	26.490	23.955
16	11:01:34.108	1:11.868	22.431	26.194	23.241
17	11:02:45.390	1:11.282	22.329	25.911	23.040
18	11:04:04.577	1:19.187	29.132	26.709	23.344
19	11:05:15.701	1:11.124	22.156	25.880	23.086

Lap	Time of Day	Lap Tm	S1 Tm	S2 Tm	S3 Tm
(8) ANTHONY FORD DUNN					
1	10:38:20.224	1:19.354	25.139	28.914	25.299
2	10:39:36.424	1:16.200	24.176	27.757	24.265
3	10:41:01.299	1:24.875	24.497	35.717	24.659
4	10:45:10.481	4:09.182	24.520	27.799	24.278
5	10:46:25.081	1:14.600	23.403	27.370	23.825
6	10:47:38.671	1:13.590	22.934	26.896	23.758
7	10:48:52.296	1:13.625	23.083	26.704	23.836
8	11:01:49.587	12:57.291	26.395	26.965	23.312
9	11:03:01.225	1:11.638	22.622	25.958	23.056
10	11:04:12.349	1:11.124	22.138	25.741	23.243

Lap	Time of Day	Lap Tm	S1 Tm	S2 Tm	S3 Tm
(3) FRANCESC CUHARRERA MORENO					
1	10:39:50.329	1:17.995	24.666	28.298	25.029
2	10:41:06.219	1:15.890	23.835	27.531	24.522
3	10:42:34.851	1:28.632	26.344	36.036	26.250
4	10:44:09.700	1:34.849	24.128	38.217	32.502
5	10:45:24.462	1:14.762	23.511	27.004	24.245
6	10:46:39.167	1:14.705	23.282	27.444	23.977
7	10:47:53.559	1:14.392	23.451	26.921	24.018
8	10:52:52.954	4:59.395	25.083	27.042	24.860
9	10:56:34.580	3:41.626	23.022	26.658	23.779
10	10:57:47.301	1:12.721	23.027	26.229	23.463

Lap	Time of Day	Lap Tm	S1 Tm	S2 Tm	S3 Tm
11	10:58:59.266	1:11.965	22.755	25.959	23.249
12	11:03:37.422	4:38.156	24.031	27.572	23.791
13	11:04:48.598	1:11.176	22.473	25.895	22.806

Lap	Time of Day	Lap Tm	S1 Tm	S2 Tm	S3 Tm
(21) DAVID GIMENEZ LOPEZ					
1	10:42:33.748	6:43.189	25.304	29.370	25.867
2	10:43:50.225	1:16.477	24.442	27.546	24.487
3	10:45:28.866	1:38.641	31.464	37.839	29.336
4	10:46:43.720	1:14.854	23.686	27.118	24.048
5	10:48:28.690	1:44.970	30.047	39.933	34.988
6	10:49:42.445	1:13.755	23.243	26.564	23.946
7	10:51:06.090	1:23.645	25.379	31.937	26.327
8	10:52:19.962	1:13.872	23.270	26.893	23.707
9	10:53:32.533	1:12.571	22.884	26.352	23.333
10	10:57:45.027	4:12.494	27.193	44.806	33.670
11	10:59:19.956	1:34.929	34.564	35.731	24.632
12	11:00:32.395	1:12.439	22.597	26.474	23.366
13	11:01:44.224	1:11.829	22.394	26.302	23.131
14	11:03:17.160	1:32.936	26.854	38.589	27.491

Lap	Time of Day	Lap Tm	S1 Tm	S2 Tm	S3 Tm
(22) JOAN LLADOS SOLE					
1	10:37:34.272	1:20.183	24.940	29.285	25.956
2	10:44:52.941	7:18.669	32.604	32.509	27.326
3	10:46:19.070	1:26.129	26.292	32.578	27.257
4	10:47:37.045	1:17.975	25.390	27.903	24.680
5	10:48:52.033	1:14.988	23.925	27.193	23.868
6	10:50:06.694	1:14.661	23.663	27.063	23.933
7	10:51:36.866	1:30.172	28.166	34.754	27.250
8	10:52:50.520	1:13.654	23.462	26.680	23.510
9	10:54:03.432	1:12.912	23.077	26.358	23.475
10	10:57:32.232	3:28.800	30.412	31.475	25.629
11	10:58:44.875	1:12.643	22.980	26.326	23.335
12	11:00:15.135	1:30.260	25.753	38.169	26.336
13	11:01:27.108	1:11.973	22.761	26.166	23.044
14	11:02:57.628	1:30.520	27.688	33.423	29.407
15	11:04:12.304	1:14.676	23.006	26.427	25.241

Lap	Time of Day	Lap Tm	S1 Tm	S2 Tm	S3 Tm
(39) JUAN F. ROMERO DIAZ					
1	10:40:08.476	1:20.291	25.523	28.640	26.126
2	10:41:27.638	1:19.162	25.232	28.429	25.499
3	10:42:45.331	1:17.693	24.423	28.170	25.098
4	10:44:03.558	1:18.227	24.642	28.348	25.235
5	10:45:21.270	1:17.712	24.426	28.077	25.207
6	10:46:38.410	1:17.140	24.291	28.187	24.660
7	10:48:03.122	1:24.712	24.611	34.287	25.812
8	10:59:43.844	11:40.722	24.491	30.990	25.686
9	11:00:59.203	1:15.359	24.608	26.944	23.805
10	11:02:16.373	1:17.170	23.395	26.578	27.195
11	11:03:28.996	1:12.623	23.164	26.136	23.321
12	11:04:41.029	1:12.033	22.719	26.192	23.120

Lap	Time of Day	Lap Tm	S1 Tm	S2 Tm	S3 Tm
(55) GASTON GARCIA BLASCO					
1	10:37:38.842	1:22.255	26.594	29.802	25.857
2	10:38:59.109	1:20.267	25.443	29.103	25.719
3	10:40:18.459	1:19.350	25.301	28.724	25.323
4	10:41:36.291	1:17.832	24.574	28.179	25.077
5	10:42:53.769	1:17.478	24.562	28.027	24.887
6	10:44:15.515	1:21.746	25.759	30.120	25.865
7	10:45:31.922	1:16.407	24.024	28.014	24.367
8	10:46:47.487	1:15.565	23.932	27.445	24.186
9	10:48:02.217	1:14.730	23.415	27.223	24.090
10	10:49:24.689	1:22.472	26.053	29.876	26.541
11	10:50:38.910	1:14.221	23.444	27.088	23.687
12	10:51:58.604	1:19.694	25.777	28.810	25.105
13	10:53:12.377	1:13.773	23.309	26.842	23.620
14	10:54:25.887	1:13.510	23.178	26.698	23.632





Zuera, Camp.España SuperMotard

SuperMotard Elite

Circuito Internacional Zuera 1,700 km

Entrenos Oficiales

09/05/2010 10:35

Clasificación (30:00 Tiempo) iniciado a 10:34:10

Lap	Time of Day	Lap Tm	S1 Tm	S2 Tm	S3 Tm
15	10:59:15.867	4:49.980	25.176	28.826	24.518
16	11:00:29.226	1:13.359	23.255	26.828	23.274
17	11:01:41.670	1:12.444	22.840	26.441	23.161
18	11:02:53.868	1:12.198	22.755	26.309	23.132
19	11:04:14.592	1:20.724	24.721	29.721	26.280

(31) FERRAN FORNELL OBRADORS

1	10:39:01.001	1:20.800	25.423	29.454	25.921
2	10:40:30.339	1:29.338	28.347	31.246	29.743
3	10:41:49.960	1:19.621	25.015	28.968	25.636
4	10:43:09.122	1:19.162	24.776	28.859	25.525
5	10:44:42.093	1:32.971	24.556	32.611	35.802
6	10:46:01.369	1:19.276	24.762	28.987	25.525
7	10:47:19.899	1:18.530	24.517	28.731	25.280
8	10:48:58.390	1:38.491	27.038	39.326	32.125
9	10:53:51.790	4:53.400	24.126	29.379	25.434
10	10:55:08.581	1:16.791	24.491	27.902	24.396
11	10:56:23.542	1:14.961	23.741	27.380	23.838
12	10:57:37.622	1:14.080	23.297	27.064	23.717
13	10:58:51.320	1:13.698	23.230	26.656	23.810
14	11:00:23.431	1:32.111	23.177	37.501	31.431
15	11:01:36.259	1:12.828	23.027	26.432	23.367
16	11:03:04.491	1:28.232	26.745	34.500	26.985
17	11:04:35.237	1:30.746	27.673	38.245	24.826

(71) ZOE PARRA PASTOR

1	10:38:45.899	1:22.411	25.307	29.316	27.786
2	10:40:04.477	1:18.578	24.935	28.525	25.116
3	10:41:22.824	1:18.347	25.038	28.300	25.007
4	10:42:39.742	1:16.918	23.909	28.198	24.809
5	10:43:56.484	1:16.742	23.964	27.938	24.838
6	10:45:13.141	1:16.657	24.042	27.873	24.740
7	10:46:28.745	1:15.604	23.504	27.539	24.559
8	10:47:45.134	1:16.389	24.321	27.669	24.397
9	10:49:00.777	1:15.643	23.766	27.360	24.515
10	10:50:15.826	1:15.049	23.393	27.356	24.298
11	10:51:31.401	1:15.575	23.406	27.325	24.842
12	10:52:54.889	1:23.488	30.636	28.581	24.269
13	10:54:09.280	1:14.391	23.102	27.105	24.182
14	10:55:24.122	1:14.842	23.036	27.136	24.668
15	10:56:52.178	1:28.056	30.033	30.729	27.292
16	10:58:06.537	1:14.359	23.338	26.951	24.068
17	11:03:53.230	5:46.693	23.400	27.982	24.199
18	11:05:06.536	1:13.306	22.933	26.738	23.633

(2) GUILLAUME RIGAL

1	10:36:59.470	1:21.774	25.685	28.823	27.264
2	10:38:16.639	1:17.169	24.603	27.819	24.745
3	10:40:14.898	1:58.259	41.257	50.205	26.795
4	10:41:30.961	1:16.063	24.173	27.427	24.461
5	10:43:24.823	1:53.862	32.170	51.225	30.465
6	10:44:59.422	1:34.599	27.302	35.247	32.048
7	10:46:14.268	1:14.846	23.710	27.127	24.007
8	10:47:34.153	1:19.885	26.523	28.678	24.682
9	10:48:48.322	1:14.169	23.364	26.830	23.973
10	10:50:29.669	1:41.347	32.668	43.388	25.289
11	10:51:43.658	1:13.989	23.193	26.879	23.915
12	10:56:59.753	5:16.095	28.429	29.999	29.040
13	10:58:14.476	1:14.723	22.998	26.573	25.150
14	10:59:27.887	1:13.411	22.923	26.677	23.809
15	11:02:23.243	2:55.356	24.540	28.750	25.305
16	11:03:39.242	1:15.999	22.849	28.938	24.210
17	11:04:52.749	1:13.507	22.879	26.887	23.739

(80) DANIER LLOBET ROSICH

1	10:37:39.166	1:23.167	26.040	30.059	27.066
---	--------------	----------	--------	--------	--------

Lap	Time of Day	Lap Tm	S1 Tm	S2 Tm	S3 Tm
2	10:39:00.730	1:21.564	25.864	29.689	26.009
3	10:40:21.627	1:20.897	25.565	29.532	25.798
4	10:41:41.551	1:19.924	25.271	28.942	25.709
5	10:43:00.940	1:19.389	25.130	28.635	25.622
6	10:44:19.482	1:18.542	24.678	28.549	25.313
7	10:45:37.638	1:18.156	24.671	28.306	25.177
8	10:46:55.126	1:17.488	24.230	28.157	25.099
9	10:53:10.667	6:15.541	27.464	30.871	26.830
10	10:54:35.214	1:24.547	29.838	29.371	25.336
11	10:55:54.773	1:19.559	24.627	27.914	27.016
12	10:57:11.173	1:16.400	24.427	27.466	24.505
13	10:58:27.000	1:15.827	23.956	27.352	24.517
14	10:59:43.199	1:16.199	23.895	27.567	24.735
15	11:00:57.913	1:14.714	23.609	27.134	23.969
16	11:02:12.267	1:14.354	23.395	27.005	23.952
17	11:03:26.269	1:14.002	23.312	26.760	23.928
18	11:04:40.620	1:14.351	23.417	27.064	23.868

(12) VICTOR ALGUACIL PARDO

1	10:38:39.573	1:20.629	26.025	29.188	25.414
2	10:39:57.330	1:17.757	24.546	28.162	25.047
3	10:41:25.702	1:28.372	34.242	28.768	25.360
4	10:42:42.906	1:17.204	24.413	27.864	24.925
5	10:43:59.695	1:16.789	24.124	27.637	25.026
6	10:45:15.831	1:16.136	23.782	27.867	24.485
7	10:46:31.164	1:15.333	23.667	27.438	24.226
8	10:47:47.193	1:16.029	23.680	27.786	24.561
9	10:52:00.414	4:13.221	23.635	28.978	25.626
10	10:53:16.065	1:15.651	23.759	27.587	24.303
11	10:54:32.751	1:16.686	23.738	27.975	24.971
12	10:55:48.546	1:15.795	23.794	27.580	24.419
13	10:57:03.457	1:14.911	23.254	27.204	24.451
14	10:58:17.906	1:14.449	23.243	27.033	24.171
15	11:03:23.703	5:05.797	23.184	31.871	25.837
16	11:04:37.945	1:14.242	23.417	26.935	23.888

(66) JOEL LOZANO SOLA

1	10:38:44.677	1:19.666	25.319	28.772	25.573
2	10:40:03.553	1:18.876	25.120	28.205	25.549
3	10:43:52.297	3:48.744	28.569	31.142	39.949
4	10:45:18.932	1:26.635	30.180	31.119	25.334
5	10:54:36.068	9:17.136	24.286	29.649	25.532
6	10:55:53.605	1:17.537	24.488	27.412	25.635
7	10:57:09.964	1:16.359	23.923	27.658	24.776
8	10:58:25.550	1:15.586	24.186	27.129	24.269
9	10:59:41.449	1:15.899	23.864	27.255	24.778
10	11:00:56.942	1:15.493	23.877	27.128	24.486
11	11:02:11.590	1:14.648	23.471	26.768	24.407
12	11:03:40.030	1:28.440	29.224	29.321	29.893
13	11:04:54.675	1:14.645	23.664	26.853	24.126

(23) JOSEP MARIA FLORENSA MINGOTE

1	10:38:24.875	1:23.965	26.967	30.115	26.881
2	10:39:46.399	1:21.524	25.624	29.473	26.425
3	10:41:06.734	1:20.335	25.323	29.288	25.722
4	10:42:25.846	1:19.112	24.959	28.694	25.457
5	10:43:44.755	1:18.909	24.277	28.768	25.862
6	10:45:02.835	1:18.080	24.168	28.952	24.958
7	10:46:20.296	1:17.461	24.244	28.388	24.827
8	10:47:39.854	1:19.558	24.344	28.690	26.522
9	10:48:56.477	1:16.623	23.703	28.050	24.868
10	10:50:13.092	1:16.615	23.805	27.970	24.838
11	10:54:59.356	4:46.264	29.856	30.538	25.083
12	10:56:17.097	1:17.741	24.546	28.539	24.654
13	10:57:33.543	1:16.446	23.930	27.998	24.516
14	10:58:49.200	1:15.657	23.498	27.747	24.410





Zuera, Camp.España SuperMotard

SuperMotard Elite

Circuito Internacional Zuera 1,700 km

Entrenos Oficiales

09/05/2010 10:35

Clasificación (30:00 Tiempo) iniciado a 10:34:10

Lap	Time of Day	Lap Tm	S1 Tm	S2 Tm	S3 Tm
15	11:00:04.379	1:15.179	23.292	27.491	24.394
16	11:01:19.575	1:15.196	23.499	27.272	24.423
17	11:02:35.244	1:15.669	23.771	27.301	24.595
18	11:03:50.696	1:15.452	23.816	27.380	24.254
19	11:05:05.692	1:14.996	23.366	27.394	24.234

(27) ERIC BOUGELET

1	10:38:45.243	1:19.593	25.329	28.892	25.370
2	10:40:03.821	1:18.578	24.841	28.543	25.192
3	10:41:42.613	1:38.792	31.429	38.092	29.269
4	10:43:17.708	1:35.095	29.176	40.114	25.803
5	10:44:35.381	1:17.673	24.073	28.369	25.229
6	10:46:25.688	1:50.307	36.176	43.231	30.898
7	10:47:43.594	1:17.906	23.991	28.606	25.307
8	10:49:25.469	1:41.875	34.619	33.546	33.708
9	10:50:52.975	1:27.506	23.947	28.335	35.222
10	10:59:31.877	8:38.902	24.262	31.885	26.900
11	11:00:48.083	1:16.206	24.107	27.820	24.277
12	11:02:13.229	1:25.146	28.865	32.005	24.274
13	11:03:39.730	1:26.501	27.704	31.703	27.092
14	11:04:55.300	1:15.570	23.624	27.924	24.020

(13) RUBEN RETUERTA DE DIEGO

1	10:38:16.763	1:23.682	26.601	30.213	26.866
2	10:39:40.542	1:23.779	25.743	31.052	26.982
3	10:41:01.137	1:20.595	25.242	29.402	25.949
4	10:42:20.872	1:19.735	25.019	29.018	25.696
5	10:43:40.085	1:19.213	24.881	28.758	25.572
6	10:48:15.402	4:35.317	24.690	31.562	29.918
7	10:49:33.638	1:18.236	24.383	28.604	25.247
8	10:50:52.578	1:18.940	24.306	28.645	25.987
9	10:52:12.603	1:20.025	24.536	30.197	25.290
10	10:53:29.839	1:17.236	24.160	28.251	24.823
11	10:54:47.340	1:17.501	24.051	28.248	25.200
12	10:56:04.505	1:17.165	24.050	28.114	24.999
13	10:57:39.282	1:34.777	32.886	33.959	27.930
14	10:58:56.554	1:17.272	23.967	28.180	25.123
15	11:00:24.966	1:28.412	28.560	31.508	28.342





Zuera, Camp.España SuperMotard

Clasificado por vueltas

SuperMotard Elite

Circuito Internacional Zuera 1,700 km

Primera Manga

09/05/2010 12:00

Carrera (15:00 y 2 Vueltas) iniciado a 12:00:07

Pos.	Nº	Nombre	Vlt.	Dif. 1º	Total Tº	Mejor Tm	Club	Marca
1	3	FRANCESC CUCHARRERA MORENO	15		17:21.377	1:08.260	Mc B.Bergueda	KTM
2	8	ANTHONY FORD DUNN	15	0.185	17:21.562	1:08.462		HONDA
3	2	GUILLAUME RIGAL	15	13.849	17:35.226	1:09.277		KTM
4	55	GASTON GARCIA BLASCO	15	17.996	17:39.373	1:09.171		HONDA
5	52	STEFAN FREYERMUTH	15	19.085	17:40.462	1:09.967		SUZUKI
6	21	DAVID GIMENEZ LOPEZ	15	19.920	17:41.297	1:09.886	Mc Lleida	SUZUKI
7	22	JOAN LLADOS SOLE	15	21.528	17:42.905	1:09.775	Mc Lleida	SUZUKI
8	92	JESUS ROMERO CALA	15	22.894	17:44.271	1:09.828	Gm Molins	SUZUKI
9	39	JUAN F. ROMERO DIAZ	15	34.873	17:56.250	1:10.002		SUZUKI
10	71	ZOE PARRA PASTOR	15	35.472	17:56.849	1:10.886	Mc Lleida	SUZUKI
11	12	VICTOR ALGUACIL PARDO	15	35.570	17:56.947	1:09.764	Amc Martorelles	
12	23	JOSEP MARIA FLORENSA MINGOTE	15	39.013	18:00.390	1:10.487	Gm Molins	SUZUKI
13	31	FERRAN FORNELL OBRADORS	15	39.763	18:01.140	1:11.175	Mc B.Bergueda	KTM
14	66	JOEL LOZANO SOLA	15	41.531	18:02.908	1:10.856	Amc Martorelles	YAMAHA
15	80	DANIER LLOBET ROSICH	15	1:11.443	18:32.820	1:12.646		
16	27	ERIC BOUGELET	14	1 Vuelta	17:35.022	1:12.331	Enduro Alfás	KTM

No clasificado (75% = 12 Vueltas)

NT	13	RUBEN RETUERTA DE DIEGO	4	NT	4:58.032	1:11.753	S. S. Reyes	
----	----	-------------------------	---	----	----------	----------	-------------	--

Margin of Victory	Avg. Speed	Best Lap Tm	Best Spd	Best Lap by
0.185	88,152	1:08.260	89,657	3 - FRANCESC CUCHARRERA MC





Zuera, Camp.España SuperMotard

Clasificado por vueltas

SuperMotard Elite

Circuito Internacional Zuera 1,700 km

Primera Manga

09/05/2010 12:00

Carrera (15:00 y 2 Vueltas) iniciado a 12:00:07

Pos.	Nº	Nombre	Vlt.	Dif. 1º	Total Tº	Mejor Tm	Club	Marca
SM1								
1	3	FRANCESC CUCHARRERA MORENO	15		17:21.377	1:08.260	Mc B.Bergueda	KTM
2	8	ANTHONY FORD DUNN	15	0.185	17:21.562	1:08.462		HONDA
3	2	GUILLAUME RIGAL	15	13.849	17:35.226	1:09.277		KTM
4	52	STEFAN FREYERMUTH	15	19.085	17:40.462	1:09.967		SUZUKI
5	39	JUAN F. ROMERO DIAZ	15	34.873	17:56.250	1:10.002		SUZUKI
6	71	ZOE PARRA PASTOR	15	35.472	17:56.849	1:10.886	Mc Lleida	SUZUKI
7	66	JOEL LOZANO SOLA	15	41.531	18:02.908	1:10.856	Amc Martorelles	YAMAHA
8	80	DANIER LLOBET ROSICH	15	1:11.443	18:32.820	1:12.646		
9	27	ERIC BOUGELET	14	1 Vuelta	17:35.022	1:12.331	Enduro Alfas	KTM

SM2								
1	55	GASTON GARCIA BLASCO	15		17:39.373	1:09.171		HONDA
2	21	DAVID GIMENEZ LOPEZ	15	1.924	17:41.297	1:09.886	Mc Lleida	SUZUKI
3	22	JOAN LLADOS SOLE	15	3.532	17:42.905	1:09.775	Mc Lleida	SUZUKI
4	92	JESUS ROMERO CALA	15	4.898	17:44.271	1:09.828	Gm Molins	SUZUKI
5	12	VICTOR ALGUACIL PARDO	15	17.574	17:56.947	1:09.764	Amc Martorelles	
6	23	JOSEP MARIA FLORENSA MINGOTE	15	21.017	18:00.390	1:10.487	Gm Molins	SUZUKI
7	31	FERRAN FORNELL OBRADORS	15	21.767	18:01.140	1:11.175	Mc B.Bergueda	KTM

No clasificado (75% = 12 Vueltas)

NT	13	RUBEN RETUERTA DE DIEGO	4	NT	4:58.032	1:11.753	S. S. Reyes	
----	----	-------------------------	---	----	----------	----------	-------------	--

Margin of Victory	Avg. Speed	Best Lap Tm	Best Spd	Best Lap by
0.185	88,152	1:08.260	89,657	3 - FRANCESC CUCHARRERA MC





Zuera, Camp.España SuperMotard

SuperMotard Elite

Circuito Internacional Zuera 1,700 km

Primera Manga

09/05/2010 12:00

Carrera (15:00 y 2 Vueltas) iniciado a 12:00:07

Lap	Time of Day	Lap Tm	S1 Tm	S2 Tm	S3 Tm
(3) FRANCESC CUCHARRERA MORENO					
1	12:01:21.253			25.862	22.787
2	12:02:32.142	1:10.889	22.165	26.128	22.594
3	12:03:41.115	1:08.973	21.764	24.928	22.279
4	12:04:50.515	1:09.400	21.641	25.354	22.403
5	12:05:59.453	1:08.938	21.774	24.983	22.179
6	12:07:08.143	1:08.690	21.441	25.039	22.208
7	12:08:17.183	1:09.040	21.642	25.117	22.279
8	12:09:25.910	1:08.727	21.668	24.879	22.178
9	12:10:36.527	1:10.617	21.818	24.747	24.050
10	12:11:45.494	1:08.967	21.747	25.002	22.216
11	12:12:53.754	1:08.260	21.392	24.687	22.179
12	12:14:02.024	1:08.270	21.379	24.710	22.179
13	12:15:11.139	1:09.115	21.814	24.917	22.382
14	12:16:19.704	1:08.565	21.482	24.729	22.352
15	12:17:28.387	1:08.683	21.516	24.822	22.343

(8) ANTHONY FORD DUNN					
1	12:01:20.204			25.706	22.566
2	12:02:30.217	1:10.013	21.727	25.705	22.579
3	12:03:39.665	1:09.448	21.598	25.345	22.503
4	12:04:49.444	1:09.779	21.877	25.414	22.486
5	12:05:58.982	1:09.538	21.673	25.187	22.676
6	12:07:08.095	1:09.113	21.633	25.054	22.424
7	12:08:17.138	1:09.043	21.406	25.201	22.434
8	12:09:25.804	1:08.666	21.352	25.024	22.288
9	12:10:34.428	1:08.624	21.437	24.882	22.303
10	12:11:43.518	1:09.090	21.527	25.159	22.402
11	12:12:52.760	1:09.242	21.734	25.069	22.437
12	12:14:01.928	1:09.168	21.748	25.070	22.348
13	12:15:11.378	1:09.450	22.234	24.797	22.417
14	12:16:20.110	1:08.732	21.433	25.018	22.279
15	12:17:28.572	1:08.462	21.406	24.904	22.150

(2) GUILLAUME RIGAL					
1	12:01:22.623			25.849	22.818
2	12:02:33.071	1:10.448	22.193	25.789	22.464
3	12:03:42.521	1:09.450	21.784	25.300	22.364
4	12:04:52.004	1:09.483	21.669	25.472	22.340
5	12:06:01.464	1:09.460	21.628	25.441	22.389
6	12:07:10.849	1:09.385	21.827	25.200	22.356
7	12:08:20.126	1:09.277	21.582	25.242	22.451
8	12:09:29.596	1:09.470	21.699	25.445	22.324
9	12:10:39.235	1:09.639	21.892	25.236	22.509
10	12:11:48.579	1:09.344	21.658	25.257	22.427
11	12:12:58.766	1:10.187	21.882	25.510	22.793
12	12:14:08.731	1:09.965	21.838	25.454	22.671
13	12:15:18.972	1:10.241	21.943	25.354	22.942
14	12:16:29.379	1:10.407	22.051	25.671	22.683
15	12:17:42.236	1:12.857	22.283	26.048	24.524

(55) GASTON GARCIA BLASCO					
1	12:01:22.985			26.567	22.744
2	12:02:34.213	1:11.228	22.829	25.852	22.545
3	12:03:44.573	1:10.360	22.136	25.771	22.451
4	12:04:55.895	1:11.322	22.389	25.801	23.130
5	12:06:05.843	1:09.948	22.046	25.404	22.496
6	12:07:15.743	1:09.900	21.963	25.421	22.514
7	12:08:27.071	1:11.328	22.104	26.742	22.480
8	12:09:36.676	1:09.605	22.034	25.106	22.463
9	12:10:46.175	1:09.499	21.953	25.085	22.459
10	12:11:55.346	1:09.171	21.909	24.993	22.267
11	12:13:05.361	1:10.015	21.877	25.535	22.601
12	12:14:15.798	1:10.437	22.156	25.617	22.662
13	12:15:25.755	1:09.957	21.971	25.571	22.413

14	12:16:36.440	1:10.685	22.852	25.222	22.609
15	12:17:46.383	1:09.943	21.935	25.186	22.820

(52) STEFAN FREYERMUTH					
1	12:01:21.170			26.152	22.905
2	12:02:32.639	1:11.469	21.959	26.732	22.776
3	12:03:43.080	1:10.441	21.799	25.986	22.654
4	12:04:53.070	1:09.990	21.622	25.579	22.787
5	12:06:03.222	1:10.152	21.764	25.709	22.677
6	12:07:13.410	1:10.188	21.681	25.751	22.754
7	12:08:23.377	1:09.967	21.494	25.549	22.922
8	12:09:33.855	1:10.478	21.682	25.886	22.908
9	12:10:44.135	1:10.280	21.714	25.631	22.933
10	12:11:54.613	1:10.478	21.887	25.567	23.022
11	12:13:04.773	1:10.160	21.755	25.550	22.853
12	12:14:15.091	1:10.318	21.799	25.669	22.848
13	12:15:25.417	1:10.326	21.730	25.666	22.928
14	12:16:37.044	1:11.627	22.931	25.848	22.846
15	12:17:47.472	1:10.428	21.929	25.687	22.810

(21) DAVID GIMENEZ LOPEZ					
1	12:01:22.385			26.242	23.266
2	12:02:33.817	1:11.432	22.180	26.266	22.984
3	12:03:44.097	1:10.280	21.807	25.591	22.880
4	12:04:54.265	1:10.168	21.789	25.551	22.826
5	12:06:04.277	1:10.012	21.808	25.472	22.730
6	12:07:14.163	1:09.886	21.800	25.438	22.646
7	12:08:24.511	1:10.348	21.772	25.692	22.882
8	12:09:34.652	1:10.141	21.749	25.539	22.851
9	12:10:44.589	1:09.937	21.738	25.520	22.677
10	12:11:54.923	1:10.334	21.870	25.606	22.856
11	12:13:05.299	1:10.376	21.858	25.643	22.873
12	12:14:15.704	1:10.405	21.906	25.669	22.828
13	12:15:26.876	1:11.172	21.799	26.505	22.866
14	12:16:37.514	1:10.638	22.043	25.758	22.835
15	12:17:48.307	1:10.793	21.829	25.775	23.187

(22) JOAN LLADOS SOLE					
1	12:01:22.490			26.078	23.080
2	12:02:35.569	1:13.079	24.080	25.918	23.079
3	12:03:46.129	1:10.560	22.266	25.638	22.654
4	12:04:56.386	1:10.257	22.117	25.409	22.729
5	12:06:06.431	1:10.045	22.181	25.360	22.502
6	12:07:16.538	1:10.107	22.193	25.292	22.620
7	12:08:27.519	1:10.981	22.260	26.079	22.640
8	12:09:37.294	1:09.775	21.889	25.316	22.568
9	12:10:47.572	1:10.278	22.024	25.547	22.705
10	12:11:57.619	1:10.047	22.103	25.204	22.738
11	12:13:07.940	1:10.321	22.158	25.362	22.799
12	12:14:18.306	1:10.366	21.999	25.419	22.946
13	12:15:28.530	1:10.224	22.029	25.419	22.774
14	12:16:38.933	1:10.403	22.142	25.389	22.870
15	12:17:49.915	1:10.982	22.228	25.569	23.183

(92) JESUS ROMERO CALA					
1	12:01:20.169			25.892	22.793
2	12:02:30.489	1:10.320	22.178	25.617	22.523
3	12:03:40.617	1:10.128	21.847	25.474	22.805
4	12:04:50.445	1:09.828	21.987	25.383	22.456
5	12:06:00.990	1:19.545	29.777	27.045	22.721
6	12:07:10.048	1:10.058	22.093	25.455	22.508
7	12:08:20.243	1:10.195	21.977	25.604	22.612
8	12:09:30.409	1:10.166	22.016	25.500	22.648
9	12:10:40.500	1:10.091	22.002	25.426	22.661
10	12:11:50.549	1:10.049	21.920	25.315	22.812
11	12:13:00.524	1:09.975	21.865	25.586	22.522





Zuera, Camp.España SuperMotard

SuperMotard Elite

Circuito Internacional Zuera 1,700 km

Primera Manga

09/05/2010 12:00

Carrera (15:00 y 2 Vueltas) iniciado a 12:00:07

Lap	Time of Day	Lap Tm	S1 Tm	S2 Tm	S3 Tm
12	12:14:20.469	1:09.945	21.887	25.401	22.655
13	12:15:30.629	1:10.160	22.046	25.373	22.739
14	12:16:40.874	1:10.245	22.038	25.511	22.694
15	12:17:51.281	1:10.407	22.069	25.378	22.958

Lap	Time of Day	Lap Tm	S1 Tm	S2 Tm	S3 Tm
10	12:12:10.870	1:10.674	22.505	25.621	22.546
11	12:13:22.358	1:11.488	22.543	26.059	22.884
12	12:14:33.546	1:11.188	22.316	25.784	23.086
13	12:15:44.966	1:11.420	22.368	26.159	22.891
14	12:16:56.213	1:11.247	22.369	25.793	23.083
15	12:18:07.400	1:11.187	22.489	25.588	23.108

(39) JUAN F. ROMERO DIAZ

1	12:01:23.355			26.410	22.969
2	12:02:33.875	1:10.520	22.326	25.493	22.699
3	12:03:44.437	1:10.562	22.125	25.690	22.745
4	12:04:55.604	1:11.167	22.227	26.048	22.890
5	12:06:05.608	1:10.004	21.776	25.576	22.650
6	12:07:15.610	1:10.002	21.753	25.582	22.665
7	12:08:33.619	1:18.009	21.796	33.154	23.057
8	12:09:44.555	1:10.936	22.103	25.912	22.919
9	12:10:55.474	1:10.919	22.116	25.755	23.046
10	12:12:07.031	1:11.557	22.478	26.143	22.934
11	12:13:18.143	1:11.112	22.282	25.968	22.860
12	12:14:29.228	1:11.085	22.268	25.940	22.875
13	12:15:40.386	1:11.158	22.153	25.955	23.048
14	12:16:51.453	1:11.067	22.265	25.972	22.828
15	12:18:03.260	1:11.807	22.392	26.167	23.246

(31) FERRAN FORNELL OBRADORS

1	12:01:24.937			27.294	23.288
2	12:02:36.793	1:11.856	22.813	26.145	22.896
3	12:03:49.353	1:12.560	23.521	25.980	23.057
4	12:05:01.051	1:11.698	22.473	26.071	23.152
5	12:06:12.285	1:11.234	22.399	26.065	22.768
6	12:07:23.604	1:11.319	22.332	26.006	22.979
7	12:08:36.054	1:12.450	23.383	26.164	22.901
8	12:09:47.777	1:11.723	22.326	25.890	23.505
9	12:10:58.952	1:11.175	22.224	25.939	23.010
10	12:12:10.133	1:11.181	22.197	25.885	23.097
11	12:13:21.952	1:11.819	22.300	26.589	22.922
12	12:14:33.333	1:11.381	22.298	26.028	23.053
13	12:15:44.824	1:11.491	22.306	26.115	23.068
14	12:16:56.099	1:11.275	22.114	25.915	23.244
15	12:18:08.150	1:12.051	23.042	25.968	23.039

(71) ZOE PARRA PASTOR

1	12:01:26.674			27.407	23.539
2	12:02:38.856	1:12.182	22.771	26.107	23.302
3	12:03:50.224	1:11.368	22.317	26.045	23.004
4	12:05:01.324	1:11.100	22.246	26.032	22.820
5	12:06:12.725	1:11.401	22.456	26.020	22.923
6	12:07:23.973	1:11.248	22.378	25.871	22.997
7	12:08:35.480	1:11.507	22.596	25.933	22.976
8	12:09:46.374	1:10.894	22.185	25.739	22.968
9	12:10:57.509	1:11.135	22.272	25.750	23.111
10	12:12:08.507	1:10.998	22.241	25.705	23.050
11	12:13:19.432	1:10.925	22.169	25.732	23.022
12	12:14:30.598	1:11.166	21.949	26.036	23.179
13	12:15:41.878	1:11.280	22.362	25.852	23.064
14	12:16:52.973	1:11.095	22.202	25.812	23.079
15	12:18:03.859	1:10.886	22.004	25.894	22.986

(66) JOEL LOZANO SOLA

1	12:01:24.851			26.884	23.428
2	12:02:36.706	1:11.855	22.739	26.009	23.105
3	12:03:48.589	1:11.883	22.729	25.819	23.333
4	12:05:00.921	1:12.332	23.182	25.989	23.159
5	12:06:12.263	1:11.342	22.396	25.833	23.111
6	12:07:24.631	1:12.368	23.076	26.139	23.151
7	12:08:36.610	1:11.979	22.605	26.267	23.105
8	12:09:48.293	1:11.683	22.656	26.047	22.978
9	12:10:59.899	1:11.606	22.650	25.902	23.052
10	12:12:10.755	1:10.856	22.471	25.545	22.838
11	12:13:22.285	1:11.530	22.448	25.989	23.091
12	12:14:33.859	1:11.574	22.642	25.977	22.953
13	12:15:45.428	1:11.569	22.338	26.134	23.095
14	12:16:56.920	1:11.492	22.287	25.984	23.219
15	12:18:09.918	1:12.998	22.623	25.844	24.529

(12) VICTOR ALGUACIL PARDO

1	12:01:26.603			27.474	23.765
2	12:02:39.899	1:13.296	23.355	26.655	23.284
3	12:03:51.994	1:12.095	22.771	26.146	23.176
4	12:05:03.702	1:11.708	22.759	25.897	23.050
5	12:06:14.471	1:10.769	22.409	25.490	22.868
6	12:07:25.173	1:10.702	22.450	25.493	22.757
7	12:08:36.718	1:11.545	22.521	25.941	23.081
8	12:09:47.768	1:11.050	22.139	25.731	23.178
9	12:10:59.212	1:11.444	22.627	25.710	23.105
10	12:12:10.562	1:11.350	22.299	25.687	23.362
11	12:13:21.686	1:11.124	22.176	26.054	22.892
12	12:14:32.332	1:10.646	22.241	25.507	22.896
13	12:15:43.393	1:11.061	22.232	26.009	22.818
14	12:16:53.157	1:09.764	21.929	25.299	22.534
15	12:18:03.957	1:10.800	22.168	26.179	22.451

(80) DANIER LLOBET ROSICH

1	12:01:26.448			27.675	23.739
2	12:02:40.360	1:13.912	23.339	26.661	23.910
3	12:03:53.006	1:12.646	22.793	26.410	23.441
4	12:05:05.995	1:12.989	22.918	26.651	23.418
5	12:06:19.423	1:13.428	23.184	26.543	23.699
6	12:07:33.574	1:14.151	23.955	26.527	23.667
7	12:08:46.664	1:13.090	22.956	26.489	23.643
8	12:10:00.000	1:13.336	22.902	26.770	23.662
9	12:11:13.901	1:13.901	23.014	26.769	24.116
10	12:12:27.422	1:13.521	23.088	26.522	23.909
11	12:13:40.858	1:13.436	22.971	26.548	23.915
12	12:14:55.000	1:14.142	23.337	26.753	24.050
13	12:16:08.665	1:13.665	23.035	26.749	23.879
14	12:17:23.169	1:14.504	22.891	27.084	24.527
15	12:18:39.830	1:16.661	24.506	27.148	25.005

(23) JOSEP MARIA FLORENSA MINGOTE

1	12:01:27.660			27.768	23.459
2	12:02:41.194	1:13.534	23.217	27.151	23.164
3	12:03:53.569	1:12.375	22.712	26.651	23.010
4	12:05:06.113	1:12.544	22.836	26.342	23.364
5	12:06:17.016	1:10.903	22.341	25.734	22.826
6	12:07:28.086	1:11.070	22.111	26.019	22.938
7	12:08:39.204	1:11.118	22.076	26.131	22.909
8	12:09:49.691	1:10.487	21.981	25.685	22.819
9	12:11:00.196	1:10.505	21.914	25.919	22.670

(27) ERIC BOUGELET

1	12:01:27.453			27.694	23.712
2	12:02:41.060	1:13.607	23.126	27.202	23.277
3	12:03:53.391	1:12.331	22.688	26.546	23.095
4	12:05:06.432	1:13.041	22.805	27.080	23.154
5	12:06:19.555	1:13.123	23.238	26.579	23.304
6	12:07:34.997	1:15.442	24.648	27.060	23.732
7	12:08:48.773	1:13.776	23.121	26.918	23.735





Zuera, Camp.España SuperMotard

SuperMotard Elite

Circuito Internacional Zuera 1,700 km

Primera Manga

09/05/2010 12:00

Carrera (15:00 y 2 Vueltas) iniciado a 12:00:07

Lap	Time of Day	Lap Tm	S1 Tm	S2 Tm	S3 Tm	Lap	Time of Day	Lap Tm	S1 Tm	S2 Tm	S3 Tm
8	12:10:03.838	1:15.065	24.225	27.045	23.793						
9	12:11:18.138	1:14.300	23.149	27.238	23.911						
10	12:12:33.628	1:15.490	23.309	27.940	24.239						
11	12:13:50.309	1:16.681	23.394	28.448	24.837						
12	12:15:06.120	1:15.811	23.409	27.896	24.504						
13	12:16:23.018	1:16.898	23.380	29.061	24.455						
14	12:17:42.032	1:19.014	24.384	29.013	25.615						

(13) RUBEN RETUERTA DE DIEGO

1	12:01:27.109			27.873	23.834
2	12:02:40.526	1:13.417	22.992	26.839	23.584
3	12:03:53.289	1:12.763	22.796	26.399	23.566
4	12:05:05.042	1:11.753	22.371	26.034	23.346





Zuera, Camp.España SuperMotard

Clasificado por vueltas

SuperMotard Elite

Circuito Internacional Zuera 1,700 km

Segunda Manga

09/05/2010 13:40

Carrera (15:00 y 2 Vueltas) iniciado a 13:34:54

Pos.	Nº	Nombre	Vlt.	Dif. 1º	Total Tº	Mejor Tm	Club	Marca
1	3	FRANCESC CUCHARRERA MORENO	16		18:21.186	1:08.300	Mc B.Bergueda	KTM
2	92	JESUS ROMERO CALA	16	1.339	18:22.525	1:08.419	Gm Molins	SUZUKI
3	8	ANTHONY FORD DUNN	16	13.650	18:34.836	1:08.518		HONDA
4	55	GASTON GARCIA BLASCO	16	16.545	18:37.731	1:08.738		HONDA
5	2	GUILLAUME RIGAL	16	17.935	18:39.121	1:08.382		KTM
6	21	DAVID GIMENEZ LOPEZ	16	22.654	18:43.840	1:09.575	Mc Lleida	SUZUKI
7	52	STEFAN FREYERMUTH	16	22.809	18:43.995	1:09.357		SUZUKI
8	22	JOAN LLADOS SOLE	16	25.311	18:46.497	1:09.260	Mc Lleida	SUZUKI
9	39	JUAN F. ROMERO DIAZ	16	37.124	18:58.310	1:09.378		SUZUKI
10	31	FERRAN FORNELL OBRADORS	16	39.992	19:01.178	1:10.515	Mc B.Bergueda	KTM
11	12	VICTOR ALGUACIL PARDO	16	48.153	19:09.339	1:10.083	Amc Martorelles	
12	23	JOSEP MARIA FLORENSA MINGOTE	16	49.315	19:10.501	1:10.600	Gm Molins	SUZUKI
13	71	ZOE PARRA PASTOR	16	50.590	19:11.776	1:10.405	Mc Lleida	SUZUKI
14	66	JOEL LOZANO SOLA	16	52.831	19:14.017	1:11.175	Amc Martorelles	YAMAHA
15	80	DANIER LLOBET ROSICH	16	1:00.588	19:21.774	1:11.694		
16	27	ERIC BOUGELET	14	2 Vueltas	18:26.358	1:11.246	Enduro Alfás	KTM

No clasificado (75% = 12 Vueltas)

NE 13 RUBEN RETUERTA DE DIEGO NE S. S. Reyes

Margin of Victory	Avg. Speed	Best Lap Tm	Best Spd	Best Lap by
1.339	88,922	1:08.300	89,605	3 - FRANCESC CUCHARRERA MO





Zuera, Camp.España SuperMotard

Clasificado por vueltas

SuperMotard Elite

Circuito Internacional Zuera 1,700 km

Segunda Manga

09/05/2010 13:40

Carrera (15:00 y 2 Vueltas) iniciado a 13:34:54

Pos.	Nº	Nombre	Vlt.	Dif. 1º	Total Tº	Mejor Tm	Club	Marca
SM1								
1	3	FRANCESC CUCHARRERA MORENO	16		18:21.186	1:08.300	Mc B.Bergueda	KTM
2	8	ANTHONY FORD DUNN	16	13.650	18:34.836	1:08.518		HONDA
3	2	GUILLAUME RIGAL	16	17.935	18:39.121	1:08.382		KTM
4	52	STEFAN FREYERMUTH	16	22.809	18:43.995	1:09.357		SUZUKI
5	39	JUAN F. ROMERO DIAZ	16	37.124	18:58.310	1:09.378		SUZUKI
6	71	ZOE PARRA PASTOR	16	50.590	19:11.776	1:10.405	Mc Lleida	SUZUKI
7	66	JOEL LOZANO SOLA	16	52.831	19:14.017	1:11.175	Amc Martorelles	YAMAHA
8	80	DANIER LLOBET ROSICH	16	1:00.588	19:21.774	1:11.694		
9	27	ERIC BOUGELET	14	2 Vueltas	18:26.358	1:11.246	Enduro Alfas	KTM
SM2								
1	92	JESUS ROMERO CALA	16		18:22.525	1:08.419	Gm Molins	SUZUKI
2	55	GASTON GARCIA BLASCO	16	15.206	18:37.731	1:08.738		HONDA
3	21	DAVID GIMENEZ LOPEZ	16	21.315	18:43.840	1:09.575	Mc Lleida	SUZUKI
4	22	JOAN LLADOS SOLE	16	23.972	18:46.497	1:09.260	Mc Lleida	SUZUKI
5	31	FERRAN FORNELL OBRADORS	16	38.653	19:01.178	1:10.515	Mc B.Bergueda	KTM
6	12	VICTOR ALGUACIL PARDO	16	46.814	19:09.339	1:10.083	Amc Martorelles	
7	23	JOSEP MARIA FLORENSA MINGOTE	16	47.976	19:10.501	1:10.600	Gm Molins	SUZUKI
No clasificado (75% = 12 Vueltas)								
NE	13	RUBEN RETUERTA DE DIEGO					S. S. Reyes	

Margin of Victory	Avg. Speed	Best Lap Tm	Best Spd	Best Lap by
1.339	88,922	1:08.300	89,605	3 - FRANCESC CUCHARRERA MC





Zuera, Camp.España SuperMotard

SuperMotard Elite

Circuito Internacional Zuera 1,700 km

Segunda Manga

09/05/2010 13:40

Carrera (15:00 y 2 Vueltas) iniciado a 13:34:54

Lap	Time of Day	Lap Tm	S1 Tm	S2 Tm	S3 Tm
(3) FRANCESC CUHARRERA MORENO					
1	13:36:07.235			25.372	22.399
2	13:37:15.987	1:08.752	21.365	25.047	22.338
3	13:38:24.496	1:08.509	21.176	25.156	22.175
4	13:39:32.796	1:08.300	21.284	24.883	22.131
5	13:40:41.411	1:08.615	21.402	24.910	22.301
6	13:41:49.809	1:08.398	21.114	24.922	22.360
7	13:42:58.647	1:08.838	21.688	24.719	22.429
8	13:44:07.305	1:08.658	21.503	24.972	22.181
9	13:45:15.903	1:08.598	21.323	24.841	22.432
10	13:46:24.343	1:08.440	21.325	24.787	22.326
11	13:47:32.862	1:08.519	21.375	24.853	22.289
12	13:48:41.380	1:08.518	21.253	24.782	22.481
13	13:49:50.082	1:08.702	21.344	24.918	22.438
14	13:50:58.675	1:08.593	21.348	24.831	22.412
15	13:52:07.137	1:08.462	21.309	24.736	22.415
16	13:53:16.049	1:08.912	21.332	24.935	22.643

Lap	Time of Day	Lap Tm	S1 Tm	S2 Tm	S3 Tm
(92) JESUS ROMERO CALA					
1	13:36:06.794			25.271	22.252
2	13:37:15.513	1:08.719	21.561	24.939	22.217
3	13:38:24.118	1:08.605	21.492	25.006	22.105
4	13:39:32.605	1:08.487	21.490	24.895	22.100
5	13:40:41.770	1:09.165	22.121	24.920	22.122
6	13:41:50.387	1:08.617	21.519	24.968	22.128
7	13:42:59.766	1:09.379	21.431	25.630	22.316
8	13:44:08.329	1:08.563	21.512	24.904	22.145
9	13:45:17.144	1:08.815	21.602	25.037	22.174
10	13:46:25.616	1:08.472	21.437	24.935	22.098
11	13:47:34.035	1:08.419	21.383	24.800	22.234
12	13:48:42.675	1:08.640	21.488	24.876	22.274
13	13:49:51.336	1:08.661	21.433	24.973	22.253
14	13:50:59.790	1:08.454	21.339	24.741	22.372
15	13:52:08.456	1:08.666	21.355	25.002	22.307
16	13:53:17.388	1:08.932	21.461	24.897	22.572

Lap	Time of Day	Lap Tm	S1 Tm	S2 Tm	S3 Tm
(8) ANTHONY FORD DUNN					
1	13:36:06.400			25.052	22.492
2	13:37:15.307	1:08.907	21.391	25.098	22.416
3	13:38:23.825	1:08.518	21.260	24.876	22.380
4	13:39:32.466	1:08.641	21.360	25.013	22.266
5	13:40:41.146	1:08.680	21.301	25.068	22.309
6	13:41:49.665	1:08.519	21.158	24.948	22.411
7	13:42:58.599	1:08.934	21.403	25.021	22.508
8	13:44:08.049	1:09.450	21.619	25.372	22.457
9	13:45:23.335	1:15.286	27.221	25.566	22.497
10	13:46:32.419	1:09.084	21.348	25.233	22.501
11	13:47:41.684	1:09.265	21.482	25.184	22.597
12	13:48:51.122	1:09.438	21.640	25.067	22.729
13	13:50:00.324	1:09.202	21.364	25.162	22.674
14	13:51:10.020	1:09.696	21.486	25.379	22.829
15	13:52:19.639	1:09.619	21.600	25.340	22.677
16	13:53:29.699	1:10.060	21.698	25.476	22.884

Lap	Time of Day	Lap Tm	S1 Tm	S2 Tm	S3 Tm
(55) GASTON GARCIA BLASCO					
1	13:36:10.171			26.233	22.637
2	13:37:19.327	1:09.156	21.832	24.982	22.340
3	13:38:29.057	1:09.730	21.886	25.219	22.623
4	13:39:39.059	1:10.002	22.018	25.400	22.582
5	13:40:48.612	1:09.553	21.670	25.200	22.681
6	13:41:58.152	1:09.540	21.564	25.494	22.480
7	13:43:07.959	1:09.807	21.776	25.378	22.651
8	13:44:17.691	1:09.732	21.825	25.326	22.579
9	13:45:27.513	1:09.822	21.722	25.355	22.743
10	13:46:36.784	1:09.271	21.897	25.228	22.144

Lap	Time of Day	Lap Tm	S1 Tm	S2 Tm	S3 Tm
11	13:47:45.522	1:08.738	21.515	24.859	22.362
12	13:48:54.696	1:09.174	21.747	24.944	22.481
13	13:50:03.831	1:09.135	21.616	24.996	22.521
14	13:51:13.183	1:09.352	21.701	25.105	22.544
15	13:52:22.676	1:09.493	21.742	25.167	22.582
16	13:53:32.594	1:09.918	21.813	25.337	22.766

Lap	Time of Day	Lap Tm	S1 Tm	S2 Tm	S3 Tm
(2) GUILLAUME RIGAL					
1	13:36:10.373			26.167	23.255
2	13:37:27.740	1:17.367	21.854	32.874	22.637
3	13:38:37.436	1:09.696	21.497	25.540	22.657
4	13:39:46.864	1:09.428	21.696	25.229	22.501
5	13:40:56.244	1:09.380	21.430	25.157	22.791
6	13:42:05.329	1:09.085	21.463	25.026	22.594
7	13:43:13.994	1:08.665	21.306	24.937	22.420
8	13:44:23.188	1:09.194	21.494	25.159	22.539
9	13:45:31.769	1:08.581	21.343	25.031	22.205
10	13:46:40.151	1:08.382	21.267	24.859	22.254
11	13:47:48.558	1:08.407	21.397	24.842	22.166
12	13:48:58.710	1:10.152	21.388	26.290	22.472
13	13:50:07.814	1:09.104	21.513	25.181	22.408
14	13:51:16.666	1:08.852	21.467	25.015	22.368
15	13:52:25.408	1:08.742	21.341	24.924	22.475
16	13:53:33.984	1:08.576	21.343	24.945	22.286

Lap	Time of Day	Lap Tm	S1 Tm	S2 Tm	S3 Tm
(21) DAVID GIMENEZ LOPEZ					
1	13:36:09.320			26.132	22.828
2	13:37:19.210	1:09.890	21.633	25.470	22.785
3	13:38:29.181	1:09.971	21.579	25.433	22.957
4	13:39:38.945	1:09.764	21.588	25.423	22.751
5	13:40:48.529	1:09.584	21.430	25.404	22.748
6	13:41:58.104	1:09.575	21.410	25.373	22.790
7	13:43:07.926	1:09.822	21.569	25.522	22.729
8	13:44:17.633	1:09.707	21.618	25.397	22.690
9	13:45:27.495	1:09.862	21.534	25.415	22.911
10	13:46:37.778	1:10.283	21.628	25.770	22.883
11	13:47:47.795	1:10.017	21.681	25.456	22.878
12	13:48:58.041	1:10.246	21.597	25.709	22.938
13	13:50:08.469	1:10.428	21.743	25.892	22.791
14	13:51:18.321	1:09.852	21.622	25.413	22.815
15	13:52:28.505	1:10.184	21.754	25.627	22.801
16	13:53:38.703	1:10.198	21.696	25.568	22.932

Lap	Time of Day	Lap Tm	S1 Tm	S2 Tm	S3 Tm
(52) STEFAN FREYERMUTH					
1	13:36:09.972			26.250	22.993
2	13:37:20.095	1:10.123	21.642	25.750	22.729
3	13:38:29.724	1:09.629	21.612	25.492	22.523
4	13:39:39.688	1:09.964	21.751	25.625	22.586
5	13:40:49.045	1:09.357	21.501	25.426	22.428
6	13:41:58.516	1:09.471	21.509	25.546	22.414
7	13:43:08.495	1:09.979	21.813	25.430	22.734
8	13:44:18.150	1:09.655	21.777	25.456	22.420
9	13:45:27.817	1:09.667	21.684	25.513	22.468
10	13:46:37.839	1:10.022	22.083	25.501	22.436
11	13:47:47.992	1:10.153	21.868	25.696	22.587
12	13:48:58.664	1:10.672	21.785	26.162	22.723
13	13:50:08.878	1:10.214	22.078	25.604	22.530
14	13:51:19.308	1:10.430	22.040	25.679	22.709
15	13:52:28.978	1:09.670	21.602	25.511	22.555
16	13:53:38.858	1:09.880	21.645	25.610	22.623

Lap	Time of Day	Lap Tm	S1 Tm	S2 Tm	S3 Tm
(22) JOAN LLADOS SOLE					
1	13:36:10.671			26.564	22.950
2	13:37:21.876	1:11.205	21.989	26.619	22.595
3	13:38:31.136	1:09.260	21.635	25.054	22.569
4	13:39:40.468	1:09.332	21.589	25.207	22.534





Zuera, Camp.España SuperMotard

SuperMotard Elite

Circuito Internacional Zuera 1,700 km

Segunda Manga

09/05/2010 13:40

Carrera (15:00 y 2 Vueltas) iniciado a 13:34:54

Lap	Time of Day	Lap Tm	S1 Tm	S2 Tm	S3 Tm
5	13:40:49.908	1:09.440	21.654	25.191	22.593
6	13:41:59.569	1:09.661	21.604	25.483	22.572
7	13:43:09.271	1:09.702	21.971	25.163	22.566
8	13:44:18.907	1:09.636	21.719	25.297	22.618
9	13:45:28.564	1:09.657	21.750	25.231	22.674
10	13:46:38.565	1:10.001	21.843	25.514	22.642
11	13:47:48.492	1:09.927	21.955	25.331	22.639
12	13:48:59.442	1:10.950	22.055	26.063	22.830
13	13:50:09.753	1:10.311	22.007	25.512	22.790
14	13:51:20.113	1:10.360	22.015	25.494	22.849
15	13:52:30.443	1:10.330	21.897	25.548	22.883
16	13:53:41.360	1:10.917	22.014	25.693	23.208

(39) JUAN F. ROMERO DIAZ

1	13:36:18.790			36.214	22.688
2	13:37:28.919	1:10.129	21.807	25.717	22.603
3	13:38:38.777	1:09.858	21.775	25.496	22.585
4	13:39:48.486	1:09.709	21.803	25.473	22.431
5	13:40:58.820	1:10.334	21.872	25.836	22.624
6	13:42:08.198	1:09.378	21.782	25.312	22.282
7	13:43:18.122	1:09.924	21.713	25.429	22.780
8	13:44:28.420	1:10.298	21.970	25.756	22.570
9	13:45:38.469	1:10.049	21.704	25.872	22.471
10	13:46:49.110	1:10.641	22.221	25.748	22.670
11	13:47:59.204	1:10.094	22.049	25.415	22.628
12	13:49:09.650	1:10.446	21.839	25.739	22.866
13	13:50:20.127	1:10.477	21.972	25.825	22.678
14	13:51:30.814	1:10.687	21.872	25.780	23.033
15	13:52:41.618	1:10.804	22.274	25.702	22.826
16	13:53:53.173	1:11.555	22.272	25.957	23.324

(31) FERRAN FORNELL OBRADORS

1	13:36:10.998			26.488	22.974
2	13:37:22.288	1:11.290	22.083	26.406	22.799
3	13:38:32.803	1:10.515	21.820	25.794	22.899
4	13:39:43.529	1:10.726	21.981	25.858	22.885
5	13:40:54.400	1:10.871	22.114	25.820	22.935
6	13:42:05.954	1:11.554	22.176	26.069	23.307
7	13:43:16.817	1:10.863	21.971	25.730	23.160
8	13:44:27.369	1:10.552	21.830	25.754	22.966
9	13:45:38.362	1:10.993	22.326	25.781	22.884
10	13:46:49.748	1:11.386	22.656	25.845	22.883
11	13:48:00.579	1:10.831	21.977	25.834	23.018
12	13:49:11.884	1:11.305	22.132	26.025	23.146
13	13:50:22.838	1:10.954	21.919	25.893	23.140
14	13:51:33.860	1:11.022	22.218	25.832	22.970
15	13:52:44.781	1:10.921	22.041	25.771	23.107
16	13:53:56.041	1:11.260	21.882	26.073	23.303

(12) VICTOR ALGUACIL PARDO

1	13:36:12.376			26.152	23.094
2	13:37:22.782	1:10.406	21.806	25.849	22.749
3	13:38:39.479	1:16.697	21.700	32.152	22.843
4	13:39:50.695	1:11.216	22.130	25.966	23.118
5	13:41:01.300	1:10.605	22.147	25.607	22.849
6	13:42:12.297	1:10.997	22.083	25.766	23.146
7	13:43:23.305	1:11.008	22.162	25.872	22.972
8	13:44:34.170	1:10.865	22.305	25.667	22.891
9	13:45:44.932	1:10.762	22.081	25.611	23.068
10	13:46:55.677	1:10.745	22.100	25.713	22.930
11	13:48:05.760	1:10.083	21.828	25.480	22.773
12	13:49:16.848	1:11.088	21.987	25.929	23.170
13	13:50:27.318	1:10.470	21.978	25.541	22.949
14	13:51:38.174	1:10.856	22.060	25.710	23.084
15	13:52:49.852	1:11.678	22.188	25.826	23.662
16	13:54:04.202	1:14.350	23.387	26.420	24.541

(23) JOSEP MARIA FLORENSA MINGOTE

1	13:36:12.497			26.719	23.326
2	13:37:24.121	1:11.624	22.472	26.085	23.065
3	13:38:34.721	1:10.600	22.348	25.614	22.636
4	13:39:45.656	1:10.935	22.115	25.903	22.915
5	13:40:56.998	1:11.342	22.184	26.091	23.065
6	13:42:07.978	1:10.980	22.193	25.779	23.006
7	13:43:19.032	1:11.054	22.408	25.685	22.959
8	13:44:30.439	1:11.407	22.236	25.998	23.171
9	13:45:41.601	1:11.162	22.159	25.852	23.149
10	13:46:53.736	1:12.135	22.220	26.278	23.635
11	13:48:05.217	1:11.481	22.228	26.005	23.246
12	13:49:17.298	1:12.081	22.250	26.380	23.449
13	13:50:29.793	1:12.495	22.395	26.325	23.773
14	13:51:41.829	1:12.036	22.362	26.279	23.393
15	13:52:53.661	1:11.832	22.333	26.128	23.369
16	13:54:05.364	1:11.703	22.099	26.056	23.546

(71) ZOE PARRA PASTOR

1	13:36:11.648			26.488	23.130
2	13:37:23.192	1:11.544	22.169	26.111	23.262
3	13:38:34.375	1:11.183	22.108	25.999	23.074
4	13:39:45.358	1:10.983	22.108	25.916	22.957
5	13:40:56.269	1:10.911	22.203	25.736	22.970
6	13:42:07.210	1:10.941	22.182	25.769	22.988
7	13:43:18.037	1:10.827	21.912	25.911	23.002
8	13:44:29.335	1:11.298	22.447	25.909	22.940
9	13:45:40.022	1:10.687	21.861	25.808	23.016
10	13:46:50.910	1:19.888	22.071	34.418	23.397
11	13:48:11.509	1:11.599	22.351	26.039	23.207
12	13:49:22.995	1:11.486	22.051	26.183	23.250
13	13:50:34.305	1:11.310	22.259	26.038	23.011
14	13:51:45.328	1:11.023	22.098	25.882	23.041
15	13:52:55.733	1:10.405	21.753	25.788	22.862
16	13:54:06.639	1:10.906	21.737	25.756	23.411

(66) JOEL LOZANO SOLA

1	13:36:12.165			26.723	23.135
2	13:37:24.058	1:11.893	22.582	26.168	23.141
3	13:38:36.007	1:11.949	22.641	26.284	23.022
4	13:39:47.783	1:11.776	22.341	25.947	23.486
5	13:40:59.649	1:11.866	22.436	26.053	23.375
6	13:42:11.539	1:11.890	22.285	25.916	23.687
7	13:43:23.778	1:12.239	22.567	26.207	23.463
8	13:44:35.221	1:11.443	22.344	25.962	23.135
9	13:45:46.733	1:11.512	22.337	25.812	23.361
10	13:46:58.435	1:11.702	22.428	25.898	23.374
11	13:48:10.112	1:11.677	22.337	25.823	23.515
12	13:49:21.483	1:11.371	22.341	25.793	23.235
13	13:50:32.817	1:11.334	22.334	25.710	23.288
14	13:51:44.110	1:11.293	22.215	25.846	23.230
15	13:52:55.285	1:11.175	22.269	25.781	23.123
16	13:54:08.880	1:13.595	22.403	26.460	24.730

(80) DANIER LLOBET ROSICH

1	13:36:13.670			27.222	23.615
2	13:37:25.896	1:12.226	22.617	26.150	23.457
3	13:38:38.708	1:12.812	22.962	26.671	23.177
4	13:39:50.566	1:11.858	22.687	26.005	23.164
5	13:41:02.798	1:12.232	22.589	26.292	23.349
6	13:42:15.081	1:12.283	22.510	26.260	23.511
7	13:43:27.248	1:12.167	22.647	26.075	23.443
8	13:44:39.838	1:12.590	22.777	26.261	23.550
9	13:45:51.574	1:11.736	22.471	26.084	23.179
10	13:47:03.513	1:11.939	22.360	26.193	23.384





Zuera, Camp.España SuperMotard

SuperMotard Elite

Circuito Internacional Zuera 1,700 km

Segunda Manga

09/05/2010 13:40

Carrera (15:00 y 2 Vueltas) iniciado a 13:34:54

Lap	Time of Day	Lap Tm	S1 Tm	S2 Tm	S3 Tm	Lap	Time of Day	Lap Tm	S1 Tm	S2 Tm	S3 Tm
11	13:48:16.066	1:12.553	22.476	26.319	23.756						
12	13:49:28.496	1:12.430	22.363	26.217	23.848						
13	13:50:40.742	1:12.246	22.552	26.212	23.480						
14	13:51:52.436	1:11.694	22.517	25.966	23.209						
15	13:53:04.394	1:11.958	22.419	26.103	23.434						
16	13:54:16.637	1:12.243	22.383	25.930	23.928						

(27) ERIC BOUGELET

1	13:36:13.734			26.887	23.338
2	13:37:26.139	1:12.405	22.870	26.051	23.482
3	13:38:37.385	1:11.246	22.267	26.025	22.952
4	13:39:54.672	1:17.287	27.543	26.528	23.214
5	13:41:06.980	1:12.308	22.360	26.441	23.505
6	13:42:19.410	1:12.430	22.726	26.414	23.288
7	13:44:40.455	2:21.045	22.300	1:35.197	23.546
8	13:45:52.244	1:11.789	22.325	26.348	23.114
9	13:47:04.289	1:12.045	22.458	26.351	23.234
10	13:48:16.475	1:12.186	22.437	26.366	23.381
11	13:49:28.781	1:12.306	22.386	26.475	23.443
12	13:50:41.276	1:12.495	22.735	26.534	23.224
13	13:51:58.216	1:16.940	22.515	26.390	28.033
14	13:53:21.221	1:23.005	23.809	33.915	25.279






Zuera, Camp.España SuperMotard

SuperMotard Elite

Circuito Internacional Zuera 1,700 km

Final SM Elite



Pos.	Nº	Nombre	Total puntos	1ªM	2ªM	Marca	Club
SM1							
1	3	FRANCESS CUCHARRERA MORENO	50	25	25	KTM	Mc B.Bergueda
2	8	ANTHONY FORD DUNN	40	20	20	HONDA	
3	2	GUILLAUME RIGAL	32	16	16	KTM	
4	52	STEFAN FREYERMUTH	26	13	13	SUZUKI	
5	39	JUAN F. ROMERO DIAZ	22	11	11	SUZUKI	
6	71	ZOE PARRA PASTOR	20	10	10	SUZUKI	Mc Lleida
7	66	JOEL LOZANO SOLA	18	9	9	YAMAHA	Amc Martorelles
8	80	DANIER LLOBET ROSICH	16	8	8		
9	27	ERIC BOUGELET	14	7	7	KTM	Enduro Alfas
SM2							
1	55	GASTON GARCIA BLASCO	45	25	20	HONDA	
2	92	JESUS ROMERO CALA	38	13	25	SUZUKI	Gm Molins
3	21	DAVID GIMENEZ LOPEZ	36	20	16	SUZUKI	Mc Lleida
4	22	JOAN LLADOS SOLE	29	16	13	SUZUKI	Mc Lleida
5	12	VICTOR ALGUACIL PARDO	21	11	10		Amc Martorelles
6	31	FERRAN FORNELL OBRADORS	20	9	11	KTM	Mc B.Bergueda
7	23	JOSEP MARIA FLORENSA MINGOTE	19	10	9	SUZUKI	Gm Molins
8	13	RUBEN RETUERTA DE DIEGO	0	0	0		S. S. Reyes





Zuera, Camp.España SuperMotard

SuperMotard Elite Circuito Internacional Zuera 1,700 km

Final SM Elita-Scrach

Pos.	Nº	Nombre	Total puntos	1ªM	2ªM	Marca	Club
1	3	FRANCESC CUCHARRERA MORENO	50	25	25	KTM	Mc B.Bergueda
2	8	ANTHONY FORD DUNN	36	20	16	HONDA	
3	92	JESUS ROMERO CALA	28	8	20	SUZUKI	Gm Molins
4	2	GUILLAUME RIGAL	27	16	11	KTM	
5	55	GASTON GARCIA BLASCO	26	13	13	HONDA	
6	52	STEFAN FREYERMUTH	20	11	9	SUZUKI	
7	21	DAVID GIMENEZ LOPEZ	20	10	10	SUZUKI	Mc Lleida
8	22	JOAN LLADOS SOLE	17	9	8	SUZUKI	Mc Lleida
9	39	JUAN F. ROMERO DIAZ	14	7	7	SUZUKI	
10	12	VICTOR ALGUACIL PARDO	10	5	5		Amc Martorelles
11	31	FERRAN FORNELL OBRADORS	9	3	6	KTM	Mc B.Bergueda
12	71	ZOE PARRA PASTOR	9	6	3	SUZUKI	Mc Lleida
13	23	JOSEP MARIA FLORENSA MINGOTE	8	4	4	SUZUKI	Gm Molins
14	66	JOEL LOZANO SOLA	4	2	2	YAMAHA	Amc Martorelles
15	80	DANIER LLOBET ROSICH	2	1	1		
16	27	ERIC BOUGELET	0	0	0	KTM	Enduro Alfas
17	13	RUBEN RETUERTA DE DIEGO	0	0	0		S. S. Reyes



Zuera, Camp.España SuperMotard

Clasificado por mejor tiempo de vuelta

SuperMotard-3

Circuito Internacional Zuera 1,700 km

Warm Up

09/05/2010 09:15

Práctica (10:00 Tiempo) iniciado a 9:14:09

Pos.	Nº	Nombre	Mejor Tm	Dif. resp. 1º	En Vuelta	Marca	Club
1	13	AITOR MARTINEZ ELORZA	1:21.090		6		Mx.racing
2	20	CARLOS OLIVE BONCOMPTE	1:23.003	1.913	5	HONDA	
3	33	RUBEN RODRIGUEZ DIAZ	1:23.057	1.967	6	SUZUKI	Gm Molins
4	48	JAVIER GONZALEZ MATEO	1:23.856	2.766	6		Mc Manresa
5	18	RAUL PERALES SALVADOR	1:24.384	3.294	6	SUZUKI	
6	79	JOSEP PIEDRA JUAN	1:25.430	4.340	5	HONDA	
7	98	MATHEW FORD DUNN	1:25.433	4.343	5	HONDA	
8	55	NUNO MIGUEL LOPES PINTO	1:25.901	4.811	5	HONDA	
9	11	JOSE FRANCISCO GARCIA GONZALEZ	1:25.913	4.823	2		Moto Club Aljarafe
10	17	FRANCISCO FERNANDEZ RODRIGUEZ-VARELA	1:25.922	4.832	2	HONDA	Vallisoletano Mc.
11	76	LUIS CARLOS MAUREL HERRERA	1:26.436	5.346	3		Mc. Zuera
12	78	JORDI MOLAS TORRAS	1:26.615	5.525	6	KTM	C Pocket Bike Osona
13	27	ABEL CLIVILLE MAURICI	1:27.722	6.632	5		Mc Móra d´Ebre
14	21	JOAN SARADANYONS COLOMINA	1:28.341	7.251	5		
15	77	IVAN SEGURA SABADO	1:30.003	8.913	5	HONDA	C.M. Alcañiz
16	90	VICTOR LATORRE USAN	1:30.019	8.929	5		
17	7	DIEGO GRANDE BRIONES	1:30.428	9.338	2	BMW	110 Octanos
18	16	IVAN ROMERO GARCIA	1:33.321	12.231	4	KTM	
19	57	JOEL BERNADES BORDA	1:36.048	14.958	3	SUZUKI	Mc Lleida
20	74	AITOR IZQUIERDO ORDAX	1:38.865	17.775	2	HUSABERG	
21	19	JAVIER GARCIA-MUÑIZ MENENDEZ			0	HONDA	Mc. Villaviciosa
22	26	VICENTE JUAN MATA			0	HONDA	
23	46	ISAAC COUSO ALONSO			0	SUZUKI	Mc. Villaviciosa
24	61	MANUEL FERRER COLOMINA			0	SUZUKI	
25	69	JUAN CARLOS AGUILAR MILLAN			0	HONDA	





Zuera, Camp.España SuperMotard

SuperMotard-3

Circuito Internacional Zuera 1,700 km

Warm Up

09/05/2010 09:15

Práctica (10:00 Tiempo) iniciado a 9:14:09

Lap	Time of Day	Lap Tm	S1 Tm	S2 Tm	S3 Tm
-----	-------------	--------	-------	-------	-------

(13) AITOR MARTINEZ ELORZA

1	9:17:06.637	1:26.247	27.507	31.511	27.227
2	9:18:29.871	1:23.234	26.103	30.648	26.481
3	9:19:51.885	1:22.014	25.686	30.023	26.303
4	9:21:13.909	1:22.024	25.501	30.067	26.454
5	9:22:35.342	1:21.433	25.508	29.911	26.012
6	9:23:56.432	1:21.090	25.621	29.884	25.583
7	9:25:18.267	1:21.835	26.005	30.137	25.691

(20) CARLOS OLIVE BONCOMPTE

1	9:17:21.653	1:33.693	30.983	33.298	29.410
2	9:18:50.428	1:28.775	28.465	32.170	28.138
3	9:20:16.254	1:25.826	28.018	30.620	27.186
4	9:21:39.281	1:23.027	26.226	30.241	26.558
5	9:23:02.284	1:23.003	25.783	30.064	27.154
6	9:24:26.318	1:24.034	25.875	30.435	27.722

(33) RUBEN RODRIGUEZ DIAZ

1	9:17:26.591	1:45.410	44.851	33.256	27.301
2	9:18:51.162	1:24.571	27.171	30.677	26.721
3	9:20:15.036	1:23.874	26.720	30.505	26.647
4	9:21:38.380	1:23.344	26.616	30.334	26.392
5	9:23:02.529	1:24.149	26.072	30.228	27.847
6	9:24:25.586	1:23.057	26.509	29.974	26.572

(48) JAVIER GONZALEZ MATEO

1	9:17:50.087	1:32.145	30.009	33.756	28.378
2	9:19:18.703	1:28.616	28.292	32.118	28.204
3	9:20:46.082	1:27.379	27.777	31.945	27.655
4	9:22:11.912	1:25.830	26.824	31.534	27.470
5	9:23:36.030	1:24.118	26.348	30.710	27.058
6	9:24:59.886	1:23.856	26.676	30.762	26.416

(18) RAUL PERALES SALVADOR

1	9:17:09.521	1:28.976	28.986	31.910	28.078
2	9:18:36.208	1:26.687	27.494	31.399	27.792
3	9:20:01.747	1:25.539	27.069	31.256	27.212
4	9:21:27.069	1:25.322	26.634	30.975	27.711
5	9:22:53.173	1:26.104	26.336	31.458	28.308
6	9:24:17.557	1:24.384	26.351	31.034	26.997

(79) JOSEP PIEDRA JUAN

1	9:19:30.914	1:34.492	30.970	34.341	29.179
2	9:21:01.089	1:30.175	27.940	32.736	29.497
3	9:22:28.476	1:27.387	27.530	31.684	28.171
4	9:23:55.643	1:27.167	27.627	31.783	27.755
5	9:25:21.073	1:25.430	26.788	31.394	27.246

(98) MATHEW FORD DUNN

1	9:18:19.559	1:37.460	35.176	33.335	28.947
2	9:19:48.945	1:29.386	29.057	32.129	28.198
3	9:21:17.394	1:28.449	29.019	31.561	27.867
4	9:22:44.405	1:27.011	27.865	31.703	27.441
5	9:24:09.838	1:25.433	27.463	31.011	26.957

(55) NUNO MIGUEL LOPES PINTO

1	9:19:36.421	1:28.997	27.868	32.801	28.326
2	9:21:03.545	1:27.124	28.089	31.312	27.721
3	9:22:29.983	1:26.438	27.357	31.917	27.162
4	9:23:56.132	1:26.149	27.645	31.219	27.283
5	9:25:22.033	1:25.901	27.868	31.014	27.017

(11) JOSE FRANCISCO GARCIA GONZALEZ

1	9:20:54.484	1:27.094	27.636	31.900	27.556
2	9:22:20.397	1:25.913	27.568	30.708	27.635

Lap	Time of Day	Lap Tm	S1 Tm	S2 Tm	S3 Tm
-----	-------------	--------	-------	-------	-------

(17) FRANCISCO FERNANDEZ RODRIGUEZ-VARELA

3	9:24:58.604	2:38.207	1:37.034	33.340	27.831
1	9:23:37.165	1:26.081	27.883	31.128	27.068
2	9:25:03.087	1:25.922	27.703	31.288	26.929

(76) LUIS CARLOS MAUREL HERRERA

1	9:22:13.447	1:35.845	33.462	33.139	29.242
2	9:23:40.886	1:27.439	27.712	31.891	27.834
3	9:25:07.322	1:26.436	27.361	31.348	27.725

(78) JORDI MOLAS TORRAS

1	9:18:10.206	1:33.013	30.155	33.050	29.806
2	9:19:38.907	1:28.701	28.705	31.859	28.135
3	9:21:05.569	1:26.662	28.184	31.001	27.475
4	9:22:32.616	1:27.047	27.467	31.951	27.627
5	9:24:01.027	1:28.411	27.341	32.195	28.873
6	9:25:27.642	1:26.615	27.625	31.382	27.606

(27) ABEL CLIVILLE MAURICI

1	9:18:39.906	1:42.367	36.167	35.863	30.335
2	9:20:11.909	1:32.003	29.648	33.114	29.239
3	9:21:45.990	1:34.081	31.391	33.749	28.939
4	9:23:14.808	1:28.818	28.094	32.117	28.605
5	9:24:42.530	1:27.722	27.475	31.621	28.624

(21) JOAN SARADANYONS COLOMINA

1	9:19:10.887	1:29.703	29.121	32.251	28.329
2	9:20:39.773	1:28.886	28.037	32.209	28.638
3	9:22:08.268	1:28.495	28.052	32.103	28.338
4	9:23:37.105	1:28.837	27.781	31.106	29.948
5	9:25:05.446	1:28.341	27.500	32.579	28.260

(77) IVAN SEGURA SABADO

1	9:18:46.866	1:35.125	30.923	34.127	30.073
2	9:20:22.968	1:36.102	32.491	33.551	30.058
3	9:21:56.475	1:33.507	29.248	34.208	30.049
4	9:23:27.030	1:30.555	28.866	32.764	28.923
5	9:24:57.033	1:30.003	28.804	32.244	28.953

(90) VICTOR LATORRE USAN

1	9:19:22.710	1:42.691	34.238	38.131	30.320
2	9:20:56.684	1:33.974	29.873	35.086	29.013
3	9:22:28.696	1:32.012	28.253	32.999	30.758
4	9:24:00.424	1:31.728	28.820	34.419	28.487
5	9:25:30.443	1:30.019	27.805	33.749	28.463

(7) DIEGO GRANDE BRIONES

1	9:23:55.984	1:34.583	32.098	33.670	28.813
2	9:25:26.412	1:30.428	30.212	32.571	27.643

(16) IVAN ROMERO GARCIA

1	9:18:13.144	1:44.140	33.343	37.893	32.902
2	9:19:52.356	1:39.212	31.671	35.933	31.606
3	9:21:28.943	1:36.587	31.079	35.074	30.432
4	9:23:02.264	1:33.321	29.427	34.301	29.591
5	9:24:35.791	1:33.527	29.931	34.399	29.195

(57) JOEL BERNADES BORDA

1	9:21:15.936	1:40.222	33.268	35.183	31.769
2	9:22:54.689	1:38.753	33.239	34.792	30.720
3	9:24:30.737	1:36.048	30.842	34.898	30.306

(74) AITOR IZQUIERDO ORDAX

1	9:22:59.235	1:40.179	32.390	36.772	31.015
2	9:24:38.100	1:38.865	31.428	36.640	30.795





Zuera, Camp.España SuperMotard

Clasificado por mejor tiempo de vuelta

SuperMotard Elite

Circuito Internacional Zuera 1,700 km

Entrenos Oficiales

09/05/2010 10:35

Clasificación (30:00 Tiempo) iniciado a 10:34:10

Pos.	Nº	Nombre	Mejor Tm	Dif. resp. 1º	En Vuelta	Marca	Club
1	92	JESUS ROMERO CALA	1:11.042		19	SUZUKI	Gm Molins
2	52	STEFAN FREYERMUTH	1:11.124	0.082	19	SUZUKI	
3	8	ANTHONY FORD DUNN	1:11.124	0.082	10	HONDA	
4	3	FRANCESC CUCHARRERA MORENO	1:11.176	0.134	13	KTM	Mc B.Bergueda
5	21	DAVID GIMENEZ LOPEZ	1:11.829	0.787	13	SUZUKI	Mc Lleida
6	22	JOAN LLADOS SOLE	1:11.973	0.931	13	SUZUKI	Mc Lleida
7	39	JUAN F. ROMERO DIAZ	1:12.033	0.991	12	SUZUKI	
8	55	GASTON GARCIA BLASCO	1:12.198	1.156	18	HONDA	
9	31	FERRAN FORNELL OBRADORS	1:12.828	1.786	15	KTM	Mc B.Bergueda
10	71	ZOE PARRA PASTOR	1:13.306	2.264	18	SUZUKI	Mc Lleida
11	2	GUILLAUME RIGAL	1:13.411	2.369	14	KTM	
12	80	DANIER LLOBET ROSICH	1:14.002	2.960	17		
13	12	VICTOR ALGUACIL PARDO	1:14.242	3.200	16		Amc Martorelles
14	66	JOEL LOZANO SOLA	1:14.645	3.603	13	YAMAHA	Amc Martorelles
15	23	JOSEP MARIA FLORENSA MINGOTE	1:14.996	3.954	19	SUZUKI	Gm Molins
16	27	ERIC BOUGELET	1:15.570	4.528	14	KTM	Enduro Alfas
17	13	RUBEN RETUERTA DE DIEGO	1:17.165	6.123	12		S. S. Reyes





Zuera, Camp.España SuperMotard

SuperMotard-3

Circuito Internacional Zuera 1,700 km

Entrenos Oficiales

09/05/2010 10:00

Clasificación (30:00 Tiempo) iniciado a 9:59:12

Lap	Time of Day	Lap Tm	S1 Tm	S2 Tm	S3 Tm
(48) JAVIER GONZALEZ MATEO					
1	10:02:12.272	1:25.429	27.192	31.486	26.749
2	10:03:35.370	1:23.098	25.869	30.799	26.428
3	10:04:56.780	1:21.410	25.898	29.642	25.868
4	10:06:17.168	1:20.388	25.275	29.249	25.862
5	10:07:39.235	1:22.067	25.273	30.862	25.930
6	10:08:58.765	1:19.530	24.765	28.831	25.932
7	10:12:54.265	3:55.500	25.172	31.659	30.438
8	10:14:15.631	1:21.366	25.655	29.570	26.139
9	10:15:37.049	1:21.418	26.187	29.122	26.107
10	10:16:56.993	1:19.944	24.929	29.669	25.344
11	10:18:14.436	1:17.443	24.410	28.157	24.874
12	10:19:31.818	1:17.382	24.440	28.186	24.754
13	10:20:50.086	1:18.268	24.586	28.513	25.167
14	10:22:09.689	1:19.603	24.205	28.680	26.716
15	10:23:27.625	1:17.936	24.240	28.474	25.220
16	10:24:47.163	1:19.538	24.869	29.600	25.067
17	10:26:03.729	1:16.566	23.986	27.964	24.614
18	10:27:19.824	1:16.095	23.825	27.734	24.534
19	10:28:43.037	1:23.213	24.579		

Lap	Time of Day	Lap Tm	S1 Tm	S2 Tm	S3 Tm
8	10:12:54.189	1:20.851	25.448	29.562	25.839
9	10:14:16.663	1:22.474	25.493	29.477	27.502
10	10:15:38.279	1:21.616	26.431	29.227	25.956
11	10:16:59.131	1:20.852	25.596	29.714	25.540
12	10:18:18.852	1:19.721	25.063	29.229	25.427
13	10:19:38.429	1:19.577	25.645	28.619	25.311
14	10:20:57.729	1:19.300	25.408	28.582	25.308
15	10:25:10.426	4:12.697	24.863	29.085	25.594
16	10:26:29.359	1:18.933	24.802	29.011	25.118
17	10:27:48.128	1:18.769	25.138	28.686	24.943
18	10:29:06.129	1:18.001	24.622		
19	10:30:25.763	1:19.634	25.155		
(61) MANUEL FERRER COLOMINA					
1	10:14:40.709	1:27.379	27.739	32.203	27.435
2	10:16:05.443	1:24.734	28.415	30.091	26.226
3	10:17:27.411	1:21.968	25.270	29.184	27.512
4	10:18:47.307	1:19.896	25.050	29.038	25.806
5	10:20:14.956	1:27.649	26.196	30.886	30.565
6	10:21:37.699	1:22.743	25.575	30.024	27.142
7	10:22:58.085	1:20.386	25.773	29.100	25.511
8	10:24:19.649	1:21.564	24.908	29.806	26.848
9	10:25:38.241	1:18.592	24.912	28.641	25.037
10	10:26:57.253	1:19.012	25.245	28.361	25.404
11	10:28:16.218	1:18.965	24.577		
12	10:29:34.390	1:18.172	24.394		

Lap	Time of Day	Lap Tm	S1 Tm	S2 Tm	S3 Tm
(33) RUBEN RODRIGUEZ DIAZ					
1	10:03:09.772	1:21.904	26.137	29.720	26.045
2	10:04:31.357	1:21.585	25.779	29.567	26.237
3	10:05:53.117	1:21.760	25.893	29.794	26.071
4	10:07:14.246	1:21.129	25.619	29.474	26.034
5	10:11:54.248	4:40.002	26.042	35.366	26.512
6	10:13:15.780	1:21.532	25.077	29.483	26.970
7	10:14:36.091	1:20.311	25.370	29.420	25.519
8	10:15:54.670	1:18.579	24.614	28.672	25.291
9	10:17:13.933	1:19.263	24.803	29.017	25.441
10	10:21:51.191	4:37.258	24.885	30.283	27.803
11	10:23:09.870	1:18.679	24.691	28.639	25.347
12	10:24:28.165	1:18.295	24.612	28.463	25.218
13	10:25:45.882	1:17.717	24.296	28.182	25.237
14	10:27:04.525	1:18.643	24.437	28.679	25.525
15	10:28:23.054	1:18.529	24.933		
16	10:29:40.406	1:17.352	24.306		

Lap	Time of Day	Lap Tm	S1 Tm	S2 Tm	S3 Tm
(11) JOSE FRANCISCO GARCIA GONZALEZ					
1	10:07:32.395	1:23.411	27.159	30.180	26.070
2	10:08:53.834	1:21.439	25.743	29.649	26.045
3	10:10:13.083	1:19.249	25.475	28.592	25.180
4	10:11:32.927	1:19.844	25.231	28.777	25.834
5	10:12:52.615	1:19.688	24.770	29.344	25.572
6	10:14:16.987	1:24.372	28.044	29.680	26.646
7	10:15:38.085	1:21.098	25.603	29.431	26.062
8	10:16:56.553	1:18.468	24.812	28.449	25.205
9	10:26:01.868	9:05.315	8:08.177	30.153	26.983

Lap	Time of Day	Lap Tm	S1 Tm	S2 Tm	S3 Tm
(13) AITOR MARTINEZ ELORZA					
1	10:03:00.865	1:22.236	25.868	29.523	26.843
2	10:04:57.082	1:56.217	59.939	30.465	25.811
3	10:06:18.320	1:21.238	26.326	29.480	25.430
4	10:07:37.839	1:19.519	24.598	29.466	25.453
5	10:08:56.838	1:18.999	24.762	28.961	25.274
6	10:10:15.297	1:18.459	24.473	28.661	25.323
7	10:11:33.550	1:18.253	23.887	28.712	25.652
8	10:12:52.885	1:19.335	24.632	29.159	25.542
9	10:19:09.770	6:16.885	24.990	38.859	26.123
10	10:21:17.412	2:07.642	1:10.511	30.790	26.339
11	10:22:37.933	1:20.521	25.485	29.404	25.630
12	10:23:56.224	1:18.291	24.491	28.709	25.089
13	10:25:15.328	1:19.104	24.728	28.631	25.743
14	10:26:33.323	1:17.995	24.552	28.480	24.961
15	10:27:51.656	1:18.333	24.686	28.513	25.132
16	10:29:09.024	1:17.368	23.888		

Lap	Time of Day	Lap Tm	S1 Tm	S2 Tm	S3 Tm
(17) FRANCISCO FERNANDEZ RODRIGUEZ-VARELA					
1	10:05:54.423	1:26.739	29.136	30.833	26.768
2	10:07:17.226	1:22.803	26.164	30.122	26.515
3	10:08:38.521	1:21.295	25.082	29.915	26.296
4	10:10:00.023	1:21.502	25.646	29.771	26.083
5	10:14:37.911	4:37.888	26.575	30.400	25.842
6	10:16:01.260	1:23.349	27.930	29.550	25.867
7	10:17:22.023	1:20.763	25.110	29.505	26.146
8	10:18:44.067	1:22.044	26.233	30.238	25.571
9	10:20:06.898	1:22.831	26.944	29.846	26.039
10	10:21:27.200	1:20.302	25.072	29.798	25.430
11	10:22:46.200	1:19.000	24.856	28.720	25.422
12	10:24:05.949	1:19.749	24.642	29.248	25.857
13	10:27:33.241	3:27.292	24.972	29.125	25.368
14	10:28:58.713	1:25.472	25.276		
15	10:30:17.228	1:18.515	24.848		

Lap	Time of Day	Lap Tm	S1 Tm	S2 Tm	S3 Tm
(98) MATHEW FORD DUNN					
1	10:03:22.173	1:23.628	26.395	30.531	26.700
2	10:04:45.008	1:22.835	26.142	30.343	26.348
3	10:06:07.623	1:22.615	25.868	30.455	26.290
4	10:07:30.270	1:22.647	26.649	30.080	25.916
5	10:08:51.453	1:21.183	25.564	29.405	26.212
6	10:10:12.663	1:21.210	25.816	29.208	26.184
7	10:11:33.338	1:20.675	25.077	29.754	25.842

Lap	Time of Day	Lap Tm	S1 Tm	S2 Tm	S3 Tm
(79) JOSEP PIEDRA JUAN					
1	10:03:04.736	1:24.700	26.558	30.555	27.585
2	10:04:29.072	1:24.336	27.086	30.417	26.831
3	10:05:52.621	1:23.549	26.805	29.840	26.902
4	10:07:15.431	1:22.810	27.139	29.497	26.172
5	10:08:36.486	1:21.055	25.421	29.562	26.070
6	10:09:58.767	1:22.281	26.414	29.663	26.202
7	10:11:21.827	1:23.060	26.129	30.330	26.599
8	10:17:19.502	5:57.675	26.262	30.279	26.480
9	10:18:43.531	1:24.029	28.004	29.822	26.201
10	10:20:04.456	1:20.925	25.590	29.210	26.123





Zuera, Camp.España SuperMotard

SuperMotard-3

Circuito Internacional Zuera 1,700 km

Entrenos Oficiales

09/05/2010 10:00

Clasificación (30:00 Tiempo) iniciado a 9:59:12

Lap	Time of Day	Lap Tm	S1 Tm	S2 Tm	S3 Tm
11	10:21:25.352	1:20.896	25.111	29.496	26.287
12	10:22:44.859	1:19.507	24.847	28.987	25.671
13	10:24:07.100	1:22.241	26.900	29.547	25.792
14	10:25:25.617	1:18.517	24.638	28.613	25.264
15	10:26:45.102	1:19.485	25.027	28.816	25.640
16	10:28:03.646	1:18.544	24.350	28.772	25.420
17	10:29:22.356	1:18.710	24.284		

Lap	Time of Day	Lap Tm	S1 Tm	S2 Tm	S3 Tm
7	10:12:44.804	1:29.193	27.255	31.480	30.456
8	10:14:05.915	1:21.111	25.553	29.500	26.056
9	10:15:26.574	1:20.659	25.200	29.293	26.164
10	10:17:12.396	1:45.822	29.483	48.981	27.356
11	10:18:33.169	1:20.773	25.539	28.876	26.356
12	10:19:53.463	1:20.294	25.284	28.855	26.153
13	10:25:52.100	5:58.637	32.176	30.121	26.292
14	10:27:12.123	1:20.023	25.223	28.994	25.804
15	10:28:31.378	1:19.255	24.847		
16	10:29:50.542	1:19.164	24.867		

(76) LUIS CARLOS MAUREL HERRERA

1	10:09:04.285	1:27.865	30.151	30.817	26.895
2	10:10:28.530	1:24.245	26.832	30.941	26.470
3	10:11:50.075	1:21.545	25.753	29.752	26.038
4	10:15:19.890	3:29.815	25.305	31.962	26.675
5	10:16:40.505	1:20.615	25.470	29.467	25.676
6	10:18:00.709	1:20.204	25.070	29.186	25.946
7	10:19:20.745	1:20.036	25.128	29.109	25.797
8	10:23:03.441	3:42.696	30.853	30.725	26.512
9	10:24:24.691	1:21.250	25.600	29.156	26.492
10	10:25:43.595	1:18.904	24.694	28.787	25.421
11	10:27:15.080	1:31.485	34.497	29.730	27.256
12	10:28:34.849	1:19.769	24.804		
13	10:29:53.584	1:18.735	24.830		

(55) NUNO MIGUEL LOPES PINTO

1	10:04:07.504	1:24.636	25.830	31.040	27.764
2	10:05:30.335	1:22.831	26.077	30.372	26.380
3	10:06:52.023	1:21.688	25.946	29.952	26.252
4	10:08:14.786	1:22.763	25.787	30.115	26.859
5	10:09:36.506	1:21.720	25.174	29.604	26.940
6	10:11:19.815	1:43.309	30.459	41.485	31.363
7	10:13:04.720	1:44.905	29.311	46.970	28.622
8	10:14:25.470	1:20.750	25.388	29.616	25.744
9	10:27:46.589	13:21.119	30.123	31.854	29.302
10	10:29:05.852	1:19.263	24.729		
11	10:30:27.294	1:21.442	25.257		

(74) AITOR IZQUIERDO ORDAX

1	10:03:36.494	1:25.958	27.265	31.847	26.844
2	10:04:59.406	1:22.912	25.798	30.528	26.584
3	10:06:22.575	1:23.169	25.919	30.836	26.412
4	10:07:45.033	1:22.458	25.795	29.950	26.711
5	10:09:05.848	1:20.815	25.434	29.623	25.756
6	10:10:26.391	1:20.543	25.271	29.419	25.851
7	10:11:46.086	1:19.695	25.033	29.241	25.419
8	10:13:21.214	1:35.128	25.017	41.485	28.624
9	10:14:40.736	1:19.522	24.829	29.321	25.370
10	10:16:00.564	1:19.828	24.843	29.323	25.660
11	10:22:09.996	6:09.432	43.185	36.614	39.077
12	10:23:30.995	1:20.999	25.689	29.746	25.562
13	10:24:50.028	1:19.033	24.744	28.944	25.343
14	10:26:08.960	1:18.932	24.670	28.971	25.289
15	10:27:28.157	1:19.197	24.807	29.034	25.354
16	10:28:47.080	1:18.923	24.633		

(20) CARLOS OLIVE BONCOMPTE

1	10:02:11.282	1:24.022	27.126	30.237	26.657
2	10:03:32.694	1:21.412	25.526	29.574	26.310
3	10:04:54.155	1:21.461	25.659	29.551	26.249
4	10:08:46.150	3:51.995	25.256	32.751	27.410
5	10:10:08.133	1:21.983	26.203	29.573	26.205
6	10:11:28.791	1:20.658	24.916	29.288	26.452
7	10:15:32.955	4:04.164	26.971	31.951	26.826
8	10:16:52.315	1:19.360	24.577	29.077	25.704
9	10:18:12.477	1:20.162	24.366	29.130	26.664
10	10:19:31.762	1:19.285	24.672	28.812	25.799

(27) ABEL CLIVILLE MAURICI

1	10:02:21.913	1:28.819	28.405	32.119	28.293
2	10:03:52.440	1:30.527	30.526	31.765	28.234
3	10:05:18.546	1:26.106	27.193	31.213	27.698
4	10:06:42.918	1:24.372	27.272	30.153	26.945
5	10:10:22.337	3:39.419	27.844	29.846	26.754
6	10:11:44.693	1:22.356	26.304	29.548	26.502
7	10:13:47.381	2:02.688	26.187	33.759	1:02.740
8	10:15:10.110	1:22.729	26.057	30.171	26.499
9	10:16:30.817	1:20.707	25.508	28.917	26.280
10	10:18:16.770	1:45.953	41.031	38.544	26.376
11	10:19:37.351	1:20.581	25.379	28.775	26.425
12	10:21:07.419	1:30.068	32.612	31.040	26.414
13	10:22:27.813	1:20.394	25.586	28.778	26.028
14	10:26:52.374	4:24.561	27.099	29.530	26.196
15	10:28:12.891	1:20.517	25.243		
16	10:29:31.902	1:19.011	24.881		

(19) JAVIER GARCIA-MUÑOZ MENENDEZ

1	10:08:10.599	1:28.416	28.100	32.163	28.151
2	10:09:36.375	1:25.776	27.326	31.162	27.286
3	10:11:00.638	1:24.263	26.641	30.728	26.892
4	10:12:23.953	1:23.315	26.038	30.276	26.999
5	10:13:46.377	1:22.424	25.748	30.054	26.620
6	10:15:08.259	1:21.882	25.470	29.904	26.506
7	10:18:45.192	3:36.933	25.512	31.261	26.086
8	10:20:05.977	1:20.785	25.688	29.097	25.998
9	10:21:25.704	1:19.727	24.679	29.108	25.938
10	10:22:45.590	1:19.886	24.809	29.343	25.732

(78) JORDI MOLAS TORRAS

1	10:03:40.893	1:23.832	26.699	29.929	27.202
2	10:05:02.483	1:21.590	25.861	29.542	26.185
3	10:06:23.692	1:21.209	25.662	29.471	26.074
4	10:08:07.238	1:43.546	33.959	36.711	32.874
5	10:09:28.940	1:21.702	26.058	29.444	26.198
6	10:11:15.611	1:46.671	31.247	38.963	36.459

(18) RAUL PERALES SALVADOR

1	10:02:04.067	1:25.260	26.895	30.988	27.375
2	10:03:27.607	1:23.540	26.075	30.596	26.867
3	10:04:50.964	1:23.357	25.869	30.370	27.116
4	10:06:13.371	1:22.407	25.599	30.319	26.487
5	10:10:18.365	4:04.994	25.836	29.417	26.003
6	10:11:38.415	1:20.050	24.901	29.351	25.796
7	10:13:00.636	1:22.221	25.008	29.576	27.635
8	10:14:54.164	1:53.528	34.768	32.410	46.348
9	10:16:14.872	1:20.708	24.966	29.606	26.134
10	10:17:35.634	1:20.762	25.178	29.651	25.931
11	10:18:56.172	1:20.538	24.741	29.719	26.076
12	10:20:41.818	1:45.646	26.828	41.127	37.689
13	10:25:37.253	4:55.435	25.043	38.204	32.499
14	10:29:14.399	3:37.146	2:41.385		

(26) VICENTE JUAN MATA

1	10:03:09.296	1:27.412	27.179	31.321	28.910
---	--------------	----------	--------	--------	--------





Zuera, Camp.España SuperMotard

SuperMotard-3

Circuito Internacional Zuera 1,700 km

Entrenos Oficiales

09/05/2010 10:00

Clasificación (30:00 Tiempo) iniciado a 9:59:12

Lap	Time of Day	Lap Tm	S1 Tm	S2 Tm	S3 Tm	Lap	Time of Day	Lap Tm	S1 Tm	S2 Tm	S3 Tm
2	10:04:51.819	1:42.523	27.330	30.909	44.282	15	10:22:26.431	1:23.459	26.339	30.346	26.772
3	10:06:16.833	1:25.014	26.248	31.565	27.199	16	10:23:48.630	1:22.199	25.693	30.122	26.382
4	10:09:56.851	3:40.018	37.487	30.986	26.877	17	10:25:10.465	1:21.835	25.507	29.776	26.550
5	10:11:21.636	1:24.785	27.586	30.418	26.779	18	10:26:33.108	1:22.643	26.226	30.115	26.300
6	10:12:48.150	1:26.514	27.392	30.524	28.596	19	10:27:56.891	1:23.783	26.064	30.183	27.534
7	10:14:12.650	1:24.500	26.744	30.308	27.446	20	10:29:20.103	1:23.212	25.888		
8	10:15:37.576	1:24.926	27.270	30.261	27.393						
9	10:22:33.572	6:55.996	30.359	39.612	28.128						
10	10:23:55.835	1:22.263	25.846	30.041	26.374						
11	10:25:17.354	1:21.519	25.817	29.744	25.956						
12	10:26:37.807	1:20.453	25.089	29.283	26.079						
13	10:27:58.217	1:20.410	25.230	29.029	26.149						
14	10:29:19.138	1:20.921	25.241								

(21) JOAN SARADANYONS COLOMINA

1	10:02:06.000	1:24.789	26.865	30.816	27.106
2	10:03:38.170	1:32.170	26.860	33.902	31.406
3	10:05:11.686	1:33.516	26.483	39.532	27.499
4	10:06:35.474	1:23.788	26.093	30.591	27.102
5	10:07:59.654	1:24.180	26.010	29.759	28.409
6	10:09:22.125	1:22.471	26.061	29.699	26.709
7	10:10:44.488	1:22.363	25.575	29.905	26.881
8	10:12:06.956	1:22.468	25.658	30.158	26.650
9	10:13:28.674	1:21.718	25.400	30.073	26.243
10	10:19:44.645	6:15.971	25.563	30.515	27.020
11	10:21:18.436	1:33.791	25.644	31.284	36.861
12	10:22:40.337	1:21.901	25.757	29.608	26.534
13	10:24:01.570	1:21.233	25.353	29.778	26.100
14	10:25:22.417	1:20.847	25.032	29.390	26.423
15	10:26:48.011	1:25.594	27.213	32.042	26.337
16	10:28:24.026	1:36.015	25.394		
17	10:29:45.622	1:21.596	25.650		

(90) VICTOR LATORRE USAN

1	10:03:32.408	1:27.310	27.191	31.990	28.127
2	10:05:01.801	1:29.393	28.580	32.664	28.147
3	10:06:30.468	1:28.667	26.991	32.358	29.316
4	10:07:59.943	1:29.475	27.339	32.070	30.064
5	10:09:25.576	1:25.633	27.045	31.053	27.533
6	10:10:52.166	1:26.590	27.538	31.469	27.581
7	10:12:17.046	1:24.880	26.111	31.531	27.236
8	10:13:42.362	1:25.316	27.380	30.769	27.165
9	10:15:11.452	1:29.090	26.945	34.888	27.255
10	10:16:35.972	1:24.520	26.127	30.447	27.944
11	10:18:01.601	1:25.629	26.503	31.415	27.709
12	10:19:24.075	1:22.474	25.825	30.063	26.584
13	10:20:47.018	1:22.943	26.317	30.045	26.579
14	10:22:09.656	1:22.638	25.809	29.977	26.850
15	10:23:32.568	1:22.912	25.872	30.651	26.387
16	10:24:55.567	1:22.999	25.204	30.234	27.559
17	10:26:18.032	1:22.465	25.620	30.281	26.562
18	10:27:41.216	1:23.184	26.152	30.435	26.595
19	10:29:03.650	1:22.434	25.727		
20	10:30:25.726	1:22.076	25.756		

(7) DIEGO GRANDE BRIONES

1	10:04:09.223	1:29.136	28.083	32.195	28.856
2	10:05:38.022	1:28.799	28.010	32.061	28.726
3	10:07:05.382	1:27.360	28.052	32.072	27.234
4	10:08:30.627	1:25.245	27.028	31.346	26.869
5	10:09:56.190	1:25.563	26.661	30.982	27.918
6	10:11:25.476	1:29.286	28.071	34.255	26.958
7	10:12:57.500	1:32.024	27.052	32.141	32.829
8	10:14:25.202	1:27.702	28.738	31.917	27.045
9	10:15:51.244	1:26.042	26.712	30.880	28.448
10	10:17:19.264	1:28.020	27.452	31.947	28.619
11	10:21:26.072	4:06.808	27.915	31.065	27.521
12	10:22:50.122	1:24.050	26.888	30.633	26.527
13	10:24:14.256	1:24.134	26.890	30.743	26.499
14	10:25:37.768	1:23.512	25.990	30.705	26.815
15	10:27:04.435	1:26.667	25.943	34.328	26.394
16	10:28:28.261	1:23.826	26.061		
17	10:29:51.720	1:23.459	25.591		

(57) JOEL BERNADES BORDA

1	10:03:55.873	1:29.464	28.411	32.442	28.609
2	10:05:23.988	1:28.115	27.895	31.881	28.337
3	10:06:52.094	1:28.106	28.107	31.690	28.307
4	10:08:20.556	1:28.462	28.577	31.819	28.064
5	10:09:47.200	1:26.644	27.757	31.035	27.850
6	10:11:14.290	1:27.090	27.426	31.843	27.819
7	10:12:57.838	1:43.548	30.048	45.413	28.085
8	10:14:24.429	1:26.591	27.537	31.468	27.584
9	10:15:50.020	1:25.591	26.840	30.953	27.796
10	10:21:51.527	6:01.507	37.891	42.430	40.514
11	10:23:16.553	1:25.026	26.893	30.762	27.369
12	10:24:41.428	1:24.875	26.539	30.914	27.420
13	10:26:06.877	1:25.449	26.994	31.116	27.337
14	10:27:32.068	1:25.191	26.569	31.428	27.192
15	10:28:56.961	1:24.893	26.647		
16	10:30:22.155	1:25.194	26.663		

(16) IVAN ROMERO GARCIA

1	10:02:20.951	1:30.547	28.795	32.990	28.760
2	10:03:50.081	1:29.130	28.666	32.255	28.207
3	10:05:18.168	1:28.087	27.734	32.267	28.084
4	10:06:47.043	1:28.875	28.578	32.079	28.216
5	10:08:15.700	1:28.657	27.952	32.162	28.541
6	10:09:42.228	1:26.528	27.364	31.445	27.717
7	10:11:08.356	1:26.128	26.866	31.150	28.110
8	10:12:34.479	1:26.123	26.909	31.496	27.716
9	10:13:59.929	1:25.450	26.798	31.295	27.355
10	10:15:24.226	1:24.297	26.577	30.751	26.967
11	10:16:48.468	1:24.242	26.500	30.786	26.954
12	10:18:12.824	1:24.356	26.159	30.487	27.708
13	10:19:37.088	1:24.264	26.731	30.757	26.774
14	10:21:02.972	1:25.884	27.136	31.076	27.670





Zuera, Camp.España SuperMotard

SuperMotard-3

Circuito Internacional Zuera 1,700 km

Entrenos Oficiales

09/05/2010 10:00

Clasificación (30:00 Tiempo) iniciado a 9:59:12

Lap	Time of Day	Lap Tm	S1 Tm	S2 Tm	S3 Tm
(46) ISAAC COUSO ALONSO					
1	10:02:49.483	1:45.617	34.241	38.310	33.064
2	10:04:27.425	1:37.942	30.872	35.382	31.686
3	10:06:05.928	1:38.503	31.236	35.541	31.724
4	10:07:45.222	1:39.294	32.318	35.984	30.990
5	10:09:24.022	1:38.800	31.341	35.216	32.241
6	10:11:00.806	1:36.784	30.740	35.648	30.394
7	10:12:37.284	1:36.478	30.500	35.378	30.598
8	10:14:12.464	1:35.180	30.038	34.570	30.570
9	10:15:47.223	1:34.759	30.064	34.535	30.158
10	10:17:19.092	1:31.869	29.067	33.141	29.659
11	10:18:52.608	1:33.516	29.927	33.740	29.847
12	10:20:23.685	1:31.077	28.748	33.248	29.079
13	10:21:54.095	1:30.410	28.343	33.054	29.011
14	10:23:23.820	1:29.725	28.343	32.322	29.058
15	10:24:56.295	1:32.475	28.773	33.979	29.721
16	10:26:28.015	1:31.720	29.315	33.085	29.318
17	10:27:58.255	1:30.240	28.355	32.728	29.155
18	10:29:27.743	1:29.488	28.482		

Lap	Time of Day	Lap Tm	S1 Tm	S2 Tm	S3 Tm
(69) JUAN CARLOS AGUILAR MILLAN					
1	10:04:51.951	1:49.631	39.214	37.541	32.874
2	10:06:33.234	1:41.283	32.195	36.738	32.348
3	10:08:17.030	1:43.796	33.246	37.771	32.777
4	10:09:55.891	1:38.861	32.319	35.584	30.956
5	10:11:35.428	1:39.537	31.876	35.797	31.862
6	10:20:19.167	8:43.739	34.552	35.963	30.743





Zuera, Camp.España SuperMotard

Clasificado por vueltas

SuperMotard-3

Circuito Internacional Zuera 1,700 km

Primera Manga

09/05/2010 11:25

Carrera (12:00 y 2 Vueltas) iniciado a 11:26:39

Pos.	Nº	Nombre	Vlt.	Dif. 1º	Total Tº	Mejor Tm	Club	Marca
1	48	JAVIER GONZALEZ MATEO	12		14:33.127	1:11.232	Mc Manresa	
2	13	AITOR MARTINEZ ELORZA	12	0.760	14:33.887	1:11.072	Mx.racing	
3	17	FRANCISCO FERNANDEZ RODRIGUEZ-VAF	12	8.725	14:41.852	1:10.623	Vallisoletano Mc.	HONDA
4	76	LUIS CARLOS MAUREL HERRERA	12	8.776	14:41.903	1:10.416	Mc. Zuera	
5	98	MATHEW FORD DUNN	12	11.736	14:44.863	1:12.709		HONDA
6	74	AITOR IZQUIERDO ORDAX	12	23.043	14:56.170	1:13.158		HUSABERG
7	55	NUNO MIGUEL LOPES PINTO	12	31.082	15:04.209	1:13.110		HONDA
8	78	JORDI MOLAS TORRAS	12	31.716	15:04.843	1:13.607	C Pocket Bike Osona	KTM
9	33	RUBEN RODRIGUEZ DIAZ	12	36.854	15:09.981	1:12.779	Gm Molins	SUZUKI
10	79	JOSEP PIEDRA JUAN	12	37.280	15:10.407	1:12.637		HONDA
11	90	VICTOR LATORRE USAN	12	41.613	15:14.740	1:13.190		
12	61	MANUEL FERRER COLOMINA	12	44.971	15:18.098	1:14.036		SUZUKI
13	21	JOAN SARADANYONS COLOMINA	12	45.066	15:18.193	1:14.170		
14	19	JAVIER GARCIA-MUÑIZ MENENDEZ	12	51.762	15:24.889	1:13.427	Mc. Villaviciosa	HONDA
15	20	CARLOS OLIVE BONCOMPTE	12	53.690	15:26.817	1:15.597		HONDA
16	18	RAUL PERALES SALVADOR	12	53.778	15:26.905	1:15.715		SUZUKI
17	77	IVAN SEGURA SABADO	12	54.265	15:27.392	1:15.051	C.M. Alcañiz	HONDA
18	57	JOEL BERNADES BORDA	12	59.691	15:32.818	1:15.389	Mc Lleida	SUZUKI
19	27	ABEL CLIVILLE MAURICI	12	1:15.716	15:48.843		Mc Móra d'Ebre	
20	46	ISAAC COUSO ALONSO	11	1 Vuelta	14:58.317	1:19.510	Mc. Villaviciosa	SUZUKI
21	69	JUAN CARLOS AGUILAR MILLAN	11	1 Vuelta	15:16.554	1:21.111		HONDA

No clasificado (75% = 9 Vueltas)

NT	7	DIEGO GRANDE BRIONES	8	NT	10:57.044	1:17.001	110 Octanos	BMW
NT	26	VICENTE JUAN MATA	7	NT	9:02.658	1:15.677		HONDA
NT	16	IVAN ROMERO GARCIA	3	NT	4:41.066	1:13.638		KTM
NT	11	JOSE FRANCISCO GARCIA GONZALEZ	1	NT	1:19.584		Moto Club Aljarafe	

Margin of Victory	Avg. Speed	Best Lap Tm	Best Spd	Best Lap by
0.760	84,111	1:10.416	86,912	76 - LUIS CARLOS MAUREL HERRERA





Zuera, Camp.España SuperMotard

Clasificado por vueltas

SuperMotard-3

Circuito Internacional Zuera 1,700 km

Primera Manga

09/05/2010 11:25

Carrera (12:00 y 2 Vueltas) iniciado a 11:26:39

Pos.	Nº	Nombre	Vlt.	Dif. 1º	Total Tº	Mejor Tm	Club	Marca
SM3								
1	48	JAVIER GONZALEZ MATEO	12		14:33.127	1:11.232	Mc Manresa	
2	17	FRANCISCO FERNANDEZ RODRIGUEZ-VAF	12	8.725	14:41.852	1:10.623	Vallisoletano Mc.	HONDA
3	74	AITOR IZQUIERDO ORDAX	12	23.043	14:56.170	1:13.158		HUSABERG
4	33	RUBEN RODRIGUEZ DIAZ	12	36.854	15:09.981	1:12.779	Gm Molins	SUZUKI
5	79	JOSEP PIEDRA JUAN	12	37.280	15:10.407	1:12.637		HONDA
6	21	JOAN SARADANYONS COLOMINA	12	45.066	15:18.193	1:14.170		
7	19	JAVIER GARCIA-MUÑIZ MENENDEZ	12	51.762	15:24.889	1:13.427	Mc. Villaviciosa	HONDA
8	20	CARLOS OLIVE BONCOMPTE	12	53.690	15:26.817	1:15.597		HONDA
9	57	JOEL BERNADES BORDA	12	59.691	15:32.818	1:15.389	Mc Lleida	SUZUKI
10	27	ABEL CLIVILLE MAURICI	12	1:15.716	15:48.843		Mc Móra d'Ebre	
11	46	ISAAC COUSO ALONSO	11	1 Vuelta	14:58.317	1:19.510	Mc. Villaviciosa	SUZUKI

No clasificado (75% = 9 Vueltas)

7	DIEGO GRANDE BRIONES	8	4 Vueltas	10:57.044	1:17.001	110 Octanos	BMW
26	VICENTE JUAN MATA	7	5 Vueltas	9:02.658	1:15.677		HONDA
16	IVAN ROMERO GARCIA	3	9 Vueltas	4:41.066	1:13.638		KTM
11	JOSE FRANCISCO GARCIA GONZALEZ	1	11 Vueltas	1:19.584		Moto Club Aljarafe	

SM30

1	13	AITOR MARTINEZ ELORZA	12		14:33.887	1:11.072	Mx.racing	
2	76	LUIS CARLOS MAUREL HERRERA	12	8.016	14:41.903	1:10.416	Mc. Zuera	
3	98	MATHEW FORD DUNN	12	10.976	14:44.863	1:12.709		HONDA
4	55	NUNO MIGUEL LOPES PINTO	12	30.322	15:04.209	1:13.110		HONDA
5	78	JORDI MOLAS TORRAS	12	30.956	15:04.843	1:13.607	C Pocket Bike Osona	KTM
6	90	VICTOR LATORRE USAN	12	40.853	15:14.740	1:13.190		
7	61	MANUEL FERRER COLOMINA	12	44.211	15:18.098	1:14.036		SUZUKI
8	18	RAUL PERALES SALVADOR	12	53.018	15:26.905	1:15.715		SUZUKI
9	77	IVAN SEGURA SABADO	12	53.505	15:27.392	1:15.051	C.M. Alcañiz	HONDA
10	69	JUAN CARLOS AGUILAR MILLAN	11	1 Vuelta	15:16.554	1:21.111		HONDA

Margin of Victory	Avg. Speed	Best Lap Tm	Best Spd	Best Lap by
0.760	84,111	1:10.416	86,912	76 - LUIS CARLOS MAUREL HERI





Zuera, Camp.España SuperMotard

SuperMotard-3

Circuito Internacional Zuera 1,700 km

Primera Manga

09/05/2010 11:25

Carrera (12:00 y 2 Vueltas) iniciado a 11:26:39

Lap	Time of Day	Lap Tm	S1 Tm	S2 Tm	S3 Tm
(48) JAVIER GONZALEZ MATEO					
1	11:27:58.292			28.129	23.457
2	11:29:12.513	1:14.221	23.401	27.356	23.462
3	11:30:25.412	1:12.899	23.108	26.567	23.222
4	11:31:38.321	1:12.909	23.039	26.425	23.443
5	11:32:49.945	1:11.624	22.568	25.927	23.127
6	11:34:02.138	1:12.193	22.676	26.090	23.425
7	11:35:13.871	1:11.733	22.610	25.841	23.280
8	11:36:25.228	1:11.357	22.541	25.756	23.058
9	11:37:37.604	1:12.376	23.106	25.966	23.302
10	11:38:50.168	1:12.564	22.637	26.507	23.418
11	11:40:01.815	1:11.647	22.478	25.982	23.185
12	11:41:13.047	1:11.232	22.534	25.755	22.941

Lap	Time of Day	Lap Tm	S1 Tm	S2 Tm	S3 Tm
(13) AITOR MARTINEZ ELORZA					
1	11:27:57.381			27.690	24.036
2	11:29:11.164	1:13.783	23.423	27.064	23.294
3	11:30:24.902	1:13.738	23.260	26.778	23.698
4	11:31:38.023	1:13.121	23.233	26.467	23.419
5	11:32:50.811	1:12.788	22.711	26.776	23.299
6	11:34:03.277	1:12.466	22.833	26.462	23.169
7	11:35:14.804	1:11.527	22.332	26.149	23.044
8	11:36:27.527	1:12.723	22.750	26.769	23.202
9	11:37:39.856	1:12.329	22.672	26.515	23.140
10	11:38:51.207	1:11.351	22.270	26.144	22.935
11	11:40:02.279	1:11.072	22.406	25.733	22.931
12	11:41:13.807	1:11.528	22.264	26.094	23.168

Lap	Time of Day	Lap Tm	S1 Tm	S2 Tm	S3 Tm
(17) FRANCISCO FERNANDEZ RODRIGUEZ-VARELA					
1	11:27:59.805			28.031	24.474
2	11:29:16.311	1:16.506	26.055	26.551	23.898
3	11:30:29.798	1:13.487	23.328	27.021	23.136
4	11:31:42.612	1:12.814	22.919	26.650	23.243
5	11:32:54.477	1:11.865	22.684	25.948	23.231
6	11:34:10.366	1:15.889	22.607	30.236	23.044
7	11:35:22.905	1:12.539	22.385	26.832	23.320
8	11:36:34.578	1:11.673	22.717	25.866	23.088
9	11:37:45.717	1:11.139	22.319	25.785	23.033
10	11:38:58.040	1:12.323	22.507	26.237	23.577
11	11:40:11.149	1:13.109	23.629	26.151	23.327
12	11:41:21.772	1:10.623	22.094	25.746	22.781

Lap	Time of Day	Lap Tm	S1 Tm	S2 Tm	S3 Tm
(76) LUIS CARLOS MAUREL HERRERA					
1	11:28:01.053			28.610	24.362
2	11:29:18.955	1:17.902	26.111	27.796	23.993
3	11:30:35.025	1:16.070	24.083	27.556	24.429
4	11:31:48.440	1:13.415	23.334	26.924	23.155
5	11:33:01.173	1:12.733	23.361	26.292	23.078
6	11:34:12.836	1:11.663	22.813	26.010	22.838
7	11:35:24.139	1:11.303	22.686	25.917	22.698
8	11:36:36.818	1:12.679	22.741	26.282	23.654
9	11:37:48.800	1:11.982	22.875	26.444	22.661
10	11:39:00.012	1:11.212	22.926	25.590	22.694
11	11:40:11.407	1:11.395	22.282	25.692	23.419
12	11:41:21.823	1:10.416	22.252	25.490	22.672

Lap	Time of Day	Lap Tm	S1 Tm	S2 Tm	S3 Tm
(98) MATHEW FORD DUNN					
1	11:27:57.891			27.531	23.841
2	11:29:12.340	1:14.449	23.639	27.284	23.524
3	11:30:25.791	1:13.451	23.102	26.630	23.717
4	11:31:39.410	1:13.619	23.465	26.666	23.486
5	11:32:52.512	1:13.102	22.917	26.474	23.709
6	11:34:06.081	1:13.569	23.089	27.106	23.372
7	11:35:18.882	1:12.801	22.958	26.261	23.580
8	11:36:31.591	1:12.709	23.008	26.268	23.431

Lap	Time of Day	Lap Tm	S1 Tm	S2 Tm	S3 Tm
9	11:37:45.004	1:13.413	22.936	26.317	24.158
10	11:38:57.843	1:12.839	22.853	26.419	23.565
11	11:40:11.377	1:13.534	23.518	26.196	23.818
12	11:41:24.783	1:13.406	23.503	26.577	23.324

Lap	Time of Day	Lap Tm	S1 Tm	S2 Tm	S3 Tm
(74) AITOR IZQUIERDO ORDAX					
1	11:28:01.639			28.403	24.532
2	11:29:16.182	1:14.543	23.620	26.911	24.010
3	11:30:29.737	1:13.555	23.307	26.780	23.466
4	11:31:43.219	1:13.482	23.100	26.951	23.429
5	11:32:56.377	1:13.158	22.942	26.674	23.540
6	11:34:09.604	1:13.227	22.883	26.857	23.485
7	11:35:22.772	1:13.168	22.961	26.720	23.485
8	11:36:36.411	1:13.639	23.346	26.775	23.516
9	11:37:50.153	1:13.742	22.895	27.173	23.672
10	11:39:06.129	1:15.976	24.488	27.525	23.961
11	11:40:20.677	1:14.548	23.365	27.250	23.931
12	11:41:36.090	1:15.413	23.517	27.521	24.373

Lap	Time of Day	Lap Tm	S1 Tm	S2 Tm	S3 Tm
(55) NUNO MIGUEL LOPES PINTO					
1	11:28:03.322			28.721	25.256
2	11:29:19.773	1:16.451	24.477	27.503	24.469
3	11:30:35.429	1:15.656	23.792	27.745	24.117
4	11:31:50.820	1:15.391	23.564	27.845	23.980
5	11:33:05.721	1:14.901	23.878	26.984	24.037
6	11:34:20.442	1:14.721	23.512	27.319	23.888
7	11:35:36.340	1:15.898	23.719	27.339	24.838
8	11:36:50.251	1:13.911	23.284	26.847	23.778
9	11:38:03.854	1:13.603	23.118	26.759	23.724
10	11:39:17.539	1:13.685	23.177	26.723	23.783
11	11:40:31.019	1:13.480	23.014	26.730	23.734
12	11:41:44.129	1:13.110	22.975	26.796	23.337

Lap	Time of Day	Lap Tm	S1 Tm	S2 Tm	S3 Tm
(78) JORDI MOLAS TORRAS					
1	11:28:01.602			28.209	24.659
2	11:29:18.733	1:17.131	25.328	27.613	24.188
3	11:30:34.568	1:15.835	24.003	27.443	24.387
4	11:31:50.838	1:16.270	23.805	27.803	24.660
5	11:33:07.419	1:16.581	24.136	27.888	24.555
6	11:34:21.551	1:14.132	23.242	26.961	23.927
7	11:35:35.680	1:14.129	23.220	26.843	24.064
8	11:36:49.503	1:13.823	23.224	26.811	23.786
9	11:38:03.431	1:13.928	23.292	26.814	23.820
10	11:39:17.298	1:13.867	23.109	26.900	23.856
11	11:40:30.905	1:13.607	22.932	26.723	23.950
12	11:41:44.763	1:13.858	23.480	26.715	23.661

Lap	Time of Day	Lap Tm	S1 Tm	S2 Tm	S3 Tm
(33) RUBEN RODRIGUEZ DIAZ					
1	11:27:57.351			27.506	24.237
2	11:29:12.161	1:14.810	23.939	27.207	23.662
3	11:30:26.247	1:14.086	23.687	26.918	23.479
4	11:31:39.792	1:13.545	23.116	26.906	23.521
5	11:32:52.699	1:12.907	22.924	26.388	23.593
6	11:34:06.265	1:13.566	23.191	46.182	24.191
7	11:35:20.320	1:15.055	23.460	27.239	24.354
8	11:36:34.911	1:14.591	23.205	27.392	23.992
9	11:37:49.881	1:13.970	22.876	27.007	24.085
10	11:39:03.922	1:14.041	23.655	27.024	23.360
11	11:40:17.901	1:12.779	22.737	26.683	23.357
12	11:41:31.901	1:13.200	22.880	26.757	23.561

Lap	Time of Day	Lap Tm	S1 Tm	S2 Tm	S3 Tm
(79) JOSEP PIEDRA JUAN					
1	11:28:03.925			29.328	24.938
2	11:29:21.594	1:17.669	25.238	28.075	24.354
3	11:30:37.631	1:16.037	24.076	27.325	24.634
4	11:31:54.373	1:16.742	23.755	27.941	25.044





Zuera, Camp.España SuperMotard

SuperMotard-3

Circuito Internacional Zuera 1,700 km

Primera Manga

09/05/2010 11:25

Carrera (12:00 y 2 Vueltas) iniciado a 11:26:39

Lap	Time of Day	Lap Tm	S1 Tm	S2 Tm	S3 Tm
5	11:33:11.139	1:16.766	25.827	27.269	23.668
6	11:34:26.663	1:15.524	24.233	27.505	23.784
7	11:35:42.758	1:16.095	23.414	27.740	24.939
8	11:36:57.269	1:14.511	23.487	27.355	23.667
9	11:38:11.045	1:13.776	23.062	26.837	23.875
10	11:39:24.720	1:13.675	22.871	27.203	23.599
11	11:40:37.690	1:12.970	22.982	26.569	23.417
12	11:41:50.327	1:12.637	23.092	26.535	23.008

(90) VICTOR LATORRE USAN

1	11:28:04.948			29.490	24.952
2	11:29:22.240	1:17.292	24.714	28.216	24.360
3	11:30:38.395	1:16.155	23.961	27.789	24.403
4	11:31:54.600	1:16.205	24.260	27.310	24.633
5	11:33:12.364	1:17.764	25.093	28.397	24.272
6	11:34:28.413	1:16.049	23.738	27.820	24.489
7	11:35:44.899	1:16.486	23.792	27.878	24.814
8	11:36:59.456	1:14.557	23.561	27.345	23.649
9	11:38:13.010	1:13.554	22.972	26.879	23.701
10	11:39:26.200	1:13.190	22.906	26.638	23.644
11	11:40:40.081	1:13.881	23.426	27.040	23.413
12	11:41:54.660	1:14.579	22.794	27.184	24.599

(61) MANUEL FERRER COLOMINA

1	11:27:59.392			28.260	24.872
2	11:29:14.609	1:15.217	23.758	27.411	24.046
3	11:30:28.645	1:14.036	23.117	27.051	23.866
4	11:31:54.096	1:25.451	23.422	34.704	27.323
5	11:33:10.887	1:16.791	24.931	27.882	23.976
6	11:34:25.290	1:14.403	23.370	27.271	23.760
7	11:35:41.079	1:15.789	23.918	27.644	24.225
8	11:36:55.531	1:14.452	23.252	27.246	23.952
9	11:38:09.774	1:14.243	23.063	26.982	24.196
10	11:39:26.141	1:16.367	23.667	28.182	24.516
11	11:40:41.727	1:15.586	23.312	27.679	24.593
12	11:41:58.018	1:16.291	23.955	28.040	24.294

(21) JOAN SARADANYONS COLOMINA

1	11:28:04.306			29.392	24.816
2	11:29:21.715	1:17.409	24.964	28.292	24.151
3	11:30:37.815	1:16.100	24.383	27.414	24.301
4	11:31:54.368	1:16.553	24.263	27.571	24.717
5	11:33:11.680	1:17.312	25.000	28.419	23.891
6	11:34:27.904	1:16.224	24.354	27.575	24.293
7	11:35:42.503	1:14.599	23.279	27.095	24.223
8	11:36:56.684	1:14.181	23.285	27.075	23.819
9	11:38:11.666	1:14.982	23.409	27.251	24.320
10	11:39:27.705	1:16.039	23.682	27.888	24.467
11	11:40:41.875	1:14.170	23.123	27.131	23.914
12	11:41:58.113	1:16.238	24.140	27.963	24.133

(19) JAVIER GARCIA-MUÑIZ MENENDEZ

1	11:28:02.055			28.278	24.614
2	11:29:17.237	1:15.182	24.170	26.855	24.155
3	11:30:52.480	1:35.243	43.545	27.574	24.122
4	11:32:07.653	1:15.173	23.767	27.174	24.230
5	11:33:22.199	1:14.546	23.486	27.024	24.034
6	11:34:36.366	1:14.167	23.188	26.841	24.136
7	11:35:49.974	1:13.608	23.105	26.784	23.717
8	11:37:03.401	1:13.427	23.161	26.654	23.610
9	11:38:18.733	1:15.332	23.766	26.917	24.647
10	11:39:33.565	1:14.832	23.439	26.804	24.587
11	11:40:47.653	1:14.088	23.016	26.921	24.149
12	11:42:04.809	1:17.156	23.204	27.437	26.513

(20) CARLOS OLIVE BONCOMPTE

1	11:28:02.055			28.278	24.614
2	11:29:17.237	1:15.182	24.170	26.855	24.155
3	11:30:52.480	1:35.243	43.545	27.574	24.122
4	11:32:07.653	1:15.173	23.767	27.174	24.230
5	11:33:22.199	1:14.546	23.486	27.024	24.034
6	11:34:36.366	1:14.167	23.188	26.841	24.136
7	11:35:49.974	1:13.608	23.105	26.784	23.717
8	11:37:03.401	1:13.427	23.161	26.654	23.610
9	11:38:18.733	1:15.332	23.766	26.917	24.647
10	11:39:33.565	1:14.832	23.439	26.804	24.587
11	11:40:47.653	1:14.088	23.016	26.921	24.149
12	11:42:04.809	1:17.156	23.204	27.437	26.513

Lap	Time of Day	Lap Tm	S1 Tm	S2 Tm	S3 Tm
1	11:28:04.180			29.396	24.909
2	11:29:20.779	1:16.599	24.149	27.833	24.615
3	11:30:37.347	1:16.568	24.104	27.852	24.610
4	11:31:54.093	1:16.746	23.822	27.831	25.091
5	11:33:10.895	1:16.802	23.853	28.050	24.897
6	11:34:27.882	1:16.987	24.312	28.081	24.592
7	11:35:44.863	1:16.981	24.160	27.897	24.922
8	11:37:01.849	1:16.986	24.054	27.879	25.051
9	11:38:18.689	1:16.840	24.087	27.941	24.810
10	11:39:35.297	1:16.608	23.862	27.930	24.814
11	11:40:50.894	1:15.597	23.564	27.663	24.368
12	11:42:06.737	1:15.843	23.662	27.512	24.667

(18) RAUL PERALES SALVADOR

1	11:28:05.405			29.402	25.200
2	11:29:22.708	1:17.303	24.769	28.000	24.532
3	11:30:38.714	1:16.006	24.104	27.494	24.406
4	11:31:54.955	1:16.241	24.242	27.534	24.463
5	11:33:12.650	1:17.695	25.408	27.881	24.404
6	11:34:28.618	1:15.968	24.016	27.535	24.415
7	11:35:45.207	1:16.589	24.202	27.457	24.928
8	11:37:02.015	1:16.808	24.134	27.641	25.031
9	11:38:19.023	1:17.008	25.387	27.196	24.423
10	11:39:35.347	1:16.324	23.939	27.681	24.702
11	11:40:51.110	1:15.763	23.996	27.381	24.384
12	11:42:06.825	1:15.715	23.745	27.397	24.571

(77) IVAN SEGURA SABADO

1	11:28:07.468			29.824	25.785
2	11:29:26.166	1:18.698	24.828	28.945	24.923
3	11:30:44.018	1:17.852	24.672	28.464	24.714
4	11:32:01.298	1:17.280	24.199	28.664	24.415
5	11:33:18.307	1:17.009	24.182	28.302	24.523
6	11:34:34.171	1:15.864	23.811	27.709	24.342
7	11:35:49.813	1:15.642	23.654	27.715	24.271
8	11:37:05.493	1:15.680	23.674	27.699	24.305
9	11:38:20.544	1:15.051	23.432	27.453	24.164
10	11:39:35.941	1:15.397	23.464	27.374	24.557
11	11:40:51.535	1:15.594	23.663	27.783	24.146
12	11:42:07.312	1:15.777	23.792	27.444	24.539

(57) JOEL BERNADES BORDA

1	11:28:06.868			30.142	25.780
2	11:29:25.587	1:18.719	24.890	28.969	24.858
3	11:30:43.692	1:18.105	24.968	28.099	25.036
4	11:32:01.059	1:17.367	24.145	28.512	24.708
5	11:33:18.991	1:17.932	24.232	28.793	24.905
6	11:34:36.055	1:17.064	24.055	28.077	24.930
7	11:35:53.053	1:16.998	24.292	27.960	24.744
8	11:37:09.640	1:16.587	23.874	28.194	24.517
9	11:38:25.742	1:16.102	23.665	27.947	24.488
10	11:39:41.231	1:15.489	23.510	27.600	24.377
11	11:40:56.620	1:15.389	23.592	27.547	24.248
12	11:42:12.738	1:16.118	23.860	27.862	24.394

(27) ABEL CLIVILLE MAURICI

1	11:28:00.190			27.870	24.627
2	11:29:47.547	1:47.356	49.701		
3	11:30:57.773	1:10.226			
4	11:32:15.226	1:17.453			
5	11:33:33.736	1:18.510			
6	11:34:49.637	1:15.901			
7	11:36:05.967	1:16.330			
8	11:37:22.126	1:16.159			
9	11:38:38.707	1:16.581			
10	11:39:54.764	1:16.057			





Zuera, Camp.España SuperMotard

SuperMotard-3

Circuito Internacional Zuera 1,700 km

Primera Manga

09/05/2010 11:25

Carrera (12:00 y 2 Vueltas) iniciado a 11:26:39

Lap	Time of Day	Lap Tm	S1 Tm	S2 Tm	S3 Tm
11	11:41:12.133	1:17.369			
12	11:42:28.764	1:16.631			

(46) ISAAC COUSO ALONSO

Lap	Time of Day	Lap Tm	S1 Tm	S2 Tm	S3 Tm
1	11:28:10.068			31.063	26.336
2	11:29:32.073	1:22.005	26.278	29.732	25.993
3	11:30:53.627	1:21.554	26.104	29.471	25.977
4	11:32:14.025	1:20.398	25.377	29.543	25.476
5	11:33:33.655	1:19.630	25.100	28.937	25.591
6	11:34:54.045	1:20.390	25.796	29.111	25.481
7	11:36:13.801	1:19.756	25.011	29.027	25.716
8	11:37:33.686	1:19.885	25.348	28.925	25.610
9	11:38:56.439	1:22.753	25.327	31.285	26.139
10	11:40:18.727	1:22.288	27.667	29.122	25.497
11	11:41:38.237	1:19.510	25.680	28.564	25.264

(69) JUAN CARLOS AGUILAR MILLAN

Lap	Time of Day	Lap Tm	S1 Tm	S2 Tm	S3 Tm
1	11:28:09.409			30.543	26.157
2	11:29:32.886	1:23.477	27.354	29.980	26.141
3	11:30:56.742	1:23.856	27.923	29.732	26.199
4	11:32:19.570	1:22.828	26.879	29.415	26.532
5	11:33:42.242	1:22.672	26.069	29.602	26.999
6	11:35:03.353	1:21.111	26.014	28.972	26.123
7	11:36:24.685	1:21.332	26.172	29.027	26.131
8	11:37:46.536	1:21.851	25.997	29.013	26.839
9	11:39:09.912	1:23.376	28.613	28.786	25.975
10	11:40:32.881	1:22.969	25.940	28.864	28.163
11	11:41:56.474	1:23.593	25.917	31.146	26.528

(7) DIEGO GRANDE BRIONES

Lap	Time of Day	Lap Tm	S1 Tm	S2 Tm	S3 Tm
1	11:28:05.724			29.084	25.131
2	11:29:23.895	1:18.171	25.730	28.103	24.336
3	11:30:57.409	1:33.514	39.799	28.687	25.026
4	11:32:14.719	1:17.310	25.159	27.555	24.594
5	11:33:34.207	1:19.488	25.317	28.611	25.558
6	11:34:51.612	1:17.405	25.100	27.624	24.679
7	11:36:08.613	1:17.001	24.358	27.796	24.845
8	11:37:36.964	1:28.351	25.880	32.574	29.895

(26) VICENTE JUAN MATA

Lap	Time of Day	Lap Tm	S1 Tm	S2 Tm	S3 Tm
1	11:28:00.556			27.838	24.277
2	11:29:16.233	1:15.677	23.918	27.335	24.422
3	11:30:33.405	1:17.172	24.539	27.446	25.185
4	11:31:50.653	1:17.248	24.681	27.754	24.811
5	11:33:08.110	1:17.457	24.026	28.091	25.338
6	11:34:24.970	1:16.860	23.941	27.980	24.937
7	11:35:42.578	1:17.608	24.592	28.091	24.923

(16) IVAN ROMERO GARCIA

Lap	Time of Day	Lap Tm	S1 Tm	S2 Tm	S3 Tm
1	11:28:02.926			28.395	24.687
2	11:29:16.564	1:13.638	23.522	27.032	23.082
3	11:31:20.986	2:04.422	23.845	26.379	1:14.196

(11) JOSE FRANCISCO GARCIA GONZALEZ

Lap	Time of Day	Lap Tm	S1 Tm	S2 Tm	S3 Tm
1	11:27:59.504			28.300	24.382





Zuera, Camp.España SuperMotard

Clasificado por vueltas

SuperMotard-3

Circuito Internacional Zuera 1,700 km

Segunda Manga

09/05/2010 13:00

Carrera (12:00 y 2 Vueltas) iniciado a 12:58:30

Pos.	Nº	Nombre	Vlt.	Dif. 1º	Total Tº	Mejor Tm	Club	Marca
1	48	JAVIER GONZALEZ MATEO	13		15:18.590	1:09.613	Mc Manresa	
2	11	JOSE FRANCISCO GARCIA GONZALEZ	13	3.040	15:21.630	1:09.695	Moto Club Aljarafe	
3	13	AITOR MARTINEZ ELORZA	13	6.949	15:25.539	1:10.278	Mx.racing	
4	76	LUIS CARLOS MAUREL HERRERA	13	9.913	15:28.503	1:09.344	Mc. Zuera	
5	79	JOSEP PIEDRA JUAN	13	13.794	15:32.384	1:11.076		HONDA
6	33	RUBEN RODRIGUEZ DIAZ	13	13.910	15:32.500	1:11.001	Gm Molins	SUZUKI
7	74	AITOR IZQUIERDO ORDAX	13	28.495	15:47.085	1:11.641		HUSABERG
8	20	CARLOS OLIVE BONCOMPTE	13	28.511	15:47.101	1:11.395		HONDA
9	98	MATHEW FORD DUNN	13	29.159	15:47.749	1:11.812		HONDA
10	55	NUNO MIGUEL LOPES PINTO	13	29.405	15:47.995	1:11.564		HONDA
11	78	JORDI MOLAS TORRAS	13	40.968	15:59.558	1:12.460	C Pocket Bike Osona	KTM
12	21	JOAN SARADANYONS COLOMINA	13	47.345	16:05.935	1:13.123		
13	61	MANUEL FERRER COLOMINA	13	48.617	16:07.207	1:13.083		SUZUKI
14	90	VICTOR LATORRE USAN	13	48.648	16:07.238	1:12.801		
15	57	JOEL BERNADES BORDA	13	49.364	16:07.954	1:12.956	Mc Lleida	SUZUKI
16	26	VICENTE JUAN MATA	13	56.249	16:14.839	1:13.155		HONDA
17	77	IVAN SEGURA SABADO	13	59.373	16:17.963	1:13.629	C.M. Alcañiz	HONDA
18	19	JAVIER GARCIA-MUÑIZ MENENDEZ	12	1 Vuelta	15:21.525	1:13.263	Mc. Villaviciosa	HONDA
19	46	ISAAC COUSO ALONSO	12	1 Vuelta	15:44.542	1:16.116	Mc. Villaviciosa	SUZUKI
20	27	ABEL CLIVILLE MAURICI	11	2 Vueltas	15:48.780	1:14.143	Mc Móra d´Ebre	
21	7	DIEGO GRANDE BRIONES	11	2 Vueltas	15:59.190	1:14.822	110 Octanos	BMW
22	69	JUAN CARLOS AGUILAR MILLAN	11	2 Vueltas	16:14.622	1:22.859		HONDA

No clasificado (75% = 10 Vueltas)

NT	17	FRANCISCO FERNANDEZ RODRIGUEZ-VAF	9	NT	10:39.570	1:10.098	Vallisoletano Mc.	HONDA
NT	18	RAUL PERALES SALVADOR	4	NT	5:04.153	1:13.981		SUZUKI
NT	16	IVAN ROMERO GARCIA	4	NT	5:05.571	1:10.408		KTM

Margin of Victory	Avg. Speed	Best Lap Tm	Best Spd	Best Lap by
3.040	86,611	1:09.344	88,256	76 - LUIS CARLOS MAUREL HERI





Zuera, Camp.España SuperMotard

Clasificado por vueltas

SuperMotard-3

Circuito Internacional Zuera 1,700 km

Segunda Manga

09/05/2010 13:00

Carrera (12:00 y 2 Vueltas) iniciado a 12:58:30

Pos.	Nº	Nombre	Vlt.	Dif. 1º	Total Tº	Mejor Tm	Club	Marca
SM3								
1	48	JAVIER GONZALEZ MATEO	13		15:18.590	1:09.613	Mc Manresa	
2	11	JOSE FRANCISCO GARCIA GONZALEZ	13	3.040	15:21.630	1:09.695	Moto Club Aljarafe	
3	79	JOSEP PIEDRA JUAN	13	13.794	15:32.384	1:11.076		HONDA
4	33	RUBEN RODRIGUEZ DIAZ	13	13.910	15:32.500	1:11.001	Gm Molins	SUZUKI
5	74	AITOR IZQUIERDO ORDAX	13	28.495	15:47.085	1:11.641		HUSABERG
6	20	CARLOS OLIVE BONCOMPTE	13	28.511	15:47.101	1:11.395		HONDA
7	21	JOAN SARADANYONS COLOMINA	13	47.345	16:05.935	1:13.123		
8	57	JOEL BERNADES BORDA	13	49.364	16:07.954	1:12.956	Mc Lleida	SUZUKI
9	26	VICENTE JUAN MATA	13	56.249	16:14.839	1:13.155		HONDA
10	19	JAVIER GARCIA-MUÑOZ MENENDEZ	12	1 Vuelta	15:21.525	1:13.263	Mc. Villaviciosa	HONDA
11	46	ISAAC COUSO ALONSO	12	1 Vuelta	15:44.542	1:16.116	Mc. Villaviciosa	SUZUKI
12	27	ABEL CLIVILLE MAURICI	11	2 Vueltas	15:48.780	1:14.143	Mc Móra d'Ebre	
13	7	DIEGO GRANDE BRIONES	11	2 Vueltas	15:59.190	1:14.822	110 Octanos	BMW

No clasificado (75% = 10 Vueltas)

NT	17	FRANCISCO FERNANDEZ RODRIGUEZ-VAF	9	NT	10:39.570	1:10.098	Vallisoletano Mc.	HONDA
NT	16	IVAN ROMERO GARCIA	4	NT	5:05.571	1:10.408		KTM

SM30

1	13	AITOR MARTINEZ ELORZA	13		15:25.539	1:10.278	Mx.racing	
2	76	LUIS CARLOS MAUREL HERRERA	13	2.964	15:28.503	1:09.344	Mc. Zuera	
3	98	MATHEW FORD DUNN	13	22.210	15:47.749	1:11.812		HONDA
4	55	NUNO MIGUEL LOPES PINTO	13	22.456	15:47.995	1:11.564		HONDA
5	78	JORDI MOLAS TORRAS	13	34.019	15:59.558	1:12.460	C Pocket Bike Osona	KTM
6	61	MANUEL FERRER COLOMINA	13	41.668	16:07.207	1:13.083		SUZUKI
7	90	VICTOR LATORRE USAN	13	41.699	16:07.238	1:12.801		
8	77	IVAN SEGURA SABADO	13	52.424	16:17.963	1:13.629	C.M. Alcañiz	HONDA
9	69	JUAN CARLOS AGUILAR MILLAN	11	2 Vueltas	16:14.622	1:22.859		HONDA

No clasificado (75% = 10 Vueltas)

NT	18	RAUL PERALES SALVADOR	4	NT	5:04.153	1:13.981		SUZUKI
----	----	-----------------------	---	----	----------	----------	--	--------

Margin of Victory	Avg. Speed	Best Lap Tm	Best Spd	Best Lap by
3.040	86,611	1:09.344	88,256	76 - LUIS CARLOS MAUREL HERI





Zuera, Camp.España SuperMotard

SuperMotard-3

Circuito Internacional Zuera 1,700 km

Segunda Manga

09/05/2010 13:00

Carrera (12:00 y 2 Vueltas) iniciado a 12:58:30

Lap	Time of Day	Lap Tm	S1 Tm	S2 Tm	S3 Tm
(48) JAVIER GONZALEZ MATEO					
1	12:59:44.793			26.037	22.779
2	13:00:55.431	1:10.638	22.086	25.523	23.027
3	13:02:05.888	1:10.457	22.194	25.720	22.541
4	13:03:15.986	1:10.098	21.825	25.449	22.822
5	13:04:26.954	1:10.968	21.933	26.047	22.986
6	13:05:37.305	1:10.351	22.081	25.555	22.713
7	13:06:47.630	1:10.325	21.982	25.430	22.911
8	13:07:57.243	1:09.613	21.802	25.276	22.533
9	13:09:06.909	1:09.666	21.792	25.221	22.651
10	13:10:16.812	1:09.903	21.744	25.379	22.778
11	13:11:27.932	1:11.120	22.807	25.415	22.896
12	13:12:38.395	1:10.463	21.919	25.698	22.844
13	13:13:49.445	1:11.050	22.165	25.629	23.254

Lap	Time of Day	Lap Tm	S1 Tm	S2 Tm	S3 Tm
(11) JOSE FRANCISCO GARCIA GONZALEZ					
1	12:59:45.816			26.099	22.966
2	13:00:56.602	1:10.786	22.346	25.765	22.673
3	13:02:06.394	1:09.792	21.909	25.418	22.463
4	13:03:16.089	1:09.695	21.988	25.166	22.539
5	13:04:27.263	1:11.174	23.245	25.474	22.453
6	13:05:37.886	1:10.623	22.722	25.223	22.676
7	13:06:47.984	1:10.098	22.176	25.475	22.445
8	13:07:59.127	1:11.143	22.556	25.863	22.722
9	13:09:09.450	1:10.323	22.146	25.686	22.489
10	13:10:20.768	1:11.318	22.955	25.767	22.594
11	13:11:31.241	1:10.473	22.274	25.434	22.763
12	13:12:41.513	1:10.272	21.990	25.807	22.473
13	13:13:52.485	1:10.972	22.259	25.524	23.187

Lap	Time of Day	Lap Tm	S1 Tm	S2 Tm	S3 Tm
(13) AITOR MARTINEZ ELORZA					
1	12:59:44.512			26.073	22.903
2	13:00:55.247	1:10.735	21.956	25.777	23.000
3	13:02:05.585	1:10.338	22.016	25.632	22.688
4	13:03:15.863	1:10.278	21.785	25.557	22.934
5	13:04:26.691	1:10.828	21.835	26.125	22.866
6	13:05:37.164	1:10.473	22.045	25.631	22.795
7	13:06:47.737	1:10.573	21.745	25.675	23.151
8	13:07:59.712	1:11.975	22.383	26.377	23.213
9	13:09:10.200	1:10.488	21.988	25.752	22.746
10	13:10:20.776	1:10.576	21.910	25.842	22.822
11	13:11:32.534	1:11.758	22.807	25.903	23.046
12	13:12:43.444	1:10.910	21.812	25.957	23.139
13	13:13:56.394	1:12.950	22.536	26.218	24.194

Lap	Time of Day	Lap Tm	S1 Tm	S2 Tm	S3 Tm
(76) LUIS CARLOS MAUREL HERRERA					
1	12:59:49.440			27.261	23.612
2	13:01:01.921	1:12.481	22.710	26.315	23.454
3	13:02:12.361	1:10.440	22.365	25.319	22.754
4	13:03:22.054	1:09.693	21.939	25.409	22.343
5	13:04:32.072	1:10.018	22.023	25.484	22.509
6	13:05:41.690	1:09.618	21.961	25.321	22.334
7	13:06:51.034	1:09.344	21.772	25.282	22.288
8	13:08:00.646	1:09.612	21.845	25.382	22.383
9	13:09:10.621	1:09.975	21.889	25.442	22.642
10	13:10:25.947	1:15.326	22.558	26.082	26.684
11	13:11:37.508	1:11.561	22.941	25.816	22.802
12	13:12:48.387	1:10.879	22.564	25.742	22.571
13	13:13:59.358	1:10.971	22.031	25.972	22.966

Lap	Time of Day	Lap Tm	S1 Tm	S2 Tm	S3 Tm
(79) JOSEP PIEDRA JUAN					
1	12:59:47.399			26.680	23.195
2	13:00:58.728	1:11.329	22.391	25.902	23.034
3	13:02:09.920	1:11.192	22.277	25.948	22.965
4	13:03:20.996	1:11.076	22.125	25.815	23.134

Lap	Time of Day	Lap Tm	S1 Tm	S2 Tm	S3 Tm
5	13:04:32.122	1:11.126	21.958	25.939	23.227
6	13:05:43.470	1:11.348	22.443	25.937	22.966
7	13:06:54.808	1:11.338	22.133	26.016	23.187
8	13:08:05.973	1:11.165	22.221	25.833	23.109
9	13:09:17.457	1:11.484	22.231	26.016	23.235
10	13:10:29.019	1:11.562	22.136	26.244	23.180
11	13:11:40.500	1:11.481	22.366	25.990	23.123
12	13:12:51.856	1:11.356	22.076	26.186	23.092
13	13:14:03.239	1:11.383	22.176	26.139	23.066

Lap	Time of Day	Lap Tm	S1 Tm	S2 Tm	S3 Tm
(33) RUBEN RODRIGUEZ DIAZ					
1	12:59:45.518			26.177	22.959
2	13:00:57.768	1:12.250	22.646	26.457	23.145
3	13:02:09.190	1:11.422	22.447	25.996	22.977
4	13:03:20.774	1:11.584	22.553	25.986	23.043
5	13:04:32.682	1:11.908	22.389	26.268	23.249
6	13:05:43.683	1:11.001	22.203	25.974	22.822
7	13:06:55.025	1:11.342	22.316	25.957	23.067
8	13:08:06.168	1:11.143	22.365	25.886	22.890
9	13:09:17.539	1:11.371	22.378	25.907	23.084
10	13:10:29.145	1:11.606	22.601	25.980	23.023
11	13:11:40.745	1:11.600	22.626	25.936	23.036
12	13:12:52.086	1:11.341	22.435	25.830	23.074
13	13:14:03.355	1:11.269	22.352	26.045	22.870

Lap	Time of Day	Lap Tm	S1 Tm	S2 Tm	S3 Tm
(74) AITOR IZQUIERDO ORDAX					
1	12:59:49.231			27.421	23.544
2	13:01:02.118	1:12.887	22.777	26.756	23.352
3	13:02:14.976	1:12.858	22.969	26.424	23.463
4	13:03:28.477	1:13.501	23.327	26.508	23.664
5	13:04:40.898	1:12.421	22.893	26.315	23.211
6	13:05:52.968	1:12.070	22.563	26.258	23.247
7	13:07:04.980	1:12.012	22.546	26.364	23.100
8	13:08:16.825	1:11.845	22.437	26.103	23.303
9	13:09:28.614	1:11.789	22.572	26.073	23.142
10	13:10:41.883	1:13.269	23.655	26.431	23.181
11	13:11:54.197	1:12.314	22.891	26.284	23.137
12	13:13:06.299	1:12.102	22.680	26.289	23.131
13	13:14:17.940	1:11.641	22.310	26.314	23.015

Lap	Time of Day	Lap Tm	S1 Tm	S2 Tm	S3 Tm
(20) CARLOS OLIVE BONCOMPTE					
1	12:59:50.599			27.236	23.838
2	13:01:02.694	1:12.095	22.734	26.192	23.167
3	13:02:15.275	1:12.581	22.934	26.195	23.450
4	13:03:28.492	1:13.217	22.614	26.677	23.924
5	13:04:40.520	1:12.028	22.580	26.211	23.235
6	13:05:52.353	1:11.833	22.277	26.250	23.304
7	13:07:04.240	1:11.887	22.324	26.311	23.250
8	13:08:15.635	1:11.395	22.083	26.006	23.304
9	13:09:28.419	1:12.784	23.098	26.107	23.577
10	13:10:40.829	1:12.410	22.903	26.229	23.276
11	13:11:53.097	1:12.268	22.562	26.353	23.351
12	13:13:05.447	1:12.350	22.404	26.493	23.451
13	13:14:17.956	1:12.509	22.529	26.435	23.543

Lap	Time of Day	Lap Tm	S1 Tm	S2 Tm	S3 Tm
(98) MATHEW FORD DUNN					
1	12:59:47.862			26.692	23.463
2	13:01:00.151	1:12.289	22.811	26.051	23.425
3	13:02:12.369	1:12.218	22.865	26.108	23.243
4	13:03:24.761	1:12.392	22.782	26.029	23.579
5	13:04:37.131	1:12.370	22.885	26.077	23.406
6	13:05:49.749	1:12.618	22.889	26.287	23.440
7	13:07:02.693	1:12.944	23.194	26.278	23.470
8	13:08:15.347	1:12.654	22.781	26.290	23.581
9	13:09:28.324	1:12.977	22.909	26.288	23.778
10	13:10:41.723	1:13.399	23.482	26.615	23.300





Zuera, Camp.España SuperMotard

SuperMotard-3

Circuito Internacional Zuera 1,700 km

Segunda Manga

09/05/2010 13:00

Carrera (12:00 y 2 Vueltas) iniciado a 12:58:30

Lap	Time of Day	Lap Tm	S1 Tm	S2 Tm	S3 Tm
11	13:11:54.068	1:12.345	22.749	26.172	23.422
12	13:13:06.792	1:12.724	23.145	26.329	23.248
13	13:14:18.604	1:11.812	22.440	26.078	23.292

Lap	Time of Day	Lap Tm	S1 Tm	S2 Tm	S3 Tm
2	13:01:05.829	1:13.923	22.809	26.960	24.152
3	13:02:20.692	1:14.863	23.304	27.452	24.105
4	13:03:34.644	1:13.952	23.250	26.878	23.822
5	13:04:50.297	1:15.653	23.882	28.181	23.588
6	13:06:03.377	1:13.080	22.714	26.664	23.700
7	13:07:17.760	1:14.383	23.459	27.201	23.721
8	13:08:31.791	1:14.031	23.207	27.082	23.740
9	13:09:44.793	1:13.002	22.717	26.650	23.633
10	13:10:58.359	1:13.566	22.820	26.953	23.791
11	13:12:12.127	1:13.768	22.921	27.023	23.822
12	13:13:24.928	1:12.801	22.653	26.636	23.510
13	13:14:38.093	1:13.165	22.859	26.694	23.610

(55) NUNO MIGUEL LOPES PINTO

1	12:59:48.998			27.401	23.550
2	13:01:01.920	1:12.922	22.861	26.404	23.655
3	13:02:16.171	1:14.251	24.212	26.614	23.423
4	13:03:28.905	1:12.734	22.988	26.410	23.334
5	13:04:41.347	1:12.442	22.853	26.365	23.222
6	13:05:54.394	1:13.047	23.305	26.440	23.300
7	13:07:06.308	1:11.914	22.553	26.155	23.204
8	13:08:18.111	1:11.803	22.309	26.211	23.281
9	13:09:29.675	1:11.564	22.348	26.127	23.087
10	13:10:43.208	1:13.533	23.796	26.528	23.207
11	13:11:55.046	1:11.838	23.061	25.953	22.822
12	13:13:06.943	1:11.897	22.402	26.275	23.218
13	13:14:18.850	1:11.907	22.564	26.010	23.331

(57) JOEL BERNADES BORDA

1	12:59:53.948				28.394	24.453
2	13:01:08.868	1:14.920	23.625	27.400	23.893	
3	13:02:23.003	1:14.135	23.337	26.984	23.812	
4	13:03:37.602	1:14.599	23.403	27.056	24.138	
5	13:04:52.196	1:14.594	23.057	27.853	23.682	
6	13:06:06.400	1:14.204	23.234	27.147	23.821	
7	13:07:19.536	1:13.136	22.783	26.845	23.506	
8	13:08:32.727	1:13.191	22.949	26.789	23.451	
9	13:09:46.083	1:13.356	22.849	26.782	23.723	
10	13:10:59.309	1:13.226	23.134	26.752	23.338	
11	13:12:12.771	1:13.462	22.703	26.946	23.811	
12	13:13:25.727	1:12.956	22.534	26.785	23.635	
13	13:14:38.809	1:13.082	22.616	26.821	23.643	

(78) JORDI MOLAS TORRAS

1	12:59:50.221			27.482	23.779
2	13:01:03.923	1:13.702	23.306	26.651	23.743
3	13:02:17.127	1:13.204	22.989	26.538	23.675
4	13:03:30.111	1:12.984	22.869	26.591	23.522
5	13:04:43.117	1:13.006	22.698	26.567	23.739
6	13:05:56.819	1:13.702	22.999	26.886	23.815
7	13:07:10.452	1:13.633	22.988	26.822	23.821
8	13:08:22.912	1:12.460	22.518	26.385	23.555
9	13:09:35.876	1:12.964	22.707	26.593	23.662
10	13:10:49.309	1:13.433	23.009	26.626	23.796
11	13:12:02.777	1:13.468	23.123	26.511	23.832
12	13:13:16.145	1:13.368	22.597	26.791	23.978
13	13:14:30.413	1:14.268	23.082	27.222	23.962

(26) VICENTE JUAN MATA

1	12:59:51.139				27.515	23.861
2	13:01:05.388	1:14.249	23.052	27.008	24.187	
3	13:02:20.565	1:15.177	23.458	27.594	24.123	
4	13:03:34.569	1:14.004	23.168	26.912	23.922	
5	13:04:48.945	1:14.376	23.358	27.054	23.962	
6	13:06:03.219	1:14.274	23.011	26.972	24.289	
7	13:07:17.607	1:14.388	23.324	27.258	23.804	
8	13:08:31.611	1:14.004	23.095	26.913	23.994	
9	13:09:45.943	1:14.332	23.518	26.836	23.976	
10	13:10:59.901	1:13.958	23.373	27.047	23.536	
11	13:12:13.063	1:13.162	22.850	26.650	23.660	
12	13:13:26.218	1:13.155	23.170	26.517	23.466	
13	13:14:45.694	1:19.476	23.435	27.013	29.026	

(21) JOAN SARADANYONS COLOMINA

1	12:59:51.483			27.602	23.888
2	13:01:05.527	1:14.044	23.001	26.902	24.139
3	13:02:19.224	1:13.697	23.011	26.874	23.810
4	13:03:32.589	1:13.365	22.759	26.751	23.853
5	13:04:46.526	1:13.937	22.932	26.773	24.230
6	13:06:00.651	1:14.125	23.114	26.930	24.079
7	13:07:13.890	1:13.239	22.875	26.649	23.713
8	13:08:27.013	1:13.123	22.418	26.871	23.832
9	13:09:41.111	1:14.098	22.889	27.243	23.964
10	13:10:54.755	1:13.644	22.893	26.923	23.826
11	13:12:08.712	1:13.957	23.106	27.073	23.776
12	13:13:21.897	1:13.185	22.352	26.834	23.997
13	13:14:36.790	1:14.893	22.976	27.309	24.606

(77) IVAN SEGURA SABADO

1	12:59:53.687				28.411	24.473
2	13:01:08.572	1:14.885	23.591	27.413	23.879	
3	13:02:22.781	1:14.209	23.336	26.927	23.944	
4	13:03:36.410	1:13.629	23.041	26.910	23.676	
5	13:04:51.091	1:14.681	23.276	27.709	23.694	
6	13:06:05.009	1:13.918	23.043	26.840	24.033	
7	13:07:18.858	1:13.849	22.960	27.136	23.751	
8	13:08:33.757	1:14.899	23.443	27.688	23.766	
9	13:09:47.831	1:14.074	23.077	27.001	23.994	
10	13:11:02.538	1:14.707	23.461	27.216	24.028	
11	13:12:17.500	1:14.962	23.414	27.330	24.216	
12	13:13:32.868	1:15.368	23.351	27.488	24.527	
13	13:14:48.818	1:15.950	23.403	27.867	24.678	

(61) MANUEL FERRER COLOMINA

1	12:59:48.756			27.089	23.713
2	13:01:01.839	1:13.083	22.517	26.836	23.728
3	13:02:15.061	1:13.222	22.954	26.531	23.735
4	13:03:28.980	1:13.919	22.703	26.661	24.553
5	13:04:42.825	1:13.845	23.104	26.928	23.811
6	13:05:56.485	1:13.660	23.069	26.723	23.866
7	13:07:11.103	1:14.618	23.191	27.101	24.324
8	13:08:24.987	1:13.884	23.208	26.783	23.891
9	13:09:38.870	1:13.883	23.057	26.632	24.192
10	13:10:54.318	1:15.448	23.976	27.103	24.367
11	13:12:09.117	1:14.799	23.568	27.299	23.930
12	13:13:23.226	1:14.109	23.069	27.020	24.018
13	13:14:38.062	1:14.836	23.012	27.333	24.489

(19) JAVIER GARCIA-MUÑOZ MENENDEZ

1	13:00:01.612				27.043	24.280
2	13:01:15.364	1:13.752	23.134	26.786	23.830	
3	13:02:44.984	1:29.620	38.297	27.038	24.283	
4	13:03:58.935	1:13.951	23.000	26.844	24.105	
5	13:05:13.362	1:14.427	23.103	27.323	23.999	
6	13:06:27.460	1:14.098	23.082	26.912	24.102	
7	13:07:40.723	1:13.263	22.582	26.800	23.879	

(90) VICTOR LATORRE USAN

1	12:59:51.906			27.569	24.061
---	--------------	--	--	--------	--------





Zuera, Camp.España SuperMotard

SuperMotard-3

Circuito Internacional Zuera 1,700 km

Segunda Manga

09/05/2010 13:00

Carrera (12:00 y 2 Vueltas) iniciado a 12:58:30

Lap	Time of Day	Lap Tm	S1 Tm	S2 Tm	S3 Tm
8	13:08:54.081	1:13.358	22.581	26.978	23.797
9	13:10:07.964	1:13.883	22.814	26.967	24.100
10	13:11:22.809	1:14.845	23.000	27.302	24.541
11	13:12:37.438	1:14.629	22.883	27.427	24.317
12	13:13:52.380	1:14.942	23.353	27.182	24.405

(46) ISAAC COUSO ALONSO

1	12:59:56.551			29.314	25.476
2	13:01:14.423	1:17.872	24.572	28.359	24.939
3	13:02:33.222	1:18.799	24.752	28.628	25.417
4	13:03:51.457	1:18.235	24.807	28.410	25.016
5	13:05:09.053	1:17.596	24.245	28.570	24.779
6	13:06:25.768	1:16.715	24.034	27.950	24.729
7	13:07:41.884	1:16.116	23.748	27.799	24.567
8	13:08:59.185	1:17.301	24.278	28.283	24.738
9	13:10:16.730	1:17.545	24.078	28.313	25.152
10	13:11:35.986	1:19.256	24.538	29.586	25.130
11	13:12:57.000	1:21.014	26.200	29.935	24.877
12	13:14:15.397	1:18.397	24.576	28.750	25.069

(27) ABEL CLIVILLE MAURICI

1	12:59:52.571			28.108	24.358
2	13:01:06.714	1:14.143	23.428	26.768	23.945
3	13:02:21.573	1:14.859	23.660	26.980	24.217
4	13:03:36.975	1:15.402	23.367	28.108	23.925
5	13:04:54.102	1:17.127	24.442	28.412	24.271
6	13:06:10.390	1:16.288	23.821	27.699	24.766
7	13:07:26.676	1:16.286	23.894	27.893	24.497
8	13:08:45.374	1:18.698	24.249	28.269	26.178
9	13:10:15.305	1:29.931	26.339	33.290	30.300
10	13:12:19.734	2:04.429	37.184	42.677	44.566
11	13:14:19.635	1:59.901	31.797	50.980	37.122

(7) DIEGO GRANDE BRIONES

1	12:59:54.544			28.148	24.190
2	13:01:10.406	1:15.862	24.281	27.552	24.027
3	13:02:25.228	1:14.822	23.817	27.206	23.797
4	13:03:41.439	1:16.211	24.247	27.420	24.542
5	13:04:59.445	1:18.006	24.422	28.421	25.161
6	13:06:19.460	1:20.015	25.152	28.853	26.008
7	13:07:41.324	1:21.864	25.722	29.438	26.702
8	13:09:03.860	1:22.536	25.937	29.135	27.462
9	13:10:38.800	1:34.940	26.816	36.628	31.494
10	13:12:31.705	1:52.905	39.233	39.357	34.313
11	13:14:30.045	1:58.340	37.556	40.842	39.940

(69) JUAN CARLOS AGUILAR MILLAN

1	13:00:24.512			31.261	26.948
2	13:01:47.534	1:23.022	26.506	30.029	26.485
3	13:03:10.393	1:22.859	26.226	29.642	26.989
4	13:04:38.267	1:27.874	26.881	33.839	27.152
5	13:06:07.031	1:28.764	28.686	31.636	28.440
6	13:07:33.111	1:26.080	28.817	30.728	26.533
7	13:08:56.234	1:23.123	26.072	29.979	27.070
8	13:10:23.090	1:26.856	26.692	30.862	29.300
9	13:11:48.298	1:25.208	29.500	29.268	26.438
10	13:13:13.951	1:25.653	26.470	32.098	27.083
11	13:14:45.477	1:31.526	26.390	30.381	34.753

(17) FRANCISCO FERNANDEZ RODRIGUEZ-VARELA

1	12:59:46.058			25.789	23.031
2	13:00:56.814	1:10.756	22.343	25.961	22.450
3	13:02:06.956	1:10.142	22.117	25.567	22.456
4	13:03:17.054	1:10.098	22.127	25.392	22.577
5	13:04:28.001	1:10.947	22.441	25.922	22.582
6	13:05:38.792	1:10.791	22.038	26.029	22.722

Lap	Time of Day	Lap Tm	S1 Tm	S2 Tm	S3 Tm
7	13:06:48.932	1:10.140	21.936	25.559	22.643
8	13:07:59.810	1:10.878	22.099	25.699	23.078
9	13:09:10.425	1:10.615	22.272	25.703	22.638

(18) RAUL PERALES SALVADOR

1	12:59:52.078			28.062	23.491
2	13:01:06.059	1:13.981	23.558	26.348	24.073
3	13:02:21.009	1:14.950	23.570	27.135	24.243
4	13:03:35.008	1:13.999	23.419	26.665	23.913

(16) IVAN ROMERO GARCIA

1	13:00:04.881			28.275	23.135
2	13:01:15.415	1:10.534	22.408	25.699	22.425
3	13:02:25.823	1:10.408	22.098	25.791	22.517
4	13:03:36.426	1:10.603	21.973	25.716	22.912



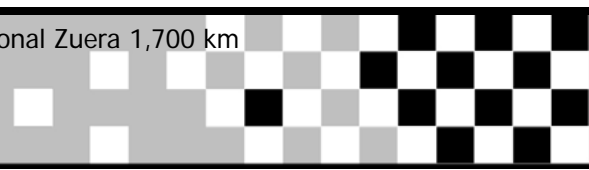


Zuera, Camp.España SuperMotard

SuperMotard-3

Circuito Internacional Zuera 1,700 km

Final SM-3



Pos.	Nº	Nombre	Total puntos	1ªM	2ªM	Marca	Club
SM3							
1	48	JAVIER GONZALEZ MATEO	50	25	25		Mc Manresa
2	79	JOSEP PIEDRA JUAN	27	11	16	HONDA	
3	74	AITOR IZQUIERDO ORDAX	27	16	11	HUSABERG	
4	33	RUBEN RODRIGUEZ DIAZ	26	13	13	SUZUKI	Gm Molins
5	11	JOSE FRANCISCO GARCIA GONZALEZ	20	0	20		Moto Club Aljarafe
6	17	FRANCISCO FERNANDEZ RODRIGUEZ-VARELA	20	20	0	HONDA	Vallisoletano Mc.
7	21	JOAN SARADANYONS COLOMINA	19	10	9		
8	20	CARLOS OLIVE BONCOMPTE	18	8	10	HONDA	
9	57	JOEL BERNADES BORDA	15	7	8	SUZUKI	Mc Lleida
10	19	JAVIER GARCIA-MUÑIZ MENENDEZ	15	9	6	HONDA	Mc. Villaviciosa
11	46	ISAAC COUSO ALONSO	10	5	5	SUZUKI	Mc. Villaviciosa
12	27	ABEL CLIVILLE MAURICI	10	6	4		Mc Móra d'Ebre
13	26	VICENTE JUAN MATA	7	0	7	HONDA	
14	7	DIEGO GRANDE BRIONES	3	0	3	BMW	110 Octanos
15	16	IVAN ROMERO GARCIA	0	0	0	KTM	

SM30							
1	13	AITOR MARTINEZ ELORZA	50	25	25		Mx.racing
2	76	LUIS CARLOS MAUREL HERRERA	40	20	20		Mc. Zuera
3	98	MATHEW FORD DUNN	32	16	16	HONDA	
4	55	NUNO MIGUEL LOPES PINTO	26	13	13	HONDA	
5	78	JORDI MOLAS TORRAS	22	11	11	KTM	C Pocket Bike Osona
6	61	MANUEL FERRER COLOMINA	19	9	10	SUZUKI	
7	90	VICTOR LATORRE USAN	19	10	9		
8	77	IVAN SEGURA SABADO	15	7	8	HONDA	C.M. Alcañiz
9	69	JUAN CARLOS AGUILAR MILLAN	13	6	7	HONDA	
10	18	RAUL PERALES SALVADOR	8	8	0	SUZUKI	




Zuera, Camp.España SuperMotard

SuperMotard-3

Circuito Internacional Zuera 1,700 km

Final SM-3- Scrach



Pos.	Nº	Nombre	Total puntos	1ªM	2ªM	Marca	Club
1	48	JAVIER GONZALEZ MATEO	50	25	25		Mc Manresa
2	13	AITOR MARTINEZ ELORZA	36	20	16		Mx.racing
3	76	LUIS CARLOS MAUREL HERRERA	26	13	13		Mc. Zuera
4	11	JOSE FRANCISCO GARCIA GONZALEZ	20	0	20		Moto Club Aljarafe
5	74	AITOR IZQUIERDO ORDAX	19	10	9	HUSABERG	
6	98	MATHEW FORD DUNN	18	11	7	HONDA	
7	79	JOSEP PIEDRA JUAN	17	6	11	HONDA	
8	33	RUBEN RODRIGUEZ DIAZ	17	7	10	SUZUKI	Gm Molins
9	17	FRANCISCO FERNANDEZ RODRIGUEZ-VARELA	16	16	0	HONDA	Vallisoletano Mc.
10	55	NUNO MIGUEL LOPES PINTO	15	9	6	HONDA	
11	78	JORDI MOLAS TORRAS	13	8	5	KTM	C Pocket Bike Osona
12	20	CARLOS OLIVE BONCOMPTE	9	1	8	HONDA	
13	90	VICTOR LATORRE USAN	7	5	2		
14	21	JOAN SARADANYONS COLOMINA	7	3	4		
15	61	MANUEL FERRER COLOMINA	7	4	3	SUZUKI	
16	19	JAVIER GARCIA-MUÑIZ MENENDEZ	2	2	0	HONDA	Mc. Villaviciosa
17	57	JOEL BERNADES BORDA	1	0	1	SUZUKI	Mc Lleida
18	26	VICENTE JUAN MATA	0	0	0	HONDA	
19	77	IVAN SEGURA SABADO	0	0	0	HONDA	C.M. Alcañiz
20	46	ISAAC COUSO ALONSO	0	0	0	SUZUKI	Mc. Villaviciosa
21	27	ABEL CLIVILLE MAURICI	0	0	0		Mc Móra d´Ebre
22	7	DIEGO GRANDE BRIONES	0	0	0	BMW	110 Octanos
23	69	JUAN CARLOS AGUILAR MILLAN	0	0	0	HONDA	
24	18	RAUL PERALES SALVADOR	0	0	0	SUZUKI	
25	16	IVAN ROMERO GARCIA	0	0	0	KTM	

