

PIRELLI SERIES SUPERSTOCK

Clasificado por mejor tiempo de vuelta

600 SERIES

MOTORLAND ARAGON 5,200 km

CRONO 1

17/10/2009 09:00

Clasificación (28:30 Tiempo) iniciado a 9:01:38

Pos.	Nº	Nombre	Clase	Mejor Tm f. resp. 1º	En Vuelta	Vueltas	Total Tº	
1	21	ADRIAN MENCHEN	600 SERIES	2:06.997		3	4	26:30.021
2	23	MIGUEL TORRALBO	600 SERIES	2:08.363	1.366	9	9	28:45.380
3	24	JAUME FERRER	600 SERIES	2:10.342	3.345	2	3	19:51.197
4	15	ERIK ROBLES	600 SERIES	2:11.388	4.391	6	7	24:46.439
5	37	DAVID PROS	600 SERIES	2:12.640	5.643	2	3	18:22.857

PIRELLI SERIES SUPERSTOCK

600 SERIES

MOTORLAND ARAGON 5,200 km

CRONO 1

17/10/2009 09:00

Clasificación (28:30 Tiempo) iniciado a 9:01:38

Vuelta	empo de vuelta	Dif. resp. 1°	Hora del día
(21) ADRIAN MENCHEN			
1	2:16.335	+9.338	9:21:38.705
2	2:07.189	+0.192	9:23:45.894
3	2:06.997		9:25:52.891
p4	2:15.944	+8.947	9:28:08.835

Vuelta	empo de vuelta	Dif. resp. 1°	Hora del día
(23) MIGUEL TORRALBO			
1	2:13.339	+4.976	9:06:24.727
2	2:36.802	+28.439	9:09:01.529
3	2:09.863	+1.500	9:11:11.392
4	3:00.474	+52.111	9:14:11.866
5	2:45.068	+36.705	9:16:56.934
6	2:09.247	+0.884	9:19:06.181
p7	2:31.307	+22.944	9:21:37.488
8	6:38.343	+4:29.980	9:28:15.831
9	2:08.363		9:30:24.194

Vuelta	empo de vuelta	Dif. resp. 1°	Hora del día
(24) JAUME FERRER			
1	2:13.870	+3.528	9:16:54.509
2	2:10.342		9:19:04.851
p3	2:25.160	+14.818	9:21:30.011

Vuelta	empo de vuelta	Dif. resp. 1°	Hora del día
(15) ERIK ROBLES			
1	4:27.824	+2:16.436	9:10:12.156
p2	2:50.363	+38.975	9:13:02.519
3	3:59.337	+1:47.949	9:17:01.856
4	2:20.053	+8.665	9:19:21.909
5	2:17.252	+5.864	9:21:39.161
6	2:11.388		9:23:50.549
p7	2:34.704	+23.316	9:26:25.253

Vuelta	empo de vuelta	Dif. resp. 1°	Hora del día
(37) DAVID PROS			
1	2:15.015	+2.375	9:15:08.885
2	2:12.640		9:17:21.525
p3	2:40.146	+27.506	9:20:01.671

Vuelta empo de vuelta Dif. resp. 1° Hora del día

Vuelta empo de vuelta Dif. resp. 1° Hora del día

PIRELLI SERIES SUPERSTOCK

Clasificado por mejor tiempo de vuelta

600 SERIES

MOTORLAND ARAGON 5,200 km

CRONO 2

17/10/2009 11:00

Clasificación (30:00 Tiempo) iniciado a 11:00:00

Pos.	Nº	Nombre	Clase	Mejor Tm f. resp. 1º	En Vuelta	Vueltas	Total Tº
1	24	JAUME FERRER	600 SERIES	2:05.837		6	18:38.598
2	23	MIGUEL TORRALBO	600 SERIES	2:07.370	1.533	11	32:33.468
3	15	ERIK ROBLES	600 SERIES	2:08.120	2.283	7	25:54.704
4	21	ADRIAN MENCHEN	600 SERIES	2:09.061	3.224	3	12:17.793
5	37	DAVID PROS	600 SERIES	2:09.406	3.569	6	19:03.467

PIRELLI SERIES SUPERSTOCK

600 SERIES

MOTORLAND ARAGON 5,200 km

CRONO 2

17/10/2009 11:00

Clasificación (30:00 Tiempo) iniciado a 11:00:00

Vuelta	empo de vuelta	Dif. resp. 1°	Hora del día
(24) JAUME FERRER			
1	2:05.837		11:05:47.579
p2	2:15.891	+10.054	11:08:03.470
3	3:51.560	+1:45.723	11:11:55.030
4	2:08.111	+2.274	11:14:03.141
5	2:07.017	+1.180	11:16:10.158
p6	2:28.994	+23.157	11:18:39.152

Vuelta	empo de vuelta	Dif. resp. 1°	Hora del día
(23) MIGUEL TORRALBO			
1	2:08.092	+0.722	11:05:47.473
2	2:07.713	+0.343	11:07:55.186
3	2:14.450	+7.080	11:10:09.636
4	2:44.941	+37.571	11:12:54.577
5	2:08.319	+0.949	11:15:02.896
p6	2:26.647	+19.277	11:17:29.543
7	5:16.782	+3:09.412	11:22:46.325
8	2:09.084	+1.714	11:24:55.409
9	2:07.370		11:27:02.779
10	2:07.736	+0.366	11:29:10.515
p11	3:23.507	+1:16.137	11:32:34.022

Vuelta	empo de vuelta	Dif. resp. 1°	Hora del día
(15) ERIK ROBLES			
1	2:09.175	+1.055	11:05:44.784
2	2:08.120		11:07:52.904
p3	2:26.448	+18.328	11:10:19.352
p4	5:32.003	+3:23.883	11:15:51.355
5	5:00.983	+2:52.863	11:20:52.338
6	2:18.322	+10.202	11:23:10.660
p7	2:44.598	+36.478	11:25:55.258

Vuelta	empo de vuelta	Dif. resp. 1°	Hora del día
(21) ADRIAN MENCHEN			
1	2:09.061		11:07:43.914
2	2:10.922	+1.861	11:09:54.836
p3	2:23.511	+14.450	11:12:18.347

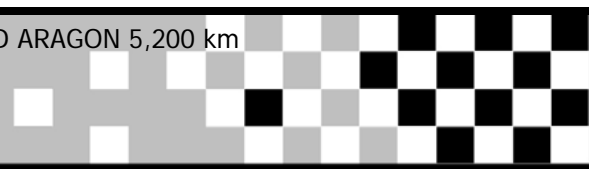
Vuelta	empo de vuelta	Dif. resp. 1°	Hora del día
(37) DAVID PROS			
1	2:09.406		11:05:28.037
p2	2:28.036	+18.630	11:07:56.073
3	4:15.525	+2:06.119	11:12:11.598
4	2:10.391	+0.985	11:14:21.989
5	2:11.549	+2.143	11:16:33.538
p6	2:30.483	+21.077	11:19:04.021

PIRELLI SERIES SUPERSTOCK

600 SERIES

MOTORLAND ARAGON 5,200 km

SCRATCH 600



Pos.	N°	Nombre	Clase	Mejor T° total	Dif. resp. 1°	R1. Mejor Tm	R2. Mejor Tm
1	24	JAUME FERRER	600 SERIES	2:05.837		2:10.342	2:05.837
2	21	ADRIAN MENCHEN	600 SERIES	2:06.997	1.160	2:06.997	2:09.061
3	23	MIGUEL TORRALBO	600 SERIES	2:07.370	1.533	2:08.363	2:07.370
4	15	ERIK ROBLES	600 SERIES	2:08.120	2.283	2:11.388	2:08.120
5	37	DAVID PROS	600 SERIES	2:09.406	3.569	2:12.640	2:09.406

PIRELLI SERIES SUPERSTOCK

Clasificado por mejor tiempo de vuelta

600 SERIES

MOTORLAND ARAGON 5,200 km

CRONO 1

17/10/2009 09:00

Clasificación (28:30 Tiempo) iniciado a 9:01:38

Pos.	Nº	Nombre	Clase	Mejor Tm f. resp. 1º	En Vuelta	Vueltas	Total Tº	
1	21	ADRIAN MENCHEN	600 SERIES	2:06.997		3	4	26:30.021
2	23	MIGUEL TORRALBO	600 SERIES	2:08.363	1.366	9	9	28:45.380
3	24	JAUME FERRER	600 SERIES	2:10.342	3.345	2	3	19:51.197
4	15	ERIK ROBLES	600 SERIES	2:11.388	4.391	6	7	24:46.439
5	37	DAVID PROS	600 SERIES	2:12.640	5.643	2	3	18:22.857

PIRELLI SERIES SUPERSTOCK

Clasificado por mejor tiempo de vuelta

600 SERIES

MOTORLAND ARAGON 5,200 km

CRONO 2

17/10/2009 11:00

Clasificación (30:00 Tiempo) iniciado a 11:00:00

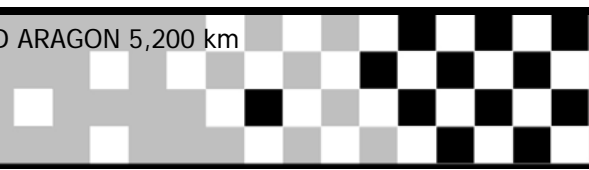
Pos.	Nº	Nombre	Clase	Mejor Tm	f. resp.	1º	En Vuelta	Vueltas	Total Tº
1	24	JAUME FERRER	600 SERIES	2:05.837			1	6	18:38.598
2	23	MIGUEL TORRALBO	600 SERIES	2:07.370	1.533		9	11	32:33.468
3	15	ERIK ROBLES	600 SERIES	2:08.120	2.283		2	7	25:54.704
4	21	ADRIAN MENCHEN	600 SERIES	2:09.061	3.224		1	3	12:17.793
5	37	DAVID PROS	600 SERIES	2:09.406	3.569		1	6	19:03.467

PIRELLI SERIES SUPERSTOCK

600 SERIES

MOTORLAND ARAGON 5,200 km

SCRATCH 600



Pos.	N°	Nombre	Clase	Mejor T° total	Dif. resp. 1°	R1. Mejor Tm	R2. Mejor Tm
1	24	JAUME FERRER	600 SERIES	2:05.837		2:10.342	2:05.837
2	21	ADRIAN MENCHEN	600 SERIES	2:06.997	1.160	2:06.997	2:09.061
3	23	MIGUEL TORRALBO	600 SERIES	2:07.370	1.533	2:08.363	2:07.370
4	15	ERIK ROBLES	600 SERIES	2:08.120	2.283	2:11.388	2:08.120
5	37	DAVID PROS	600 SERIES	2:09.406	3.569	2:12.640	2:09.406

PIRELLI SERIES SUPERSTOCK
Clasificado por mejor tiempo de vuelta

600 DINOS

MOTORLAND ARAGON 5,200 km

CRONO 1

17/10/2009 09:40

Clasificación (30:00 Tiempo) iniciado a 9:40:00

Pos.	Nº	Nombre	Clase	Mejor Tm f. resp. 1º	En Vuelta	Vueltas	Total Tº	
1	8	JUAN DANIEL TOBAR	600 DINOS OPEN	2:11.077		5	7	26:22.560
2	32	EDU ROS	600 DINOS OPEN	2:11.713	0.636	5	8	27:29.803
3	25	DANIEL SALVAT	600 DINOS	2:12.915	1.838	3	9	32:16.101
4	10	IVAN SANCHEZ	600 DINOS OPEN	2:13.198	2.121	8	9	31:26.727
5	21	MARIO PRINCEP	600 DINOS OPEN	2:14.222	3.145	4	5	19:54.234
6	34	JESUS MELERO	600 DINOS OPEN	2:15.748	4.671	3	5	20:07.221
7	18	KOLDO ALONSO	600 DINOS	2:16.385	5.308	7	10	31:02.696
8	5	JERONI MIRALBES	600 DINOS	2:17.077	6.000	4	5	30:36.446
9	11	ADAM CUSI	600 DINOS	2:17.708	6.631	3	9	30:28.093
10	15	AMPARO RIOS	600 DINOS	2:18.356	7.279	5	6	25:26.982
11	7	GUMY SEPULVEDA	600 DINOS	2:18.643	7.566	8	9	26:13.114
12	35	JOAO ALEXANDRE	600 DINOS	2:19.068	7.991	2	3	32:16.814
13	3	JESUS ROMANOS	600 DINOS	2:19.206	8.129	7	9	31:08.292
14	27	FRANCISCO J PALAU	600 DINOS	2:20.009	8.932	6	7	25:22.838
15	4	MARCO ROMANELLI	600 DINOS	2:21.550	10.473	2	3	19:28.851
16	13	MAR ACEBES	600 DINOS	2:23.324	12.247	9	9	31:09.856
17	29	ALEJANDRO RAHALI	600 DINOS	2:26.364	15.287	5	5	21:24.032
18	2	GABRIEL SANTAMARIA	600 DINOS	2:28.375	17.298	4	5	19:52.134
19	19	SALVADOR CAMARA	600 DINOS OPEN			0		
20	20	SERGI SEGARRA	600 DINOS			0		

PIRELLI SERIES SUPERSTOCK

Clasificado por mejor tiempo de vuelta

600 DINOS

MOTORLAND ARAGON 5,200 km

CRONO 2

17/10/2009 11:40

Clasificación (30:00 Tiempo) iniciado a 11:40:00

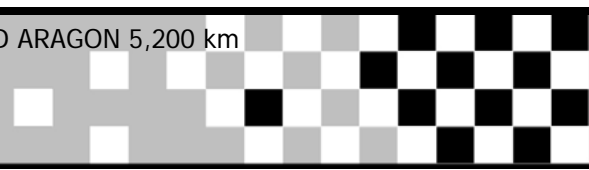
Pos.	Nº	Nombre	Clase	Mejor Tm f. resp. 1º	En Vuelta	Vueltas	Total Tº	
1	32	EDU ROS	600 DINOS OPEN	2:07.761		9	10	27:47.986
2	20	SERGI SEGARRA	600 DINOS	2:07.893	0.132	9	10	29:50.819
3	34	JESUS MELERO	600 DINOS OPEN	2:08.878	1.117	4	6	19:14.809
4	25	DANIEL SALVAT	600 DINOS	2:09.539	1.778	7	8	24:18.124
5	21	MARIO PRINCEP	600 DINOS OPEN	2:09.967	2.206	3	7	18:51.904
6	8	JUAN DANIEL TOBAR	600 DINOS OPEN	2:10.238	2.477	1	5	22:53.052
7	10	IVAN SANCHEZ	600 DINOS OPEN	2:12.611	4.850	5	11	32:11.404
8	18	KOLDO ALONSO	600 DINOS	2:12.972	5.211	3	10	31:04.147
9	11	ADAM CUSI	600 DINOS	2:13.116	5.355	9	12	32:17.913
10	5	JERONI MIRALBES	600 DINOS	2:13.817	6.056	5	10	31:03.082
11	7	GUMY SEPULVEDA	600 DINOS	2:14.599	6.838	10	10	30:47.128
12	35	JOAO ALEXANDRE	600 DINOS	2:15.112	7.351	6	7	30:12.816
13	19	SALVADOR CAMARA	600 DINOS OPEN	2:15.246	7.485	7	10	30:34.385
14	29	ALEJANDRO RAHALI	600 DINOS	2:15.642	7.881	10	10	31:04.530
15	15	AMPARO RIOS	600 DINOS	2:16.613	8.852	7	8	25:57.375
16	27	FRANCISCO J PALAU	600 DINOS	2:17.019	9.258	3	7	31:34.287
17	3	JESUS ROMANOS	600 DINOS	2:17.309	9.548	4	10	30:27.007
18	2	GABRIEL SANTAMARIA	600 DINOS	2:20.302	12.541	6	7	25:11.980
19	13	MAR ACEBES	600 DINOS	2:21.206	13.445	3	10	28:52.434
20	4	MARCO ROMANELLI	600 DINOS	2:21.805	14.044	5	6	21:24.279

PIRELLI SERIES SUPERSTOCK

600 DINOS

MOTORLAND ARAGON 5,200 km

SCRATCH 600 DINOS



Pos.	N°	Nombre	Clase	Mejor T° total	Dif. resp. 1°	R1. Mejor Tm	R2. Mejor Tm
1	32	EDU ROS	600 DINOS OPEN	2:07.761		2:11.713	2:07.761
2	20	SERGI SEGARRA	600 DINOS	2:07.893	0.132		2:07.893
3	34	JESUS MELERO	600 DINOS OPEN	2:08.878	1.117	2:15.748	2:08.878
4	25	DANIEL SALVAT	600 DINOS	2:09.539	1.778	2:12.915	2:09.539
5	21	MARIO PRINCEP	600 DINOS OPEN	2:09.967	2.206	2:14.222	2:09.967
6	8	JUAN DANIEL TOBAR	600 DINOS OPEN	2:10.238	2.477	2:11.077	2:10.238
7	10	IVAN SANCHEZ	600 DINOS OPEN	2:12.611	4.850	2:13.198	2:12.611
8	18	KOLDO ALONSO	600 DINOS	2:12.972	5.211	2:16.385	2:12.972
9	11	ADAM CUSI	600 DINOS	2:13.116	5.355	2:17.708	2:13.116
10	5	JERONI MIRALBES	600 DINOS	2:13.817	6.056	2:17.077	2:13.817
11	7	GUMY SEPULVEDA	600 DINOS	2:14.599	6.838	2:18.643	2:14.599
12	35	JOAO ALEXANDRE	600 DINOS	2:15.112	7.351	2:19.068	2:15.112
13	19	SALVADOR CAMARA	600 DINOS OPEN	2:15.246	7.485		2:15.246
14	29	ALEJANDRO RAHALI	600 DINOS	2:15.642	7.881	2:26.364	2:15.642
15	15	AMPARO RIOS	600 DINOS	2:16.613	8.852	2:18.356	2:16.613
16	27	FRANCISCO J PALAU	600 DINOS	2:17.019	9.258	2:20.009	2:17.019
17	3	JESUS ROMANOS	600 DINOS	2:17.309	9.548	2:19.206	2:17.309
18	2	GABRIEL SANTAMARIA	600 DINOS	2:20.302	12.541	2:28.375	2:20.302
19	13	MAR ACEBES	600 DINOS	2:21.206	13.445	2:23.324	2:21.206
20	4	MARCO ROMANELLI	600 DINOS	2:21.550	13.789	2:21.550	2:21.805

PIRELLI SERIES SUPERSTOCK

600 SER/DIN

MOTORLAND ARAGON 5,200 km

SCRATCH 600/600DINOS

Pos.	N°	Nombre	Clase	Mejor T° total	Dif. resp. 1°	M1. Mejor Tm	M2. Mejor Tm
600 DINOS							
1	20	SERGI SEGARRA	600 DINOS	2:07.893	2.056	2:07.893	
2	25	DANIEL SALVAT	600 DINOS	2:09.539	3.702	2:09.539	
3	18	KOLDO ALONSO	600 DINOS	2:12.972	7.135	2:12.972	
4	11	ADAM CUSI	600 DINOS	2:13.116	7.279	2:13.116	
5	5	JERONI MIRALBES	600 DINOS	2:13.817	7.980	2:13.817	
6	7	GUMY SEPULVEDA	600 DINOS	2:14.599	8.762	2:14.599	
7	35	JOAO ALEXANDRE	600 DINOS	2:15.112	9.275	2:15.112	
8	29	ALEJANDRO RAHALI	600 DINOS	2:15.642	9.805	2:15.642	
9	15	AMPARO RIOS	600 DINOS	2:16.613	10.776	2:16.613	
10	27	FRANCISCO J PALAU	600 DINOS	2:17.019	11.182	2:17.019	
11	3	JESUS ROMANOS	600 DINOS	2:17.309	11.472	2:17.309	
12	2	GABRIEL SANTAMARIA	600 DINOS	2:20.302	14.465	2:20.302	
13	13	MAR ACEBES	600 DINOS	2:21.206	15.369	2:21.206	
14	4	MARCO ROMANELLI	600 DINOS	2:21.550	15.713	2:21.550	
600 DINOS OPEN							
1	32	EDU ROS	600 DINOS OPEN	2:07.761	1.924	2:07.761	
2	34	JESUS MELERO	600 DINOS OPEN	2:08.878	3.041	2:08.878	
3	21	MARIO PRINCEP	600 DINOS OPEN	2:09.967	4.130	2:09.967	
4	8	JUAN DANIEL TOBAR	600 DINOS OPEN	2:10.238	4.401	2:10.238	
5	10	IVAN SANCHEZ	600 DINOS OPEN	2:12.611	6.774	2:12.611	
6	19	SALVADOR CAMARA	600 DINOS OPEN	2:15.246	9.409	2:15.246	
600 SERIES							
1	24	JAUME FERRER	600 SERIES	2:05.837			2:05.837
2	21	ADRIAN MENCHEN	600 SERIES	2:06.997	1.160		2:06.997
3	23	MIGUEL TORRALBO	600 SERIES	2:07.370	1.533		2:07.370
4	15	ERIK ROBLES	600 SERIES	2:08.120	2.283		2:08.120
5	37	DAVID PROS	600 SERIES	2:09.406	3.569		2:09.406

PIRELLI SERIES SUPERSTOCK
Clasificado por vueltas

600 SER/DIN

MOTORLAND ARAGON 5,200 km

1 MANGA

17/10/2009 13:30

Carrera (10 Vueltas) iniciado a 13:33:15

Pos.	Nº	Nombre	Clase	Vueltas	Dif. resp. 1º	Dif. resp. anterior	Total Tº	Mejor Tm	En Vuelta	Puntos
1	24	JAUME FERRER	600 SERIES	10			20:43.722	2:03.120	10	60
2	15	ERIK ROBLES	600 SERIES	10	0.402	0.402	20:44.124	2:03.527	8	50
3	37	DAVID PROS	600 SERIES	10	12.174	11.772	20:55.896	2:03.880	6	45
4	21	ADRIAN MENCHEN	600 SERIES	10	12.747	0.573	20:56.469	2:04.229	9	43
5	23	MIGUEL TORRALBO	600 SERIES	10	38.941	26.194	21:22.663	2:06.249	6	41
6	20	SERGI SEGARRA	600 DINOS	10	49.285	10.344	21:33.007	2:06.907	4	60
7	25	DANIEL SALVAT	600 DINOS	10	54.247	4.962	21:37.969	2:08.308	4	50
8	34	JESUS MELERO	600 DINOS OPEN	10	55.208	0.961	21:38.930	2:08.889	8	60
9	8	JUAN DANIEL TOBAR	600 DINOS OPEN	10	1:08.771	13.563	21:52.493	2:09.908	6	50
10	121	MARIO PRINCEP	600 DINOS OPEN	10	1:27.346	18.575	22:11.068	2:10.948	5	45
11	10	IVAN SANCHEZ	600 DINOS OPEN	10	1:36.531	9.185	22:20.253	2:12.452	7	43
12	11	ADAM CUSI	600 DINOS	10	1:39.527	2.996	22:23.249	2:11.806	6	45
13	3	JESUS ROMANOS	600 DINOS	10	1:48.657	9.130	22:32.379	2:12.573	9	43
14	27	FRANCISCO J PALAU	600 DINOS	10	1:51.312	2.655	22:35.034	2:13.394	7	41
15	5	JERONI MIRALBES	600 DINOS	10	1:54.995	3.683	22:38.717	2:14.066	6	40
16	7	GUMY SEPULVEDA	600 DINOS	10	1:55.448	0.453	22:39.170	2:13.598	6	39
17	18	KOLDO ALONSO	600 DINOS	10	1:56.823	1.375	22:40.545	2:09.047	3	38
18	35	JOAO ALEXANDRE	600 DINOS	10	2:02.583	5.760	22:46.305	2:15.473	7	37
19	115	AMPARO RIOS	600 DINOS	10	2:09.606	7.023	22:53.328	2:14.784	5	36
20	13	MAR ACEBES	600 DINOS	9	1 Vuelta	1 Vuelta	21:09.242	2:18.431	7	35
21	29	ALEJANDRO RAHALI	600 DINOS	9	1 Vuelta	43.810	21:53.052	2:15.341	7	34
22	4	MARCO ROMANELLI	600 DINOS	9	1 Vuelta	27.810	22:20.862	2:22.586	2	33
NT	2	GABRIEL SANTAMARIA	600 DINOS	8	NT	1 Vuelta	19:06.686	2:18.819	7	0
NT	32	EDU ROS	600 DINOS OPEN	3	NT	5 Vueltas	6:29.362	2:07.661	2	0
No clasificado ()										
NT	19	SALVADOR CAMARA	600 DINOS OPEN	3	NT		16:20.492	2:25.182	1	0

Márgen de victoria	Velocidad media	Mejor tº de vuelta	Mejor Vel.	Mejor vuelta para
0.402	150,516	2:03.120	152,047	24 - JAUME FERRER

PIRELLI SERIES SUPERSTOCK

600 SER/DIN

MOTORLAND ARAGON 5,200 km

1 MANGA

17/10/2009 13:30

Carrera (10 Vueltas) iniciado a 13:33:15

Vuelta	empo de vuelta	Dif. resp. 1°	Hora del día
5	2:09.938	+0.891	13:44:13.769
6	2:09.586	+0.539	13:46:23.355
7	2:18.023	+8.976	13:48:41.378
8	2:23.666	+14.619	13:51:05.044
9	2:26.801	+17.754	13:53:31.845
10	2:24.575	+15.528	13:55:56.420

(35) JOAO ALEXANDRE

1	2:20.867	+5.394	13:35:36.742
2	2:16.304	+0.831	13:37:53.046
3	2:17.349	+1.876	13:40:10.395
4	2:16.533	+1.060	13:42:26.928
5	2:16.664	+1.191	13:44:43.592
6	2:15.684	+0.211	13:46:59.276
7	2:15.473		13:49:14.749
8	2:15.565	+0.092	13:51:30.314
9	2:16.344	+0.871	13:53:46.658
10	2:15.522	+0.049	13:56:02.180

(115) AMPARO RIOS

1	2:24.617	+9.833	13:35:40.492
2	2:16.451	+1.667	13:37:56.943
3	2:15.741	+0.957	13:40:12.684
4	2:16.286	+1.502	13:42:28.970
5	2:14.784		13:44:43.754
6	2:15.980	+1.196	13:46:59.734
7	2:17.729	+2.945	13:49:17.463
8	2:16.209	+1.425	13:51:33.672
9	2:18.162	+3.378	13:53:51.834
10	2:17.369	+2.585	13:56:09.203

(13) MAR ACEBES

1	2:29.624	+11.193	13:35:45.499
2	2:20.457	+2.026	13:38:05.956
3	2:20.891	+2.460	13:40:26.847
4	2:20.795	+2.364	13:42:47.642
5	2:20.975	+2.544	13:45:08.617
6	2:20.846	+2.415	13:47:29.463
7	2:18.431		13:49:47.894
8	2:18.626	+0.195	13:52:06.520
9	2:18.597	+0.166	13:54:25.117

(29) ALEJANDRO RAHALI

1	2:22.187	+6.846	13:35:38.062
2	2:58.339	+42.998	13:38:36.401
3	2:23.980	+8.639	13:41:00.381
4	2:34.349	+19.008	13:43:34.730
5	2:18.853	+3.512	13:45:53.583
6	2:22.539	+7.198	13:48:16.122
7	2:15.341		13:50:31.463
8	2:19.977	+4.636	13:52:51.440
9	2:17.487	+2.146	13:55:08.927

(4) MARCO ROMANELLI

1	2:28.183	+5.597	13:35:44.058
2	2:22.586		13:38:06.644
3	2:31.901	+9.315	13:40:38.545
4	2:26.843	+4.257	13:43:05.388
5	2:26.292	+3.706	13:45:31.680
6	2:33.454	+10.868	13:48:05.134
7	2:25.733	+3.147	13:50:30.867
8	2:35.980	+13.394	13:53:06.847
9	2:29.890	+7.304	13:55:36.737

(2) GABRIEL SANTAMARIA

1	2:26.501	+7.682	13:35:42.376
---	----------	--------	--------------

Vuelta	empo de vuelta	Dif. resp. 1°	Hora del día
2	2:21.511	+2.692	13:38:03.887
3	2:21.928	+3.109	13:40:25.815
4	2:21.287	+2.468	13:42:47.102
5	2:21.062	+2.243	13:45:08.164
6	2:21.245	+2.426	13:47:29.409
7	2:18.819		13:49:48.228
p8	2:34.333	+15.514	13:52:22.561

(32) EDU ROS

1	2:13.114	+5.453	13:35:28.989
2	2:07.661		13:37:36.650
3	2:08.587	+0.926	13:39:45.237

(19) SALVADOR CAMARA

1	2:25.182		13:35:41.057
p2	2:33.217	+8.034	13:38:14.274
p3	11:22.093	+8:56.910	13:49:36.367

Vuelta	empo de vuelta	Dif. resp. 1°	Hora del día
--------	----------------	---------------	--------------

PIRELLI SERIES SUPERSTOCK
Vuelta a vuelta

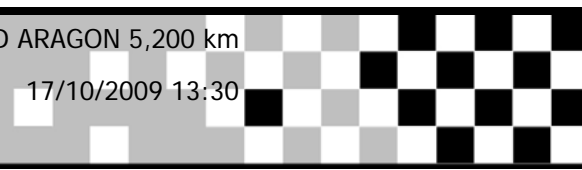
600 SER/DIN

MOTORLAND ARAGON 5,200 km

1 MANGA

17/10/2009 13:30

Carrera (10 Vueltas) iniciado a 13:33:15



Competidores	Vueltas											
	0	1	2	3	4	5	6	7	8	9	10	
MIGUEL TORRALBO (23)	1	23	24	24	24	15	15	15	24	15	15	24
JAUME FERRER (24)	2	24	15	15	15	24	24	24	15	24	24	15
JOAO ALEXANDRE (35)	3	35	21	21	21	21	21	37	37	37	37	37
DAVID PROS (37)	4	37	37	37	37	37	21	21	21	21	21	21
JESUS MELERO (34)	5	34	23	25	20	20	20	20	23	23	23	23
JUAN DANIEL TOBAR (8)	6	8	25	32	32	25	23	23	20	20	20	20
IVAN SANCHEZ (10)	7	10	32	20	25	23	25	25	25	25	25	25
ALEJANDRO RAHALI (29)	8	29	20	23	23	34	34	34	34	34	34	34
MARIO PRINCEP (121)	9	121	34	34	34	18	18	18	8	8	8	8
EDU ROS (32)	10	32	121	121	121	8	8	8	18	121	121	121
GABRIEL SANTAMARIA (2)	11	2	8	8	8	121	121	121	121	18	10	10
FRANCISCO J PALAU (27)	12	27	18	18	18	10	10	10	10	10	11	11
MARCO ROMANELLI (4)	13	4	35	10	10	3	11	11	11	11	18	3
JERONI MIRALBES (5)	14	5	10	3	3	11	3	27	27	27	3	27
DANIEL SALVAT (25)	15	25	3	35	11	7	27	3	3	3	27	5
GUMY SEPULVEDA (7)	16	7	11	11	35	27	7	7	7	7	7	7
SERGI SEGARRA (20)	17	20	29	5	7	35	5	5	5	5	5	18
ADAM CUSI (11)	18	11	5	7	5	5	35	35	35	35	35	35
SALVADOR CAMARA (19)	19	19	7	27	27	115	115	115	115	115	115	115
MAR ACEBES (13)	20	13	27	115	115	2	2	2	13	13	13	13
AMPARO RIOS (115)	21	115	115	2	2	13	13	13	2	2	29	29
KOLDO ALONSO (18)	22	18	19	13	13	4	4	4	4	29	4	4
ERIK ROBLES (15)	23	15	2	4	4	29	29	29	29	4	4	4
JESUS ROMANOS (3)	24	3	4	19	29							
ADRIAN MENCHEN (21)	25	21	13	29	19							

PIRELLI SERIES SUPERSTOCK
Clasificado por vueltas

600 SER/DIN

MOTORLAND ARAGON 5,200 km

2 MANGA

17/10/2009 15:10

Carrera (10 Vueltas) iniciado a 15:10:46

Pos.	Nº	Nombre	Clase	Vueltas	Dif. resp. 1º	Dif. resp. anterior	Total Tº	Mejor Tm	En Vuelta	Puntos
1	24	JAUME FERRER	600 SERIES	10			20:34.854	2:01.782	4	60
2	15	ERIK ROBLES	600 SERIES	10	2.097	2.097	20:36.951	2:02.192	4	50
3	37	DAVID PROS	600 SERIES	10	5.968	3.871	20:40.822	2:02.521	9	45
4	21	ADRIAN MENCHEN	600 SERIES	10	6.896	0.928	20:41.750	2:03.101	9	43
5	23	MIGUEL TORRALBO	600 SERIES	10	39.118	32.222	21:13.972	2:06.143	4	41
6	20	SERGI SEGARRA	600 DINOS	10	58.655	19.537	21:33.509	2:06.277	9	60
7	25	DANIEL SALVAT	600 DINOS	10	1:04.920	6.265	21:39.774	2:07.785	6	50
8	34	JESUS MELERO	600 DINOS OPEN	10	1:07.005	2.085	21:41.859	2:08.746	9	60
9	8	JUAN DANIEL TOBAR	600 DINOS OPEN	10	1:08.436	1.431	21:43.290	2:08.137	8	50
10	18	KOLDO ALONSO	600 DINOS	10	1:12.550	4.114	21:47.404	2:08.953	6	45
11	10	IVAN SANCHEZ	600 DINOS OPEN	10	1:22.191	9.641	21:57.045	2:09.935	5	45
12	32	EDU ROS	600 DINOS OPEN	10	1:41.452	19.261	22:16.306	2:08.513	8	43
13	11	ADAM CUSI	600 DINOS	10	1:44.628	3.176	22:19.482	2:10.867	8	43
14	35	JOAO ALEXANDRE	600 DINOS	10	1:54.695	10.067	22:29.549	2:12.071	10	41
15	3	JESUS ROMANOS	600 DINOS	10	1:55.574	0.879	22:30.428	2:12.787	9	40
16	7	GUMY SEPULVEDA	600 DINOS	10	1:55.644	0.070	22:30.498	2:11.131	10	39
17	27	FRANCISCO J PALAU	600 DINOS	10	1:57.742	2.098	22:32.596	2:13.329	10	38
18	29	ALEJANDRO RAHALI	600 DINOS	9	1 Vuelta	1 Vuelta	20:49.288	2:16.613	3	37
19	115	AMPARO RIOS	600 DINOS	9	1 Vuelta	4.344	20:53.632	2:15.578	3	36
20	2	GABRIEL SANTAMARIA	600 DINOS	9	1 Vuelta	23.016	21:16.648	2:18.531	8	35
21	13	MAR ACEBES	600 DINOS	9	1 Vuelta	0.218	21:16.866	2:17.843	8	34
NT	5	JERONI MIRALBES	600 DINOS	4	NT	5 Vueltas	9:28.228	2:16.022	2	0
NT	4	MARCO ROMANELLI	600 DINOS	4	NT	56.196	10:24.424	2:27.330	2	0
NT	121	MARIO PRINCEP	600 DINOS OPEN	3	NT	1 Vuelta	6:36.538	2:09.821	3	0

Márgen de victoria
Velocidad media
Mejor tº de vuelta
Mejor Vel.
Mejor vuelta para

2.097

151,597

2:01.782

153,717

24 - JAUME FERRER

PIRELLI SERIES SUPERSTOCK

600 SER/DIN

MOTORLAND ARAGON 5,200 km

2 MANGA

17/10/2009 15:10

Carrera (10 Vueltas) iniciado a 15:10:46

Vuelta	empo de vuelta	Dif. resp. 1°	Hora del día
5	2:14.794	+1.465	15:22:09.338
6	2:14.754	+1.425	15:24:24.092
7	2:13.861	+0.532	15:26:37.953
8	2:13.609	+0.280	15:28:51.562
9	2:13.808	+0.479	15:31:05.370
10	2:13.329		15:33:18.699

Vuelta	empo de vuelta	Dif. resp. 1°	Hora del día
3	2:09.821		15:17:22.641

Vuelta	empo de vuelta	Dif. resp. 1°	Hora del día
--------	----------------	---------------	--------------

(29) ALEJANDRO RAHALI

1	2:26.648	+10.035	15:13:12.751
2	2:17.714	+1.101	15:15:30.465
3	2:16.613		15:17:47.078
4	2:19.267	+2.654	15:20:06.345
5	2:16.635	+0.022	15:22:22.980
6	2:17.913	+1.300	15:24:40.893
7	2:17.488	+0.875	15:26:58.381
8	2:17.748	+1.135	15:29:16.129
9	2:19.262	+2.649	15:31:35.391

(115) AMPARO RIOS

1	2:23.319	+7.741	15:13:09.422
2	2:16.801	+1.223	15:15:26.223
3	2:15.578		15:17:41.801
4	2:20.006	+4.428	15:20:01.807
5	2:18.778	+3.200	15:22:20.585
6	2:19.205	+3.627	15:24:39.790
7	2:19.885	+4.307	15:26:59.675
8	2:19.257	+3.679	15:29:18.932
9	2:20.803	+5.225	15:31:39.735

(2) GABRIEL SANTAMARIA

1	2:29.431	+10.900	15:13:15.534
2	2:21.002	+2.471	15:15:36.536
3	2:21.531	+3.000	15:17:58.067
4	2:22.716	+4.185	15:20:20.783
5	2:22.241	+3.710	15:22:43.024
6	2:21.493	+2.962	15:25:04.517
7	2:20.640	+2.109	15:27:25.157
8	2:18.531		15:29:43.688
9	2:19.063	+0.532	15:32:02.751

(13) MAR ACEBES

1	2:31.347	+13.504	15:13:17.450
2	2:22.889	+5.046	15:15:40.339
3	2:21.611	+3.768	15:18:01.950
4	2:22.543	+4.700	15:20:24.493
5	2:19.820	+1.977	15:22:44.313
6	2:20.775	+2.932	15:25:05.088
7	2:21.293	+3.450	15:27:26.381
8	2:17.843		15:29:44.224
9	2:18.745	+0.902	15:32:02.969

(5) JERONI MIRALBES

1	2:19.604	+3.582	15:13:05.707
2	2:16.022		15:15:21.729
3	2:19.528	+3.506	15:17:41.257
p4	2:33.074	+17.052	15:20:14.331

(4) MARCO ROMANELLI

1	2:30.662	+3.332	15:13:16.765
2	2:27.330		15:15:44.095
3	2:28.388	+1.058	15:18:12.483
p4	2:58.044	+30.714	15:21:10.527

(121) MARIO PRINCEP

1	2:14.807	+4.986	15:13:00.910
2	2:11.910	+2.089	15:15:12.820

PIRELLI SERIES SUPERSTOCK
Vuelta a vuelta

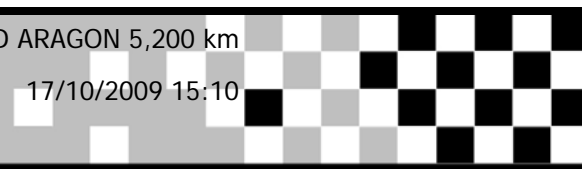
600 SER/DIN

MOTORLAND ARAGON 5,200 km

2 MANGA

17/10/2009 15:10

Carrera (10 Vueltas) iniciado a 15:10:46



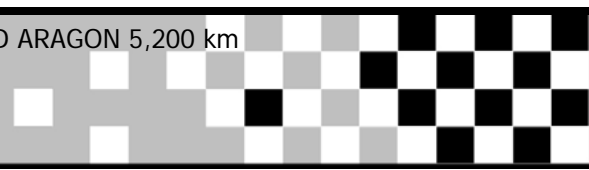
Competidores	Vueltas										
	0	1	2	3	4	5	6	7	8	9	10
MIGUEL TORRALBO (23)	1	23	24	24	24	24	15	15	24	24	24
JAUME FERRER (24)	2	24	15	15	15	15	24	24	15	15	15
DAVID PROS (37)	3	37	21	21	21	21	37	37	37	37	37
JESUS ROMANOS (3)	4	3	37	37	37	37	21	21	21	21	21
JUAN DANIEL TOBAR (8)	5	8	23	23	23	23	23	23	23	23	23
IVAN SANCHEZ (10)	6	10	20	20	20	34	25	25	25	20	20
MARIO PRINCEP (121)	7	121	10	34	34	25	34	34	34	20	25
EDU ROS (32)	8	32	34	10	18	18	18	18	20	34	34
GABRIEL SANTAMARIA (2)	9	2	121	18	25	10	10	20	18	18	8
JOAO ALEXANDRE (35)	10	35	18	25	10	8	8	10	8	8	18
MARCO ROMANELLI (4)	11	4	25	121	121	20	20	8	10	10	10
JERONI MIRALBES (5)	12	5	8	8	8	3	3	11	11	11	32
GUMY SEPULVEDA (7)	13	7	5	3	3	35	11	3	32	32	11
ADAM CUSI (11)	14	11	35	5	35	11	35	35	3	3	35
MAR ACEBES (13)	15	13	3	35	11	27	27	27	35	35	3
AMPARO RIOS (115)	16	115	11	11	27	7	7	7	27	27	7
JESUS MELERO (34)	17	34	27	27	5	115	32	32	7	7	27
KOLDO ALONSO (18)	18	18	7	7	7	32	115	115	29	29	29
SERGI SEGARRA (20)	19	20	115	115	115	29	29	29	115	115	115
DANIEL SALVAT (25)	20	25	29	29	29	5	2	2	2	2	2
FRANCISCO J PALAU (27)	21	27	2	2	32	2	13	13	13	13	13
ALEJANDRO RAHALI (29)	22	29	4	13	2	13					
ERIK ROBLES (15)	23	15	13	32	13	4					
ADRIAN MENCHEN (21)	24	21	32	4	4						

PIRELLI SERIES SUPERSTOCK

600 SER/DIN

MOTORLAND ARAGON 5,200 km

PODIUM



Pos.	Nº	Nombre	Total puntos	R1.	R2.	Dif. resp. 1º	Dif. resp. anterior
600 DINOS							
1	20	SERGI SEGARRA	120	60	60	0	0
2	25	DANIEL SALVAT	100	50	50	20	0
3	11	ADAM CUSI	88	45	43	32	0
4	18	KOLDO ALONSO	83	38	45	37	3
5	3	JESUS ROMANOS	83	43	40	37	0
6	27	FRANCISCO J PALAU	79	41	38	41	3
7	35	JOAO ALEXANDRE	78	37	41	42	1
8	7	GUMY SEPULVEDA	78	39	39	42	0
9	115	AMPARO RIOS	72	36	36	48	6
10	29	ALEJANDRO RAHALI	71	34	37	49	1
11	13	MAR ACEBES	69	35	34	51	2
12	5	JERONI MIRALBES	40	40	0	80	3
13	2	GABRIEL SANTAMARIA	35	0	35	85	5
14	4	MARCO ROMANELLI	33	33	0	87	2
600 DINOS OPEN							
1	34	JESUS MELERO	120	60	60	0	0
2	8	JUAN DANIEL TOBAR	100	50	50	20	0
3	10	IVAN SANCHEZ	88	43	45	32	2
4	121	MARIO PRINCEP	45	45	0	75	24
5	32	EDU ROS	43	0	43	77	2
6	19	SALVADOR CAMARA	0	0	--	120	33
600 SERIES							
1	24	JAUME FERRER	120	60	60	0	0
2	15	ERIK ROBLES	100	50	50	20	20
3	37	DAVID PROS	90	45	45	30	10
4	21	ADRIAN MENCHEN	86	43	43	34	2
5	23	MIGUEL TORRALBO	82	41	41	38	1

PIRELLI SERIES SUPERSTOCK

Clasificado por mejor tiempo de vuelta

1000 DINOS

MOTORLAND ARAGON 5,200 km

CRONO 1

17/10/2009 10:20

Clasificación (30:00 Tiempo) iniciado a 10:20:00

Pos.	Nº	Nombre	Clase	Mejor Tm f. resp. 1º	En Vuelta	Vueltas	Total Tº	
1	3	ANTONI GUINOVART	1000 DINOS	2:03.033		2	5	21:58.237
2	22	ISMAEL BONILLA	1000 DINOS	2:03.338	0.305	9	10	31:48.301
3	38	JUAN PEDRO LEON	1000 DINOS OPEN	2:05.578	2.545	3	5	19:30.184
4	21	ORIOL OLIVA	1000 DINOS	2:05.654	2.621	6	7	31:12.054
5	36	ANTONIO MORENO	1000 DINOS OPEN	2:07.517	4.484	4	13	31:53.508
6	4	JOSE MORALES	1000 DINOS OPEN	2:11.161	8.128	8	9	32:06.847
7	26	RAMON FORTUNY	1000 DINOS OPEN	2:12.733	9.700	4	9	28:43.771
8	6	ENEKO ARRIETA	1000 DINOS	2:13.030	9.997	4	8	32:14.584
9	10	AITOR MONTERO	1000 DINOS OPEN	2:13.911	10.878	4	5	28:37.865
10	40	JAVIER LAOSA	1000 DINOS	2:15.263	12.230	5	6	23:31.058
11	25	CARLOS ARBIZU	1000 DINOS	2:16.895	13.862	4	7	31:09.553
12	35	MARIO PERU	1000 DINOS	2:18.223	15.190	6	9	31:46.934
13	30	JORGE SANCHEZ	1000 DINOS	2:23.061	20.028	7	8	31:51.437
14	31	ALEX PINTADO	1000 DINOS	2:23.480	20.447	6	6	32:07.833
15	16	LUIS PEREZ	1000 DINOS	2:25.069	22.036	9	10	31:21.936
16	8	ALBERTO LAMELAS	1000 DINOS OPEN			0		
17	9	MANEL SEGARRA	1000 DINOS			0		
18	29	SANDRA JONES	1000 DINOS OPEN			0		

PIRELLI SERIES SUPERSTOCK
Clasificado por mejor tiempo de vuelta

1000 DINOS

MOTORLAND ARAGON 5,200 km

CRONO 2

17/10/2009 12:20

Clasificación (30:00 Tiempo) iniciado a 12:20:00

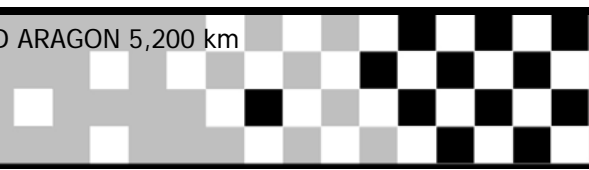
Pos.	Nº	Nombre	Clase	Mejor Tm f. resp. 1º	En Vuelta	Vueltas	Total Tº
1	22	ISMAEL BONILLA	1000 DINOS	2:00.502	7	8	27:13.714
2	36	ANTONIO MORENO	1000 DINOS OPEN	2:04.230	4	5	27:00.709
3	9	MANEL SEGARRA	1000 DINOS	2:04.544	6	9	26:45.053
4	10	AITOR MONTERO	1000 DINOS OPEN	2:06.325	6	8	26:54.941
5	38	JUAN PEDRO LEON	1000 DINOS OPEN	2:06.456	4	7	30:42.546
6	3	ANTONI GUINOVART	1000 DINOS	2:07.020	2	7	30:19.784
7	21	ORIOL OLIVA	1000 DINOS	2:08.183	3	9	30:20.859
8	6	ENEKO ARRIETA	1000 DINOS	2:08.220	4	7	24:06.278
9	4	JOSE MORALES	1000 DINOS OPEN	2:09.187	5	11	30:35.547
10	8	ALBERTO LAMELAS	1000 DINOS OPEN	2:10.456	7	9	30:07.789
11	26	RAMON FORTUNY	1000 DINOS OPEN	2:13.561	4	7	20:10.876
12	40	JAVIER LAOSA	1000 DINOS	2:15.377	3	4	15:07.384
13	25	CARLOS ARBIZU	1000 DINOS	2:15.385	5	10	30:58.107
14	35	MARIO PERU	1000 DINOS	2:15.910	7	8	28:58.564
15	30	JORGE SANCHEZ	1000 DINOS	2:17.568	8	10	30:08.106
16	31	ALEX PINTADO	1000 DINOS	2:19.955	6	9	25:53.504
17	29	SANDRA JONES	1000 DINOS OPEN	2:20.017	2	9	30:43.745
18	16	LUIS PEREZ	1000 DINOS	2:20.516	6	9	27:35.740

PIRELLI SERIES SUPERSTOCK

1000 DINOS

MOTORLAND ARAGON 5,200 km

SCRATCH 1000



Pos.	N°	Nombre	Clase	Mejor T° total	Dif. resp. 1°	R1. Mejor Tm	R2. Mejor Tm
1	22	ISMAEL BONILLA	1000 DINOS	2:00.502		2:03.338	2:00.502
2	3	ANTONI GUINOVART	1000 DINOS	2:03.033	2.531	2:03.033	2:07.020
3	36	ANTONIO MORENO	1000 DINOS OPEN	2:04.230	3.728	2:07.517	2:04.230
4	9	MANEL SEGARRA	1000 DINOS	2:04.544	4.042		2:04.544
5	38	JUAN PEDRO LEON	1000 DINOS OPEN	2:05.578	5.076	2:05.578	2:06.456
6	21	ORIOL OLIVA	1000 DINOS	2:05.654	5.152	2:05.654	2:08.183
7	10	AITOR MONTERO	1000 DINOS OPEN	2:06.325	5.823	2:13.911	2:06.325
8	6	ENEKO ARRIETA	1000 DINOS	2:08.220	7.718	2:13.030	2:08.220
9	4	JOSE MORALES	1000 DINOS OPEN	2:09.187	8.685	2:11.161	2:09.187
10	8	ALBERTO LAMELAS	1000 DINOS OPEN	2:10.456	9.954		2:10.456
11	26	RAMON FORTUNY	1000 DINOS OPEN	2:12.733	12.231	2:12.733	2:13.561
12	40	JAVIER LAOSA	1000 DINOS	2:15.263	14.761	2:15.263	2:15.377
13	25	CARLOS ARBIZU	1000 DINOS	2:15.385	14.883	2:16.895	2:15.385
14	35	MARIO PERU	1000 DINOS	2:15.910	15.408	2:18.223	2:15.910
15	30	JORGE SANCHEZ	1000 DINOS	2:17.568	17.066	2:23.061	2:17.568
16	31	ALEX PINTADO	1000 DINOS	2:19.955	19.453	2:23.480	2:19.955
17	29	SANDRA JONES	1000 DINOS OPEN	2:20.017	19.515		2:20.017
18	16	LUIS PEREZ	1000 DINOS	2:20.516	20.014	2:25.069	2:20.516

PIRELLI SERIES SUPERSTOCK
Clasificado por vueltas

1000 DINOS

MOTORLAND ARAGON 5,200 km

1 MANGA

17/10/2009 14:20

Carrera (10 Vueltas) iniciado a 14:21:35

Pos.	Nº	Nombre	Clase	Vueltas	Dif. resp. 1º	Dif. resp. anterior	Total Tº	Mejor Tm	En Vuelta	Puntos
1	3	ANTONI GUINOVART	1000 DINOS	10			20:29.125	2:01.155	4	60
2	21	ORIOI OLIVA	1000 DINOS	10	15.166	15.166	20:44.291	2:02.483	5	50
3	9	MANEL SEGARRA	1000 DINOS	10	15.786	0.620	20:44.911	2:02.521	3	45
4	38	JUAN PEDRO LEON	1000 DINOS OPEN	10	47.497	31.711	21:16.622	2:05.500	6	60
5	8	ALBERTO LAMELAS	1000 DINOS OPEN	10	1:02.502	15.005	21:31.627	2:07.812	10	50
6	36	ANTONIO MORENO	1000 DINOS OPEN	10	1:06.483	3.981	21:35.608	2:06.307	2	45
7	4	JOSE MORALES	1000 DINOS OPEN	10	1:12.363	5.880	21:41.488	2:06.636	6	43
8	35	MARIO PERU	1000 DINOS	10	1:34.928	22.565	22:04.053	2:08.620	4	43
9	6	ENEKO ARRIETA	1000 DINOS	10	1:38.503	3.575	22:07.628	2:10.927	4	41
10	26	RAMON FORTUNY	1000 DINOS OPEN	10	1:38.553	0.050	22:07.678	2:09.953	8	41
11	16	LUIS PEREZ	1000 DINOS	9	1 Vuelta	1 Vuelta	20:50.189	2:16.700	6	40
12	40	JAVIER LAOSA	1000 DINOS	9	1 Vuelta	0.094	20:50.283	2:15.998	6	39
13	31	ALEX PINTADO	1000 DINOS	9	1 Vuelta	8.482	20:58.765	2:16.424	9	38
14	29	SANDRA JONES	1000 DINOS OPEN	9	1 Vuelta	3.528	21:02.293	2:17.665	9	40
15	25	CARLOS ARBIZU	1000 DINOS	9	1 Vuelta	53.953	21:56.246	2:16.584	3	37
NT	30	JORGE SANCHEZ	1000 DINOS	8	NT	1 Vuelta	19:06.772	2:15.998	6	0
NT	22	ISMAEL BONILLA	1000 DINOS	7	NT	1 Vuelta	15:30.799	2:00.957	5	0
NT	10	AITOR MONTERO	1000 DINOS OPEN	3	NT	4 Vueltas	6:22.960	2:06.350	3	0

Márgen de victoria	Velocidad media	Mejor tº de vuelta	Mejor Vel.	Mejor vuelta para
15.166	152,303	2:00.957	154,766	22 - ISMAEL BONILLA

PIRELLI SERIES SUPERSTOCK

1000 DINOS

MOTORLAND ARAGON 5,200 km

1 MANGA

17/10/2009 14:20

Carrera (10 Vueltas) iniciado a 14:21:35

Vuelta	empo de vuelta	Dif. resp. 1°	Hora del día
(3) ANTONI GUINOVART			
1	2:06.597	+5.442	14:23:41.891
2	2:03.144	+1.989	14:25:45.035
3	2:01.777	+0.622	14:27:46.812
4	2:01.155		14:29:47.967
5	2:02.135	+0.980	14:31:50.102
6	2:01.916	+0.761	14:33:52.018
7	2:02.453	+1.298	14:35:54.471
8	2:02.787	+1.632	14:37:57.258
9	2:03.618	+2.463	14:40:00.876
10	2:03.543	+2.388	14:42:04.419

Vuelta	empo de vuelta	Dif. resp. 1°	Hora del día
(21) ORIOL OLIVA			
1	2:09.567	+7.084	14:23:44.861
2	2:04.049	+1.566	14:25:48.910
3	2:03.269	+0.786	14:27:52.179
4	2:02.542	+0.059	14:29:54.721
5	2:02.483		14:31:57.204
6	2:03.867	+1.384	14:34:01.071
7	2:04.208	+1.725	14:36:05.279
8	2:06.392	+3.909	14:38:11.671
9	2:03.484	+1.001	14:40:15.155
10	2:04.430	+1.947	14:42:19.585

Vuelta	empo de vuelta	Dif. resp. 1°	Hora del día
(9) MANEL SEGARRA			
1	2:07.237	+4.716	14:23:42.531
2	2:04.053	+1.532	14:25:46.584
3	2:02.521		14:27:49.105
4	2:03.299	+0.778	14:29:52.404
5	2:04.408	+1.887	14:31:56.812
6	2:03.940	+1.419	14:34:00.752
7	2:04.428	+1.907	14:36:05.180
8	2:04.061	+1.540	14:38:09.241
9	2:05.262	+2.741	14:40:14.503
10	2:05.702	+3.181	14:42:20.205

Vuelta	empo de vuelta	Dif. resp. 1°	Hora del día
(38) JUAN PEDRO LEON			
1	2:09.883	+4.383	14:23:45.177
2	2:06.453	+0.953	14:25:51.630
3	2:06.531	+1.031	14:27:58.161
4	2:10.403	+4.903	14:30:08.564
5	2:07.356	+1.856	14:32:15.920
6	2:05.500		14:34:21.420
7	2:05.897	+0.397	14:36:27.317
8	2:06.008	+0.508	14:38:33.325
9	2:08.720	+3.220	14:40:42.045
10	2:09.871	+4.371	14:42:51.916

Vuelta	empo de vuelta	Dif. resp. 1°	Hora del día
(8) ALBERTO LAMELAS			
1	2:15.489	+7.677	14:23:50.783
2	2:10.564	+2.752	14:26:01.347
3	2:07.978	+0.166	14:28:09.325
4	2:08.409	+0.597	14:30:17.734
5	2:09.107	+1.295	14:32:26.841
6	2:08.132	+0.320	14:34:34.973
7	2:08.116	+0.304	14:36:43.089
8	2:08.191	+0.379	14:38:51.280
9	2:07.829	+0.017	14:40:59.109
10	2:07.812		14:43:06.921

Vuelta	empo de vuelta	Dif. resp. 1°	Hora del día
(36) ANTONIO MORENO			
1	2:09.281	+2.974	14:23:44.575
2	2:06.307		14:25:50.882
3	2:06.939	+0.632	14:27:57.821
4	2:10.182	+3.875	14:30:08.003

Vuelta	empo de vuelta	Dif. resp. 1°	Hora del día
5	2:07.618	+1.311	14:32:15.621
6	2:08.745	+2.438	14:34:24.366
7	2:10.965	+4.658	14:36:35.331
8	2:11.209	+4.902	14:38:46.540
9	2:11.650	+5.343	14:40:58.190
10	2:12.712	+6.405	14:43:10.902

Vuelta	empo de vuelta	Dif. resp. 1°	Hora del día
(4) JOSE MORALES			
1	2:15.351	+8.715	14:23:50.645
2	2:09.991	+3.355	14:26:00.636
3	2:09.172	+2.536	14:28:09.808
4	2:08.302	+1.666	14:30:18.110
5	2:13.017	+6.381	14:32:31.127
6	2:06.636		14:34:37.763
7	2:08.576	+1.940	14:36:46.339
8	2:09.131	+2.495	14:38:55.470
9	2:10.611	+3.975	14:41:06.081
10	2:10.701	+4.065	14:43:16.782

Vuelta	empo de vuelta	Dif. resp. 1°	Hora del día
(35) MARIO PERU			
1	2:15.164	+6.544	14:23:50.458
2	2:11.796	+3.176	14:26:02.254
3	2:09.853	+1.233	14:28:12.107
4	2:08.620		14:30:20.727
5	2:12.502	+3.882	14:32:33.229
6	2:11.019	+2.399	14:34:44.248
7	2:13.665	+5.045	14:36:57.913
8	2:13.232	+4.612	14:39:11.145
9	2:13.551	+4.931	14:41:24.696
10	2:14.651	+6.031	14:43:39.347

Vuelta	empo de vuelta	Dif. resp. 1°	Hora del día
(6) ENEKO ARRIETA			
1	2:24.660	+13.733	14:23:59.954
2	2:11.952	+1.025	14:26:11.906
3	2:11.162	+0.235	14:28:23.068
4	2:10.927		14:30:33.995
5	2:11.527	+0.600	14:32:45.522
6	2:11.232	+0.305	14:34:56.754
7	2:11.435	+0.508	14:37:08.189
8	2:11.869	+0.942	14:39:20.058
9	2:11.414	+0.487	14:41:31.472
10	2:11.450	+0.523	14:43:42.922

Vuelta	empo de vuelta	Dif. resp. 1°	Hora del día
(26) RAMON FORTUNY			
1	2:22.084	+12.131	14:23:57.378
2	2:14.826	+4.873	14:26:12.204
3	2:11.294	+1.341	14:28:23.498
4	2:10.602	+0.649	14:30:34.100
5	2:11.544	+1.591	14:32:45.644
6	2:11.395	+1.442	14:34:57.039
7	2:13.197	+3.244	14:37:10.236
8	2:09.953		14:39:20.189
9	2:11.537	+1.584	14:41:31.726
10	2:11.246	+1.293	14:43:42.972

Vuelta	empo de vuelta	Dif. resp. 1°	Hora del día
(16) LUIS PEREZ			
1	2:26.796	+10.096	14:24:02.090
2	2:16.876	+0.176	14:26:18.966
3	2:17.018	+0.318	14:28:35.984
4	2:17.800	+1.100	14:30:53.784
5	2:17.945	+1.245	14:33:11.729
6	2:16.700		14:35:28.429
7	2:21.475	+4.775	14:37:49.904
8	2:18.409	+1.709	14:40:08.313
9	2:17.170	+0.470	14:42:25.483

Vuelta	empo de vuelta	Dif. resp. 1°	Hora del día
(40) JAVIER LAOSA			
1	2:20.440	+4.442	14:23:55.734
2	2:23.181	+7.183	14:26:18.915
3	2:20.186	+4.188	14:28:39.101
4	2:18.508	+2.510	14:30:57.609
5	2:17.677	+1.679	14:33:15.286
6	2:15.998		14:35:31.284
7	2:16.402	+0.404	14:37:47.686
8	2:20.546	+4.548	14:40:08.232
9	2:17.345	+1.347	14:42:25.577

Vuelta	empo de vuelta	Dif. resp. 1°	Hora del día
(31) ALEX PINTADO			
1	2:28.113	+11.689	14:24:03.407
2	2:20.748	+4.324	14:26:24.155
3	2:17.220	+0.796	14:28:41.375
4	2:24.181	+7.757	14:31:05.556
5	2:17.978	+1.554	14:33:23.534
6	2:17.948	+1.524	14:35:41.482
7	2:18.919	+2.495	14:38:00.401
8	2:17.234	+0.810	14:40:17.635
9	2:16.424		14:42:34.059

Vuelta	empo de vuelta	Dif. resp. 1°	Hora del día
(29) SANDRA JONES			
1	2:26.552	+8.887	14:24:01.846
2	2:21.440	+3.775	14:26:23.286
3	2:20.279	+2.614	14:28:43.565
4	2:19.750	+2.085	14:31:03.315
5	2:19.240	+1.575	14:33:22.555
6	2:18.382	+0.717	14:35:40.937
7	2:18.979	+1.314	14:37:59.916
8	2:20.006	+2.341	14:40:19.922
9	2:17.665		14:42:37.587

Vuelta	empo de vuelta	Dif. resp. 1°	Hora del día
(25) CARLOS ARBIZU			
1	3:30.178	+1:13.594	14:25:05.472
2	2:18.101	+1.517	14:27:23.573
3	2:16.584		14:29:40.157
4	2:16.965	+0.381	14:31:57.122
5	2:17.487	+0.903	14:34:14.609
6	2:18.167	+1.583	14:36:32.776
7	2:20.196	+3.612	14:38:52.972
8	2:19.368	+2.784	14:41:12.340
9	2:19.200	+2.616	14:43:31.540

Vuelta	empo de vuelta	Dif. resp. 1°	Hora del día
(30) JORGE SANCHEZ			
1	2:21.926	+5.928	14:23:57.220
2	2:19.182	+3.184	14:26:16.402
3	2:21.576	+5.578	14:28:37.978
4	2:18.206	+2.208	14:30:56.184
5	2:17.981	+1.983	14:33:14.165
6	2:15.998		14:35:30.163
7	2:22.994	+6.996	14:37:53.157
p8	2:48.909	+32.911	14:40:42.066

Vuelta	empo de vuelta	Dif. resp. 1°	Hora del día
(22) ISMAEL BONILLA			
1	2:07.328	+6.371	14:23:42.622
2	2:02.487	+1.530	14:25:45.109
3	2:01.436	+0.479	14:27:46.545
4	2:02.915	+1.958	14:29:49.460
5	2:00.957		14:31:50.417
6	2:01.781	+0.824	14:33:52.198
p7	3:13.895	+1:12.938	14:37:06.093

Vuelta	empo de vuelta	Dif. resp. 1°	Hora del día
(10) AITOR MONTERO			
1	2:08.458	+2.108	14:23:43.752
2	2:08.152	+1.802	14:25:51.904

PIRELLI SERIES SUPERSTOCK

1000 DINOS

MOTORLAND ARAGON 5,200 km

1 MANGA

17/10/2009 14:20

Carrera (10 Vueltas) iniciado a 14:21:35

Vuelta	empo de vuelta	Dif. resp. 1°	Hora del día	Vuelta	empo de vuelta	Dif. resp. 1°	Hora del día	Vuelta	empo de vuelta	Dif. resp. 1°	Hora del día
3	2:06.350		14:27:58.254								

PIRELLI SERIES SUPERSTOCK
Vuelta a vuelta

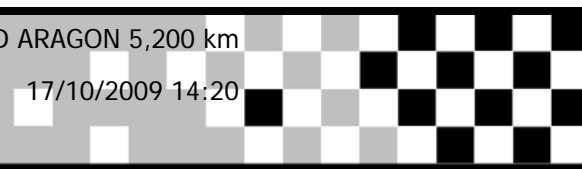
1000 DINOS

MOTORLAND ARAGON 5,200 km

1 MANGA

17/10/2009 14:20

Carrera (10 Vueltas) iniciado a 14:21:35



Competidores	Vueltas											
	0	1	2	3	4	5	6	7	8	9	10	
JORGE SANCHEZ (30)	1	30	3	3	22	3	3	3	3	3	3	3
SANDRA JONES (29)	2	29	9	22	3	22	22	22	9	9	9	21
MARIO PERU (35)	3	35	22	9	9	9	9	9	21	21	21	9
CARLOS ARBIZU (25)	4	25	10	21	21	21	21	21	38	38	38	38
JAVIER LAOSA (40)	5	40	36	36	36	36	36	38	36	36	36	8
ISMAEL BONILLA (22)	6	22	21	38	38	38	38	36	8	8	8	36
ALEX PINTADO (31)	7	31	38	10	10	8	8	8	4	4	4	4
JOSE MORALES (4)	8	4	35	4	8	4	4	4	35	35	35	35
ORIOLO OLIVA (21)	9	21	4	8	4	35	35	35	22	6	6	6
RAMON FORTUNY (26)	10	26	8	35	35	6	6	6	6	26	26	26
AITOR MONTERO (10)	11	10	40	6	6	26	26	26	26	40	16	16
LUIS PEREZ (16)	12	16	30	26	26	16	16	16	40	16	40	40
ANTONIO MORENO (36)	13	36	26	30	16	30	30	30	16	31	31	31
MANEL SEGARRA (9)	14	9	6	40	30	40	40	40	30	29	29	29
JUAN PEDRO LEON (38)	15	38	29	16	40	29	29	29	29	30	25	25
ANTONI GUINOVART (3)	16	3	16	29	31	31	31	31	31	31	25	25
ALBERTO LAMELAS (8)	17	8	31	31	29	25	25	25	25	25	25	25
ENEKO ARRIETA (6)	18	6	25	25	25	25	25	25	25	25	25	25

PIRELLI SERIES SUPERSTOCK
Clasificado por vueltas

1000 DINOS

MOTORLAND ARAGON 5,200 km

2 MANGA

17/10/2009 16:00

Carrera (10 Vueltas) iniciado a 16:04:51

Pos.	Nº	Nombre	Clase	Vueltas	Dif. resp. 1º	Dif. resp. anterior	Total Tº	Mejor Tm	En Vuelta	Puntos
1	3	ANTONI GUINOVART	1000 DINOS	10			20:21.833	2:00.721	3	60
2	9	MANEL SEGARRA	1000 DINOS	10	14.554	14.554	20:36.387	2:02.450	6	50
3	21	ORIOI OLIVA	1000 DINOS	10	27.978	13.424	20:49.811	2:02.812	4	45
4	36	ANTONIO MORENO	1000 DINOS OPEN	10	50.936	22.958	21:12.769	2:05.505	6	60
5	4	JOSE MORALES	1000 DINOS OPEN	10	58.228	7.292	21:20.061	2:06.343	6	50
6	6	ENEKO ARRIETA	1000 DINOS	10	1:23.853	25.625	21:45.686	2:06.007	3	43
7	8	ALBERTO LAMELAS	1000 DINOS OPEN	10	1:33.174	9.321	21:55.007	2:10.444	7	45
8	26	RAMON FORTUNY	1000 DINOS OPEN	10	1:33.469	0.295	21:55.302	2:09.264	6	43
9	35	MARIO PERU	1000 DINOS	10	2:01.291	27.822	22:23.124	2:10.819	4	41
10	40	JAVIER LAOSA	1000 DINOS	9	1 Vuelta	1 Vuelta	20:48.610	2:14.750	2	40
11	16	LUIS PEREZ	1000 DINOS	9	1 Vuelta	2.475	20:51.085	2:17.422	5	39
12	31	ALEX PINTADO	1000 DINOS	9	1 Vuelta	10.026	21:01.111	2:17.717	7	38
13	30	JORGE SANCHEZ	1000 DINOS	9	1 Vuelta	8.889	21:10.000	2:18.634	5	37
14	29	SANDRA JONES	1000 DINOS OPEN	9	1 Vuelta	31.409	21:41.409	2:21.942	3	41
NT	22	ISMAEL BONILLA	1000 DINOS	8	NT	1 Vuelta	19:13.196	1:59.559	3	0
NT	25	CARLOS ARBIZU	1000 DINOS	6	NT	2 Vueltas	13:57.323	2:16.541	6	0
NT	38	JUAN PEDRO LEON	1000 DINOS OPEN	1	NT	5 Vueltas	2:18.865	2:18.865	1	0
No clasificado ()										
NE	10	AITOR MONTERO	1000 DINOS OPEN		NE	1 Vuelta	0.000		0	0

Notificaciones

Márgen de victoria	Velocidad media	Mejor tº de vuelta	Mejor Vel.	Mejor vuelta para
14.554	153,212	1:59.559	156,575	22 - ISMAEL BONILLA

PIRELLI SERIES SUPERSTOCK

1000 DINOS

MOTORLAND ARAGON 5,200 km

2 MANGA

17/10/2009 16:00

Carrera (10 Vueltas) iniciado a 16:04:51

Vuelta	empo de vuelta	Dif. resp. 1°	Hora del día
(3) ANTONI GUINOVART			
1	2:03.722	+3.001	16:06:55.336
2	2:01.027	+0.306	16:08:56.363
3	2:00.721		16:10:57.084
4	2:00.900	+0.179	16:12:57.984
5	2:00.951	+0.230	16:14:58.935
6	2:01.468	+0.747	16:17:00.403
7	2:02.468	+1.747	16:19:02.871
8	2:03.237	+2.516	16:21:06.108
9	2:03.717	+2.996	16:23:09.825
10	2:03.622	+2.901	16:25:13.447

Vuelta	empo de vuelta	Dif. resp. 1°	Hora del día
(9) MANEL SEGARRA			
1	2:06.810	+4.360	16:06:58.424
2	2:03.670	+1.220	16:09:02.094
3	2:03.250	+0.800	16:11:05.344
4	2:03.198	+0.748	16:13:08.542
5	2:02.991	+0.541	16:15:11.533
6	2:02.450		16:17:13.983
7	2:02.520	+0.070	16:19:16.503
8	2:02.963	+0.513	16:21:19.466
9	2:03.593	+1.143	16:23:23.059
10	2:04.942	+2.492	16:25:28.001

Vuelta	empo de vuelta	Dif. resp. 1°	Hora del día
(21) ORIOL OLIVA			
1	2:07.040	+4.228	16:06:58.654
2	2:04.075	+1.263	16:09:02.729
3	2:03.747	+0.935	16:11:06.476
4	2:02.812		16:13:09.288
5	2:03.421	+0.609	16:15:12.709
6	2:05.271	+2.459	16:17:17.980
7	2:03.082	+0.270	16:19:21.062
8	2:06.602	+3.790	16:21:27.664
9	2:06.335	+3.523	16:23:33.999
10	2:07.426	+4.614	16:25:41.425

Vuelta	empo de vuelta	Dif. resp. 1°	Hora del día
(36) ANTONIO MORENO			
1	2:09.666	+4.161	16:07:01.280
2	2:05.975	+0.470	16:09:07.255
3	2:06.879	+1.374	16:11:14.134
4	2:07.785	+2.280	16:13:21.919
5	2:05.956	+0.451	16:15:27.875
6	2:05.505		16:17:33.380
7	2:05.830	+0.325	16:19:39.210
8	2:07.917	+2.412	16:21:47.127
9	2:08.261	+2.756	16:23:55.388
10	2:08.995	+3.490	16:26:04.383

Vuelta	empo de vuelta	Dif. resp. 1°	Hora del día
(4) JOSE MORALES			
1	2:13.402	+7.059	16:07:05.016
2	2:08.499	+2.156	16:09:13.515
3	2:07.041	+0.698	16:11:20.556
4	2:07.885	+1.542	16:13:28.441
5	2:06.500	+0.157	16:15:34.941
6	2:06.343		16:17:41.284
7	2:08.043	+1.700	16:19:49.327
8	2:07.975	+1.632	16:21:57.302
9	2:06.720	+0.377	16:24:04.022
10	2:07.653	+1.310	16:26:11.675

Vuelta	empo de vuelta	Dif. resp. 1°	Hora del día
(6) ENEKO ARRIETA			
1	2:10.294	+4.287	16:07:01.908
2	2:06.424	+0.417	16:09:08.332
3	2:06.007		16:11:14.339
4	2:06.811	+0.804	16:13:21.150

Vuelta	empo de vuelta	Dif. resp. 1°	Hora del día
5	2:09.617	+3.610	16:15:30.767
6	2:10.349	+4.342	16:17:41.116
7	2:08.094	+2.087	16:19:49.210
8	2:08.391	+2.384	16:21:57.601
9	2:17.648	+11.641	16:24:15.249
10	2:22.051	+16.044	16:26:37.300

Vuelta	empo de vuelta	Dif. resp. 1°	Hora del día
(8) ALBERTO LAMELAS			
1	2:17.047	+6.603	16:07:08.661
2	2:11.697	+1.253	16:09:20.358
3	2:10.668	+0.224	16:11:31.026
4	2:10.458	+0.014	16:13:41.484
5	2:10.638	+0.194	16:15:52.122
6	2:10.794	+0.350	16:18:02.916
7	2:10.444		16:20:13.360
8	2:10.955	+0.511	16:22:24.315
9	2:11.404	+0.960	16:24:35.719
10	2:10.902	+0.458	16:26:46.621

Vuelta	empo de vuelta	Dif. resp. 1°	Hora del día
(26) RAMON FORTUNY			
1	2:16.881	+7.617	16:07:08.495
2	2:12.498	+3.234	16:09:20.993
3	2:12.301	+3.037	16:11:33.294
4	2:10.869	+1.605	16:13:44.163
5	2:09.954	+0.690	16:15:54.117
6	2:09.264		16:18:03.381
7	2:10.705	+1.441	16:20:14.086
8	2:10.695	+1.431	16:22:24.781
9	2:11.072	+1.808	16:24:35.853
10	2:11.063	+1.799	16:26:46.916

Vuelta	empo de vuelta	Dif. resp. 1°	Hora del día
(35) MARIO PERU			
1	2:16.619	+5.800	16:07:08.233
2	2:12.634	+1.815	16:09:20.867
3	2:12.231	+1.412	16:11:33.098
4	2:10.819		16:13:43.917
5	2:14.137	+3.318	16:15:58.054
6	2:12.141	+1.322	16:18:10.195
7	2:18.060	+7.241	16:20:28.255
8	2:16.127	+5.308	16:22:44.382
9	2:14.454	+3.635	16:24:58.836
10	2:15.902	+5.083	16:27:14.738

Vuelta	empo de vuelta	Dif. resp. 1°	Hora del día
(40) JAVIER LAOSA			
1	2:19.406	+4.656	16:07:11.020
2	2:14.750		16:09:25.770
3	2:15.280	+0.530	16:11:41.050
4	2:18.405	+3.655	16:13:59.455
5	2:17.296	+2.546	16:16:16.751
6	2:18.014	+3.264	16:18:34.765
7	2:20.403	+5.653	16:20:55.168
8	2:20.878	+6.128	16:23:16.046
9	2:24.178	+9.428	16:25:40.224

Vuelta	empo de vuelta	Dif. resp. 1°	Hora del día
(16) LUIS PEREZ			
1	2:22.900	+5.478	16:07:14.514
2	2:18.212	+0.790	16:09:32.726
3	2:18.763	+1.341	16:11:51.489
4	2:17.852	+0.430	16:14:09.341
5	2:17.422		16:16:26.763
6	2:18.401	+0.979	16:18:45.164
7	2:18.055	+0.633	16:21:03.219
8	2:20.597	+3.175	16:23:23.816
9	2:18.883	+1.461	16:25:42.699

Vuelta	empo de vuelta	Dif. resp. 1°	Hora del día
(31) ALEX PINTADO			

Vuelta	empo de vuelta	Dif. resp. 1°	Hora del día
1	2:23.294	+5.577	16:07:14.908
2	2:21.579	+3.862	16:09:36.487
3	2:20.249	+2.532	16:11:56.736
4	2:21.478	+3.761	16:14:18.214
5	2:20.106	+2.389	16:16:38.320
6	2:19.485	+1.768	16:18:57.805
7	2:17.717		16:21:15.522
8	2:18.594	+0.877	16:23:34.116
9	2:18.609	+0.892	16:25:52.725

Vuelta	empo de vuelta	Dif. resp. 1°	Hora del día
(30) JORGE SANCHEZ			
1	2:28.137	+9.503	16:07:19.751
2	2:19.216	+0.582	16:09:38.967
3	2:19.429	+0.795	16:11:58.396
4	2:19.123	+0.489	16:14:17.519
5	2:18.634		16:16:36.153
6	2:19.830	+1.196	16:18:55.983
7	2:23.306	+4.672	16:21:19.289
8	2:21.658	+3.024	16:23:40.947
9	2:20.667	+2.033	16:26:01.614

Vuelta	empo de vuelta	Dif. resp. 1°	Hora del día
(29) SANDRA JONES			
1	2:27.767	+5.825	16:07:19.381
2	2:24.177	+2.235	16:09:43.558
3	2:21.942		16:12:05.500
4	2:22.249	+0.307	16:14:27.749
5	2:22.412	+0.470	16:16:50.161
6	2:26.173	+4.231	16:19:16.334
7	2:25.212	+3.270	16:21:41.546
8	2:25.706	+3.764	16:24:07.252
9	2:25.771	+3.829	16:26:33.023

Vuelta	empo de vuelta	Dif. resp. 1°	Hora del día
(22) ISMAEL BONILLA			
1	2:02.777	+3.218	16:06:54.391
2	2:01.551	+1.992	16:08:55.942
3	1:59.559		16:10:55.501
4	1:59.881	+0.322	16:12:55.382
5	2:00.443	+0.884	16:14:55.825
6	2:00.706	+1.147	16:16:56.531
7	2:01.629	+2.070	16:18:58.160
p8	5:06.650	+3:07.091	16:24:04.810

Vuelta	empo de vuelta	Dif. resp. 1°	Hora del día
(25) CARLOS ARBIZU			
1	2:28.449	+11.908	16:07:20.063
2	2:20.965	+4.424	16:09:41.028
3	2:17.656	+1.115	16:11:58.684
4	2:16.866	+0.325	16:14:15.550
5	2:16.846	+0.305	16:16:32.396
6	2:16.541		16:18:48.937

Vuelta	empo de vuelta	Dif. resp. 1°	Hora del día
(38) JUAN PEDRO LEON			
1	2:18.865		16:07:10.479



PIRELLI SERIES SUPERSTOCK

Vuelta a vuelta

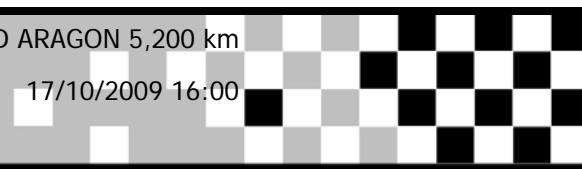
1000 DINOS

MOTORLAND ARAGON 5,200 km

2 MANGA

17/10/2009 16:00

Carrera (10 Vueltas) iniciado a 16:04:51



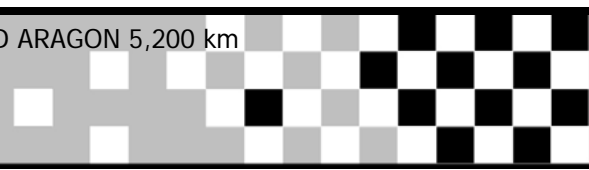
Competidores	Vueltas											
	0	1	2	3	4	5	6	7	8	9	10	
JORGE SANCHEZ (30)	1	30	22	22	22	22	22	22	22	3	3	3
MARIO PERU (35)	2	35	3	3	3	3	3	3	3	9	9	9
SANDRA JONES (29)	3	29	9	9	9	9	9	9	9	21	21	21
CARLOS ARBIZU (25)	4	25	21	21	21	21	21	21	21	36	36	36
JAVIER LAOSA (40)	5	40	36	36	36	6	36	36	36	4	4	4
ISMAEL BONILLA (22)	6	22	6	6	6	36	6	6	6	6	6	6
JOSE MORALES (4)	7	4	4	4	4	4	4	4	4	8	8	8
ORIOLO OLIVA (21)	8	21	35	8	8	8	8	8	8	26	26	26
AITOR MONTERO (10)	9	10	26	35	35	35	26	26	26	35	35	35
ANTONIO MORENO (36)	10	36	8	26	26	26	35	35	35	40	40	40
LUIS PEREZ (16)	11	16	38	40	40	40	40	40	40	16	16	16
JUAN PEDRO LEON (38)	12	38	40	16	16	16	16	16	16	31	31	31
ALBERTO LAMELAS (8)	13	8	16	31	31	25	25	25	31	30	30	30
MANEL SEGARRA (9)	14	9	31	30	30	30	30	30	30	22	22	29
RAMON FORTUNY (26)	15	26	29	25	25	31	31	31	29	29	29	29
ANTONI GUINOVART (3)	16	3	30	29	29	29	29	29	29	29	29	29
ENEKO ARRIETA (6)	17	6	25									
ALEX PINTADO (31)	18	31										

PIRELLI SERIES SUPERSTOCK

1000 DINOS

MOTORLAND ARAGON 5,200 km

PODIUM



Pos.	N°	Nombre	Total puntos	R1.	R2.	Dif. resp. 1°	Dif. resp. anterior
1	3	ANTONI GUINOVART	120	60	60	0	0
2	36	ANTONIO MORENO	105	45	60	15	15
3	9	MANEL SEGARRA	95	45	50	25	10
4	21	ORIOLO OLIVA	95	50	45	25	0
5	8	ALBERTO LAMELAS	95	50	45	25	0
6	4	JOSE MORALES	93	43	50	27	2
7	6	ENEKO ARRIETA	84	41	43	36	9
8	26	RAMON FORTUNY	84	41	43	36	0
9	35	MARIO PERU	84	43	41	36	0
10	29	SANDRA JONES	81	40	41	39	3
11	40	JAVIER LAOSA	79	39	40	41	2
12	16	LUIS PEREZ	79	40	39	41	0
13	31	ALEX PINTADO	76	38	38	44	3
14	38	JUAN PEDRO LEON	60	60	0	60	0
15	30	JORGE SANCHEZ	37	0	37	83	23
16	25	CARLOS ARBIZU	37	37	0	83	0
17	22	ISMAEL BONILLA	0	0	0	120	37
18	10	AITOR MONTERO	0	0	0	120	0