

PIRELLI SERIES SUPERSTOCK

Clasificado por mejor tiempo de vuelta

STK 600 DINOS

CIRCUITO PARCMOTOR 4,200 km

ENTRENOS CRONO 1

29/08/2009 09:35

Clasificación (30:00 Tiempo) iniciado a 9:54:10

Pos.	Nº	Nombre	Clase	Mejor Tm f. resp. 1º	Mejor Vel.	En Vuelta	Vueltas
1	17	JOSEBA MARTINEZ	STK 600 DIN OPEN	1:51.150	136,032	3	7
2	26	CARLOS VILLAR	STK 600 DINOS	1:52.439	134,473	4	6
3	25	DANIEL SALVAT	STK 600 DINOS	1:52.516	134,381	5	11
4	20	SERGI SEGARRA	STK 600 DINOS	1:52.791	134,053	8	8
5	23	EMILIO ZAMORA	STK 600 DINOS	1:53.870	132,783	12	13
6	16	J MANUEL NOTARIO	STK 600 DINOS	1:54.012	132,618	6	8
7	22	DANIEL SERRAT	STK 600 DINOS	1:55.536	130,868	8	9
8	11	ADAM CUSI	STK 600 DINOS	1:55.833	130,533	9	10
9	21	MARIO PRINCEP	STK 600 DIN OPEN	1:56.108	130,224	8	11
10	6	ADRIAN GARCIA	STK 600 DINOS	1:56.243	130,072	4	6
11	19	MARC GUILLAMENT	STK 600 DINOS	1:56.540	129,741	8	8
12	28	SABAS DELAMO	STK 600 DINOS	1:56.751	129,506	8	9
13	24	IGNACIO BELLUSO	STK 600 DINOS	1:57.251	128,954	8	10
14	29	ALEJANDRO RAHALI	STK 600 DINOS	1:58.000	128,136	4	4
15	27	FRANCISCO J PALAU	STK 600 DINOS	1:59.117	126,934	8	9
16	13	MAR ACEBES	STK 600 DINOS	2:01.084	124,872	5	7
17	4	MARCO ROMANELLI	STK 600 DINOS	2:02.488	123,441	1	8

PIRELLI SERIES SUPERSTOCK

STK 600 DINOS

CIRCUITO PARCMOTOR 4,200 km

ENTRENOS CRONO 1

29/08/2009 09:35

Clasificación (30:00 Tiempo) iniciado a 9:54:10

Lap	Lap Tm	Diff	Time of Day
(17) JOSEBA MARTINEZ			
1	1:56.954	+5.804	10:02:09.088
2	1:53.721	+2.571	10:04:02.809
3	1:51.150		10:05:53.959
4	1:52.486	+1.336	10:07:46.445
5	1:54.664	+3.514	10:09:41.109
6	1:53.598	+2.448	10:11:34.707
7	1:51.982	+0.832	10:13:26.689

Lap	Lap Tm	Diff	Time of Day
(26) CARLOS VILLAR			
1	2:04.366	+11.927	10:00:45.098
2	6:24.093	+4:31.654	10:07:09.191
3	1:53.611	+1.172	10:09:02.802
4	1:52.439		10:10:55.241
5	1:54.209	+1.770	10:12:49.450
6	1:52.938	+0.499	10:14:42.388

Lap	Lap Tm	Diff	Time of Day
(25) DANIEL SALVAT			
1	1:57.088	+4.572	10:02:25.036
2	1:53.568	+1.052	10:04:18.604
3	1:53.579	+1.063	10:06:12.183
4	1:53.751	+1.235	10:08:05.934
5	1:52.516		10:09:58.450
6	1:54.070	+1.554	10:11:52.520
7	1:53.334	+0.818	10:13:45.854
8	1:53.217	+0.701	10:15:39.071
9	1:55.677	+3.161	10:17:34.748
10	1:54.357	+1.841	10:19:29.105
11	1:53.771	+1.255	10:21:22.876

Lap	Lap Tm	Diff	Time of Day
(20) SERGI SEGARRA			
1	1:59.241	+6.450	9:59:30.286
2	1:57.238	+4.447	10:01:27.524
3	1:54.716	+1.925	10:03:22.240
4	1:53.571	+0.780	10:05:15.811
5	13:05.693	+11:12.902	10:18:21.504
6	1:54.064	+1.273	10:20:15.568
7	1:53.201	+0.410	10:22:08.769
8	1:52.791		10:24:01.560

Lap	Lap Tm	Diff	Time of Day
(23) EMILIO ZAMORA			
1	2:10.495	+16.625	9:59:35.466
2	2:05.087	+11.217	10:01:40.553
3	2:02.978	+9.108	10:03:43.531
4	2:01.634	+7.764	10:05:45.165
5	2:00.637	+6.767	10:07:45.802
6	1:59.377	+5.507	10:09:45.179
7	1:57.897	+4.027	10:11:43.076
8	1:57.247	+3.377	10:13:40.323
9	1:56.202	+2.332	10:15:36.525
10	1:56.849	+2.979	10:17:33.374
11	1:55.203	+1.333	10:19:28.577
12	1:53.870		10:21:22.447
13	1:54.388	+0.518	10:23:16.835

Lap	Lap Tm	Diff	Time of Day
(16) J MANUEL NOTARIO			
1	2:02.856	+8.844	10:01:08.855
2	1:55.899	+1.887	10:03:04.754
3	1:54.660	+0.648	10:04:59.414
4	1:56.896	+2.884	10:06:56.310
5	1:54.910	+0.898	10:08:51.220
6	1:54.012		10:10:45.232
7	11:42.179	+9:48.167	10:22:27.411
8	1:54.994	+0.982	10:24:22.405

Lap	Lap Tm	Diff	Time of Day
(22) DANIEL SERRAT			
1	2:05.240	+9.704	10:00:43.439
2	2:01.734	+6.198	10:02:45.173
3	1:59.366	+3.830	10:04:44.539
4	1:57.814	+2.278	10:06:42.353
5	1:57.224	+1.688	10:08:39.577
6	1:56.300	+0.764	10:10:35.877
7	1:56.378	+0.842	10:12:32.255
8	1:55.536		10:14:27.791
9	1:55.956	+0.420	10:16:23.747

Lap	Lap Tm	Diff	Time of Day
(11) ADAM CUSI			
1	2:10.271	+14.438	10:01:42.364
2	2:02.341	+6.508	10:03:44.705
3	2:00.980	+5.147	10:05:45.685
4	2:00.622	+4.789	10:07:46.307
5	1:57.398	+1.565	10:09:43.705
6	1:56.914	+1.081	10:11:40.619
7	1:56.116	+0.283	10:13:36.735
8	1:56.037	+0.204	10:15:32.772
9	1:55.833		10:17:28.605
10	1:57.377	+1.544	10:19:25.982

Lap	Lap Tm	Diff	Time of Day
(21) MARIO PRINCEP			
1	2:05.873	+9.765	9:59:35.866
2	2:06.564	+10.456	10:01:42.430
3	2:01.451	+5.343	10:03:43.881
4	2:02.069	+5.961	10:05:45.950
5	2:00.448	+4.340	10:07:46.398
6	1:59.131	+3.023	10:09:45.529
7	2:00.365	+4.257	10:11:45.894
8	1:56.108		10:13:42.002
9	1:58.229	+2.121	10:15:40.231
10	1:56.634	+0.526	10:17:36.865
11	1:56.263	+0.155	10:19:33.128

Lap	Lap Tm	Diff	Time of Day
(6) ADRIAN GARCIA			
1	2:04.736	+8.493	10:03:32.047
2	7:06.178	+5:09.935	10:10:38.225
3	1:59.714	+3.471	10:12:37.939
4	1:56.243		10:14:34.182
5	7:53.047	+5:56.804	10:22:27.229
6	1:57.016	+0.773	10:24:24.245

Lap	Lap Tm	Diff	Time of Day
(19) MARC GUILLAMENT			
1	2:06.648	+10.108	10:00:03.270
2	6:37.759	+4:41.219	10:06:41.029
3	2:01.109	+4.569	10:08:42.138
4	1:59.876	+3.336	10:10:42.014
5	2:00.297	+3.757	10:12:42.311
6	1:57.376	+0.836	10:14:39.687
7	6:40.692	+4:44.152	10:21:20.379
8	1:56.540		10:23:16.919

Lap	Lap Tm	Diff	Time of Day
(28) SABAS DELAMO			
1	8:31.175	+6:34.424	10:07:02.513
2	2:01.488	+4.737	10:09:04.001
3	2:00.478	+3.727	10:11:04.479
4	1:58.355	+1.604	10:13:02.834
5	2:02.456	+5.705	10:15:05.290
6	1:57.810	+1.059	10:17:03.100
7	2:29.641	+32.890	10:19:32.741
8	1:56.751		10:21:29.492
9	1:57.098	+0.347	10:23:26.590

Lap	Lap Tm	Diff	Time of Day
(24) IGNACIO BELLUSO			

Lap	Lap Tm	Diff	Time of Day
1	2:01.945	+4.694	10:00:07.214
2	2:01.830	+4.579	10:02:09.044
3	2:00.802	+3.551	10:04:09.846
4	2:00.696	+3.445	10:06:10.542
5	1:59.854	+2.603	10:08:10.396
6	1:59.665	+2.414	10:10:10.061
7	7:24.169	+5:26.918	10:17:34.230
8	1:57.251		10:19:31.481
9	1:57.307	+0.056	10:21:28.788
10	1:57.681	+0.430	10:23:26.469

Lap	Lap Tm	Diff	Time of Day
(29) ALEJANDRO RAHALI			
1	2:05.000	+7.000	10:05:06.753
2	6:35.538	+4:37.538	10:11:42.291
3	1:58.638	+0.638	10:13:40.929
4	1:58.000		10:15:38.929

Lap	Lap Tm	Diff	Time of Day
(27) FRANCISCO J PALAU			
1	2:04.188	+5.071	10:02:06.790
2	2:02.085	+2.968	10:04:08.875
3	2:01.348	+2.231	10:06:10.223
4	2:01.363	+2.246	10:08:11.586
5	7:35.148	+5:36.031	10:15:46.734
6	1:59.645	+0.528	10:17:46.379
7	1:59.692	+0.575	10:19:46.071
8	1:59.117		10:21:45.188
9	2:01.023	+1.906	10:23:46.211

Lap	Lap Tm	Diff	Time of Day
(13) MAR ACEBES			
1	2:03.266	+2.182	10:02:17.506
2	2:02.790	+1.706	10:04:20.296
3	2:03.104	+2.020	10:06:23.400
4	2:01.211	+0.127	10:08:24.611
5	2:01.084		10:10:25.695
6	2:03.280	+2.196	10:12:28.975
7	2:01.716	+0.632	10:14:30.691

Lap	Lap Tm	Diff	Time of Day
(4) MARCO ROMANELLI			
1	2:02.488		10:01:50.945
2	2:02.937	+0.449	10:03:53.882
3	9:08.834	+7:06.346	10:13:02.716
4	2:04.095	+1.607	10:15:06.811
5	2:05.352	+2.864	10:17:12.163
6	2:06.694	+4.206	10:19:18.857
7	2:03.287	+0.799	10:21:22.144
8	2:02.951	+0.463	10:23:25.095

STK 600 DINOS

CIRCUITO PARCMOTOR 4,200 km

ENTRENOS CRONO 2

29/08/2009 11:20

Clasificación iniciado a 11:45:40

Pos.	N°	Nombre	Clase	Mejor Tm f. resp. 1°	Mejor Vel.	En Vuelta	Vueltas
1	17	JOSEBA MARTINEZ	STK 600 DIN OPEN	1:49.996	137,460	6	7
2	25	DANIEL SALVAT	STK 600 DINOS	1:51.018	136,194	5	5
3	26	CARLOS VILLAR	STK 600 DINOS	1:51.353	135,784	4	5
4	20	SERGI SEGARRA	STK 600 DINOS	1:52.288	134,654	5	6
5	23	EMILIO ZAMORA	STK 600 DINOS	1:52.920	133,900	7	12
6	6	ADRIAN GARCIA	STK 600 DINOS	1:52.934	133,884	5	6
7	11	ADAM CUSI	STK 600 DINOS	1:53.305	133,445	9	12
8	16	J MANUEL NOTARIO	STK 600 DINOS	1:53.408	133,324	10	10
9	28	SABAS DELAMO	STK 600 DINOS	1:54.007	132,623	2	7
10	21	MARIO PRINCEP	STK 600 DIN OPEN	1:54.368	132,205	9	11
11	22	DANIEL SERRAT	STK 600 DINOS	1:54.708	131,813	9	10
12	19	MARC GUILLAMENT	STK 600 DINOS	1:54.776	131,735	5	5
13	24	IGNACIO BELLUSO	STK 600 DINOS	1:55.962	130,388	8	11
14	29	ALEJANDRO RAHALI	STK 600 DINOS	1:56.858	129,388	3	4
15	27	FRANCISCO J PALAU	STK 600 DINOS	1:59.383	126,651	2	5
16	13	MAR ACEBES	STK 600 DINOS	2:00.007	125,993	4	6
17	4	MARCO ROMANELLI	STK 600 DINOS	2:00.142	125,851	6	6

PIRELLI SERIES SUPERSTOCK

STK 600 DINOS

CIRCUITO PARCMOTOR 4,200 km

ENTRENOS CRONO 2

29/08/2009 11:20

Clasificación iniciado a 11:45:40

Lap	Lap Tm	Diff	Time of Day
(17) JOSEBA MARTINEZ			
1	1:53.247	+3.251	11:56:28.576
2	1:54.089	+4.093	11:58:22.665
3	1:51.536	+1.540	12:00:14.201
4	6:10.147	+4:20.151	12:06:24.348
5	1:51.136	+1.140	12:08:15.484
6	1:49.996		12:10:05.480
7	1:50.413	+0.417	12:11:55.893

Lap	Lap Tm	Diff	Time of Day
(25) DANIEL SALVAT			
1	1:53.564	+2.546	11:53:52.565
2	1:52.269	+1.251	11:55:44.834
3	1:51.733	+0.715	11:57:36.567
4	6:26.898	+4:35.880	12:04:03.465
5	1:51.018		12:05:54.483

Lap	Lap Tm	Diff	Time of Day
(26) CARLOS VILLAR			
1	1:54.585	+3.232	11:51:17.196
2	4:32.668	+2:41.315	11:55:49.864
3	1:51.942	+0.589	11:57:41.806
4	1:51.353		11:59:33.159
5	1:51.804	+0.451	12:01:24.963

Lap	Lap Tm	Diff	Time of Day
(20) SERGI SEGARRA			
1	1:55.223	+2.935	11:52:54.488
2	1:56.964	+4.676	11:54:51.452
3	1:54.035	+1.747	11:56:45.487
4	1:53.505	+1.217	11:58:38.992
5	1:52.288		12:00:31.280
6	15:41.972	+13:49.684	12:16:13.252

Lap	Lap Tm	Diff	Time of Day
(23) EMILIO ZAMORA			
1	1:57.476	+4.556	11:50:02.332
2	1:55.468	+2.548	11:51:57.800
3	2:15.039	+22.119	11:54:12.839
4	2:11.911	+18.991	11:56:24.750
5	6:25.858	+4:32.938	12:02:50.608
6	1:54.777	+1.857	12:04:45.385
7	1:52.920		12:06:38.305
8	1:53.747	+0.827	12:08:32.052
9	1:54.390	+1.470	12:10:26.442
10	1:53.492	+0.572	12:12:19.934
11	1:55.077	+2.157	12:14:15.011
12	1:58.731	+5.811	12:16:13.742

Lap	Lap Tm	Diff	Time of Day
(6) ADRIAN GARCIA			
1	2:05.389	+12.455	11:54:50.925
2	1:57.695	+4.761	11:56:48.620
3	7:15.453	+5:22.519	12:04:04.073
4	1:54.558	+1.624	12:05:58.631
5	1:52.934		12:07:51.565
6	1:53.372	+0.438	12:09:44.937

Lap	Lap Tm	Diff	Time of Day
(11) ADAM CUSI			
1	2:03.049	+9.744	11:54:50.531
2	1:56.955	+3.650	11:56:47.486
3	1:55.293	+1.988	11:58:42.779
4	1:54.102	+0.797	12:00:36.881
5	1:59.644	+6.339	12:02:36.525
6	1:55.818	+2.513	12:04:32.343
7	1:53.908	+0.603	12:06:26.251
8	1:53.550	+0.245	12:08:19.801
9	1:53.305		12:10:13.106
10	1:53.668	+0.363	12:12:06.774
11	2:15.268	+21.963	12:14:22.042

Lap	Lap Tm	Diff	Time of Day
12	2:16.406	+23.101	12:16:38.448

Lap	Lap Tm	Diff	Time of Day
(16) J MANUEL NOTARIO			
1	1:54.323	+0.915	11:51:19.467
2	1:53.777	+0.369	11:53:13.244
3	1:53.476	+0.068	11:55:06.720
4	1:54.159	+0.751	11:57:00.879
5	1:53.982	+0.574	11:58:54.861
6	1:53.883	+0.475	12:00:48.744
7	10:01.795	+8:08.387	12:10:50.539
8	1:55.708	+2.300	12:12:46.247
9	1:53.499	+0.091	12:14:39.746
10	1:53.408		12:16:33.154

Lap	Lap Tm	Diff	Time of Day
(28) SABAS DELAMO			
1	1:55.253	+1.246	11:55:32.196
2	1:54.007		11:57:26.203
3	1:54.664	+0.657	11:59:20.867
4	1:54.397	+0.390	12:01:15.264
5	10:20.789	+8:26.782	12:11:36.053
6	1:54.108	+0.101	12:13:30.161
7	1:54.563	+0.556	12:15:24.724

Lap	Lap Tm	Diff	Time of Day
(21) MARIO PRINCEP			
1	1:58.516	+4.148	11:54:26.740
2	1:57.619	+3.251	11:56:24.359
3	1:58.232	+3.864	11:58:22.591
4	1:55.391	+1.023	12:00:17.982
5	1:56.380	+2.012	12:02:14.362
6	1:56.054	+1.686	12:04:10.416
7	1:55.794	+1.426	12:06:06.210
8	1:55.461	+1.093	12:08:01.671
9	1:54.368		12:09:56.039
10	1:56.503	+2.135	12:11:52.542
11	1:54.926	+0.558	12:13:47.468

Lap	Lap Tm	Diff	Time of Day
(22) DANIEL SERRAT			
1	1:58.894	+4.186	11:51:10.148
2	1:57.331	+2.623	11:53:07.479
3	1:56.680	+1.972	11:55:04.159
4	1:55.426	+0.718	11:56:59.585
5	1:55.090	+0.382	11:58:54.675
6	1:55.690	+0.982	12:00:50.365
7	1:57.432	+2.724	12:02:47.797
8	1:55.022	+0.314	12:04:42.819
9	1:54.708		12:06:37.527
10	1:54.911	+0.203	12:08:32.438

Lap	Lap Tm	Diff	Time of Day
(19) MARC GUILLAMENT			
1	1:59.069	+4.293	11:50:01.159
2	1:57.391	+2.615	11:51:58.550
3	1:57.006	+2.230	11:53:55.556
4	1:55.740	+0.964	11:55:51.296
5	1:54.776		11:57:46.072

Lap	Lap Tm	Diff	Time of Day
(24) IGNACIO BELLUSO			
1	2:00.194	+4.232	11:51:18.351
2	1:59.466	+3.504	11:53:17.817
3	1:58.775	+2.813	11:55:16.592
4	1:58.937	+2.975	11:57:15.529
5	6:15.322	+4:19.360	12:03:30.851
6	1:58.409	+2.447	12:05:29.260
7	2:24.719	+28.757	12:07:53.979
8	1:55.962		12:09:49.941
9	1:56.498	+0.536	12:11:46.439
10	1:56.809	+0.847	12:13:43.248

Lap	Lap Tm	Diff	Time of Day
11	2:06.965	+11.003	12:15:50.213

Lap	Lap Tm	Diff	Time of Day
(29) ALEJANDRO RAHALI			
1	1:57.867	+1.009	11:50:04.229
2	1:57.915	+1.057	11:52:02.144
3	1:56.858		11:53:59.002
4	1:57.137	+0.279	11:55:56.139

Lap	Lap Tm	Diff	Time of Day
(27) FRANCISCO J PALAU			
1	2:01.035	+1.652	11:51:44.545
2	1:59.383		11:53:43.928
3	1:59.800	+0.417	11:55:43.728
4	2:00.581	+1.198	11:57:44.309
5	2:00.099	+0.716	11:59:44.408

Lap	Lap Tm	Diff	Time of Day
(13) MAR ACEBES			
1	2:04.427	+4.420	11:54:51.236
2	2:01.676	+1.669	11:56:52.912
3	2:00.377	+0.370	11:58:53.289
4	2:00.007		12:00:53.296
5	2:00.938	+0.931	12:02:54.234
6	2:02.178	+2.171	12:04:56.412

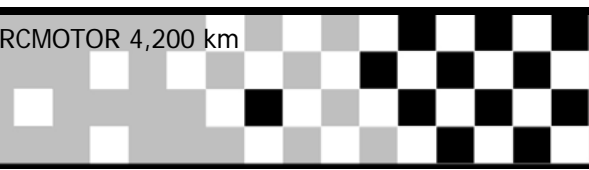
Lap	Lap Tm	Diff	Time of Day
(4) MARCO ROMANELLI			
1	2:00.796	+0.654	11:52:52.137
2	2:02.652	+2.510	11:54:54.789
3	2:01.200	+1.058	11:56:55.989
4	2:01.537	+1.395	11:58:57.526
5	9:11.575	+7:11.433	12:08:09.101
6	2:00.142		12:10:09.243

PIRELLI SERIES SUPERSTOCK

STK 600 DINOS

CIRCUITO PARCMOTOR 4,200 km

PARRILLA



Pos.	N°	Nombre	Clase	Mejor T° total	R1. Mejor Tm	Dif. resp. 1°
1	17	JOSEBA MARTINEZ	STK 600 DIN OPEN	1:49.996	1:51.150	
2	25	DANIEL SALVAT	STK 600 DINOS	1:51.018	1:52.516	1.022
3	26	CARLOS VILLAR	STK 600 DINOS	1:51.353	1:52.439	1.357
4	20	SERGI SEGARRA	STK 600 DINOS	1:52.288	1:52.791	2.292
5	23	EMILIO ZAMORA	STK 600 DINOS	1:52.920	1:53.870	2.924
6	6	ADRIAN GARCIA	STK 600 DINOS	1:52.934	1:56.243	2.938
7	11	ADAM CUSI	STK 600 DINOS	1:53.305	1:55.833	3.309
8	16	J MANUEL NOTARIO	STK 600 DINOS	1:53.408	1:54.012	3.412
9	28	SABAS DELAMO	STK 600 DINOS	1:54.007	1:56.751	4.011
10	21	MARIO PRINCEP	STK 600 DIN OPEN	1:54.368	1:56.108	4.372
11	22	DANIEL SERRAT	STK 600 DINOS	1:54.708	1:55.536	4.712
12	19	MARC GUILLAMENT	STK 600 DINOS	1:54.776	1:56.540	4.780
13	24	IGNACIO BELLUSO	STK 600 DINOS	1:55.962	1:57.251	5.966
14	29	ALEJANDRO RAHALI	STK 600 DINOS	1:56.858	1:58.000	6.862
15	27	FRANCISCO J PALAU	STK 600 DINOS	1:59.117	1:59.117	9.121
16	13	MAR ACEBES	STK 600 DINOS	2:00.007	2:01.084	10.011
17	4	MARCO ROMANELLI	STK 600 DINOS	2:00.142	2:02.488	10.146

Notificaciones

dorsal n° 20 penaliza 20 segundos por adelantarse en la salida

PIRELLI SERIES SUPERSTOCK
Clasificado por vueltas

STK 600 DINOS

CIRCUITO PARCMOTOR 4,200 km

1 MANGA

29/08/2009 14:00

Carrera (10 Vueltas) iniciado a 14:05:23

Pos.	Nº	Nombre	Clase	Vueltas	Dif. resp. 1º	resp. anterior	Total Tº	Mejor Tm	En Vuelta	Puntos
1	25	DANIEL SALVAT	STK 600 DINOS	10			18:26.942	1:49.627	3	60
2	17	JOSEBA MARTINEZ	STK 600 DIN OPEN	10	8.196	8.196	18:35.138	1:50.179	9	60
3	26	CARLOS VILLAR	STK 600 DINOS	10	15.155	6.959	18:42.097	1:50.087	3	50
4	16	J MANUEL NOTARIO	STK 600 DINOS	10	33.354	18.199	19:00.296	1:51.945	4	45
5	23	EMILIO ZAMORA	STK 600 DINOS	10	39.124	5.770	19:06.066	1:51.771	9	43
6	6	ADRIAN GARCIA	STK 600 DINOS	10	39.359	0.235	19:06.301	1:52.816	9	41
7	28	SABAS DELAMO	STK 600 DINOS	10	42.087	2.728	19:09.029	1:52.014	4	40
8	20	SERGI SEGARRA	STK 600 DINOS	10	47.471	5.384	19:14.413	1:51.554	3	39
9	11	ADAM CUSI	STK 600 DINOS	10	51.669	4.198	19:18.611	1:53.449	5	38
10	19	MARC GUILLAMENT	STK 600 DINOS	10	54.376	2.707	19:21.318	1:54.317	10	37
11	22	DANIEL SERRAT	STK 600 DINOS	10	55.032	0.656	19:21.974	1:55.053	7	36
12	21	MARIO PRINCEP	STK 600 DIN OPEN	10	55.890	0.858	19:22.832	1:54.629	8	50
13	29	ALEJANDRO RAHALI	STK 600 DINOS	10	1:32.373	36.483	19:59.315	1:56.306	3	35
14	27	FRANCISCO J PALAU	STK 600 DINOS	10	1:33.778	1.405	20:00.720	1:57.998	9	34
15	13	MAR ACEBES	STK 600 DINOS	10	1:48.070	14.292	20:15.012	1:58.920	10	33
16	4	MARCO ROMANELLI	STK 600 DINOS	10	1:49.653	1.583	20:16.595	2:00.247	10	32

No clasificado ()

NE	24	IGNACIO BELLUSO	STK 600 DINOS			NE			0	31
----	----	-----------------	---------------	--	--	----	--	--	---	----

Notificaciones

dorsal nº 20 penaliza 20 segundos por adelantarse en salida

Margin of Victory	Avg. Speed	Best Lap Tm	Best Spd	Best Lap by
8.196	136,592	1:49.627	137,922	25 - DANIEL SALVAT

PIRELLI SERIES SUPERSTOCK
Clasificado por vueltas

STK 600 DINOS

CIRCUITO PARCMOTOR 4,200 km

1 MANGA

29/08/2009 14:00

Carrera (10 Vueltas) iniciado a 14:05:23

Pos.	N°	Nombre	Clase	Vueltas	Dif. resp. 1°	resp. anterior	Total T°	Mejor Tm	En Vuelta	Puntos
STK 600 DIN OPEN										
1	17	JOSEBA MARTINEZ	STK 600 DIN OPEN	10			18:35.138	1:50.179	9	60
2	21	MARIO PRINCEP	STK 600 DIN OPEN	10	47.694	47.694	19:22.832	1:54.629	8	50
STK 600 DINOS										
1	25	DANIEL SALVAT	STK 600 DINOS	10			18:26.942	1:49.627	3	60
2	26	CARLOS VILLAR	STK 600 DINOS	10	15.155	15.155	18:42.097	1:50.087	3	50
3	16	J MANUEL NOTARIO	STK 600 DINOS	10	33.354	18.199	19:00.296	1:51.945	4	45
4	23	EMILIO ZAMORA	STK 600 DINOS	10	39.124	5.770	19:06.066	1:51.771	9	43
5	6	ADRIAN GARCIA	STK 600 DINOS	10	39.359	0.235	19:06.301	1:52.816	9	41
6	28	SABAS DELAMO	STK 600 DINOS	10	42.087	2.728	19:09.029	1:52.014	4	40
7	20	SERGI SEGARRA	STK 600 DINOS	10	47.471	5.384	19:14.413	1:51.554	3	39
8	11	ADAM CUSI	STK 600 DINOS	10	51.669	4.198	19:18.611	1:53.449	5	38
9	19	MARC GUILLAMENT	STK 600 DINOS	10	54.376	2.707	19:21.318	1:54.317	10	37
10	22	DANIEL SERRAT	STK 600 DINOS	10	55.032	0.656	19:21.974	1:55.053	7	36
11	29	ALEJANDRO RAHALI	STK 600 DINOS	10	1:32.373	37.341	19:59.315	1:56.306	3	35
12	27	FRANCISCO J PALAU	STK 600 DINOS	10	1:33.778	1.405	20:00.720	1:57.998	9	34
13	13	MAR ACEBES	STK 600 DINOS	10	1:48.070	14.292	20:15.012	1:58.920	10	33
14	4	MARCO ROMANELLI	STK 600 DINOS	10	1:49.653	1.583	20:16.595	2:00.247	10	32
No clasificado ()										
NE	24	IGNACIO BELLUSO	STK 600 DINOS			NE			0	31

Notificaciones

dorsal n° 20 penaliza 20 segundos por adelantarse en salida

Margin of Victory	Avg. Speed	Best Lap Tm	Best Spd	Best Lap by
8.196	136,592	1:49.627	137,922	25 - DANIEL SALVAT



SERIES

SUPERSTOCK

PIRELLI SERIES SUPERSTOCK

Vuelta a vuelta

STK 600 DINOS

CIRCUITO PARCMOTOR 4,200 km

1 MANGA


29/08/2009 14:00

Carrera (10 Vueltas) iniciado a 14:05:23

Competidores

Vueltas

	1	2	3	4	5	6	7	8	9	10
DANIEL SALVAT (25)	1	25	25	25	25	25	25	25	25	25
JOSEBA MARTINEZ (17)	2	17	17	17	17	17	17	17	17	17
EMILIO ZAMORA (23)	3	23	23	26	26	26	26	26	26	26
CARLOS VILLAR (26)	4	26	26	23	23	23	23	23	23	20
SABAS DELAMO (28)	5	28	28	16	16	16	16	20	20	16
DANIEL SERRAT (22)	6	22	16	28	28	28	20	16	16	23
J MANUEL NOTARIO (16)	7	16	6	20	20	20	28	6	6	6
ADRIAN GARCIA (6)	8	6	20	6	6	6	6	28	28	28
MARC GUILLAMENT (19)	9	19	22	22	22	11	11	11	11	11
ADAM CUSI (11)	10	11	19	19	11	22	19	19	22	19
SERGI SEGARRA (20)	11	20	11	11	19	19	22	22	19	22
MARIO PRINCEP (21)	12	21	21	21	21	21	21	21	21	21
FRANCISCO J PALAU (27)	13	27	29	29	29	29	29	29	29	29
ALEJANDRO RAHALI (29)	14	29	27	27	27	27	27	27	27	27
MARCO ROMANELLI (4)	15	4	13	13	13	13	13	13	13	13
MAR ACEBES (13)	16	13	4	4	4	4	4	4	4	4
-	17									



STK 600 DINOS

CIRCUITO PARCMOTOR 4,200 km

ENTRENOS CRONO 2

29/08/2009 11:20

Clasificación iniciado a 11:45:40

Pos.	N°	Nombre	Clase	Mejor Tm f. resp. 1°	Mejor Vel.	En Vuelta	Vueltas
1	17	JOSEBA MARTINEZ	STK 600 DIN OPEN	1:49.996	137,460	6	7
2	25	DANIEL SALVAT	STK 600 DINOS	1:51.018	136,194	5	5
3	26	CARLOS VILLAR	STK 600 DINOS	1:51.353	135,784	4	5
4	20	SERGI SEGARRA	STK 600 DINOS	1:52.288	134,654	5	6
5	23	EMILIO ZAMORA	STK 600 DINOS	1:52.920	133,900	7	12
6	6	ADRIAN GARCIA	STK 600 DINOS	1:52.934	133,884	5	6
7	11	ADAM CUSI	STK 600 DINOS	1:53.305	133,445	9	12
8	16	J MANUEL NOTARIO	STK 600 DINOS	1:53.408	133,324	10	10
9	28	SABAS DELAMO	STK 600 DINOS	1:54.007	132,623	2	7
10	21	MARIO PRINCEP	STK 600 DIN OPEN	1:54.368	132,205	9	11
11	22	DANIEL SERRAT	STK 600 DINOS	1:54.708	131,813	9	10
12	19	MARC GUILLAMENT	STK 600 DINOS	1:54.776	131,735	5	5
13	24	IGNACIO BELLUSO	STK 600 DINOS	1:55.962	130,388	8	11
14	29	ALEJANDRO RAHALI	STK 600 DINOS	1:56.858	129,388	3	4
15	27	FRANCISCO J PALAU	STK 600 DINOS	1:59.383	126,651	2	5
16	13	MAR ACEBES	STK 600 DINOS	2:00.007	125,993	4	6
17	4	MARCO ROMANELLI	STK 600 DINOS	2:00.142	125,851	6	6

PIRELLI SERIES SUPERSTOCK
Clasificado por vueltas

STK 600 DINOS

CIRCUITO PARCMOTOR 4,200 km

2 MANGA

29/08/2009 17:00

Carrera (10 Vueltas) iniciado a 17:00:16

Pos	No.	Name	Class	Laps	Diff	Total Tm	Best Tm Nat/State	Sponsor
-----	-----	------	-------	------	------	----------	-------------------	---------

STK 600 DIN OPEN

1	17	JOSEBA MARTINEZ	STK 600 DIN OPEN	10		18:23.471	1:49.507	
2	21	MARIO PRINCEP	STK 600 DIN OPEN	10	1:07.408	19:30.879	1:55.373	

STK 600 DINOS

1	25	DANIEL SALVAT	STK 600 DINOS	10		18:23.788	1:49.633	
2	26	CARLOS VILLAR	STK 600 DINOS	10	21.918	18:45.706	1:50.785	
3	23	EMILIO ZAMORA	STK 600 DINOS	10	28.391	18:52.179	1:51.735	
4	6	ADRIAN GARCIA	STK 600 DINOS	10	33.860	18:57.648	1:51.574	
5	28	SABAS DELAMO	STK 600 DINOS	10	41.954	19:05.742	1:53.148	
6	11	ADAM CUSI	STK 600 DINOS	10	42.971	19:06.759	1:52.222	
7	16	J MANUEL NOTARIO	STK 600 DINOS	10	43.915	19:07.703	1:52.852	
8	19	MARC GUILLAMENT	STK 600 DINOS	10	57.012	19:20.800	1:54.379	
9	22	DANIEL SERRAT	STK 600 DINOS	10	1:04.409	19:28.197	1:54.713	
10	27	FRANCISCO J PALAU	STK 600 DINOS	10	1:41.940	20:05.728	1:58.897	
11	13	MAR ACEBES	STK 600 DINOS	10	1:51.018	20:14.806	2:00.000	
12	4	MARCO ROMANELLI	STK 600 DINOS	10	2:01.169	20:24.957	2:01.203	
NT	20	SERGI SEGARRA	STK 600 DINOS	3	NT	5:49.465	1:53.145	

No clasificado ()

NT	29	ALEJANDRO RAHALI	STK 600 DINOS	1	NT	2:03.262		
----	----	------------------	---------------	---	----	----------	--	--

Margin of Victory	Avg. Speed	Best Lap Tm	Best Spd	Best Lap by
0.317	137,022	1:49.507	138,073	17 - JOSEBA MARTINEZ

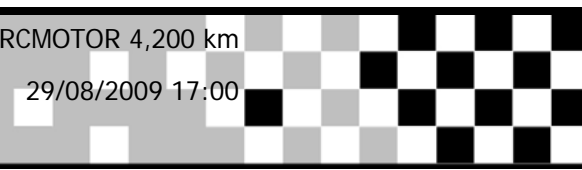
STK 600 DINOS

CIRCUITO PARCMOTOR 4,200 km

2 MANGA

29/08/2009 17:00

Carrera (10 Vueltas) iniciado a 17:00:16



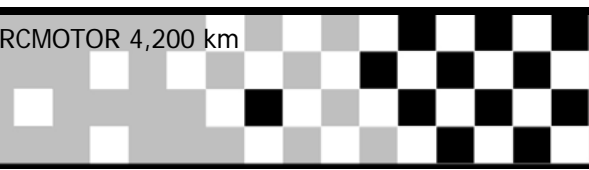
Competidores	Vueltas									
	1	2	3	4	5	6	7	8	9	10
DANIEL SALVAT (25)	1	25	25	25	25	25	25	17	17	17
JOSEBA MARTINEZ (17)	2	17	17	17	17	17	17	25	25	25
EMILIO ZAMORA (23)	3	23	26	26	26	26	26	26	26	26
SABAS DELAMO (28)	4	28	23	23	23	23	23	23	23	23
CARLOS VILLAR (26)	5	26	28	28	6	6	6	6	6	6
ADRIAN GARCIA (6)	6	6	6	28	28	28	28	28	28	28
ADAM CUSI (11)	7	11	11	20	11	11	11	16	16	11
DANIEL SERRAT (22)	8	22	20	11	16	16	16	11	11	16
MARC GUILLAMENT (19)	9	19	22	16	19	19	19	19	19	19
SERGI SEGARRA (20)	10	20	19	19	22	22	22	22	22	22
ALEJANDRO RAHALI (29)	11	29	16	22	21	21	21	21	21	21
MARIO PRINCEP (21)	12	21	21	21	27	27	27	27	27	27
J MANUEL NOTARIO (16)	13	16	27	27	13	13	13	13	13	13
FRANCISCO J PALAU (27)	14	27	13	13	4	4	4	4	4	4
MAR ACEBES (13)	15	13	4	4						
MARCO ROMANELLI (4)	16	4								

PIRELLI SERIES SUPERSTOCK

STK 600 DINOS

CIRCUITO PARCMOTOR 4,200 km

SCRATCH



Pos.	Nº	Nombre	Clase	Total puntos	R1.	R2.	Dif. resp. 1º
STK 600 DIN OPEN							
1	17	JOSEBA MARTINEZ	STK 600 DIN OPEN	120	60	60	0
2	21	MARIO PRINCEP	STK 600 DIN OPEN	100	50	50	20
STK 600 DINOS							
1	25	DANIEL SALVAT	STK 600 DINOS	120	60	60	0
2	26	CARLOS VILLAR	STK 600 DINOS	100	50	50	20
3	23	EMILIO ZAMORA	STK 600 DINOS	88	43	45	32
4	6	ADRIAN GARCIA	STK 600 DINOS	84	41	43	36
5	16	J MANUEL NOTARIO	STK 600 DINOS	84	45	39	36
6	28	SABAS DELAMO	STK 600 DINOS	81	40	41	39
7	11	ADAM CUSI	STK 600 DINOS	78	38	40	42
8	19	MARC GUILLAMENT	STK 600 DINOS	75	37	38	45
9	22	DANIEL SERRAT	STK 600 DINOS	73	36	37	47
10	27	FRANCISCO J PALAU	STK 600 DINOS	70	34	36	50
11	13	MAR ACEBES	STK 600 DINOS	68	33	35	52
12	4	MARCO ROMANELLI	STK 600 DINOS	66	32	34	54
13	20	SERGI SEGARRA	STK 600 DINOS	39	39	0	81
14	29	ALEJANDRO RAHALI	STK 600 DINOS	35	35	0	85
15	24	IGNACIO BELLUSO	STK 600 DINOS	31	31	--	89

STK 1000 DINOS

CIRCUITO PARCMOTOR 4,200 km

ENTRENOS CRONO 1

29/08/2009 10:10

Clasificación (30:00 Tiempo) iniciado a 10:29:13

Pos.	Nº	Nombre	Clase	Mejor Tm f. resp. 1º	Mejor Vel.	En Vuelta	Vueltas
1	36	ANTONIO MORENO	STK 1000 DIN OPEN	1:46.858	141,496	4	4
2	9	MANEL SEGARRA	STK 1000 DINOS	1:47.419	140,757	9	9
3	38	JUAN P LEON	STK 1000 DIN OPEN	1:47.651	140,454	7	7
4	2	HERNAN TOBAR	STK 1000 DINOS	1:47.730	140,351	4	4
5	3	ANTONI GUINOVART	STK 1000 DINOS	1:47.758	140,314	8	9
6	31	OSCAR PENA	STK 1000 DINOS	1:48.179	139,768	7	7
7	15	SERGI MUÑOZ	STK 1000 DIN OPEN	1:48.897	138,847	5	6
8	26	ALFREDO MORANT	STK 1000 DINOS	1:49.990	137,467	5	6
9	10	AITOR MONTERO	STK 1000 DIN OPEN	1:50.839	136,414	5	7
10	5	JORGE SERRA	STK 1000 DINOS	1:50.965	136,259	3	4
11	32	PERE LLORENS	STK 1000 DIN OPEN	1:51.605	135,478	9	9
12	7	XAVIER VILANA	STK 1000 DINOS	1:51.708	135,353	7	7
13	6	ENEKO ARRIETA	STK 1000 DINOS	1:52.209	134,749	7	7
14	19	OSCAR MARIN	STK 1000 DINOS	1:52.260	134,687	5	6
15	4	JOSE M SALVADOR	STK 1000 DIN OPEN	1:53.264	133,493	9	11
16	29	PABLO GARCIA	STK 1000 DIN OPEN	1:53.487	133,231	4	6
17	39	ARTURO ESPUNY	STK 1000 DINOS	1:53.763	132,908	5	8
18	25	JAVIER BUENDIA	STK 1000 DINOS	2:00.189	125,802	4	4
19	28	MANUEL SANTIAGO	STK 1000 DIN OPEN	2:01.376	124,572	4	6
20	30	JORGE SANCHEZ	STK 1000 DINOS	2:02.874	123,053	5	6
21	40	JAVIER LAOSA	STK 1000 DINOS	2:03.264	122,664	5	6

PIRELLI SERIES SUPERSTOCK

STK 1000 DINOS

CIRCUITO PARCMOTOR 4,200 km

ENTRENOS CRONO 1

29/08/2009 10:10

Clasificación (30:00 Tiempo) iniciado a 10:29:13

Vuelta	empo de vuelta	Dif. resp. 1°	Hora del día
(36) ANTONIO MORENO			
1	1:51.846	+4.988	10:45:25.490
2	1:49.816	+2.958	10:47:15.306
3	1:47.715	+0.857	10:49:03.021
4	1:46.858		10:50:49.879

Vuelta	empo de vuelta	Dif. resp. 1°	Hora del día
(9) MANEL SEGARRA			
1	1:50.086	+2.667	10:35:13.694
2	1:49.185	+1.766	10:37:02.879
3	1:49.040	+1.621	10:38:51.919
4	11:31.207	+9:43.788	10:50:23.126
5	1:48.388	+0.969	10:52:11.514
6	1:48.361	+0.942	10:53:59.875
7	1:49.329	+1.910	10:55:49.204
8	1:52.558	+5.139	10:57:41.762
9	1:47.419		10:59:29.181

Vuelta	empo de vuelta	Dif. resp. 1°	Hora del día
(38) JUAN P LEON			
1	1:50.942	+3.291	10:36:21.280
2	1:50.319	+2.668	10:38:11.599
3	1:49.879	+2.228	10:40:01.478
4	1:48.367	+0.716	10:41:49.845
5	12:08.253	+10:20.602	10:53:58.098
6	1:50.690	+3.039	10:55:48.788
7	1:47.651		10:57:36.439

Vuelta	empo de vuelta	Dif. resp. 1°	Hora del día
(2) HERNAN TOBAR			
1	4:59.788	+3:12.058	10:39:14.564
2	1:48.777	+1.047	10:41:03.341
3	1:48.475	+0.745	10:42:51.816
4	1:47.730		10:44:39.546

Vuelta	empo de vuelta	Dif. resp. 1°	Hora del día
(3) ANTONI GUINOVART			
1	1:48.486	+0.728	10:39:36.961
2	1:48.361	+0.603	10:41:25.322
3	1:49.141	+1.383	10:43:14.463
4	1:48.425	+0.667	10:45:02.888
5	1:48.293	+0.535	10:46:51.181
6	8:23.686	+6:35.928	10:55:14.867
7	1:48.470	+0.712	10:57:03.337
8	1:47.758		10:58:51.095
9	1:48.430	+0.672	11:00:39.525

Vuelta	empo de vuelta	Dif. resp. 1°	Hora del día
(31) OSCAR PENA			
1	1:51.362	+3.183	10:39:47.007
2	1:49.772	+1.593	10:41:36.779
3	1:49.411	+1.232	10:43:26.190
4	7:48.716	+6:00.537	10:51:14.906
5	1:48.875	+0.696	10:53:03.781
6	1:48.283	+0.104	10:54:52.064
7	1:48.179		10:56:40.243

Vuelta	empo de vuelta	Dif. resp. 1°	Hora del día
(15) SERGI MUÑOZ			
1	1:53.387	+4.490	10:35:06.476
2	1:50.621	+1.724	10:36:57.097
3	1:50.223	+1.326	10:38:47.320
4	1:48.954	+0.057	10:40:36.274
5	1:48.897		10:42:25.171
6	1:49.037	+0.140	10:44:14.208

Vuelta	empo de vuelta	Dif. resp. 1°	Hora del día
(26) ALFREDO MORANT			
1	1:54.149	+4.159	10:36:10.378
2	1:50.379	+0.389	10:38:00.757
3	8:20.424	+6:30.434	10:46:21.181
4	1:51.885	+1.895	10:48:13.066

Vuelta	empo de vuelta	Dif. resp. 1°	Hora del día
5	1:49.990		10:50:03.056
6	1:50.062	+0.072	10:51:53.118

Vuelta	empo de vuelta	Dif. resp. 1°	Hora del día
(10) AITOR MONTERO			
1	1:54.949	+4.110	10:34:17.546
2	1:51.809	+0.970	10:36:09.355
3	1:51.026	+0.187	10:38:00.381
4	1:51.365	+0.526	10:39:51.746
5	1:50.839		10:41:42.585
6	1:51.135	+0.296	10:43:33.720
7	15:47.926	+13:57.087	10:59:21.646

Vuelta	empo de vuelta	Dif. resp. 1°	Hora del día
(5) JORGE SERRA			
1	1:56.571	+5.606	10:34:23.077
2	1:52.439	+1.474	10:36:15.516
3	1:50.965		10:38:06.481
4	21:57.360	+20:06.395	11:00:03.841

Vuelta	empo de vuelta	Dif. resp. 1°	Hora del día
(32) PERE LLORENS			
1	2:02.078	+10.473	10:34:39.511
2	1:58.460	+6.855	10:36:37.971
3	1:55.510	+3.905	10:38:33.481
4	4:09.402	+2:17.797	10:42:42.883
5	1:54.326	+2.721	10:44:37.209
6	1:53.805	+2.200	10:46:31.014
7	1:52.600	+0.995	10:48:23.614
8	1:51.660	+0.055	10:50:15.274
9	1:51.605		10:52:06.879

Vuelta	empo de vuelta	Dif. resp. 1°	Hora del día
(7) XAVIER VILANA			
1	1:56.646	+4.938	10:37:41.613
2	1:54.544	+2.836	10:39:36.157
3	1:54.043	+2.335	10:41:30.200
4	1:56.305	+4.597	10:43:26.505
5	1:56.132	+4.424	10:45:22.637
6	1:53.517	+1.809	10:47:16.154
7	1:51.708		10:49:07.862

Vuelta	empo de vuelta	Dif. resp. 1°	Hora del día
(6) ENEKO ARRIETA			
1	1:59.794	+7.585	10:35:12.375
2	1:53.795	+1.586	10:37:06.170
3	1:53.319	+1.110	10:38:59.489
4	7:44.490	+5:52.281	10:46:43.979
5	1:55.372	+3.163	10:48:39.351
6	1:52.730	+0.521	10:50:32.081
7	1:52.209		10:52:24.290

Vuelta	empo de vuelta	Dif. resp. 1°	Hora del día
(19) OSCAR MARIN			
1	1:58.068	+5.808	10:36:31.297
2	1:57.384	+5.124	10:38:28.681
3	6:37.600	+4:45.340	10:45:06.281
4	1:54.989	+2.729	10:47:01.270
5	1:52.260		10:48:53.530
6	1:52.902	+0.642	10:50:46.432

Vuelta	empo de vuelta	Dif. resp. 1°	Hora del día
(4) JOSE M SALVADOR			
1	2:02.055	+8.791	10:36:16.650
2	1:54.899	+1.635	10:38:11.549
3	1:54.612	+1.348	10:40:06.161
4	1:54.068	+0.804	10:42:00.229
5	1:53.806	+0.542	10:43:54.035
6	1:53.979	+0.715	10:45:48.014
7	1:54.961	+1.697	10:47:42.975
8	1:54.021	+0.757	10:49:36.996
9	1:53.264		10:51:30.260
10	6:56.191	+5:02.927	10:58:26.451

Vuelta	empo de vuelta	Dif. resp. 1°	Hora del día
11	1:54.168	+0.904	11:00:20.619

Vuelta	empo de vuelta	Dif. resp. 1°	Hora del día
(29) PABLO GARCIA			
1	1:58.420	+4.933	10:36:40.777
2	1:54.944	+1.457	10:38:35.721
3	1:54.710	+1.223	10:40:30.431
4	1:53.487		10:42:23.918
5	1:54.081	+0.594	10:44:17.999
6	1:53.985	+0.498	10:46:11.984

Vuelta	empo de vuelta	Dif. resp. 1°	Hora del día
(39) ARTURO ESPUNY			
1	1:58.357	+4.594	10:36:52.792
2	1:58.189	+4.426	10:38:50.981
3	1:54.927	+1.164	10:40:45.908
4	1:54.403	+0.640	10:42:40.311
5	1:53.763		10:44:34.074
6	12:31.932	+10:38.169	10:57:06.006
7	1:54.099	+0.336	10:59:00.105
8	1:53.786	+0.023	11:00:53.891

Vuelta	empo de vuelta	Dif. resp. 1°	Hora del día
(25) JAVIER BUENDIA			
1	2:02.259	+2.070	10:37:14.890
2	2:00.391	+0.202	10:39:15.281
3	2:02.955	+2.766	10:41:18.236
4	2:00.189		10:43:18.425

Vuelta	empo de vuelta	Dif. resp. 1°	Hora del día
(28) MANUEL SANTIAGO			
1	2:07.830	+6.454	10:36:47.658
2	2:03.415	+2.039	10:38:51.073
3	9:49.537	+7:48.161	10:48:40.610
4	2:01.376		10:50:41.986
5	2:01.449	+0.073	10:52:43.435
6	8:14.433	+6:13.057	11:00:57.868

Vuelta	empo de vuelta	Dif. resp. 1°	Hora del día
(30) JORGE SANCHEZ			
1	2:04.878	+2.004	10:35:24.295
2	2:03.846	+0.972	10:37:28.141
3	9:03.984	+7:01.110	10:46:32.125
4	2:03.814	+0.940	10:48:35.939
5	2:02.874		10:50:38.813
6	2:04.146	+1.272	10:52:42.959

Vuelta	empo de vuelta	Dif. resp. 1°	Hora del día
(40) JAVIER LAOSA			
1	2:10.980	+7.716	10:39:08.626
2	2:09.862	+6.598	10:41:18.488
3	2:06.566	+3.302	10:43:25.054
4	8:48.054	+6:44.790	10:52:13.108
5	2:03.264		10:54:16.372
6	6:23.437	+4:20.173	11:00:39.809

PIRELLI SERIES SUPERSTOCK

Clasificado por mejor tiempo de vuelta

STK 1000 DINOS

CIRCUITO PARCMOTOR 4,200 km

ENTRENOS CRONO 2

29/08/2009 11:55

Clasificación (30:00 Tiempo) iniciado a 12:21:22

Pos.	Nº	Nombre	Clase	Mejor Tm f. resp. 1º	Mejor Vel.	En Vuelta	Vueltas
1	9	MANEL SEGARRA	STK 1000 DINOS	1:47.168	141,087	3	5
2	36	ANTONIO MORENO	STK 1000 DIN OPEN	1:47.530	0.362	140,612	2
3	38	JUAN P LEON	STK 1000 DIN OPEN	1:47.929	0.761	140,092	4
4	3	ANTONI GUINOVART	STK 1000 DINOS	1:47.966	0.798	140,044	7
5	15	SERGI MUÑOZ	STK 1000 DIN OPEN	1:48.066	0.898	139,914	3
6	31	OSCAR PENA	STK 1000 DINOS	1:48.177	1.009	139,771	7
7	2	HERNAN TOBAR	STK 1000 DINOS	1:48.240	1.072	139,690	5
8	26	ALFREDO MORANT	STK 1000 DINOS	1:49.258	2.090	138,388	9
9	10	AITOR MONTERO	STK 1000 DIN OPEN	1:49.387	2.219	138,225	12
10	32	PERE LLORENS	STK 1000 DIN OPEN	1:49.648	2.480	137,896	6
11	6	ENEKO ARRIETA	STK 1000 DINOS	1:50.255	3.087	137,137	6
12	7	XAVIER VILANA	STK 1000 DINOS	1:51.187	4.019	135,987	7
13	5	JORGE SERRA	STK 1000 DINOS	1:51.428	4.260	135,693	1
14	19	OSCAR MARIN	STK 1000 DINOS	1:53.001	5.833	133,804	2
15	39	ARTURO ESPUNY	STK 1000 DINOS	1:53.396	6.228	133,338	8
16	4	JOSE M SALVADOR	STK 1000 DIN OPEN	1:55.725	8.557	130,655	2
17	40	JAVIER LAOSA	STK 1000 DINOS	1:58.821	11.653	127,250	5
18	28	MANUEL SANTIAGO	STK 1000 DIN OPEN	1:59.002	11.834	127,057	5
19	25	JAVIER BUENDIA	STK 1000 DINOS	2:01.912	14.744	124,024	5
20	30	JORGE SANCHEZ	STK 1000 DINOS	2:02.817	15.649	123,110	2

PIRELLI SERIES SUPERSTOCK

STK 1000 DINOS

CIRCUITO PARCMOTOR 4,200 km

ENTRENOS CRONO 2

29/08/2009 11:55

Clasificación (30:00 Tiempo) iniciado a 12:21:22

Vuelta	empo de vuelta	Dif. resp. 1°	Hora del día
(9) MANEL SEGARRA			
1	1:49.252	+2.084	12:34:48.914
2	1:55.219	+8.051	12:36:44.133
3	1:47.168		12:38:31.301
4	1:47.459	+0.291	12:40:18.760
5	1:47.276	+0.108	12:42:06.036
(36) ANTONIO MORENO			
1	1:48.986	+1.456	12:45:40.183
2	1:47.530		12:47:27.713
(38) JUAN P LEON			
1	1:49.812	+1.883	12:34:48.130
2	1:50.030	+2.101	12:36:38.160
3	1:48.279	+0.350	12:38:26.439
4	1:47.929		12:40:14.368
(3) ANTONI GUINOVRT			
1	1:49.176	+1.210	12:41:54.378
2	1:49.164	+1.198	12:43:43.542
3	1:48.868	+0.902	12:45:32.410
4	1:48.450	+0.484	12:47:20.860
5	1:47.998	+0.032	12:49:08.858
6	7:01.367	+5:13.401	12:56:10.225
7	1:47.966		12:57:58.191
(15) SERGI MUÑOZ			
1	1:49.583	+1.517	12:34:48.543
2	1:50.306	+2.240	12:36:38.849
3	1:48.066		12:38:26.915
4	1:48.316	+0.250	12:40:15.231
(31) OSCAR PENA			
1	1:49.385	+1.208	12:35:41.441
2	1:48.496	+0.319	12:37:29.937
3	1:49.369	+1.192	12:39:19.306
4	2:06.154	+17.977	12:41:25.460
5	1:48.324	+0.147	12:43:13.784
6	2:02.183	+14.006	12:45:15.967
7	1:48.177		12:47:04.144
8	1:48.251	+0.074	12:48:52.395
9	6:25.385	+4:37.208	12:55:17.780
10	1:48.430	+0.253	12:57:06.210
(2) HERNAN TOBAR			
1	5:18.886	+3:30.646	12:41:06.076
2	1:49.373	+1.133	12:42:55.449
3	2:37.507	+49.267	12:45:32.956
4	1:48.661	+0.421	12:47:21.617
5	1:48.240		12:49:09.857
(26) ALFREDO MORANT			
1	1:51.410	+2.152	12:36:29.868
2	1:50.677	+1.419	12:38:20.545
3	1:50.444	+1.186	12:40:10.989
4	1:50.582	+1.324	12:42:01.571
5	7:11.148	+5:21.890	12:49:12.719
6	1:51.104	+1.846	12:51:03.823
7	1:49.675	+0.417	12:52:53.498
8	1:49.880	+0.622	12:54:43.378
9	1:49.258		12:56:32.636
(10) AITOR MONTERO			
1	9:27.547	+7:38.160	12:33:09.948
2	1:51.596	+2.209	12:35:01.544

Vuelta	empo de vuelta	Dif. resp. 1°	Hora del día
3	1:50.456	+1.069	12:36:52.000
4	1:50.022	+0.635	12:38:42.022
5	1:49.974	+0.587	12:40:31.996
6	1:50.161	+0.774	12:42:22.157
7	1:50.058	+0.671	12:44:12.215
8	1:50.116	+0.729	12:46:02.331
9	5:23.797	+3:34.410	12:51:26.128
10	1:50.521	+1.134	12:53:16.649
11	1:49.751	+0.364	12:55:06.400
12	1:49.387		12:56:55.787
(32) PERE LLORENS			
1	1:53.813	+4.165	12:34:46.112
2	4:32.048	+2:42.400	12:39:18.160
3	4:49.647	+2:59.999	12:44:07.807
4	1:49.861	+0.213	12:45:57.668
5	1:49.957	+0.309	12:47:47.225
6	1:49.648		12:49:37.273
7	4:12.124	+2:22.476	12:53:49.397
8	1:49.751	+0.103	12:55:39.148
9	1:49.790	+0.142	12:57:28.938
(6) ENEKO ARRIETA			
1	1:51.676	+1.421	12:35:28.725
2	1:51.999	+1.744	12:37:20.724
3	1:51.543	+1.288	12:39:12.267
4	1:51.172	+0.917	12:41:03.439
5	1:50.858	+0.603	12:42:54.297
6	1:50.255		12:44:44.552
7	1:50.498	+0.243	12:46:35.050
8	10:36.434	+8:46.179	12:57:11.484
(7) XAVIER VILANA			
1	1:53.672	+2.485	12:35:29.487
2	1:52.417	+1.230	12:37:21.904
3	1:52.278	+1.091	12:39:14.182
4	1:54.173	+2.986	12:41:08.355
5	1:51.606	+0.419	12:42:59.961
6	1:51.633	+0.446	12:44:51.594
7	1:51.187		12:46:42.781
8	1:51.317	+0.130	12:48:34.098
(5) JORGE SERRA			
1	1:51.428		12:35:15.331
2	1:52.034	+0.606	12:37:07.365
3	1:51.728	+0.300	12:38:59.093
4	8:15.213	+6:23.785	12:47:14.306
5	1:53.547	+2.119	12:49:07.853
6	1:52.616	+1.188	12:51:00.469
(19) OSCAR MARIN			
1	1:53.269	+0.268	12:38:05.965
2	1:53.001		12:39:58.966
(39) ARTURO ESPUNY			
1	1:54.353	+0.957	12:34:53.493
2	1:54.258	+0.862	12:36:47.751
3	1:55.214	+1.818	12:38:42.965
4	1:53.476	+0.080	12:40:36.441
5	9:04.756	+7:11.360	12:49:41.197
6	1:57.155	+3.759	12:51:38.352
7	1:53.694	+0.298	12:53:32.046
8	1:53.396		12:55:25.442
(4) JOSE M SALVADOR			
1	1:57.096	+1.371	12:56:27.583


Vuelta	empo de vuelta	Dif. resp. 1°	Hora del día
2	1:55.725		12:58:23.308
(40) JAVIER LAOSA			
1	2:01.863	+3.042	12:35:02.552
2	1:59.939	+1.118	12:37:02.491
3	2:00.801	+1.980	12:39:03.292
4	2:06.173	+7.352	12:41:09.465
5	1:58.821		12:43:08.286
6	9:33.967	+7:35.146	12:52:42.253
(28) MANUEL SANTIAGO			
1	1:59.869	+0.867	12:35:09.632
2	1:59.565	+0.563	12:37:09.197
3	1:59.792	+0.790	12:39:08.989
4	1:59.436	+0.434	12:41:08.425
5	1:59.002		12:43:07.427
(25) JAVIER BUENDIA			
1	2:04.529	+2.617	12:35:18.575
2	2:03.650	+1.738	12:37:22.225
3	2:02.839	+0.927	12:39:25.064
4	2:02.066	+0.154	12:41:27.130
5	2:01.912		12:43:29.042
6	2:03.300	+1.388	12:45:32.342
(30) JORGE SANCHEZ			
1	2:03.944	+1.127	12:35:58.319
2	2:02.817		12:38:01.136
3	2:02.850	+0.033	12:40:03.986
4	2:03.647	+0.830	12:42:07.633
5	2:05.488	+2.671	12:44:13.121
6	2:03.063	+0.246	12:46:16.184
7	2:04.177	+1.360	12:48:20.361
8	8:57.338	+6:54.521	12:57:17.699

PIRELLI SERIES SUPERSTOCK

STK 1000 DINOS

CIRCUITO PARCMOTOR 4,200 km

PARRILLA



Pos.	Nº	Nombre	Clase	Mejor Tº total	R1. Mejor Tm	En sesión
1	36	ANTONIO MORENO	STK 1000 DIN OPEN	1:46.858	1:46.858	ENTRENOS CRONO 1
2	9	MANEL SEGARRA	STK 1000 DINOS	1:47.168	1:47.419	ENTRENOS CRONO 2
3	38	JUAN P LEON	STK 1000 DIN OPEN	1:47.651	1:47.651	ENTRENOS CRONO 1
4	2	HERNAN TOBAR	STK 1000 DINOS	1:47.730	1:47.730	ENTRENOS CRONO 1
5	3	ANTONI GUINOVART	STK 1000 DINOS	1:47.758	1:47.758	ENTRENOS CRONO 1
6	15	SERGI MUÑOZ	STK 1000 DIN OPEN	1:48.066	1:48.897	ENTRENOS CRONO 2
7	31	OSCAR PENA	STK 1000 DINOS	1:48.177	1:48.179	ENTRENOS CRONO 2
8	26	ALFREDO MORANT	STK 1000 DINOS	1:49.258	1:49.990	ENTRENOS CRONO 2
9	10	AITOR MONTERO	STK 1000 DIN OPEN	1:49.387	1:50.839	ENTRENOS CRONO 2
10	32	PERE LLORENS	STK 1000 DIN OPEN	1:49.648	1:51.605	ENTRENOS CRONO 2
11	6	ENEKO ARRIETA	STK 1000 DINOS	1:50.255	1:52.209	ENTRENOS CRONO 2
12	5	JORGE SERRA	STK 1000 DINOS	1:50.965	1:50.965	ENTRENOS CRONO 1
13	7	XAVIER VILANA	STK 1000 DINOS	1:51.187	1:51.708	ENTRENOS CRONO 2
14	19	OSCAR MARIN	STK 1000 DINOS	1:52.260	1:52.260	ENTRENOS CRONO 1
15	4	JOSE M SALVADOR	STK 1000 DIN OPEN	1:53.264	1:53.264	ENTRENOS CRONO 1
16	39	ARTURO ESPUNY	STK 1000 DINOS	1:53.396	1:53.763	ENTRENOS CRONO 2
17	29	PABLO GARCIA	STK 1000 DIN OPEN	1:53.487	1:53.487	ENTRENOS CRONO 1
18	40	JAVIER LAOSA	STK 1000 DINOS	1:58.821	2:03.264	ENTRENOS CRONO 2
19	28	MANUEL SANTIAGO	STK 1000 DIN OPEN	1:59.002	2:01.376	ENTRENOS CRONO 2
20	25	JAVIER BUENDIA	STK 1000 DINOS	2:00.189	2:00.189	ENTRENOS CRONO 1
21	30	JORGE SANCHEZ	STK 1000 DINOS	2:02.817	2:02.874	ENTRENOS CRONO 2

PIRELLI SERIES SUPERSTOCK

Clasificado por vueltas

STK 1000 DINOS

CIRCUITO PARCMOTOR 4,200 km

1 MANGA

29/08/2009 15:00

Carrera (10 Vueltas) iniciado a 15:15:01

Pos.	Nº	Nombre	Clase	Vueltas	Dif. resp. 1º	resp. anterior	Total Tº	Mejor Tm	En Vuelta	Puntos
1	9	MANEL SEGARRA	STK 1000 DINOS	10			17:59.178	1:46.155	9	60
2	31	OSCAR PENA	STK 1000 DINOS	10	5.258	5.258	18:04.436	1:47.410	9	50
3	3	ANTONI GUINOVART	STK 1000 DINOS	10	6.832	1.574	18:06.010	1:47.466	5	45
4	15	SERGI MUÑOZ	STK 1000 DIN OPEN	10	17.438	10.606	18:16.616	1:48.101	3	60
5	32	PERE LLORENS	STK 1000 DIN OPEN	10	17.835	0.397	18:17.013	1:47.764	9	50
6	10	AITOR MONTERO	STK 1000 DIN OPEN	10	18.659	0.824	18:17.837	1:48.144	5	45
7	6	ENEKO ARRIETA	STK 1000 DINOS	10	23.006	4.347	18:22.184	1:48.193	9	43
8	2	HERNAN TOBAR	STK 1000 DINOS	10	23.371	0.365	18:22.549	1:48.620	4	41
9	26	ALFREDO MORANT	STK 1000 DINOS	10	35.422	12.051	18:34.600	1:49.735	2	40
10	38	JUAN P LEON	STK 1000 DIN OPEN	10	36.616	1.194	18:35.794	1:47.801	2	43
11	5	JORGE SERRA	STK 1000 DINOS	10	37.925	1.309	18:37.103	1:49.971	5	39
12	7	XAVIER VILANA	STK 1000 DINOS	10	42.934	5.009	18:42.112	1:50.540	6	38
13	19	OSCAR MARIN	STK 1000 DINOS	10	43.229	0.295	18:42.407	1:50.392	9	37
14	4	JOSE M SALVADOR	STK 1000 DIN OPEN	10	1:21.188	37.959	19:20.366	1:53.728	2	41
15	28	MANUEL SANTIAGO	STK 1000 DIN OPEN	9	1 Vuelta	1 Vuelta	18:07.524	1:58.091	2	40
16	40	JAVIER LAOSA	STK 1000 DINOS	9	1 Vuelta	6.793	18:14.317	1:58.401	8	36
17	30	JORGE SANCHEZ	STK 1000 DINOS	9	1 Vuelta	42.243	18:56.560	2:01.174	6	35
No clasificado ()										
NT	36	ANTONIO MORENO	STK 1000 DIN OPEN	9	NT		16:10.550	1:46.082	9	0

Margin of Victory	Avg. Speed	Best Lap Tm	Best Spd	Best Lap by
5.258	140,107	1:46.082	142,531	36 - ANTONIO MORENO

PIRELLI SERIES SUPERSTOCK
Clasificado por vueltas

STK 1000 DINOS

CIRCUITO PARCMOTOR 4,200 km

1 MANGA

29/08/2009 15:00

Carrera (10 Vueltas) iniciado a 15:15:01

Pos	No.	Name	Class	Laps	Diff	Total Tm	Best Tm Nat/State	Sponsor
STK 1000 DIN OPEN								
1	15	SERGI MUÑOZ	STK 1000 DIN OPEN	10		18:16.616	1:48.101	
2	32	PERE LLORENS	STK 1000 DIN OPEN	10	0.397	18:17.013	1:47.764	
3	10	AITOR MONTERO	STK 1000 DIN OPEN	10	1.221	18:17.837	1:48.144	
4	38	JUAN P LEON	STK 1000 DIN OPEN	10	19.178	18:35.794	1:47.801	
5	4	JOSE M SALVADOR	STK 1000 DIN OPEN	10	1:03.750	19:20.366	1:53.728	
6	28	MANUEL SANTIAGO	STK 1000 DIN OPEN	9	1 Vuelta	18:07.524	1:58.091	

No clasificado ()

NT	36	ANTONIO MORENO	STK 1000 DIN OPEN	9	NT	16:10.550	1:46.082	
----	----	----------------	-------------------	---	----	-----------	-----------------	--

STK 1000 DINOS

1	9	MANEL SEGARRA	STK 1000 DINOS	10		17:59.178	1:46.155	
2	31	OSCAR PENA	STK 1000 DINOS	10	5.258	18:04.436	1:47.410	
3	3	ANTONI GUINOVART	STK 1000 DINOS	10	6.832	18:06.010	1:47.466	
4	6	ENEKO ARRIETA	STK 1000 DINOS	10	23.006	18:22.184	1:48.193	
5	2	HERNAN TOBAR	STK 1000 DINOS	10	23.371	18:22.549	1:48.620	
6	26	ALFREDO MORANT	STK 1000 DINOS	10	35.422	18:34.600	1:49.735	
7	5	JORGE SERRA	STK 1000 DINOS	10	37.925	18:37.103	1:49.971	
8	7	XAVIER VILANA	STK 1000 DINOS	10	42.934	18:42.112	1:50.540	
9	19	OSCAR MARIN	STK 1000 DINOS	10	43.229	18:42.407	1:50.392	
10	40	JAVIER LAOSA	STK 1000 DINOS	9	1 Vuelta	18:14.317	1:58.401	
11	30	JORGE SANCHEZ	STK 1000 DINOS	9	1 Vuelta	18:56.560	2:01.174	

Margin of Victory
Avg. Speed
Best Lap Tm
Best Spd
Best Lap by

5.258

140,107

1:46.082

142,531

36 - ANTONIO MORENO



SERIES

SUPERSTOCK

PIRELLI SERIES SUPERSTOCK

Vuelta a vuelta


STK 1000 DINOS

CIRCUITO PARCMOTOR 4,200 km


1 MANGA

29/08/2009 15:00

Carrera (10 Vueltas) iniciado a 15:15:01



Competidores	Vueltas									
	1	2	3	4	5	6	7	8	9	10
ANTONIO MORENO (36)	1	36	36	36	36	36	36	36	36	9
JUAN P LEON (38)	2	38	38	9	9	9	9	9	9	31
MANEL SEGARRA (9)	3	9	9	38	3	3	3	3	31	3
ANTONI GUINOVART (3)	4	3	31	3	31	31	31	3	3	15
OSCAR PENA (31)	5	31	3	31	2	2	2	15	15	32
HERNAN TOBAR (2)	6	2	2	2	32	32	15	2	10	32
PERE LLORENS (32)	7	32	32	32	15	15	32	32	32	10
ALFREDO MORANT (26)	8	26	26	15	10	10	10	10	2	2
SERGI MUÑOZ (15)	9	15	10	10	38	38	6	6	6	26
AITOR MONTERO (10)	10	10	15	6	6	6	38	38	38	26
ENEKO ARRIETA (6)	11	6	6	26	26	26	26	26	38	5
OSCAR MARIN (19)	12	19	19	5	5	5	5	5	5	7
JORGE SERRA (5)	13	5	5	19	19	7	7	7	7	19
XAVIER VILANA (7)	14	7	7	7	7	19	19	19	19	4
JOSE M SALVADOR (4)	15	4	4	4	4	4	4	4	4	4
MANUEL SANTIAGO (28)	16	28	28	28	28	28	28	28	28	28
JAVIER LAOSA (40)	17	40	40	40	40	40	40	40	40	40
JORGE SANCHEZ (30)	18	30	30	30	30	30	30	30	30	30



PIRELLI SERIES SUPERSTOCK

Clasificado por vueltas

STK 1000 DINOS

CIRCUITO PARCMOTOR 4,200 km

2 MANGA

29/08/2009 18:00

Carrera (10 Vueltas) iniciado a 17:53:29

Pos.	Nº	Nombre	Clase	Vueltas	Dif. resp. 1º : resp. anterior		Total Tº	Mejor Tm	En Vuelta	Puntos
1	9	MANEL SEGARRA	STK 1000 DINOS	10			18:00.866	1:46.214	10	60
2	36	ANTONIO MORENO	STK 1000 DIN OPEN	10	1.204	1.204	18:02.070	1:46.751	10	60
3	31	OSCAR PENA	STK 1000 DINOS	10	1.543	0.339	18:02.409	1:46.703	10	50
4	38	JUAN P LEON	STK 1000 DIN OPEN	10	7.061	5.518	18:07.927	1:47.477	6	50
5	3	ANTONI GUINOVART	STK 1000 DINOS	10	9.404	2.343	18:10.270	1:47.716	8	45
6	32	PERE LLORENS	STK 1000 DIN OPEN	10	9.653	0.249	18:10.519	1:47.655	5	45
7	2	HERNAN TOBAR	STK 1000 DINOS	10	17.423	7.770	18:18.289	1:48.320	5	43
8	10	AITOR MONTERO	STK 1000 DIN OPEN	10	19.672	2.249	18:20.538	1:48.547	3	43
9	15	SERGI MUÑOZ	STK 1000 DIN OPEN	10	21.115	1.443	18:21.981	1:48.999	10	41
10	6	ENEKO ARRIETA	STK 1000 DINOS	10	23.166	2.051	18:24.032	1:48.472	9	41
11	26	ALFREDO MORANT	STK 1000 DINOS	10	29.560	6.394	18:30.426	1:49.362	3	40
12	7	XAVIER VILANA	STK 1000 DINOS	10	37.530	7.970	18:38.396	1:50.110	8	39
13	5	JORGE SERRA	STK 1000 DINOS	10	40.614	3.084	18:41.480	1:50.189	8	38
14	19	OSCAR MARIN	STK 1000 DINOS	10	1:02.033	21.419	19:02.899	1:52.877	2	37
15	4	JOSE M SALVADOR	STK 1000 DIN OPEN	10	1:03.216	1.183	19:04.082	1:52.659	10	40
16	40	JAVIER LAOSA	STK 1000 DINOS	9	1 Vuelta	1 Vuelta	18:21.724	2:00.755	2	36
17	28	MANUEL SANTIAGO	STK 1000 DIN OPEN	9	1 Vuelta	8.001	18:29.725	2:02.213	6	39
18	30	JORGE SANCHEZ	STK 1000 DINOS	9	1 Vuelta	31.656	19:01.381	2:03.076	9	35

Márgen de victoria	Velocidad media	Mejor tº de vuelta	Mejor Vel.	Mejor vuelta para
1.204	139,888	1:46.214	142,354	9 - MANEL SEGARRA

PIRELLI SERIES SUPERSTOCK

Clasificado por vueltas

STK 1000 DINOS

CIRCUITO PARCMOTOR 4,200 km

2 MANGA

29/08/2009 18:00

Carrera (10 Vueltas) iniciado a 17:53:29

Pos.	Nº	Nombre	Clase	Vueltas	Dif. resp. 1º	resp. anterior	Total Tº	Mejor Tm	En Vuelta	Puntos
STK 1000 DIN OPEN										
1	36	ANTONIO MORENO	STK 1000 DIN OPEN	10			18:02.070	1:46.751	10	60
2	38	JUAN P LEON	STK 1000 DIN OPEN	10	5.857	5.857	18:07.927	1:47.477	6	50
3	32	PERE LLORENS	STK 1000 DIN OPEN	10	8.449	2.592	18:10.519	1:47.655	5	45
4	10	AITOR MONTERO	STK 1000 DIN OPEN	10	18.468	10.019	18:20.538	1:48.547	3	43
5	15	SERGI MUÑOZ	STK 1000 DIN OPEN	10	19.911	1.443	18:21.981	1:48.999	10	41
6	4	JOSE M SALVADOR	STK 1000 DIN OPEN	10	1:02.012	42.101	19:04.082	1:52.659	10	40
7	28	MANUEL SANTIAGO	STK 1000 DIN OPEN	9	1 Vuelta	1 Vuelta	18:29.725	2:02.213	6	39

Pos.	Nº	Nombre	Clase	Vueltas	Dif. resp. 1º	resp. anterior	Total Tº	Mejor Tm	En Vuelta	Puntos
STK 1000 DINOS										
1	9	MANEL SEGARRA	STK 1000 DINOS	10			18:00.866	1:46.214	10	60
2	31	OSCAR PENA	STK 1000 DINOS	10	1.543	1.543	18:02.409	1:46.703	10	50
3	3	ANTONI GUINOVART	STK 1000 DINOS	10	9.404	7.861	18:10.270	1:47.716	8	45
4	2	HERNAN TOBAR	STK 1000 DINOS	10	17.423	8.019	18:18.289	1:48.320	5	43
5	6	ENEKO ARRIETA	STK 1000 DINOS	10	23.166	5.743	18:24.032	1:48.472	9	41
6	26	ALFREDO MORANT	STK 1000 DINOS	10	29.560	6.394	18:30.426	1:49.362	3	40
7	7	XAVIER VILANA	STK 1000 DINOS	10	37.530	7.970	18:38.396	1:50.110	8	39
8	5	JORGE SERRA	STK 1000 DINOS	10	40.614	3.084	18:41.480	1:50.189	8	38
9	19	OSCAR MARIN	STK 1000 DINOS	10	1:02.033	21.419	19:02.899	1:52.877	2	37
10	40	JAVIER LAOSA	STK 1000 DINOS	9	1 Vuelta	1 Vuelta	18:21.724	2:00.755	2	36
11	30	JORGE SANCHEZ	STK 1000 DINOS	9	1 Vuelta	39.657	19:01.381	2:03.076	9	35

Márgen de victoria	Velocidad media	Mejor tº de vuelta	Mejor Vel.	Mejor vuelta para
1.204	139,888	1:46.214	142,354	9 - MANEL SEGARRA



SERIES

SUPERSTOCK

PIRELLI SERIES SUPERSTOCK

Vuelta a vuelta


STK 1000 DINOS

CIRCUITO PARCMOTOR 4,200 km

2 MANGA

29/08/2009 18:00

Carrera (10 Vueltas) iniciado a 17:53:29



Competidores	Vueltas									
	1	2	3	4	5	6	7	8	9	10
MANEL SEGARRA (9)	1	9	9	9	9	9	9	9	9	9
HERNAN TOBAR (2)	2	2	31	38	31	31	36	36	36	36
OSCAR PENA (31)	3	31	38	31	38	36	31	31	31	31
JUAN P LEON (38)	4	38	2	2	36	38	38	38	38	38
ANTONIO MORENO (36)	5	36	3	36	2	2	2	3	3	3
ANTONI GUINOVART (3)	6	3	36	3	3	3	3	32	32	32
SERGI MUÑOZ (15)	7	15	15	32	32	32	32	2	2	2
PERE LLORENS (32)	8	32	32	15	15	10	10	10	10	10
ALFREDO MORANT (26)	9	26	26	26	26	15	15	15	15	15
ENEKO ARRIETA (6)	10	6	6	10	10	26	26	26	26	6
AITOR MONTERO (10)	11	10	10	6	6	6	6	6	6	26
OSCAR MARIN (19)	12	19	5	5	5	5	5	5	5	7
JORGE SERRA (5)	13	5	19	7	7	7	7	7	7	5
XAVIER VILANA (7)	14	7	7	19	19	19	19	19	19	19
JOSE M SALVADOR (4)	15	4	4	4	4	4	4	4	4	4
JAVIER LAOSA (40)	16	40	40	40	40	40	40	40	40	40
MANUEL SANTIAGO (28)	17	28	28	28	28	28	28	28	28	28
JORGE SANCHEZ (30)	18	30	30	30	30	30	30	30	30	30

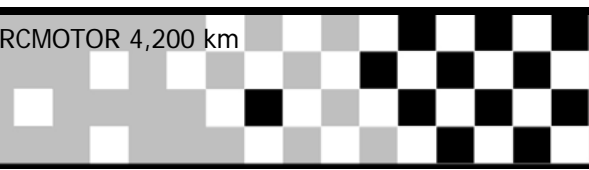


PIRELLI SERIES SUPERSTOCK

STK 1000 DINOS

CIRCUITO PARCMOTOR 4,200 km

SCRATCH



Pos.	Nº	Nombre	Clase	Total puntos	R1.	R2.
STK 1000 DIN OPEN						
1	15	SERGI MUÑOZ	STK 1000 DIN OPEI	101	60	41
2	32	PERE LLORENS	STK 1000 DIN OPEI	95	50	45
3	38	JUAN P LEON	STK 1000 DIN OPEI	93	43	50
4	10	AITOR MONTERO	STK 1000 DIN OPEI	88	45	43
5	4	JOSE M SALVADOR	STK 1000 DIN OPEI	81	41	40
6	28	MANUEL SANTIAGO	STK 1000 DIN OPEI	79	40	39
7	36	ANTONIO MORENO	STK 1000 DIN OPEI	60	0	60
STK 1000 DINOS						
1	9	MANEL SEGARRA	STK 1000 DINOS	120	60	60
2	31	OSCAR PENA	STK 1000 DINOS	100	50	50
3	3	ANTONI GUINOVART	STK 1000 DINOS	90	45	45
4	2	HERNAN TOBAR	STK 1000 DINOS	84	41	43
5	6	ENEKO ARRIETA	STK 1000 DINOS	84	43	41
6	26	ALFREDO MORANT	STK 1000 DINOS	80	40	40
7	7	XAVIER VILANA	STK 1000 DINOS	77	38	39
8	5	JORGE SERRA	STK 1000 DINOS	77	39	38
9	19	OSCAR MARIN	STK 1000 DINOS	74	37	37
10	40	JAVIER LAOSA	STK 1000 DINOS	72	36	36
11	30	JORGE SANCHEZ	STK 1000 DINOS	70	35	35

STK 600

CIRCUITO PARCMOTOR 4,200 km

ENTRENOS CRONO 1

29/08/2009 09:00

Clasificación (30:00 Tiempo) iniciado a 9:19:35

Pos.	N°	Nombre	Clase	Mejor Tm	f. resp.	1°	Mejor Vel.	En Vuelta	Vueltas
1	21	ADRIAN MENCHEN	STK 600	1:47.529			140,613	7	7
2	15	ERIK ROBLES	STK 600	1:48.131	0.602		139,830	7	8
3	37	DAVID PROS	STK 600	1:48.266	0.737		139,656	7	7
4	24	JAUME FERRER	STK 600	1:48.882	1.353		138,866	6	7
5	10	JUAN D TOBAR	STK 600 OPEN	1:49.886	2.357		137,597	8	8
6	2	DAVID LASCORZ	STK 600	1:50.040	2.511		137,405	4	11
7	3	JORDI VALLS	STK 600 OPEN	1:52.463	4.934		134,444	4	8
8	23	MIGUEL TORRALBO	STK 600	1:52.682	5.153		134,183	10	11

PIRELLI SERIES SUPERSTOCK

STK 600

CIRCUITO PARCMOTOR 4,200 km

ENTRENOS CRONO 1

29/08/2009 09:00

Clasificación (30:00 Tiempo) iniciado a 9:19:35

Vuelta	empo de vuelta	Dif. resp. 1°	Hora del día
(21) ADRIAN MENCHEN			
1	1:55.908	+8.379	9:26:38.897
2	1:49.799	+2.270	9:28:28.696
3	1:48.297	+0.768	9:30:16.993
4	5:40.191	+3:52.662	9:35:57.184
5	1:47.970	+0.441	9:37:45.154
6	1:48.156	+0.627	9:39:33.310
7	1:47.529		9:41:20.839

Vuelta	empo de vuelta	Dif. resp. 1°	Hora del día
(15) ERIK ROBLES			
1	2:06.177	+18.046	9:25:19.717
2	1:50.648	+2.517	9:27:10.365
3	1:49.121	+0.990	9:28:59.486
4	1:49.816	+1.685	9:30:49.302
5	2:05.960	+17.829	9:32:55.262
6	1:48.412	+0.281	9:34:43.674
7	1:48.131		9:36:31.805
8	13:45.178	+11:57.047	9:50:16.983

Vuelta	empo de vuelta	Dif. resp. 1°	Hora del día
(37) DAVID PROS			
1	1:58.332	+10.066	9:25:29.047
2	1:52.985	+4.719	9:27:22.032
3	1:51.639	+3.373	9:29:13.671
4	1:50.932	+2.666	9:31:04.603
5	1:49.627	+1.361	9:32:54.230
6	1:49.203	+0.937	9:34:43.433
7	1:48.266		9:36:31.699

Vuelta	empo de vuelta	Dif. resp. 1°	Hora del día
(24) JAUME FERRER			
1	1:52.782	+3.900	9:26:10.338
2	1:53.159	+4.277	9:28:03.497
3	1:50.325	+1.443	9:29:53.822
4	6:05.447	+4:16.565	9:35:59.269
5	1:49.734	+0.852	9:37:49.003
6	1:48.882		9:39:37.885
7	10:37.474	+8:48.592	9:50:15.359

Vuelta	empo de vuelta	Dif. resp. 1°	Hora del día
(10) JUAN D TOBAR			
1	1:58.802	+8.916	9:24:01.159
2	7:52.246	+6:02.360	9:31:53.405
3	1:53.146	+3.260	9:33:46.551
4	1:50.895	+1.009	9:35:37.446
5	1:50.875	+0.989	9:37:28.321
6	1:50.897	+1.011	9:39:19.218
7	1:50.587	+0.701	9:41:09.805
8	1:49.886		9:42:59.691

Vuelta	empo de vuelta	Dif. resp. 1°	Hora del día
(2) DAVID LASCORZ			
1	1:56.940	+6.900	9:23:25.143
2	1:52.492	+2.452	9:25:17.635
3	1:51.695	+1.655	9:27:09.330
4	1:50.040		9:28:59.370
5	1:50.324	+0.284	9:30:49.694
6	8:01.841	+6:11.801	9:38:51.535
7	1:51.282	+1.242	9:40:42.817
8	1:51.237	+1.197	9:42:34.054
9	1:50.658	+0.618	9:44:24.712
10	1:50.765	+0.725	9:46:15.477
11	4:02.366	+2:12.326	9:50:17.843

Vuelta	empo de vuelta	Dif. resp. 1°	Hora del día
(3) JORDI VALLS			
1	1:59.050	+6.587	9:24:01.765
2	1:52.806	+0.343	9:25:54.571
3	1:52.684	+0.221	9:27:47.255
4	1:52.463		9:29:39.718

Vuelta	empo de vuelta	Dif. resp. 1°	Hora del día
5	6:34.058	+4:41.595	9:36:13.776
6	1:52.745	+0.282	9:38:06.521
7	1:53.062	+0.599	9:39:59.583
8	1:52.780	+0.317	9:41:52.363

Vuelta	empo de vuelta	Dif. resp. 1°	Hora del día
(23) MIGUEL TORRALBO			
1	1:58.457	+5.775	9:24:13.771
2	1:56.335	+3.653	9:26:10.106
3	1:54.864	+2.182	9:28:04.970
4	1:54.026	+1.344	9:29:58.996
5	1:54.269	+1.587	9:31:53.265
6	6:04.757	+4:12.075	9:37:58.022
7	1:53.645	+0.963	9:39:51.667
8	2:48.106	+55.424	9:42:39.773
9	1:59.063	+6.381	9:44:38.836
10	1:52.682		9:46:31.518
11	3:45.400	+1:52.718	9:50:16.918

Vuelta	empo de vuelta	Dif. resp. 1°	Hora del día
--------	----------------	---------------	--------------

STK 600

CIRCUITO PARCMOTOR 4,200 km

ENTRENOS CRONO 2

29/08/2009 10:45

Clasificación iniciado a 11:07:27

Pos.	N°	Nombre	Clase	Mejor Tm	f. resp.	1°	Mejor Vel.	En Vuelta	Vueltas
1	15	ERIK ROBLES	STK 600	1:47.909			140,118	6	9
2	24	JAUME FERRER	STK 600	1:48.041	0.132		139,947	2	3
3	21	ADRIAN MENCHEN	STK 600	1:48.214	0.305		139,723	3	5
4	37	DAVID PROS	STK 600	1:48.411	0.502		139,469	2	9
5	10	JUAN D TOBAR	STK 600 OPEN	1:49.748	1.839		137,770	3	3
6	2	DAVID LASCORZ	STK 600	1:50.600	2.691		136,709	7	9
7	23	MIGUEL TORRALBO	STK 600	1:51.176	3.267		136,001	10	12
8	3	JORDI VALLS	STK 600 OPEN	1:52.112	4.203		134,865	4	10

PIRELLI SERIES SUPERSTOCK

STK 600

CIRCUITO PARCMOTOR 4,200 km

ENTRENOS CRONO 2

29/08/2009 10:45

Clasificación iniciado a 11:07:27

Vuelta	empo de vuelta	Dif. resp. 1°	Hora del día
(15) ERIK ROBLES			
1	1:49.736	+1.827	11:16:55.108
2	1:48.690	+0.781	11:18:43.798
3	1:48.436	+0.527	11:20:32.234
4	6:14.035	+4:26.126	11:26:46.269
5	2:06.125	+18.216	11:28:52.394
6	1:47.909		11:30:40.303
7	1:48.265	+0.356	11:32:28.568
8	1:48.524	+0.615	11:34:17.092
9	2:23.094	+35.185	11:36:40.186

Vuelta	empo de vuelta	Dif. resp. 1°	Hora del día
(24) JAUME FERRER			
1	1:48.486	+0.445	11:14:05.296
2	1:48.041		11:15:53.337
3	5:31.376	+3:43.335	11:21:24.713

Vuelta	empo de vuelta	Dif. resp. 1°	Hora del día
(21) ADRIAN MENCHEN			
1	4:01.214	+2:13.000	11:23:36.157
2	1:48.417	+0.203	11:25:24.574
3	1:48.214		11:27:12.788
4	4:41.266	+2:53.052	11:31:54.054
5	1:50.189	+1.975	11:33:44.243

Vuelta	empo de vuelta	Dif. resp. 1°	Hora del día
(37) DAVID PROS			
1	1:48.472	+0.061	11:12:37.924
2	1:48.411		11:14:26.335
3	1:48.698	+0.287	11:16:15.033
4	1:49.077	+0.666	11:18:04.110
5	5:53.094	+4:04.683	11:23:57.204
6	1:49.545	+1.134	11:25:46.749
7	1:48.985	+0.574	11:27:35.734
8	1:48.773	+0.362	11:29:24.507
9	1:48.934	+0.523	11:31:13.441

Vuelta	empo de vuelta	Dif. resp. 1°	Hora del día
(10) JUAN D TOBAR			
1	1:51.757	+2.009	11:16:58.903
2	1:50.565	+0.817	11:18:49.468
3	1:49.748		11:20:39.216

Vuelta	empo de vuelta	Dif. resp. 1°	Hora del día
(2) DAVID LASCORZ			
1	1:51.295	+0.695	11:12:47.436
2	1:51.647	+1.047	11:14:39.083
3	1:50.791	+0.191	11:16:29.874
4	8:13.428	+6:22.828	11:24:43.302
5	1:51.043	+0.443	11:26:34.345
6	1:50.747	+0.147	11:28:25.092
7	1:50.600		11:30:15.692
8	2:03.965	+13.365	11:32:19.657
9	1:51.005	+0.405	11:34:10.662

Vuelta	empo de vuelta	Dif. resp. 1°	Hora del día
(23) MIGUEL TORRALBO			
1	1:53.607	+2.431	11:12:57.285
2	1:53.647	+2.471	11:14:50.932
3	1:53.243	+2.067	11:16:44.175
4	2:01.952	+10.776	11:18:46.127
5	1:52.354	+1.178	11:20:38.481
6	6:41.624	+4:50.448	11:27:20.105
7	1:52.231	+1.055	11:29:12.336
8	1:52.281	+1.105	11:31:04.617
9	1:51.465	+0.289	11:32:56.082
10	1:51.176		11:34:47.258
11	1:51.396	+0.220	11:36:38.654
12	1:51.234	+0.058	11:38:29.888

Vuelta	empo de vuelta	Dif. resp. 1°	Hora del día
(3) JORDI VALLS			

Vuelta	empo de vuelta	Dif. resp. 1°	Hora del día
1	1:53.473	+1.361	11:14:16.380
2	1:54.577	+2.465	11:16:10.957
3	1:52.831	+0.719	11:18:03.788
4	1:52.112		11:19:55.900
5	6:19.199	+4:27.087	11:26:15.099
6	1:53.483	+1.371	11:28:08.582
7	1:52.188	+0.076	11:30:00.770
8	1:52.900	+0.788	11:31:53.670
9	1:53.326	+1.214	11:33:46.996
10	1:52.326	+0.214	11:35:39.322

Vuelta	empo de vuelta	Dif. resp. 1°	Hora del día
--------	----------------	---------------	--------------



SERIES


SUPERSTOCK

PIRELLI SERIES SUPERSTOCK

STK 600

CIRCUITO PARCMOTOR 4,200 km

PARRILLA



Pos.	N°	Nombre	Clase	Mejor T° total	R1. Mejor Tm	Dif. resp. 1°
1	21	ADRIAN MENCHEN	STK 600	1:47.529	1:47.529	
2	15	ERIK ROBLES	STK 600	1:47.909	1:48.131	0.380
3	24	JAUME FERRER	STK 600	1:48.041	1:48.882	0.512
4	37	DAVID PROS	STK 600	1:48.266	1:48.266	0.737
5	10	JUAN D TOBAR	STK 600 OPEN	1:49.748	1:49.886	2.219
6	2	DAVID LASCORZ	STK 600	1:50.040	1:50.040	2.511
7	23	MIGUEL TORRALBO	STK 600	1:51.176	1:52.682	3.647
8	3	JORDI VALLS	STK 600 OPEN	1:52.112	1:52.463	4.583



PIRELLI SERIES SUPERSTOCK

Clasificado por vueltas

STK 600

CIRCUITO PARCMOTOR 4,200 km

1 MANGA

29/08/2009 13:00

Carrera (12 Vueltas) iniciado a 13:17:26

Pos.	Nº	Nombre	Clase	Vueltas	Dif. resp. 1º	resp. anterior	Total Tº	Mejor Tm	En Vuelta	Puntos
1	21	ADRIAN MENCHEN	STK 600	12			21:25.266	1:45.793	12	60
2	15	ERIK ROBLES	STK 600	12	0.374	0.374	21:25.640	1:45.584	12	50
3	37	DAVID PROS	STK 600	12	9.184	8.810	21:34.450	1:46.688	8	45
4	24	JAUME FERRER	STK 600	12	13.080	3.896	21:38.346	1:47.041	4	43
5	2	DAVID LASCORZ	STK 600	12	45.948	32.868	22:11.214	1:49.105	5	41
6	10	JUAN D TOBAR	STK 600 OPEN	12	54.769	8.821	22:20.035	1:50.527	7	60
7	23	MIGUEL TORRALBO	STK 600	12	55.995	1.226	22:21.261	1:50.516	12	40
8	3	JORDI VALLS	STK 600 OPEN	12	56.394	0.399	22:21.660	1:50.603	10	50

Márgen de victoria	Velocidad media	Mejor tº de vuelta	Mejor Vel.	Mejor vuelta para
0.374	141,169	1:45.584	143,204	15 - ERIK ROBLES


PIRELLI SERIES SUPERSTOCK

Clasificado por vueltas

STK 600 CIRCUI TO PARCMOTOR 4,200 km

1 MANGA 29/08/2009 13:00

Carrera (12 Vueltas) iniciado a 13:17:26



Pos.	Nº	Nombre	Clase	Vueltas	Dif. resp. 1º	resp. anterior	Total Tº	Mejor Tm	En Vuelta	Puntos
STK 600										
1	21	ADRIAN MENCHEN	STK 600	12			21:25.266	1:45.793	12	60
2	15	ERIK ROBLES	STK 600	12	0.374	0.374	21:25.640	1:45.584	12	50
3	37	DAVID PROS	STK 600	12	9.184	8.810	21:34.450	1:46.688	8	45
4	24	JAUME FERRER	STK 600	12	13.080	3.896	21:38.346	1:47.041	4	43
5	2	DAVID LASCORZ	STK 600	12	45.948	32.868	22:11.214	1:49.105	5	41
6	23	MIGUEL TORRALBO	STK 600	12	55.995	10.047	22:21.261	1:50.516	12	40
STK 600 OPEN										
1	10	JUAN D TOBAR	STK 600 OPEN	12			22:20.035	1:50.527	7	60
2	3	JORDI VALLS	STK 600 OPEN	12	1.625	1.625	22:21.660	1:50.603	10	50

Márgen de victoria	Velocidad media	Mejor tº de vuelta	Mejor Vel.	Mejor vuelta para
0.374	141,169	1:45.584	143,204	15 - ERIK ROBLES



SERIES

SUPERSTOCK

PIRELLI SERIES SUPERSTOCK

Vuelta a vuelta

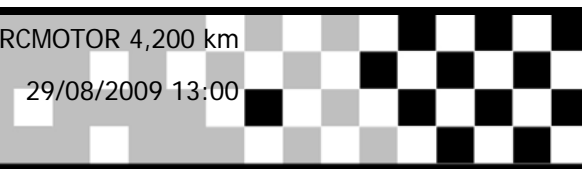
STK 600

CIRCUITO PARCMOTOR 4,200 km

1 MANGA

29/08/2009 13:00

Carrera (12 Vueltas) iniciado a 13:17:26



Competidores	Vueltas												
	1	2	3	4	5	6	7	8	9	10	11	12	
ERIK ROBLES (15)	1	15	15	15	15	21	21	21	21	21	21	21	21
ADRIAN MENCHEN (21)	2	21	21	21	21	15	15	15	15	15	15	15	15
JAUME FERRER (24)	3	24	24	24	24	24	37	37	37	37	37	37	37
DAVID PROS (37)	4	37	37	37	37	37	24	24	24	24	24	24	24
MIGUEL TORRALBO (23)	5	23	2	2	2	2	2	2	2	2	2	2	2
DAVID LASCORZ (2)	6	2	23	23	23	23	10	10	10	10	10	10	10
JUAN D TOBAR (10)	7	10	10	10	10	10	23	23	23	23	23	23	23
JORDI VALLS (3)	8	3	3	3	3	3	3	3	3	3	3	3	3



PIRELLI SERIES SUPERSTOCK
Clasificado por vueltas

STK 600

CIRCUITO PARCMOTOR 4,200 km

2 MANGA

29/08/2009 16:00

Carrera (12 Vueltas) iniciado a 15:59:03

Pos.	Nº	Nombre	Clase	Vueltas	Dif. resp. 1º	resp. anterior	Total Tº	Mejor Tm	En Vuelta	Puntos
1	21	ADRIAN MENCHEN	STK 600	12			21:20.163	1:45.884	4	60
2	24	JAUME FERRER	STK 600	12	1.273	1.273	21:21.436	1:45.562	11	50
3	37	DAVID PROS	STK 600	12	1.456	0.183	21:21.619	1:45.497	11	45
4	15	ERIK ROBLES	STK 600	12	3.766	2.310	21:23.929	1:45.715	8	43
5	10	JUAN D TOBAR	STK 600 OPEN	12	1:02.864	59.098	22:23.027	1:50.748	2	60
6	23	MIGUEL TORRALBO	STK 600	12	1:03.132	0.268	22:23.295	1:50.794	12	41
7	3	JORDI VALLS	STK 600 OPEN	12	1:03.551	0.419	22:23.714	1:50.923	12	50
8	2	DAVID LASCORZ	STK 600	12	1:10.363	6.812	22:30.526	1:48.897	2	40

Notificaciones

DORSAL Nº2 PENALIZA 20 SEGUNDOS POR ADELANTARSE EN SALIDA


Margin of Victory	Avg. Speed	Best Lap Tm	Best Spd	Best Lap by
1.273	141,732	1:45.497	143,322	37 - DAVID PROS

PIRELLI SERIES SUPERSTOCK
Clasificado por vueltas

STK 600 CIRCUI TO PARCMOTOR 4,200 km

2 MANGA 29/08/2009 16:00

Carrera (12 Vueltas) iniciado a 15:59:03



Pos.	Nº	Nombre	Clase	Vueltas	Dif. resp. 1º	resp. anterior	Total Tº	Mejor Tm	En Vuelta	Puntos
STK 600										
1	21	ADRIAN MENCHEN	STK 600	12			21:20.163	1:45.884	4	60
2	24	JAUME FERRER	STK 600	12	1.273	1.273	21:21.436	1:45.562	11	50
3	37	DAVID PROS	STK 600	12	1.456	0.183	21:21.619	1:45.497	11	45
4	15	ERIK ROBLES	STK 600	12	3.766	2.310	21:23.929	1:45.715	8	43
5	23	MIGUEL TORRALBO	STK 600	12	1:03.132	59.366	22:23.295	1:50.794	12	41
6	2	DAVID LASCORZ	STK 600	12	1:10.363	7.231	22:30.526	1:48.897	2	40
STK 600 OPEN										
1	10	JUAN D TOBAR	STK 600 OPEN	12			22:23.027	1:50.748	2	60
2	3	JORDI VALLS	STK 600 OPEN	12	0.687	0.687	22:23.714	1:50.923	12	50

Notificaciones

DORSAL Nº2 PENALIZA 20 SEGUNDOS POR ADELANTARSE EN SALIDA

Margin of Victory	Avg. Speed	Best Lap Tm	Best Spd	Best Lap by
1.273	141,732	1:45.497	143,322	37 - DAVID PROS



SERIES

SUPERSTOCK

PIRELLI SERIES SUPERSTOCK

Vuelta a vuelta


STK 600

CIRCUITO PARCMOTOR 4,200 km


2 MANGA

29/08/2009 16:00

Carrera (12 Vueltas) iniciado a 15:59:03



Competidores	Vueltas												
	1	2	3	4	5	6	7	8	9	10	11	12	
JAUME FERRER (24)	1	24	24	24	24	21	21	21	21	21	21	21	21
ADRIAN MENCHEN (21)	2	21	21	21	21	24	37	37	37	37	24	24	24
ERIK ROBLES (15)	3	15	37	37	37	37	24	24	24	24	37	37	37
DAVID PROS (37)	4	37	15	15	15	15	15	15	15	15	15	15	15
DAVID LASCORZ (2)	5	2	2	2	2	2	2	2	2	2	2	2	2
MIGUEL TORRALBO (23)	6	23	23	23	10	10	10	10	10	10	10	10	10
JORDI VALLS (3)	7	3	10	10	23	23	23	23	23	23	23	23	23
JUAN D TOBAR (10)	8	10	3	3	3	3	3	3	3	3	3	3	3

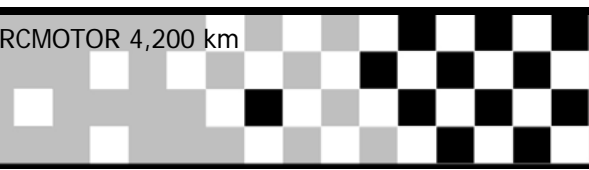


PIRELLI SERIES SUPERSTOCK

STK 600

CIRCUITO PARCMOTOR 4,200 km

SCRATCH



Pos.	N°	Nombre	Clase	Total puntos	R1.	R2.	Dif. resp. 1°
STK 600							
1	21	ADRIAN MENCHEN	STK 600	120	60	60	0
2	24	JAUME FERRER	STK 600	93	43	50	27
3	15	ERIK ROBLES	STK 600	93	50	43	27
4	37	DAVID PROS	STK 600	90	45	45	30
5	23	MIGUEL TORRALBO	STK 600	81	40	41	39
6	2	DAVID LASCORZ	STK 600	81	41	40	39
STK 600 OPEN							
1	10	JUAN D TOBAR	STK 600 OPEN	120	60	60	0
2	3	JORDI VALLS	STK 600 OPEN	100	50	50	20