

SM1-SM2-SM3

ENTRENOS CRONO 1 (Q1)

Resultados

Pos.	Nº	Clase	Piloto	M. Vuelta	Dif.	Interv.	Kph	Total	Tiempo
1	122	SM 1	LLADOS SOLE JOAN	57.233			63,97	8	10:33.559
2	1	SM 1	GIMENEZ LOPEZ DAVID	57.438	0.205	0.205	63,74	8	9:52.107
3	213	SM 2	GAYA HERNANDEZ JAUME	57.861	0.628	0.423	63,27	9	10:37.191
4	72	SM 2	GELADA RODRIGUEZ GENIS	58.935	1.702	1.074	62,12	8	10:11.096
5	43	SM 1	URRA LOPEZ FERNANDO	58.982	1.749	0.047	62,07	9	10:28.274
6	96	SM 2	RUIZ FRANCISCO JOAN	59.067	1.834	0.085	61,98	4	5:32.280
7	82	SM 2	FORD DUNN LORIS	59.623	2.390	0.556	61,40	8	10:21.615
8	21	SM 1	DANIEL MARTINO CARLOS	1:00.605	3.372	0.982	60,41	7	10:06.980
9	114	SM 3	HERNANDEZ BAREA JOSE LUIS	1:00.669	3.436	0.064	60,34	8	10:29.551
10	50	SM 3	TAYLOR ROSS	1:01.054	3.821	0.385	59,96	6	8:14.522
11	69	SM 3	SORRIBES PORTA IGNASI	1:01.376	4.143	0.322	59,65	8	10:12.715
12	75	SM 1	LITA MARIUS	1:01.528	4.295	0.152	59,50	9	10:31.527
13	4	SM 3	ROSSELL HERNANDEZ XAVIER	1:04.351	7.118	2.823	56,89	7	10:40.016

SM1-SM2-SM3

ENTRENOS CRONO 1 (Q1)

Análisis

Nº1	Vueltas	Tiempo por vuelta	Formato Día
GIMENEZ LOPEZ DAVID			
1		58.474	10:02:00.620
2		57.928	10:02:58.548
3	IN	59.980	10:03:58.528
4		1:25.476	10:05:24.004
5		57.438	10:06:21.442
6		1:16.640	10:07:38.082
7		57.833	10:08:35.915
8	IN	1:16.743	10:09:52.658
Nº4 ROSSELL HERNANDEZ XAVIER			
1		1:13.571	10:03:00.725
2		1:33.921	10:04:34.646
3		1:05.451	10:05:40.097
4		1:18.527	10:06:58.624
5		1:04.453	10:08:03.077
6		1:33.139	10:09:36.216
7		1:04.351	10:10:40.567
Nº21 DANIEL MARTINO CARLOS			
1		1:01.695	10:03:24.535
2		1:01.114	10:04:25.649
3		1:01.104	10:05:26.753
4		1:20.022	10:06:46.775
5		1:00.621	10:07:47.396
6		1:00.605	10:08:48.001
7	IN	1:19.530	10:10:07.531
Nº43 URRRA LOPEZ FERNANDO			
1		1:00.929	10:02:18.778
2		59.695	10:03:18.473
3		59.800	10:04:18.273
4		59.638	10:05:17.911
5		1:00.089	10:06:18.000
6		59.313	10:07:17.313
7		59.306	10:08:16.619
8		58.982	10:09:15.601
9		1:13.224	10:10:28.825
Nº50 TAYLOR ROSS			
1		1:01.429	10:02:07.121
2		1:01.708	10:03:08.829
3		1:01.054	10:04:09.883
4		1:41.204	10:05:51.087
5		1:01.297	10:06:52.384
6	IN	1:22.689	10:08:15.073
Nº69 SORRIBES PORTA IGNASI			
1		1:02.128	10:02:33.687
2		1:01.584	10:03:35.271
3		1:02.069	10:04:37.340
4		1:01.683	10:05:39.023
5		1:01.712	10:06:40.735
6		1:08.374	10:07:49.109
7		1:01.376	10:08:50.485
8		1:22.781	10:10:13.266
Nº72 GELADA RODRIGUEZ GENIS			
1		1:06.920	10:02:42.903
2		1:00.727	10:03:43.630
3		59.318	10:04:42.948
4		58.992	10:05:41.940
5		1:15.380	10:06:57.320

Nº75	Vueltas	Tiempo por vuelta	Formato Día
LITA MARIUS			
6		58.967	10:07:56.287
7		58.935	10:08:55.222
8	IN	1:16.425	10:10:11.647
Nº82 FORD DUNN LORIS			
1		1:01.255	10:02:05.984
2		1:00.567	10:03:06.551
3		1:26.240	10:04:32.791
4		1:00.149	10:05:32.940
5		1:49.643	10:07:22.583
6		1:00.304	10:08:22.887
7		59.623	10:09:22.510
8		59.656	10:10:22.166
Nº96 RUIZ FRANCISCO JOAN			
1		1:04.638	10:02:21.868
2		59.067	10:03:20.935
3		1:00.259	10:04:21.194
4	IN	1:11.637	10:05:32.831
Nº114 HERNANDEZ BAREA JOSE LUIS			
1		1:01.504	10:02:12.034
2		1:01.302	10:03:13.336
3		1:00.875	10:04:14.211
4		1:00.812	10:05:15.023
5		1:01.449	10:06:16.472
6		1:00.669	10:07:17.141
7		1:34.355	10:08:51.496
8	IN	1:38.606	10:10:30.102
Nº122 LLADOS SOLE JOAN			
1		58.946	10:02:29.476
2		57.478	10:03:26.954
3	IN	1:02.389	10:04:29.343
4		1:58.500	10:06:27.843
5		57.640	10:07:25.483
6		1:05.583	10:08:31.066
7		57.233	10:09:28.299
8	IN	1:05.811	10:10:34.110
Nº213 GAYA HERNANDEZ JAUME			
1		1:00.059	10:02:03.951
2		58.683	10:03:02.634
3		1:09.212	10:04:11.846
4		59.140	10:05:10.986
5		57.993	10:06:08.979
6		1:17.876	10:07:26.855
7		57.861	10:08:24.716
8		58.212	10:09:22.928
9	IN	1:14.814	10:10:37.742

SM1-SM2-SM3

ENTRENOS CRONO 2 (Q2)

Resultados

Pos.	Nº	Clase	Piloto	M. Vuelta	Dif.	Interv.	Kph	Total	Tiempo
1	122	SM 1	LLADOS SOLE JOAN	56.684			64,58	6	8:11.169
2	1	SM 1	GIMENEZ LOPEZ DAVID	56.922	0.238	0.238	64,31	6	10:42.605
3	213	SM 2	GAYA HERNANDEZ JAUME	57.255	0.571	0.333	63,94	9	10:37.051
4	96	SM 2	RUIZ FRANCISCO JOAN	58.412	1.728	1.157	62,67	9	10:56.007
5	72	SM 2	GELADA RODRIGUEZ GENIS	58.720	2.036	0.308	62,35	6	11:02.404
6	21	SM 1	DANIEL MARTINO CARLOS	58.979	2.295	0.259	62,07	6	10:07.401
7	43	SM 1	URRA LOPEZ FERNANDO	59.040	2.356	0.061	62,01	9	10:40.244
8	82	SM 2	FORD DUNN LORIS	59.101	2.417	0.061	61,94	8	10:13.572
9	114	SM 3	HERNANDEZ BAREA JOSE LUIS	59.288	2.604	0.187	61,75	9	10:53.613
10	75	SM 1	LITA MARIUS	59.870	3.186	0.582	61,15	8	10:26.573
11	69	SM 3	SORRIBES PORTA IGNASI	1:00.332	3.648	0.462	60,68	7	10:56.556
12	50	SM 3	TAYLOR ROSS	1:00.643	3.959	0.311	60,37	8	10:02.332
13	15	SM 2	FERNANDEZ RODRIGUEZ AARON	1:02.678	5.994	2.035	58,41	3	10:07.442
14	4	SM 3	ROSSELL HERNANDEZ XAVIER	1:02.831	6.147	0.153	58,27	6	9:13.253

Tiempo Inicio : 01/07 - 10:45:00

M. Vuelta : Nº122 LLADOS SOLE JOAN 56.684 64,58 Km/h

Registro Evento Anterior : Nº122 LLADOS SOLE JOAN 57.233 63,97 Km/h

SM1-SM2-SM3

ENTRENOS CRONO 2 (Q2)

Análisis

Vueltas	Tiempo por vuelta	Formato Día
Nº1 GIMENEZ LOPEZ DAVID		
1	57.318	10:47:15.818
2	1:02.840	10:48:18.658
3	IN 57.588	10:49:16.246
4	IN 2:02.967	10:51:19.213
5	3:26.470	10:54:45.683
6	56.922	10:55:42.605
Nº4 ROSSELL HERNANDEZ XAVIER		
1	1:03.522	10:47:51.417
2	1:17.854	10:49:09.271
3	1:02.831	10:50:12.102
4	1:31.582	10:51:43.684
5	1:03.639	10:52:47.323
6	IN 1:25.930	10:54:13.253
Nº15 FERNANDEZ RODRIGUEZ AARON		
1	1:06.237	10:53:00.939
2	1:03.825	10:54:04.764
3	1:02.678	10:55:07.442
Nº21 DANIEL MARTINO CARLOS		
1	1:00.365	10:49:46.575
2	59.761	10:50:46.336
3	1:20.719	10:52:07.055
4	59.502	10:53:06.557
5	58.979	10:54:05.536
6	IN 1:01.865	10:55:07.401
Nº43 URRRA LOPEZ FERNANDO		
1	59.670	10:47:20.915
2	59.798	10:48:20.713
3	59.127	10:49:19.840
4	59.070	10:50:18.910
5	59.514	10:51:18.424
6	59.040	10:52:17.464
7	1:06.273	10:53:23.737
8	59.427	10:54:23.164
9	1:17.080	10:55:40.244
Nº50 TAYLOR ROSS		
1	1:00.643	10:47:05.151
2	1:01.577	10:48:06.728
3	1:01.386	10:49:08.114
4	1:00.978	10:50:09.092
5	1:30.507	10:51:39.599
6	1:01.056	10:52:40.655
7	1:01.427	10:53:42.082
8	IN 1:20.250	10:55:02.332
Nº69 SORRIBES PORTA IGNASI		
1	1:00.613	10:49:23.247
2	1:00.517	10:50:23.764
3	1:01.166	10:51:24.930
4	1:01.336	10:52:26.266
5	1:09.941	10:53:36.207
6	1:00.332	10:54:36.539
7	1:20.017	10:55:56.556
Nº72 GELADA RODRIGUEZ GENIS		
1	59.676	10:50:29.693
2	58.972	10:51:28.665
3	59.163	10:52:27.828
4	1:07.212	10:53:35.040

Vueltas	Tiempo por vuelta	Formato Día
5	58.720	10:54:33.760
6	IN 1:28.644	10:56:02.404
Nº75 LITA MARIUS		
1	1:00.828	10:47:42.427
2	1:00.424	10:48:42.851
3	59.870	10:49:42.721
4	1:00.413	10:50:43.134
5	1:21.301	10:52:04.435
6	1:15.947	10:53:20.382
7	1:03.299	10:54:23.681
8	1:02.892	10:55:26.573
Nº82 FORD DUNN LORIS		
1	59.955	10:47:09.001
2	1:11.029	10:48:20.030
3	59.101	10:49:19.131
4	1:22.019	10:50:41.150
5	59.568	10:51:40.718
6	1:33.534	10:53:14.252
7	59.699	10:54:13.951
8	59.621	10:55:13.572
Nº96 RUIZ FRANCISCO JOAN		
1	59.069	10:47:28.259
2	58.748	10:48:27.007
3	IN 59.319	10:49:26.326
4	1:14.388	10:50:40.714
5	1:01.062	10:51:41.776
6	1:12.633	10:52:54.409
7	58.412	10:53:52.821
8	1:04.008	10:54:56.829
9	59.178	10:55:56.007
Nº114 HERNANDEZ BAREA JOSE LUIS		
1	1:03.177	10:47:25.526
2	1:00.315	10:48:25.841
3	1:00.409	10:49:26.250
4	1:00.022	10:50:26.272
5	59.288	10:51:25.560
6	1:05.506	10:52:31.066
7	1:22.385	10:53:53.451
8	59.857	10:54:53.308
9	1:00.305	10:55:53.613
Nº122 LLADOS SOLE JOAN		
1	57.374	10:47:58.209
2	1:06.348	10:49:04.557
3	56.982	10:50:01.539
4	1:07.870	10:51:09.409
5	56.684	10:52:06.093
6	IN 1:05.076	10:53:11.169
Nº213 GAYA HERNANDEZ JAUME		
1	58.363	10:47:06.297
2	58.656	10:48:04.953
3	57.598	10:49:02.551
4	57.558	10:50:00.109
5	1:18.717	10:51:18.826
6	1:02.989	10:52:21.815
7	57.639	10:53:19.454
8	57.255	10:54:16.709
9	1:20.342	10:55:37.051

SM1-SM2-SM3

CONJUNTA CRONOS Resultados

Pos.	Nº	Piloto	Q1	Q2	Tiempo	Dif.	Total
1	122	LLADOS SOLE JOAN	57.233	56.684	56.684		14
2	1	GIMENEZ LOPEZ DAVID	57.438	56.922	56.922	0.238	14
3	213	GAYA HERNANDEZ JAUME	57.861	57.255	57.255	0.571	18
4	96	RUIZ FRANCISCO JOAN	59.067	58.412	58.412	1.728	13
5	72	GELADA RODRIGUEZ GENIS	58.935	58.720	58.720	2.036	14
6	21	DANIEL MARTINO CARLOS	1:00.605	58.979	58.979	2.295	13
7	43	URRA LOPEZ FERNANDO	58.982	59.040	58.982	2.298	18
8	82	FORD DUNN LORIS	59.623	59.101	59.101	2.417	16
9	114	HERNANDEZ BAREA JOSE LUIS	1:00.669	59.288	59.288	2.604	17
10	75	LITA MARIUS	1:01.528	59.870	59.870	3.186	17
11	69	SORRIBES PORTA IGNASI	1:01.376	1:00.332	1:00.332	3.648	15
12	50	TAYLOR ROSS	1:01.054	1:00.643	1:00.643	3.959	14
13	15	FERNANDEZ RODRIGUEZ AARON	-	1:02.678	1:02.678	5.994	3
14	4	ROSSELL HERNANDEZ XAVIER	1:04.351	1:02.831	1:02.831	6.147	13

SM1-SM2-SM3

CARRERA 1 (R1)

Resultados

Pos.	Nº	Clase	Piloto	Total	Dif.	Interv.	M. Vuelta	Kph	Tiempo
1	1	SM 1	GIMENEZ LOPEZ DAVID	15			56.696	64,57	14:20.926
2	122	SM 1	LLADOS SOLE JOAN	15	0.999	0.999	57.215	63,99	14:21.925
3	213	SM 2	GAYA HERNANDEZ JAUME	15	15.344	14.345	57.877	63,25	14:36.270
4	21	SM 1	DANIEL MARTINO CARLOS	15	25.030	9.686	58.382	62,71	14:45.956
5	96	SM 2	RUIZ FRANCISCO JOAN	15	27.597	2.567	58.493	62,59	14:48.523
6	43	SM 1	URRA LOPEZ FERNANDO	15	28.635	1.038	58.911	62,14	14:49.561
7	72	SM 2	GELADA RODRIGUEZ GENIS	15	33.750	5.115	58.908	62,15	14:54.676
8	75	SM 1	LITA MARIUS	15	42.086	8.336	59.563	61,46	15:03.012
9	82	SM 2	FORD DUNN LORIS	15	42.830	0.744	59.471	61,56	15:03.756
10	114	SM 3	HERNANDEZ BAREA JOSE LUIS	15	53.528	10.698	59.674	61,35	15:14.454
11	69	SM 3	SORRIBES PORTA IGNASI	14	1 Vuelta	1 Vuelta	1:00.583	60,43	14:25.534
12	4	SM 3	ROSSELL HERNANDEZ XAVIER	14	1 Vuelta	41.900	1:03.383	57,76	15:07.434
13	50	SM 3	TAYLOR ROSS	12	3 Total	2 Total	1:00.665	60,35	15:23.018

Lider : Nº1 GIMENEZ LOPEZ DAVID (1-15)

Tiempo Inicio : 01/07 - 11:39:36

M. Vuelta : Nº1 GIMENEZ LOPEZ DAVID 56.696 64,57 Km/h

Evento Grabado : Nº122 LLADOS SOLE JOAN 56.684 64,58 Km/h

SM1-SM2-SM3

CARRERA 1 (R1)

Vuelta a vuelta

	1	2	3	4	5	6	7	8	9	10	11	12	13
Vuelta 1	1	122	21	96	213	43	72	114	82	75	4	69	50
Vuelta 2	1	122	21	213	96	43	72	114	82	75	4	69	50
Vuelta 3	1	122	213	21	96	43	72	82	114	75	69	4	50
Vuelta 4	1	122	213	21	96	43	72	82	114	75	69	4	50
Vuelta 5	1	122	213	21	96	43	72	82	75	114	69	4	50
Vuelta 6	1	122	213	21	96	43	72	82	75	114	69	4	50
Vuelta 7	1	122	213	21	96	43	72	82	75	114	69	4	50
Vuelta 8	1	122	213	21	96	43	72	82	75	114	69	4	50
Vuelta 9	1	122	213	21	96	43	72	82	75	114	69	4	50
Vuelta 10	1	122	213	21	96	43	72	75	82	114	69	4	50
Vuelta 11	1	122	213	21	96	43	72	75	82	114	69	4	50
Vuelta 12	1	122	213	21	96	43	72	75	82	114	69	4	50
Vuelta 13	1	122	213	21	96	43	72	75	82	114	69	4	
Vuelta 14	1	122	213	21	96	43	72	75	82	114	69	4	
Vuelta 15	1	122	213	21	96	43	72	75	82	114			

SM1-SM2-SM3

CARRERA 1 (R1)

Análisis

Vueltas	Tiempo por vuelta	Formato Día	Vueltas	Tiempo por vuelta	Formato Día	Vueltas	Tiempo por vuelta	Formato Día
Nº1 GIMENEZ LOPEZ DAVID			10	59.442	11:49:28.884	7	59.563	11:46:36.909
1		11:40:32.089	11	59.382	11:50:28.266	8	1:00.100	11:47:37.009
2	56.696	11:41:28.785	12	59.479	11:51:27.745	9	1:00.102	11:48:37.111
3	56.823	11:42:25.608	13	59.475	11:52:27.220	10	1:00.004	11:49:37.115
4	57.241	11:43:22.849	14	59.316	11:53:26.536	11	59.899	11:50:37.014
5	57.259	11:44:20.108	15	59.440	11:54:25.976	12	1:00.906	11:51:37.920
6	57.053	11:45:17.161	Nº50 TAYLOR ROSS			13	1:00.301	11:52:38.221
7	57.230	11:46:14.391	1	IN	11:41:45.371	14	1:00.559	11:53:38.780
8	57.291	11:47:11.682	2	2:42.356	11:44:27.727	15	1:00.647	11:54:39.427
9	57.443	11:48:09.125	3	1:06.493	11:45:34.220	Nº82 FORD DUNN LORIS		
10	57.392	11:49:06.517	4	1:05.530	11:46:39.750	1		11:40:37.827
11	57.571	11:50:04.088	5	1:00.665	11:47:40.415	2	59.577	11:41:37.404
12	57.813	11:51:01.901	6	1:00.715	11:48:41.130	3	59.577	11:42:36.981
13	58.370	11:52:00.271	7	1:02.375	11:49:43.505	4	59.471	11:43:36.452
14	58.560	11:52:58.831	8	1:01.470	11:50:44.975	5	59.793	11:44:36.245
15	58.510	11:53:57.341	9	1:02.916	11:51:47.891	6	1:00.001	11:45:36.246
Nº4 ROSSELL HERNANDEZ XAVIER			10	1:03.137	11:52:51.028	7	1:00.113	11:46:36.359
1		11:40:40.018	11	1:03.912	11:53:54.940	8	1:00.305	11:47:36.664
2	1:03.706	11:41:43.724	12	1:04.493	11:54:59.433	9	1:00.139	11:48:36.803
3	1:03.383	11:42:47.107	Nº69 SORRIBES PORTA IGNASI			10	1:00.819	11:49:37.622
4	1:03.943	11:43:51.050	1		11:40:45.089	11	59.775	11:50:37.397
5	1:05.086	11:44:56.136	2	1:00.726	11:41:45.815	12	1:01.017	11:51:38.414
6	1:04.417	11:46:00.553	3	1:00.583	11:42:46.398	13	1:00.238	11:52:38.652
7	1:04.383	11:47:04.936	4	1:00.914	11:43:47.312	14	1:00.657	11:53:39.309
8	1:05.514	11:48:10.450	5	1:01.054	11:44:48.366	15	1:00.862	11:54:40.171
9	1:05.558	11:49:16.008	6	1:00.992	11:45:49.358	Nº96 RUIZ FRANCISCO JOAN		
10	1:05.199	11:50:21.207	7	1:02.081	11:46:51.439	1		11:40:34.921
11	1:05.788	11:51:26.995	8	1:01.991	11:47:53.430	2	59.451	11:41:34.372
12	1:05.718	11:52:32.713	9	1:01.154	11:48:54.584	3	59.465	11:42:33.837
13	1:05.033	11:53:37.746	10	1:01.272	11:49:55.856	4	58.675	11:43:32.512
14	1:06.103	11:54:43.849	11	1:00.884	11:50:56.740	5	58.493	11:44:31.005
Nº21 DANIEL MARTINO CARLOS			12	1:00.695	11:51:57.435	6	58.722	11:45:29.727
1		11:40:34.525	13	1:03.673	11:53:01.108	7	58.740	11:46:28.467
2	58.382	11:41:32.907	14	1:00.841	11:54:01.949	8	59.039	11:47:27.506
3	1:00.430	11:42:33.337	Nº72 GELADA RODRIGUEZ GENIS			9	59.679	11:48:27.185
4	58.761	11:43:32.098	1		11:40:36.579	10	59.009	11:49:26.194
5	58.399	11:44:30.497	2	59.526	11:41:36.105	11	59.527	11:50:25.721
6	58.443	11:45:28.940	3	58.983	11:42:35.088	12	59.808	11:51:25.529
7	58.729	11:46:27.669	4	58.908	11:43:33.996	13	59.456	11:52:24.985
8	59.212	11:47:26.881	5	58.930	11:44:32.926	14	59.998	11:53:24.983
9	58.765	11:48:25.646	6	59.077	11:45:32.003	15	59.955	11:54:24.938
10	58.997	11:49:24.643	7	59.201	11:46:31.204	Nº114 HERNANDEZ BAREA JOSE LUIS		
11	59.834	11:50:24.477	8	59.032	11:47:30.236	1		11:40:37.238
12	59.491	11:51:23.968	9	59.577	11:48:29.813	2	59.674	11:41:36.912
13	59.033	11:52:23.001	10	59.579	11:49:29.392	3	1:00.577	11:42:37.489
14	58.979	11:53:21.980	11	59.880	11:50:29.272	4	1:00.053	11:43:37.542
15	1:00.391	11:54:22.371	12	59.709	11:51:28.981	5	1:00.543	11:44:38.085
Nº43 URRAL LOPEZ FERNANDO			13	59.706	11:52:28.687	6	1:00.145	11:45:38.230
1		11:40:36.113	14	1:00.125	11:53:28.812	7	1:00.890	11:46:39.120
2	59.260	11:41:35.373	15	1:02.279	11:54:31.091	8	1:00.558	11:47:39.678
3	59.225	11:42:34.598	Nº75 LITA MARIUS			9	1:00.805	11:48:40.483
4	58.911	11:43:33.509	1		11:40:38.498	10	1:01.249	11:49:41.732
5	59.098	11:44:32.607	2	59.584	11:41:38.082	11	1:01.251	11:50:42.983
6	59.019	11:45:31.626	3	59.883	11:42:37.965	12	1:01.364	11:51:44.347
7	59.116	11:46:30.742	4	1:00.186	11:43:38.151	13	1:01.625	11:52:45.972
8	59.112	11:47:29.854	5	59.591	11:44:37.742	14	1:01.748	11:53:47.720
9	59.588	11:48:29.442	6	59.604	11:45:37.346	15	1:03.149	11:54:50.869

SM1-SM2-SM3

CARRERA 1 (R1)

Análisis

Vueltas	Tiempo por vuelta	Formato Día
Nº122 LLADOS SOLE JOAN		
1		11:40:32.784
2	57.215	11:41:29.999
3	57.460	11:42:27.459
4	57.593	11:43:25.052
5	57.344	11:44:22.396
6	57.509	11:45:19.905
7	57.407	11:46:17.312
8	57.362	11:47:14.674
9	57.413	11:48:12.087
10	57.637	11:49:09.724
11	57.689	11:50:07.413
12	57.837	11:51:05.250
13	57.700	11:52:02.950
14	57.661	11:53:00.611
15	57.729	11:53:58.340


Nº213 GAYA HERNANDEZ JAUME		
1		11:40:35.164
2	58.221	11:41:33.385
3	58.665	11:42:32.050
4	57.877	11:43:29.927
5	57.912	11:44:27.839
6	57.882	11:45:25.721
7	58.096	11:46:23.817
8	58.201	11:47:22.018
9	58.388	11:48:20.406
10	58.214	11:49:18.620
11	58.998	11:50:17.618
12	58.686	11:51:16.304
13	58.792	11:52:15.096
14	58.374	11:53:13.470
15	59.215	11:54:12.685

SM1-SM2-SM3

CARRERA 1 (R1) Parrilla de Salida

5	4 ROSSELL HERNANDEZ XAVIER 1:02.831		
4	75 LITA MARIUS 59.870	69 SORRIBES PORTA IGNASI 1:00.332	50 TAYLOR ROSS 1:00.643
3	43 URRRA LOPEZ FERNANDO 58.982	82 FORD DUNN LORIS 59.101	114 HERNANDEZ BAREA JOSE LUIS 59.288
2	96 RUIZ FRANCISCO JOAN 58.412	72 GELADA RODRIGUEZ GENIS 58.720	21 DANIEL MARTINO CARLOS 58.979
1	122 LLADOS SOLE JOAN 56.684	1 GIMENEZ LOPEZ DAVID 56.922	213 GAYA HERNANDEZ JAUME 57.255

POLE POSITION



SM1-SM2-SM3

CARRERA 2 (R2)

Resultados

Pos.	Nº	Clase	Piloto	Total	Dif.	Interv.	M. Vuelta	Kph	Tiempo
1	1	SM 1	GIMENEZ LOPEZ DAVID	15			57.110	64,10	14:21.534
2	122	SM 1	LLADOS SOLE JOAN	15	1.099	1.099	57.063	64,16	14:22.633
3	213	SM 2	GAYA HERNANDEZ JAUME	15	10.235	9.136	57.397	63,78	14:31.769
4	96	SM 2	RUIZ FRANCISCO JOAN	15	30.909	20.674	58.736	62,33	14:52.443
5	21	SM 1	DANIEL MARTINO CARLOS	15	36.236	5.327	58.728	62,34	14:57.770
6	72	SM 2	GELADA RODRIGUEZ GENIS	15	38.073	1.837	59.270	61,77	14:59.607
7	43	SM 1	URRA LOPEZ FERNANDO	15	39.534	1.461	59.358	61,67	15:01.068
8	75	SM 1	LITA MARIUS	15	46.217	6.683	59.974	61,04	15:07.751
9	82	SM 2	FORD DUNN LORIS	15	46.801	0.584	59.592	61,43	15:08.335
10	69	SM 3	SORRIBES PORTA IGNASI	15	58.489	11.688	1:00.618	60,39	15:20.023
11	50	SM 3	TAYLOR ROSS	14	1 Vuelta	1 Vuelta	1:00.180	60,83	14:25.258
12	114	SM 3	HERNANDEZ BAREA JOSE LUIS	14	1 Vuelta	17.367	59.889	61,13	14:42.625
13	4	SM 3	ROSSELL HERNANDEZ XAVIER	14	1 Vuelta	34.625	1:03.983	57,22	15:17.250

Lider : Nº1 GIMENEZ LOPEZ DAVID (1-15)

Tiempo Inicio : 01/07 - 12:53:27

M. Vuelta : Nº122 LLADOS SOLE JOAN 57.063 64,16 Km/h

Evento Grabado : Nº122 LLADOS SOLE JOAN 56.684 64,58 Km/h

SM1-SM2-SM3

CARRERA 2 (R2)

Vuelta a vuelta

	1	2	3	4	5	6	7	8	9	10	11	12	13
Vuelta 1	1	122	213	21	96	50	72	75	43	114	82	69	4
Vuelta 2	1	122	213	21	96	50	72	75	43	114	82	69	4
Vuelta 3	1	122	213	21	96	50	72	75	43	114	82	69	4
Vuelta 4	1	122	213	96	21	50	72	75	43	114	82	69	4
Vuelta 5	1	122	213	96	21	72	50	75	43	82	69	114	4
Vuelta 6	1	122	213	96	21	72	75	43	50	82	69	114	4
Vuelta 7	1	122	213	96	21	72	75	43	82	50	69	114	4
Vuelta 8	1	122	213	96	21	72	75	43	82	50	69	114	4
Vuelta 9	1	122	213	96	21	72	43	75	82	50	69	114	4
Vuelta 10	1	122	213	96	21	72	43	75	82	50	69	114	4
Vuelta 11	1	122	213	96	21	72	43	75	82	50	69	114	4
Vuelta 12	1	122	213	96	21	72	43	75	82	69	50	114	4
Vuelta 13	1	122	213	96	21	72	43	75	82	69	50	114	4
Vuelta 14	1	122	213	96	21	72	43	75	82	69	50	114	4
Vuelta 15	1	122	213	96	21	72	43	75	82	69			

SM1-SM2-SM3

CARRERA 2 (R2)

Análisis

Vueltas	Tiempo por vuelta	Formato Día
Nº1 GIMENEZ LOPEZ DAVID		
1		12:54:23.159
2	57.158	12:55:20.317
3	57.110	12:56:17.427
4	57.357	12:57:14.784
5	57.279	12:58:12.063
6	57.288	12:59:09.351
7	57.406	13:00:06.757
8	57.578	13:01:04.335
9	57.587	13:02:01.922
10	57.613	13:02:59.535
11	57.773	13:03:57.308
12	57.685	13:04:54.993
13	57.792	13:05:52.785
14	58.198	13:06:50.983
15	57.737	13:07:48.720

Vueltas	Tiempo por vuelta	Formato Día
Nº4 ROSSELL HERNANDEZ XAVIER		
1		12:54:33.042
2	1:03.983	12:55:37.025
3	1:04.243	12:56:41.268
4	1:04.628	12:57:45.896
5	1:04.572	12:58:50.468
6	1:04.321	12:59:54.789
7	1:04.373	13:00:59.162
8	1:05.784	13:02:04.946
9	1:05.508	13:03:10.454
10	1:04.839	13:04:15.293
11	1:08.019	13:05:23.312
12	1:07.437	13:06:30.749
13	1:08.988	13:07:39.737
14	1:04.699	13:08:44.436

Vueltas	Tiempo por vuelta	Formato Día
Nº21 DANIEL MARTINO CARLOS		
1		12:54:26.335
2	59.082	12:55:25.417
3	58.728	12:56:24.145
4	1:00.500	12:57:24.645
5	59.319	12:58:23.964
6	59.265	12:59:23.229
7	59.247	13:00:22.476
8	1:00.043	13:01:22.519
9	59.696	13:02:22.215
10	1:00.321	13:03:22.536
11	59.935	13:04:22.471
12	1:00.008	13:05:22.479
13	1:00.080	13:06:22.559
14	1:00.602	13:07:23.161
15	1:01.795	13:08:24.956

Vueltas	Tiempo por vuelta	Formato Día
Nº43 URRAL LOPEZ FERNANDO		
1		12:54:29.472
2	1:00.458	12:55:29.930
3	1:00.227	12:56:30.157
4	1:00.115	12:57:30.272
5	1:00.688	12:58:30.960
6	1:00.639	12:59:31.599
7	59.358	13:00:30.957
8	1:00.120	13:01:31.077
9	59.398	13:02:30.475

Vueltas	Tiempo por vuelta	Formato Día
10	59.406	13:03:29.881
11	59.513	13:04:29.394
12	59.941	13:05:29.335
13	59.852	13:06:29.187
14	59.491	13:07:28.678
15	59.576	13:08:28.254

Vueltas	Tiempo por vuelta	Formato Día
Nº50 TAYLOR ROSS		
1		12:54:28.319
2	1:00.180	12:55:28.499
3	1:00.336	12:56:28.835
4	1:00.413	12:57:29.248
5	1:00.927	12:58:30.175
6	1:02.846	12:59:33.021
7	1:01.873	13:00:34.894
8	1:01.228	13:01:36.122
9	1:01.095	13:02:37.217
10	1:01.577	13:03:38.794
11	1:00.600	13:04:39.394
12	1:04.433	13:05:43.827
13	1:02.566	13:06:46.393
14	1:06.051	13:07:52.444

Vueltas	Tiempo por vuelta	Formato Día
Nº69 SORRIBES PORTA IGNASI		
1		12:54:31.394
2	1:01.034	12:55:32.428
3	1:00.809	12:56:33.237
4	1:00.738	12:57:33.975
5	1:00.618	12:58:34.593
6	1:00.723	12:59:35.316
7	1:00.784	13:00:36.100
8	1:00.623	13:01:36.723
9	1:01.015	13:02:37.738
10	1:01.810	13:03:39.548
11	1:00.949	13:04:40.497
12	1:01.357	13:05:41.854
13	1:01.789	13:06:43.643
14	1:01.400	13:07:45.043
15	1:02.166	13:08:47.209

Vueltas	Tiempo por vuelta	Formato Día
Nº72 GELADA RODRIGUEZ GENIS		
1		12:54:28.639
2	1:00.182	12:55:28.821
3	1:00.267	12:56:29.088
4	1:00.353	12:57:29.441
5	59.461	12:58:28.902
6	59.306	12:59:28.208
7	59.348	13:00:27.556
8	59.270	13:01:26.826
9	59.397	13:02:26.223
10	59.796	13:03:26.019
11	59.754	13:04:25.773
12	59.920	13:05:25.693
13	59.880	13:06:25.573
14	1:00.401	13:07:25.974
15	1:00.819	13:08:26.793

Vueltas	Tiempo por vuelta	Formato Día
Nº75 LITA MARIUS		
1		12:54:28.912
2	1:00.311	12:55:29.223
3	1:00.301	12:56:29.524

Vueltas	Tiempo por vuelta	Formato Día
4	1:00.196	12:57:29.720
5	1:00.654	12:58:30.374
6	1:00.057	12:59:30.431
7	59.974	13:00:30.405
8	1:00.024	13:01:30.429
9	1:00.783	13:02:31.212
10	1:00.456	13:03:31.668
11	1:00.730	13:04:32.398
12	1:00.549	13:05:32.947
13	1:00.176	13:06:33.123
14	1:00.954	13:07:34.077
15	1:00.860	13:08:34.937

Vueltas	Tiempo por vuelta	Formato Día
Nº82 FORD DUNN LORIS		
1		12:54:30.589
2	1:00.639	12:55:31.228
3	1:00.491	12:56:31.719
4	1:00.382	12:57:32.101
5	1:00.490	12:58:32.591
6	1:00.734	12:59:33.325
7	59.931	13:00:33.256
8	1:00.499	13:01:33.755
9	59.989	13:02:33.744
10	1:00.367	13:03:34.111
11	1:00.275	13:04:34.386
12	59.592	13:05:33.978
13	59.693	13:06:33.671
14	1:00.565	13:07:34.236
15	1:01.285	13:08:35.521

Vueltas	Tiempo por vuelta	Formato Día
Nº96 RUIZ FRANCISCO JOAN		
1		12:54:26.851
2	59.039	12:55:25.890
3	59.093	12:56:24.983
4	58.758	12:57:23.741
5	58.736	12:58:22.477
6	58.835	12:59:21.312
7	58.943	13:00:20.255
8	58.833	13:01:19.088
9	59.441	13:02:18.529
10	59.565	13:03:18.094
11	59.655	13:04:17.749
12	59.547	13:05:17.296
13	59.899	13:06:17.195
14	1:00.306	13:07:17.501
15	1:02.128	13:08:19.629

Vueltas	Tiempo por vuelta	Formato Día
Nº114 HERNANDEZ BAREA JOSE LUIS		
1		12:54:29.875
2	1:00.611	12:55:30.486
3	1:00.178	12:56:30.664
4	1:00.115	12:57:30.779
5	1:09.338	12:58:40.117
6	1:00.281	12:59:40.398
7	59.889	13:00:40.287
8	1:00.169	13:01:40.456
9	1:00.025	13:02:40.481
10	1:13.053	13:03:53.534
11	1:05.198	13:04:58.732
12	1:04.001	13:06:02.733

SM1-SM2-SM3

CARRERA 2 (R2)

Análisis

Vueltas	Tiempo por vuelta	Formato Día
13	1:02.655	13:07:05.388
14	1:04.423	13:08:09.811

Nº122 LLADOS SOLE JOAN

1		12:54:24.157
2	57.094	12:55:21.251
3	57.063	12:56:18.314
4	57.287	12:57:15.601
5	57.136	12:58:12.737
6	57.267	12:59:10.004
7	57.278	13:00:07.282
8	57.521	13:01:04.803
9	57.560	13:02:02.363
10	57.558	13:02:59.921
11	57.796	13:03:57.717
12	57.716	13:04:55.433
13	57.816	13:05:53.249
14	58.286	13:06:51.535
15	58.284	13:07:49.819

Nº213 GAYA HERNANDEZ JAUME

1		12:54:24.770
2	57.664	12:55:22.434
3	57.566	12:56:20.000
4	57.578	12:57:17.578
5	57.397	12:58:14.975
6	58.053	12:59:13.028
7	58.115	13:00:11.143
8	58.187	13:01:09.330
9	58.119	13:02:07.449
10	58.285	13:03:05.734
11	58.217	13:04:03.951
12	58.914	13:05:02.865
13	58.617	13:06:01.482
14	58.388	13:06:59.870
15	59.085	13:07:58.955


SM1-SM2-SM3

CARRERA 2 (R2)
Parrilla de Salida

Sujeto a escrutinio & investigaciones deportivas

5	4 ROSSELL HERNANDEZ XAVIER 1:02.831		
4	75 LITA MARIUS 59.870	69 SORRIBES PORTA IGNASI 1:00.332	50 TAYLOR ROSS 1:00.643
3	43 URRA LOPEZ FERNANDO 58.982	82 FORD DUNN LORIS 59.101	114 HERNANDEZ BAREA JOSE LUIS 59.288
2	96 RUIZ FRANCISCO JOAN 58.412	72 GELADA RODRIGUEZ GENIS 58.720	21 DANIEL MARTINO CARLOS 58.979
1	122 LLADOS SOLE JOAN 56.684	1 GIMENEZ LOPEZ DAVID 56.922	213 GAYA HERNANDEZ JAUME 57.255

POLE POSITION



SM1-SM2-SM3

CONJUNTA CARRERAS (CR) Resultados

Pos.	Nº	Piloto	R1	R2	Puntos
SM 1					
1	1	GIMENEZ LOPEZ DAVID	25	25	50
2	122	LLADOS SOLE JOAN	20	20	40
3	21	DANIEL MARTINO CARLOS	16	16	32
4	43	URRA LOPEZ FERNANDO	13	13	26
5	75	LITA MARIUS	11	11	22
SM 2					
1	213	GAYA HERNANDEZ JAUME	25	25	50
2	96	RUIZ FRANCISCO JOAN	20	20	40
3	72	GELADA RODRIGUEZ GENIS	16	16	32
4	82	FORD DUNN LORIS	13	13	26
SM 3					
1	69	SORRIBES PORTA IGNASI	20	25	45
2	114	HERNANDEZ BAREA JOSE LUIS	25	16	41
3	50	TAYLOR ROSS	13	20	33
4	4	ROSSELL HERNANDEZ XAVIER	16	13	29

SM-ROAD 85-65

ENTRENOS CRONO 1 (Q1)

Resultados

Pos.	Nº	Piloto	M. Vuelta	Dif.	Interv.	Kph	Total	Tiempo	Clase
1	15	AVILA CORTES JULEN	53.692			68,18	11	10:49.938	SM Road 65
2	13	GAYA HERNANDEZ JORDI	54.932	1.240	1.240	66,64	10	10:48.300	SM Road 65
3	10	GODINO GOMEZ RAMON	56.303	2.611	1.371	65,02	10	10:33.652	SM Road 65
4	12	GORDITO MAESTRO ANTONIO	57.793	4.101	1.490	63,35	10	10:45.227	SM Road 65
5	35	GINES CORPA ALEIX	1:00.885	7.193	3.092	60,13	9	10:52.959	SM Road 65

SM-ROAD 85-65

ENTRENOS CRONO 1 (Q1)

Análisis

Vueltas	Tiempo por vuelta	Formato Día
Nº10 GODINO GOMEZ RAMON		
1	59.155	10:17:03.726
2	58.471	10:18:02.197
3	58.344	10:19:00.541
4	56.459	10:19:57.000
5	56.757	10:20:53.757
6	57.085	10:21:50.842
7	57.579	10:22:48.421
8	56.303	10:23:44.724
9	56.594	10:24:41.318
10	57.226	10:25:38.544
Nº12 GORDITO MAESTRO ANTONIO		
1	59.272	10:17:03.312
2	58.415	10:18:01.727
3	59.209	10:19:00.936
4	57.793	10:19:58.729
5	57.940	10:20:56.669
6	58.383	10:21:55.052
7	58.504	10:22:53.556
8	59.148	10:23:52.704
9	58.638	10:24:51.342
10	58.777	10:25:50.119
Nº13 GAYA HERNANDEZ JORDI		
1	55.730	10:16:59.146
2	56.198	10:17:55.344
3	55.757	10:18:51.101
4	55.499	10:19:46.600
5	55.847	10:20:42.447
6	54.932	10:21:37.379
7	IN	1:03.743
8	1:19.925	10:24:01.047
9	55.577	10:24:56.624
10	56.568	10:25:53.192
Nº15 AVILA CORTES JULEN		
1	54.246	10:16:53.926
2	53.756	10:17:47.682
3	54.526	10:18:42.208
4	54.124	10:19:36.332
5	53.805	10:20:30.137
6	54.149	10:21:24.286
7	53.692	10:22:17.978
8	53.906	10:23:11.884
9	53.784	10:24:05.668
10	54.037	10:24:59.705
11	55.125	10:25:54.830
Nº35 GINES CORPA ALEIX		
1	1:01.583	10:17:11.491
2	1:30.464	10:18:41.955
3	1:02.477	10:19:44.432
4	1:02.782	10:20:47.214
5	1:03.371	10:21:50.585
6	1:02.130	10:22:52.715
7	1:00.885	10:23:53.600
8	1:02.167	10:24:55.767
9	1:02.084	10:25:57.851

SM-ROAD 85-65

ENTRENOS CRONO 2 (Q2)

Resultados

Pos.	Nº	Piloto	M. Vuelta	Dif.	Interv.	Kph	Total	Tiempo	Clase
1	15	AVILA CORTES JULEN	53.025			69,04	7	9:45.142	SM Road 65
2	13	GAYA HERNANDEZ JORDI	54.399	1.374	1.374	67,30	10	10:47.917	SM Road 65
3	10	GODINO GOMEZ RAMON	55.493	2.468	1.094	65,97	10	10:27.238	SM Road 65
4	12	GORDITO MAESTRO ANTONIO	58.229	5.204	2.736	62,87	9	10:27.959	SM Road 65
5	35	GINES CORPA ALEIX	59.186	6.161	0.957	61,85	9	10:26.928	SM Road 65

Tiempo Inicio : 01/07 - 11:00:00

M. Vuelta : Nº15 AVILA CORTES JULEN 53.025 69,04 Km/h

Registro Evento Anterior : Nº15 AVILA CORTES JULEN 53.692 68,18 Km/h

SM-ROAD 85-65

ENTRENOS CRONO 2 (Q2)

Análisis

Vueltas	Tiempo por vuelta	Formato Día
Nº10 GODINO GOMEZ RAMON		
1	57.072	11:02:01.711
2	56.172	11:02:57.883
3	56.092	11:03:53.975
4	55.493	11:04:49.468
5	56.124	11:05:45.592
6	56.806	11:06:42.398
7	56.320	11:07:38.718
8	56.101	11:08:34.819
9	55.807	11:09:30.626
10	56.612	11:10:27.238
Nº12 GORDITO MAESTRO ANTONIO		
1	59.802	11:02:35.990
2	58.481	11:03:34.471
3	58.796	11:04:33.267
4	58.439	11:05:31.706
5	58.229	11:06:29.935
6	59.547	11:07:29.482
7	59.489	11:08:28.971
8	59.106	11:09:28.077
9	59.882	11:10:27.959
Nº13 GAYA HERNANDEZ JORDI		
1	55.616	11:01:57.784
2	55.962	11:02:53.746
3	IN	1:13.900
4	1:10.741	11:05:18.387
5	54.695	11:06:13.082
6	54.950	11:07:08.032
7	54.399	11:08:02.431
8	54.608	11:08:57.039
9	55.485	11:09:52.524
10	55.393	11:10:47.917
Nº15 AVILA CORTES JULEN		
1	55.444	11:04:23.361
2	53.663	11:05:17.024
3	53.025	11:06:10.049
4	53.353	11:07:03.402
5	53.996	11:07:57.398
6	53.624	11:08:51.022
7	IN	54.120
Nº35 GINES CORPA ALEIX		
1	1:03.041	11:02:18.805
2	1:02.477	11:03:21.282
3	1:01.802	11:04:23.084
4	1:00.983	11:05:24.067
5	1:04.519	11:06:28.586
6	1:00.519	11:07:29.105
7	59.451	11:08:28.556
8	59.186	11:09:27.742
9	59.186	11:10:26.928

SM-ROAD 85-65

CONJUNTA CRONOS Resultados

Pos.	Nº	Piloto	Q1	Q2	Tiempo	Dif.	Total
1	15	AVILA CORTES JULEN	53.692	53.025	53.025		18
2	13	GAYA HERNANDEZ JORDI	54.932	54.399	54.399	1.374	20
3	10	GODINO GOMEZ RAMON	56.303	55.493	55.493	2.468	20
4	12	GORDITO MAESTRO ANTONIO	57.793	58.229	57.793	4.768	19
5	35	GINES CORPA ALEIX	1:00.885	59.186	59.186	6.161	18

SM-ROAD 85-65

CARRERA 1 (R1) Resultados

Pos.	Nº	Piloto	Total	Dif.	Interv.	M. Vuelta	Kph	Tiempo	Clase
1	15	AVILA CORTES JULEN	14			52.634	69,55	12:37.969	SM Road 65
2	13	GAYA HERNANDEZ JORDI	14	11.211	11.211	53.246	68,76	12:49.180	SM Road 65
3	10	GODINO GOMEZ RAMON	14	30.141	18.930	55.610	65,83	13:08.110	SM Road 65
4	35	GINES CORPA ALEIX	13	1 Vuelta	1 Vuelta	1:00.055	60,96	13:27.207	SM Road 65
No Clasificados									
	12	GORDITO MAESTRO ANTONIO	6	Retirado		57.693	63,46	5:54.599	SM Road 65

Tiempo Inicio : 01/07 - 12:02:20

Lider : Nº13 GAYA HERNANDEZ JORDI (1-2) / Nº15 AVILA CORTES JULEN (3-14)

M. Vuelta : Nº15 AVILA CORTES JULEN 52.634 69,55 Km/h

Registro Evento Anterior : Nº15 AVILA CORTES JULEN 53.025 69,04 Km/h

SM-ROAD 85-65

CARRERA 1 (R1)

Vuelta a vuelta

	1	2	3	4	5
Vuelta 1	13	15	10	12	35
Vuelta 2	13	15	10	35	12
Vuelta 3	15	13	10	35	12
Vuelta 4	15	13	10	12	35
Vuelta 5	15	13	10	12	35
Vuelta 6	15	13	10	35	35
Vuelta 7	15	13	10	35	
Vuelta 8	15	13	10	35	
Vuelta 9	15	13	10	35	
Vuelta 10	15	13	10	35	
Vuelta 11	15	13	10	35	
Vuelta 12	15	13	10	35	
Vuelta 13	15	13	10	35	
Vuelta 14	15	13	10		

SM-ROAD 85-65

CARRERA 1 (R1)

Análisis


Vueltas	Tiempo por vuelta	Formato Día	Vueltas	Tiempo por vuelta	Formato Día
Nº10 GODINO GOMEZ RAMON			5	1:01.566	12:07:28.487
1		12:03:16.469	6	1:01.984	12:08:30.471
2	55.610	12:04:12.079	7	1:01.228	12:09:31.699
3	55.737	12:05:07.816	8	1:02.487	12:10:34.186
4	55.795	12:06:03.611	9	1:02.640	12:11:36.826
5	55.988	12:06:59.599	10	1:02.717	12:12:39.543
6	55.779	12:07:55.378	11	1:02.492	12:13:42.035
7	56.310	12:08:51.688	12	1:02.571	12:14:44.606
8	56.612	12:09:48.300	13	1:02.825	12:15:47.431
9	56.332	12:10:44.632			
10	56.716	12:11:41.348			
11	56.542	12:12:37.890			
12	56.138	12:13:34.028			
13	56.867	12:14:30.895			
14	57.439	12:15:28.334			
Nº12 GORDITO MAESTRO ANTONIO					
1		12:03:19.698			
2	1:03.487	12:04:23.185			
3	58.347	12:05:21.532			
4	57.738	12:06:19.270			
5	57.693	12:07:16.963			
6	57.860	12:08:14.823			
Nº13 GAYA HERNANDEZ JORDI					
1		12:03:15.511			
2	54.758	12:04:10.269			
3	54.617	12:05:04.886			
4	53.246	12:05:58.132			
5	53.737	12:06:51.869			
6	54.107	12:07:45.976			
7	54.342	12:08:40.318			
8	55.159	12:09:35.477			
9	55.663	12:10:31.140			
10	55.855	12:11:26.995			
11	55.730	12:12:22.725			
12	55.455	12:13:18.180			
13	55.197	12:14:13.377			
14	56.027	12:15:09.404			
Nº15 AVILA CORTES JULEN					
1		12:03:15.619			
2	54.828	12:04:10.447			
3	54.135	12:05:04.582			
4	52.634	12:05:57.216			
5	52.689	12:06:49.905			
6	53.008	12:07:42.913			
7	53.684	12:08:36.597			
8	53.741	12:09:30.338			
9	54.009	12:10:24.347			
10	54.458	12:11:18.805			
11	54.462	12:12:13.267			
12	54.544	12:13:07.811			
13	54.492	12:14:02.303			
14	55.890	12:14:58.193			
Nº35 GINES CORPA ALEIX					
1		12:03:20.709			
2	1:00.304	12:04:21.013			
3	1:00.055	12:05:21.068			
4	1:05.853	12:06:26.921			

SM-ROAD 85-65

CARRERA 1 (R1) Parrilla de Salida

2	12 GORDITO MAESTRO ANTONIO 57.793	35 GINES CORPA ALEIX 59.186	
1	15 AVILA CORTES JULEN 53.025	13 GAYA HERNANDEZ JORDI 54.399	10 GODINO GOMEZ RAMON 55.493

POLE POSITION



SM-ROAD 85-65

CARRERA 2 (R2)

Resultados

Pos.	Nº	Piloto	Total	Dif.	Interv.	M. Vuelta	Kph	Tiempo	Clase
1	15	AVILA CORTES JULEN	13			52.716	69,45	11:43.566	SM Road 65
2	13	GAYA HERNANDEZ JORDI	13	10.119	10.119	53.816	68,03	11:53.685	SM Road 65
3	10	GODINO GOMEZ RAMON	13	27.297	17.178	55.538	65,92	12:10.863	SM Road 65
4	12	GORDITO MAESTRO ANTONIO	13	58.770	31.473	58.118	62,99	12:42.336	SM Road 65
5	35	GINES CORPA ALEIX	12	1 Vuelta	1 Vuelta	1:00.754	60,26	12:23.569	SM Road 65

Tiempo Inicio : 01/07 - 13:16:58

Lider : Nº13 GAYA HERNANDEZ JORDI (1-5) / Nº15 AVILA CORTES JULEN (6-13)

M. Vuelta : Nº15 AVILA CORTES JULEN 52.716 69,45 Km/h

Evento Grabado : Nº15 AVILA CORTES JULEN 52.634 69,55 Km/h

SM-ROAD 85-65

CARRERA 2 (R2)

Vuelta a vuelta

	1	2	3	4	5
Vuelta 1	13	15	10	12	35
Vuelta 2	13	15	10	12	35
Vuelta 3	13	15	10	12	35
Vuelta 4	13	15	10	12	35
Vuelta 5	13	15	10	12	35
Vuelta 6	15	13	10	12	35
Vuelta 7	15	13	10	12	35
Vuelta 8	15	13	10	12	35
Vuelta 9	15	13	10	12	35
Vuelta 10	15	13	10	12	35
Vuelta 11	15	13	10	12	35
Vuelta 12	15	13	10	12	35
Vuelta 13	15	13	10	12	

SM-ROAD 85-65

CARRERA 2 (R2)

Análisis

Vueltas	Tiempo por vuelta	Formato Día	Vueltas	Tiempo por vuelta	Formato Día
Nº10 GODINO GOMEZ RAMON			Nº35 GINES CORPA ALEIX		
1		13:17:54.771	1		13:17:58.898
2	55.779	13:18:50.550	2	1:01.917	13:19:00.815
3	55.773	13:19:46.323	3	1:00.754	13:20:01.569
4	55.957	13:20:42.280	4	1:01.278	13:21:02.847
5	55.828	13:21:38.108	5	1:01.739	13:22:04.586
6	55.538	13:22:33.646	6	1:01.122	13:23:05.708
7	56.353	13:23:29.999	7	1:02.820	13:24:08.528
8	55.840	13:24:25.839	8	1:01.510	13:25:10.038
9	56.287	13:25:22.126	9	1:02.812	13:26:12.850
10	56.582	13:26:18.708	10	1:03.034	13:27:15.884
11	57.175	13:27:15.883	11	1:02.659	13:28:18.543
12	55.899	13:28:11.782	12	1:03.168	13:29:21.711
13	57.223	13:29:09.005			
Nº12 GORDITO MAESTRO ANTONIO					
1		13:17:57.023			
2	58.367	13:18:55.390			
3	58.302	13:19:53.692			
4	58.189	13:20:51.881			
5	58.696	13:21:50.577			
6	58.948	13:22:49.525			
7	58.421	13:23:47.946			
8	58.118	13:24:46.064			
9	58.649	13:25:44.713			
10	58.497	13:26:43.210			
11	59.089	13:27:42.299			
12	59.213	13:28:41.512			
13	58.966	13:29:40.478			
Nº13 GAYA HERNANDEZ JORDI					
1		13:17:53.454			
2	55.169	13:18:48.623			
3	54.519	13:19:43.142			
4	54.688	13:20:37.830			
5	54.303	13:21:32.133			
6	54.759	13:22:26.892			
7	53.816	13:23:20.708			
8	54.651	13:24:15.359			
9	55.080	13:25:10.439			
10	55.869	13:26:06.308			
11	55.120	13:27:01.428			
12	55.700	13:27:57.128			
13	54.699	13:28:51.827			
Nº15 AVILA CORTES JULEN					
1		13:17:53.653			
2	55.378	13:18:49.031			
3	54.270	13:19:43.301			
4	54.830	13:20:38.131			
5	54.229	13:21:32.360			
6	54.100	13:22:26.460			
7	52.716	13:23:19.176			
8	53.351	13:24:12.527			
9	53.670	13:25:06.197			
10	53.859	13:26:00.056			
11	53.599	13:26:53.655			
12	54.092	13:27:47.747			
13	53.961	13:28:41.708			


SM-ROAD 85-65

CARRERA 2 (R2) Parrilla de Salida

Sujeto a escrutinio & investigaciones deportivas

2	12 GORDITO MAESTRO ANTONIO 57.793	35 GINES CORPA ALEIX 59.186	
1	15 AVILA CORTES JULEN 53.025	13 GAYA HERNANDEZ JORDI 54.399	10 GODINO GOMEZ RAMON 55.493

POLE POSITION



SM-ROAD 85-65

CONJUNTA CARRERAS (CR)

Resultados

Pos.	Nº	Piloto	R1	R2	Puntos
SM Road 65					
1	15	AVILA CORTES JULEN	25	25	50
2	13	GAYA HERNANDEZ JORDI	20	20	40
3	10	GODINO GOMEZ RAMON	16	16	32
4	35	GINES CORPA ALEIX	13	11	24
5	12	GORDITO MAESTRO ANTONIO	0	13	13

SM-ROAD SM-ROAD+35

ENTRENOS CRONO 1 (Q1)

Resultados

Pos.	Nº	Piloto	M. Vuelta	Dif.	Interv.	Kph	Total	Tiempo	Clase
1	92	PAREJA COMA FERRAN	49.754			73,58	9	10:23.738	Trofeu SM Road
2	20	MONLLAU BEDOS PAU	50.042	0.288	0.288	73,16	10	10:43.257	Trofeu SM Road
3	121	PONS PUY VICENT	50.200	0.446	0.158	72,93	8	9:36.150	Trofeu SM Road
4	155	NOBLE JACK	50.555	0.801	0.355	72,42	7	7:09.936	Trofeu SM Road
5	297	BETRIAN NAVARRO EDUARD	50.943	1.189	0.388	71,86	9	9:48.616	Trofeu SM Road +35
6	97	CUBELLS ROIGE ALBERT	51.944	2.190	1.001	70,48	8	10:58.655	Trofeu SM Road
7	53	ALBA MORERA XAVIER	52.091	2.337	0.147	70,28	9	11:02.372	Trofeu SM Road +35
8	15	LOPEZ MORAGAS JOSE	52.592	2.838	0.501	69,61	8	9:44.167	Trofeu SM Road +35
9	51	GARCIA CARRILLO JAVIER	54.734	4.980	2.142	66,89	8	9:58.703	Trofeu SM Road +35

SM-ROAD SM-ROAD+35

ENTRENOS CRONO 1 (Q1)

Análisis

Vueltas	Tiempo por vuelta	Formato Día
Nº15 LOPEZ MORAGAS JOSE		
1	53.647	10:32:35.589
2	53.110	10:33:28.699
3	53.178	10:34:21.877
4	IN	1:00.876
5	1:42.340	10:37:05.093
6	54.025	10:37:59.118
7	52.592	10:38:51.710
8	IN	52.457

Nº20 MONLLAU BEDOS PAU		
1	50.468	10:32:56.853
2	50.916	10:33:47.769
3	50.375	10:34:38.144
4	50.172	10:35:28.316
5	50.278	10:36:18.594
6	50.381	10:37:08.975
7	50.427	10:37:59.402
8	IN	54.030
9	59.783	10:39:53.215
10	50.042	10:40:43.257

Nº51 GARCIA CARRILLO JAVIER		
1	1:01.696	10:33:17.705
2	1:00.027	10:34:17.732
3	54.734	10:35:12.466
4	55.784	10:36:08.250
5	55.599	10:37:03.849
6	56.188	10:38:00.037
7	55.595	10:38:55.632
8	IN	1:03.071

Nº53 ALBA MORERA XAVIER		
1	1:01.845	10:32:54.528
2	53.030	10:33:47.558
3	52.975	10:34:40.533
4	IN	53.445
5	1:45.740	10:37:19.718
6	52.091	10:38:11.809
7	57.379	10:39:09.188
8	52.127	10:40:01.315
9	1:01.057	10:41:02.372

Nº92 PAREJA COMA FERRAN		
1	53.238	10:33:14.105
2	51.612	10:34:05.717
3	50.757	10:34:56.474
4	50.378	10:35:46.852
5	57.639	10:36:44.491
6	53.241	10:37:37.732
7	49.754	10:38:27.486
8	50.291	10:39:17.777
9	1:05.961	10:40:23.738

Nº97 CUBELLS ROIGE ALBERT		
1	1:04.915	10:32:23.619
2	55.208	10:33:18.827
3	53.067	10:34:11.894
4	51.944	10:35:03.838
5	51.948	10:35:55.786
6	IN	59.129
7	3:10.151	10:40:05.066

Vueltas	Tiempo por vuelta	Formato Día
8	53.589	10:40:58.655
Nº121 PONS PUY VICENT		
1	56.773	10:32:07.791
2	51.623	10:32:59.414
3	50.719	10:33:50.133
4	51.038	10:34:41.171
5	IN	53.532
6	2:12.678	10:37:47.381
7	50.200	10:38:37.581
8	IN	58.569

Nº155 NOBLE JACK		
1	51.693	10:31:54.027
2	50.684	10:32:44.711
3	50.555	10:33:35.266
4	50.555	10:34:25.821
5	51.266	10:35:17.087
6	52.604	10:36:09.691
7	IN	1:00.245

Nº297 BETRIAN NAVARRO EDUARD		
1	1:00.527	10:32:10.900
2	55.393	10:33:06.293
3	52.078	10:33:58.371
4	51.788	10:34:50.159
5	51.476	10:35:41.635
6	51.294	10:36:32.929
7	1:15.074	10:37:48.003
8	50.943	10:38:38.946
9	IN	1:09.670

SM-ROAD SM-ROAD+35

ENTRENOS CRONO 2 (Q2)

Resultados

Pos.	Nº	Piloto	M. Vuelta	Dif.	Interv.	Kph	Total	Tiempo	Clase
1	20	MONLLAU BEDOS PAU	49.571			73,85	9	10:43.990	Trofeu SM Road
2	121	PONS PUY VICENT	49.845	0.274	0.274	73,45	9	10:39.439	Trofeu SM Road
3	92	PAREJA COMA FERRAN	49.939	0.368	0.094	73,31	8	9:09.303	Trofeu SM Road
4	53	ALBA MORERA XAVIER	50.352	0.781	0.413	72,71	9	10:49.646	Trofeu SM Road +35
5	297	BETRIAN NAVARRO EDUARD	50.485	0.914	0.133	72,52	10	10:19.487	Trofeu SM Road +35
6	155	NOBLE JACK	50.625	1.054	0.140	72,31	10	9:41.970	Trofeu SM Road
7	97	CUBELLS ROIGE ALBERT	51.049	1.478	0.424	71,71	9	10:42.836	Trofeu SM Road
8	15	LOPEZ MORAGAS JOSE	52.396	2.825	1.347	69,87	9	10:24.500	Trofeu SM Road +35
9	51	GARCIA CARRILLO JAVIER	54.490	4.919	2.094	67,19	7	9:51.764	Trofeu SM Road +35

Tiempo Inicio : 01/07 - 11:15:00

M. Vuelta : Nº20 MONLLAU BEDOS PAU 49.571 73,85 Km/h

Registro Evento Anterior : Nº92 PAREJA COMA FERRAN 49.754 73,58 Km/h

SM-ROAD SM-ROAD+35

ENTRENOS CRONO 2 (Q2) Análisis

Valor informativo. No Oficial

Vueltas	Tiempo por vuelta	Formato Día
Nº15 LOPEZ MORAGAS JOSE		
1	52.759	11:17:36.392
2	52.924	11:18:29.316
3	52.396	11:19:21.712
4	IN 51.273	11:20:12.985
5	1:40.876	11:21:53.861
6	53.211	11:22:47.072
7	52.630	11:23:39.702
8	52.806	11:24:32.508
9	IN 51.992	11:25:24.500

Vueltas	Tiempo por vuelta	Formato Día
Nº20 MONLLAU BEDOS PAU		
1	50.271	11:17:55.233
2	50.632	11:18:45.865
3	IN 55.504	11:19:41.369
4	1:51.114	11:21:32.483
5	50.101	11:22:22.584
6	49.807	11:23:12.391
7	49.692	11:24:02.083
8	49.571	11:24:51.654
9	IN 52.336	11:25:43.990

Vueltas	Tiempo por vuelta	Formato Día
Nº51 GARCIA CARRILLO JAVIER		
1	55.665	11:19:08.163
2	54.944	11:20:03.107
3	55.463	11:20:58.570
4	54.490	11:21:53.060
5	55.580	11:22:48.640
6	55.528	11:23:44.168
7	IN 1:07.596	11:24:51.764

Vueltas	Tiempo por vuelta	Formato Día
Nº53 ALBA MORERA XAVIER		
1	51.706	11:17:10.333
2	IN 51.406	11:18:01.739
3	2:06.756	11:20:08.495
4	50.463	11:20:58.958
5	1:07.436	11:22:06.394
6	50.352	11:22:56.746
7	56.380	11:23:53.126
8	50.542	11:24:43.668
9	1:05.978	11:25:49.646

Vueltas	Tiempo por vuelta	Formato Día
Nº92 PAREJA COMA FERRAN		
1	51.320	11:16:55.465
2	50.682	11:17:46.147
3	50.138	11:18:36.285
4	49.939	11:19:26.224
5	1:08.000	11:20:34.224
6	IN 1:02.471	11:21:36.695
7	1:40.560	11:23:17.255
8	IN 52.048	11:24:09.303

Vueltas	Tiempo por vuelta	Formato Día
Nº97 CUBELLS ROIGE ALBERT		
1	52.043	11:18:04.733
2	51.049	11:18:55.782
3	51.050	11:19:46.832
4	59.836	11:20:46.668
5	IN 51.741	11:21:38.409
6	1:28.911	11:23:07.320
7	51.943	11:23:59.263
8	51.732	11:24:50.995
9	51.841	11:25:42.836

Vueltas	Tiempo por vuelta	Formato Día
Nº121 PONS PUY VICENT		
1	50.964	11:17:49.968
2	51.266	11:18:41.234
3	50.518	11:19:31.752
4	49.845	11:20:21.597
5	IN 59.839	11:21:21.436
6	1:45.315	11:23:06.751
7	50.545	11:23:57.296
8	50.911	11:24:48.207
9	51.232	11:25:39.439

Vueltas	Tiempo por vuelta	Formato Día
Nº155 NOBLE JACK		
1	50.870	11:16:51.193
2	50.625	11:17:41.818
3	51.725	11:18:33.543
4	50.952	11:19:24.495
5	52.019	11:20:16.514
6	51.891	11:21:08.405
7	50.759	11:21:59.164
8	52.286	11:22:51.450
9	51.806	11:23:43.256
10	IN 58.714	11:24:41.970

Vueltas	Tiempo por vuelta	Formato Día
Nº297 BETRIAN NAVARRO EDUARD		
1	51.471	11:16:55.970
2	51.187	11:17:47.157
3	50.842	11:18:37.999
4	50.708	11:19:28.707
5	51.404	11:20:20.111
6	1:21.035	11:21:41.146
7	50.823	11:22:31.969
8	50.485	11:23:22.454
9	1:06.412	11:24:28.866
10	50.621	11:25:19.487

SM-ROAD SM-ROAD+35

CONJUNTA CRONO (CQ)

Resultados

Pos.	Nº	Piloto	Q1	Q2	Tiempo	Dif.	Total
1	20	MONLLAU BEDOS PAU	50.042	49.571	49.571		19
2	92	PAREJA COMA FERRAN	49.754	49.939	49.754	0.183	17
3	121	PONS PUY VICENT	50.200	49.845	49.845	0.274	17
4	53	ALBA MORERA XAVIER	52.091	50.352	50.352	0.781	18
5	297	BETRIAN NAVARRO EDUARD	50.943	50.485	50.485	0.914	19
6	155	NOBLE JACK	50.555	50.625	50.555	0.984	17
7	97	CUBELLS ROIGE ALBERT	51.944	51.049	51.049	1.478	17
8	15	LOPEZ MORAGAS JOSE	52.592	52.396	52.396	2.825	17
9	51	GARCIA CARRILLO JAVIER	54.734	54.490	54.490	4.919	15

SM-ROAD SM-ROAD+35

CARRERA 1 (R1) Resultados

Pos.	Nº	Piloto	Total	Dif.	Interv.	M. Vuelta	Kph	Clase	Tiempo
1	20	MONLLAU BEDOS PAU	7			49.157	74,47	Trofeu SM Road	5:46.898
2	92	PAREJA COMA FERRAN	7	7.624	7.624	50.013	73,20	Trofeu SM Road	5:54.522
3	121	PONS PUY VICENT	7	9.263	1.639	50.194	72,94	Trofeu SM Road	5:56.161
4	15	LOPEZ MORAGAS JOSE	7	26.234	16.971	52.543	69,68	Trofeu SM Road +35	6:13.132
5	297	BETRIAN NAVARRO EDUARD	7	29.396	3.162	51.109	71,63	Trofeu SM Road +35	6:16.294
6	155	NOBLE JACK	7	36.388	6.992	51.099	71,64	Trofeu SM Road	6:23.286
7	51	GARCIA CARRILLO JAVIER	7	41.000	4.612	54.316	67,40	Trofeu SM Road +35	6:27.898
8	53	ALBA MORERA XAVIER	6	1 Vuelta	1 Vuelta	50.462	72,55	Trofeu SM Road +35	5:55.059
No Clasificados									
	97	CUBELLS ROIGE ALBERT	6	Retirado		51.076	71,68	Trofeu SM Road	5:11.848

Lider : Nº20 MONLLAU BEDOS PAU (1-7)

Tiempo Inicio : 01/07 - 12:28:42

M. Vuelta : Nº20 MONLLAU BEDOS PAU 49.157 74,47 Km/h

Registro Evento Anterior : Nº20 MONLLAU BEDOS PAU 49.571 73,85 Km/h

SM-ROAD SM-ROAD+35

CARRERA 1 (R1) Vuelta a vuelta

	1	2	3	4	5	6	7	8	9
Vuelta 1	20	92	121	15	97	297	155	51	53
Vuelta 2	20	92	121	97	15	297	155	51	53
Vuelta 3	20	92	121	97	297	15	155	51	53
Vuelta 4	20	92	121	97	297	155	15	51	53
Vuelta 5	20	92	121	97	15	297	51	155	53
Vuelta 6	20	92	121	97	15	297	155	51	53
Vuelta 7	20	92	121	15	297	155	51		

SM-ROAD SM-ROAD+35

CARRERA 1 (R1)

Análisis

Vueltas	Tiempo por vuelta	Formato Día
Nº15 LOPEZ MORAGAS JOSE		
1		12:29:36.525
2	52.651	12:30:29.176
3	52.543	12:31:21.719
4	52.559	12:32:14.278
5	54.985	12:33:09.263
6	53.012	12:34:02.275
7	53.685	12:34:55.960

Nº20 MONLLAU BEDOS PAU		
1		12:29:32.728
2	49.157	12:30:21.885
3	49.315	12:31:11.200
4	49.683	12:32:00.883
5	49.575	12:32:50.458
6	49.541	12:33:39.999
7	49.727	12:34:29.726

Nº51 GARCIA CARRILLO JAVIER		
1		12:29:40.016
2	54.316	12:30:34.332
3	54.544	12:31:28.876
4	54.868	12:32:23.744
5	55.987	12:33:19.731
6	54.985	12:34:14.716
7	56.010	12:35:10.726

Nº53 ALBA MORERA XAVIER		
1		12:30:06.620
2	50.462	12:30:57.082
3	1:04.919	12:32:02.001
4	52.054	12:32:54.055
5	51.238	12:33:45.293
6	52.594	12:34:37.887

Nº92 PAREJA COMA FERRAN		
1		12:29:34.335
2	50.880	12:30:25.215
3	50.013	12:31:15.228
4	50.463	12:32:05.691
5	50.117	12:32:55.808
6	50.396	12:33:46.204
7	51.146	12:34:37.350

Nº97 CUBELLS ROIGE ALBERT		
1		12:29:36.943
2	51.876	12:30:28.819
3	51.076	12:31:19.895
4	51.487	12:32:11.382
5	51.275	12:33:02.657
6	52.019	12:33:54.676

Nº121 PONS PUY VICENT		
1		12:29:35.503
2	50.894	12:30:26.397
3	50.524	12:31:16.921
4	50.573	12:32:07.494
5	50.194	12:32:57.688
6	50.677	12:33:48.365
7	50.624	12:34:38.989

Nº155 NOBLE JACK		
1		12:29:38.218
2	51.592	12:30:29.810

Vueltas	Tiempo por vuelta	Formato Día
3	52.161	12:31:21.971
4	51.099	12:32:13.070
5	1:07.902	12:33:20.972
6	51.550	12:34:12.522
7	53.592	12:35:06.114

Nº297 BETRIAN NAVARRO EDUARD		
1		12:29:37.803
2	51.819	12:30:29.622
3	51.816	12:31:21.438
4	51.500	12:32:12.938
5	1:03.914	12:33:16.852
6	51.161	12:34:08.013
7	51.109	12:34:59.122

SM-ROAD SM-ROAD+35

CARRERA 1 (R1) Parrilla de Salida

3	97 CUBELLS ROIGE ALBERT 51.049	15 LOPEZ MORAGAS JOSE 52.396	51 GARCIA CARRILLO JAVIER 54.490
2	53 ALBA MORERA XAVIER 50.352	297 BETRIAN NAVARRO EDUARD 50.485	155 NOBLE JACK 50.555
1	20 MONLLAU BEDOS PAU 49.571	92 PAREJA COMA FERRAN 49.754	121 PONS PUY VICENT 49.845

POLE POSITION



SM-ROAD SM-ROAD+35

CARRERA 2 (R2) Resultados

Pos.	Nº	Piloto	Total	Dif.	Interv.	M. Vuelta	Kph	Clase	Tiempo
1	20	MONLLAU BEDOS PAU	17			49.519	73,93	Trofeu SM Road	14:15.652
2	121	PONS PUY VICENT	17	10.247	10.247	50.351	72,71	Trofeu SM Road	14:25.899
3	155	NOBLE JACK	17	12.694	2.447	50.498	72,50	Trofeu SM Road	14:28.346
4	92	PAREJA COMA FERRAN	17	12.934	0.240	50.159	72,99	Trofeu SM Road	14:28.586
5	53	ALBA MORERA XAVIER	17	15.026	2.092	50.698	72,21	Trofeu SM Road +35	14:30.678
6	297	BETRIAN NAVARRO EDUARD	17	34.294	19.268	51.503	71,08	Trofeu SM Road +35	14:49.946
7	15	LOPEZ MORAGAS JOSE	17	40.450	6.156	51.966	70,45	Trofeu SM Road +35	14:56.102
8	51	GARCIA CARRILLO JAVIER	15	2 Total	2 Total	54.326	67,39	Trofeu SM Road +35	14:18.401

Tiempo Inicio : 01/07 - 13:41:11

Lider : Nº20 MONLLAU BEDOS PAU (1-17)
 M. Vuelta : Nº20 MONLLAU BEDOS PAU 49.519 73,93 Km/h
 Evento Grabado : Nº20 MONLLAU BEDOS PAU 49.157 74,47 Km/h

SM-ROAD SM-ROAD+35

CARRERA 2 (R2) Vuelta a vuelta

	1	2	3	4	5	6	7	8
Vuelta 1	20	121	92	155	53	15	297	51
Vuelta 2	20	121	92	155	53	15	297	51
Vuelta 3	20	121	92	155	53	15	297	51
Vuelta 4	20	121	92	155	53	297	15	51
Vuelta 5	20	121	92	155	53	297	15	51
Vuelta 6	20	121	92	155	53	297	15	51
Vuelta 7	20	121	92	155	53	297	15	51
Vuelta 8	20	121	92	155	53	297	15	51
Vuelta 9	20	121	92	155	53	297	15	51
Vuelta 10	20	121	92	155	53	297	15	51
Vuelta 11	20	121	92	155	53	297	15	51
Vuelta 12	20	121	155	92	53	297	15	51
Vuelta 13	20	121	155	92	53	297	15	51
Vuelta 14	20	121	155	92	53	297	15	51
Vuelta 15	20	121	155	92	53	297	15	51
Vuelta 16	20	121	155	92	53	297	15	51
Vuelta 17	20	121	155	92	53	297	15	51

SM-ROAD SM-ROAD+35

CARRERA 2 (R2)

Análisis

Vueltas	Tiempo por vuelta	Formato Día	Vueltas	Tiempo por vuelta	Formato Día	Vueltas	Tiempo por vuelta	Formato Día
Nº15 LOPEZ MORAGAS JOSE			5	50.906	13:45:27.746	8	50.629	13:47:59.004
1		13:42:05.555	6	50.887	13:46:18.633	9	51.163	13:48:50.167
2	52.265	13:42:57.820	7	50.758	13:47:09.391	10	50.772	13:49:40.939
3	52.224	13:43:50.044	8	50.729	13:48:00.120	11	50.615	13:50:31.554
4	53.442	13:44:43.486	9	51.023	13:48:51.143	12	51.458	13:51:23.012
5	52.329	13:45:35.815	10	51.050	13:49:42.193	13	51.488	13:52:14.500
6	52.285	13:46:28.100	11	51.275	13:50:33.468	14	51.874	13:53:06.374
7	52.146	13:47:20.246	12	51.231	13:51:24.699	15	50.969	13:53:57.343
8	52.466	13:48:12.712	13	51.301	13:52:16.000	16	51.280	13:54:48.623
9	51.966	13:49:04.678	14	51.582	13:53:07.582	17	51.045	13:55:39.668
10	52.167	13:49:56.845	15	51.623	13:53:59.205	Nº297 BETRIAN NAVARRO EDUARD		
11	52.862	13:50:49.707	16	51.164	13:54:50.369	1		13:42:06.629
12	52.617	13:51:42.324	17	51.631	13:55:42.000	2	51.908	13:42:58.537
13	52.739	13:52:35.063	Nº92 PAREJA COMA FERRAN			3	51.730	13:43:50.267
14	53.127	13:53:28.190	1		13:42:03.254	4	52.155	13:44:42.422
15	52.973	13:54:21.163	2	50.362	13:42:53.616	5	51.566	13:45:33.988
16	52.920	13:55:14.083	3	50.725	13:43:44.341	6	51.693	13:46:25.681
17	53.341	13:56:07.424	4	50.715	13:44:35.056	7	51.763	13:47:17.444
Nº20 MONLLAU BEDOS PAU			5	50.159	13:45:25.215	8	51.938	13:48:09.382
1		13:42:00.760	6	50.725	13:46:15.940	9	51.939	13:49:01.321
2	49.781	13:42:50.541	7	51.497	13:47:07.437	10	51.839	13:49:53.160
3	49.720	13:43:40.261	8	51.313	13:47:58.750	11	51.503	13:50:44.663
4	49.519	13:44:29.780	9	51.046	13:48:49.796	12	52.298	13:51:36.961
5	49.949	13:45:19.729	10	50.727	13:49:40.523	13	52.355	13:52:29.316
6	49.895	13:46:09.624	11	50.797	13:50:31.320	14	53.485	13:53:22.801
7	50.486	13:47:00.110	12	52.115	13:51:23.435	15	52.202	13:54:15.003
8	50.671	13:47:50.781	13	51.442	13:52:14.877	16	52.197	13:55:07.200
9	50.533	13:48:41.314	14	52.478	13:53:07.355	17	54.068	13:56:01.268
10	50.452	13:49:31.766	15	51.110	13:53:58.465			
11	50.550	13:50:22.316	16	50.607	13:54:49.072			
12	50.721	13:51:13.037	17	50.836	13:55:39.908			
13	50.423	13:52:03.460	Nº121 PONS PUY VICENT					
14	50.305	13:52:53.765	1		13:42:02.943			
15	50.770	13:53:44.535	2	50.351	13:42:53.294			
16	51.495	13:54:36.030	3	50.709	13:43:44.003			
17	50.944	13:55:26.974	4	50.372	13:44:34.375			
Nº51 GARCIA CARRILLO JAVIER			5	50.542	13:45:24.917	8	51.171	13:47:58.347
1		13:42:08.079	6	50.862	13:46:15.779	9	51.101	13:48:49.448
2	54.571	13:43:02.650	7	51.397	13:47:07.176	10	50.721	13:49:40.169
3	54.488	13:43:57.138	8	51.171	13:47:58.347	11	50.894	13:50:31.063
4	54.720	13:44:51.858	9	51.101	13:48:49.448	12	51.598	13:51:22.661
5	54.441	13:45:46.299	10	50.721	13:49:40.169	13	50.918	13:52:13.579
6	54.956	13:46:41.255	11	50.894	13:50:31.063	14	50.991	13:53:04.570
7	54.676	13:47:35.931	12	51.598	13:51:22.661	15	51.121	13:53:55.691
8	54.626	13:48:30.557	13	50.918	13:52:13.579	16	50.798	13:54:46.489
9	54.693	13:49:25.250	14	50.991	13:53:04.570	17	50.732	13:55:37.221
10	54.326	13:50:19.576	Nº155 NOBLE JACK					
11	55.633	13:51:15.209	1		13:42:03.977			
12	54.696	13:52:09.905	2	50.747	13:42:54.724			
13	1:26.956	13:53:36.861	3	50.742	13:43:45.466			
14	56.322	13:54:33.183	4	50.749	13:44:36.215			
15	56.540	13:55:29.723	5	50.684	13:45:26.899			
Nº53 ALBA MORERA XAVIER			6	50.498	13:46:17.397	6	50.498	13:46:17.397
1		13:42:04.409	7	50.978	13:47:08.375			
2	51.023	13:42:55.432						
3	50.710	13:43:46.142						
4	50.698	13:44:36.840						


SM-ROAD SM-ROAD+35

CARRERA 2 (R2) Parrilla de Salida

Sujeto a escrutinio & investigaciones deportivas

3	15 LOPEZ MORAGAS JOSE 52.396	51 GARCIA CARRILLO JAVIER 54.490	
2	53 ALBA MORERA XAVIER 50.352	297 BETRIAN NAVARRO EDUARD 50.485	155 NOBLE JACK 50.555
1	20 MONLLAU BEDOS PAU 49.571	92 PAREJA COMA FERRAN 49.754	121 PONS PUY VICENT 49.845

POLE POSITION



SM-ROAD SM-ROAD+35

CONJUNTA CARRERAS (CR) Resultados

Sujeto a escrutinio & investigaciones deportivas

Pos.	Nº	Piloto	R1	R2	Puntos
Trofeu SM Road					
1	20	MONLLAU BEDOS PAU	25	25	50
2	121	PONS PUY VICENT	16	20	36
3	92	PAREJA COMA FERRAN	20	13	33
4	155	NOBLE JACK	13	16	29
5	97	CUBELLS ROIGE ALBERT	0	-	0
Trofeu SM Road +35					
1	15	LOPEZ MORAGAS JOSE	25	16	41
2	297	BETRIAN NAVARRO EDUARD	20	20	40
3	53	ALBA MORERA XAVIER	13	25	38
4	51	GARCIA CARRILLO JAVIER	16	13	29