

**Trofeu Català de Quads - Masllorenç**
**classificat per voltes**
**QUADS** **Circuit de Masllorenç 2,000 km**
**Carrera** **04/03/2018 11:54**
**Cursa (2:00:00 Temps) started at 11:53:40**

Pos.	Núm.	Pilot	Voltes	Total Ts	Dif	Millor Tm /olta	Cate	unts
1	94	OBRADO MITJANS, FRANCESC XAVIER / VILA VAQI	63	2:00:23.267		1:47.140	4	Q1 25
2	13	DIAZ GOMEZ, KILLIAN / TORRES SOLER, ANTHON'	62	2:00:40.691	1 Volta	1:51.287	3	Q1 20
3	98	GAJON GARCIA, MARIO / ESPEJO REVES, ALEX	61	2:02:29.441	2 Voltes	1:53.397	3	Q1 16
4	51	CASANOVA TALLADA, GERARD / CANUDAS SANTEL	60	2:01:49.430	3 Voltes	1:54.764	3	Q1 13
5	35	VERA RICO, TONI / PINTILIE , ION	60	2:02:01.369	3 Voltes	1:55.630	49	Q1 11
6	109	RODRIGUEZ OLIVARES, XAVIER / BOVE PERUCHO,	59	2:00:35.697	4 Voltes	1:55.593	2	Q1 10
7	18	MARIN LOPEZ, PEDRO ANTONIO / MORENO MASTI	59	2:01:23.956	4 Voltes	1:53.676	1	Q2 25
8	25	FRANCISCO PEREA, DANIEL / CIURANA GAROLERA	59	2:02:02.360	4 Voltes	1:55.735	1	Q2 20
9	41	POYATOS POZO, EDGAR	57	2:02:32.045	6 Voltes	1:58.081	9	Q2 16
10	44	BUJARALAZ PORTOLES, RUBEN	56	2:00:29.632	7 Voltes	2:00.214	40	Q1 9
11	4	PUIGDEVALL MAJO, EDUARD	56	2:01:42.219	7 Voltes	1:57.096	1	Q1 8
12	12	SERRANO MARTI, JOEL / VILASECA RODRIGUEZ, E	55	2:01:22.472	8 Voltes	2:04.066	3	Q2 13
13	111	VIDAL TRIAS, ROGER / FONTBERNAT MARTIN, JOA	55	2:01:42.513	8 Voltes	2:01.023	10	Q2 11
14	10	TREMPES CEBRIAN, RAFAEL / GOMEZ MESONES, DA	54	2:00:52.062	9 Voltes	2:00.995	2	Q2 10
15	304	SALVADOR SANZ, FCO. JAVIER / SALVADOR BERNA	53	2:01:12.645	10 Voltes	2:01.734	2	Q2 9
16	49	VIVO VALLS, ALBERT / PEDERNERA , JULIAN	53	2:01:14.903	10 Voltes	1:55.948	1	Q1 7
17	22	LARA YAÑEZ, RICARDO / TORRES MAS, CARLOS	53	2:02:23.538	10 Voltes	2:06.148	3	Q2 8
18	78	CRUZ ZAMORA, EDUARD / LOPEZ ZAFRA, MANUEL	53	2:02:59.443	10 Voltes	2:02.840	1	Q2 7
19	64	BOSCH MITJAVILA, DAVID / GISPERT PERICAS, JO	50	2:02:09.838	13 Voltes	2:13.701	17	Q2 6
20	87	SAURA RUIZ, CARLES ORIOL	32	2:01:21.393	31 Voltes	2:04.673	1	Q2 5

**No classificat (33% = 21 Voltes)**

NT	37	POYATOS MOLINA, ISAAC	54	1:54:00.367	NT	1:57.456	2	Q1 0
NT	27	REAL VICENTE, MANUEL	45	1:43:35.084	NT	2:04.538	3	Q2 0
NT	19	ANTON APARICIO, ROBERTO	30	1:06:26.254	NT	1:55.361	16	Q1 0
NT	69	SOLVAS CECILIA, IVAN / THOMPSON FARLEY, ALEX	18	54:40.247	NT	2:00.396	1	Q1 0
NT	15	BARJOLA MARTINEZ, PABLO / MARTINEZ GARCIA,	18	1:08:53.057	NT	1:58.539	1	Q2 0

Cap de cronometratge / Director de Cursa / President del Jurat

Orbits

**Trofeu Català de Quads - Masllorenç**
**classificat per voltes**

<b>QUADS</b>	<b>Circuit de Masllorenç 2,000 km</b>							
<b>Carrera</b>			<b>04/03/2018 11:54</b>					
<b>Cursa (2:00:00 Temps) started at 11:53:40</b>								

Pos.	Núm.	Pilot	Voltes	Total Ts	Dif	Millor Tm /olta	Catejunts	
<b>Q1</b>								
1	94	OBRADO MITJANS, FRANCESC XAVIER / VILA VAQI	63	2:00:23.267		1:47.140	4	Q1 25
2	13	DIAZ GOMEZ, KILLIAN / TORRES SOLER, ANTHON'	62	2:00:40.691	1 Volta	1:51.287	3	Q1 20
3	98	GAJON GARCIA, MARIO / ESPEJO REVES, ALEX	61	2:02:29.441	2 Voltes	1:53.397	3	Q1 16
4	51	CASANOVA TALLADA, GERARD / CANUDAS SANTEL	60	2:01:49.430	3 Voltes	1:54.764	3	Q1 13
5	35	VERA RICO, TONI / PINTILIE , ION	60	2:02:01.369	3 Voltes	1:55.630	49	Q1 11
6	109	RODRIGUEZ OLIVARES, XAVIER / BOVE PERUCHO,	59	2:00:35.697	4 Voltes	1:55.593	2	Q1 10
7	44	BUJARALAZ PORTOLES, RUBEN	56	2:00:29.632	7 Voltes	2:00.214	40	Q1 9
8	4	PUIGDEVALL MAJO, EDUARD	56	2:01:42.219	7 Voltes	1:57.096	1	Q1 8
9	49	VIVO VALLS, ALBERT / PEDERNA , JULIAN	53	2:01:14.903	10 Voltes	1:55.948	1	Q1 7

**No classificat (33% = 21 Voltes)**

NT	37	POYATOS MOLINA, ISAAC	54	1:54:00.367	NT	1:57.456	2	Q1 0
NT	19	ANTON APARICIO, ROBERTO	30	1:06:26.254	NT	1:55.361	16	Q1 0
NT	69	SOLVAS CECILIA, IVAN / THOMPSON FARLEY, ALEX	18	54:40.247	NT	2:00.396	1	Q1 0

**Q2**

1	18	MARIN LOPEZ, PEDRO ANTONIO / MORENO MASTI	59	2:01:23.956		1:53.676	1	Q2 25
2	25	FRANCISCO PEREA, DANIEL / CIURANA GAROLERA	59	2:02:02.360	38.404	1:55.735	1	Q2 20
3	41	POYATOS POZO, EDGAR	57	2:02:32.045	2 Voltes	1:58.081	9	Q2 16
4	12	SERRANO MARTI, JOEL / VILASECA RODRIGUEZ, E	55	2:01:22.472	4 Voltes	2:04.066	3	Q2 13
5	111	VIDAL TRIAS, ROGER / FONTBERNAT MARTIN, JOA	55	2:01:42.513	4 Voltes	2:01.023	10	Q2 11
6	10	TREMPES CEBRIAN, RAFAEL / GOMEZ MESONES, DA	54	2:00:52.062	5 Voltes	2:00.995	2	Q2 10
7	304	SALVADOR SANZ, FCO. JAVIER / SALVADOR BERNA	53	2:01:12.645	6 Voltes	2:01.734	2	Q2 9
8	22	LARA YAÑEZ, RICARDO / TORRES MAS, CARLOS	53	2:02:23.538	6 Voltes	2:06.148	3	Q2 8
9	78	CRUZ ZAMORA, EDUARD / LOPEZ ZAFRA, MANUEL	53	2:02:59.443	6 Voltes	2:02.840	1	Q2 7
10	64	BOSCH MITJAVILA, DAVID / GISPERT PERICAS, JO	50	2:02:09.838	9 Voltes	2:13.701	17	Q2 6
11	87	SAURA RUIZ, CARLES ORIOL	32	2:01:21.393	27 Voltes	2:04.673	1	Q2 5

**No classificat (33% = 21 Voltes)**

NT	27	REAL VICENTE, MANUEL	45	1:43:35.084	NT	2:04.538	3	Q2 0
NT	15	BARJOLA MARTINEZ, PABLO / MARTINEZ GARCIA,	18	1:08:53.057	NT	1:58.539	1	Q2 0

# Trofeu Català de Quads - Masllorenc

QUADS

Circuit de Masllorenc 2,000 km

Carrera

04/03/2018 11:54

Cursa (2:00:00 Temps) started at 11:53:40

Lap	Lap Tm	Diff	Time of Day
<b>(94) OBRADO MITJANS, FRANCESC XAVIER / VILA VAQUES, I</b>			
1	1:50.279	+3.139	11:57:11.795
2	1:50.108	+2.968	11:59:01.903
3	1:47.325	+0.185	12:00:49.228
4	1:47.140		12:02:36.368
5	1:48.481	+1.341	12:04:24.849
6	1:49.329	+2.189	12:06:14.178
7	1:49.335	+2.195	12:08:03.513
8	1:49.413	+2.273	12:09:52.926
9	1:50.176	+3.036	12:11:43.102
10	1:49.877	+2.737	12:13:32.979
11	1:49.183	+2.043	12:15:22.162
12	1:49.537	+2.397	12:17:11.699
13	1:49.616	+2.476	12:19:01.315
14	1:48.811	+1.671	12:20:50.126
15	1:48.613	+1.473	12:22:38.739
16	1:49.177	+2.037	12:24:27.916
17	1:51.094	+3.954	12:26:19.010
18	1:49.743	+2.603	12:28:08.753
19	1:50.164	+3.024	12:29:58.917
20	1:50.927	+3.787	12:31:49.844
21	1:49.236	+2.096	12:33:39.080
22	1:49.514	+2.374	12:35:28.594
23	1:49.796	+2.656	12:37:18.390
24	1:50.035	+2.895	12:39:08.425
25	1:49.671	+2.531	12:40:58.096
26	1:49.345	+2.205	12:42:47.441
27	1:51.026	+3.886	12:44:38.467
28	1:50.695	+3.555	12:46:29.162
29	1:50.360	+3.220	12:48:19.522
30	1:50.314	+3.174	12:50:09.836
31	1:49.885	+2.745	12:51:59.721
32	1:49.714	+2.574	12:53:49.435
33	1:48.066	+0.926	12:55:37.501
34	1:49.380	+2.240	12:57:26.881
35	2:26.292	+39.152	12:59:53.173
36	1:52.780	+5.640	13:01:45.953
37	1:53.562	+6.422	13:03:39.515
38	1:54.237	+7.097	13:05:33.752
39	1:53.300	+6.160	13:07:27.052
40	1:52.862	+5.722	13:09:19.914
41	1:54.286	+7.146	13:11:14.200
42	1:54.153	+7.013	13:13:08.353
43	1:54.047	+6.907	13:15:02.400
44	1:54.747	+7.607	13:16:57.147
45	1:55.488	+8.348	13:18:52.635
46	1:54.511	+7.371	13:20:47.146
47	1:54.606	+7.466	13:22:41.752
48	1:56.190	+9.050	13:24:37.942
49	1:57.641	+10.501	13:26:35.583
50	1:56.076	+8.936	13:28:31.659
51	1:56.816	+9.676	13:30:28.475
52	1:55.465	+8.325	13:32:23.940
53	1:58.610	+11.470	13:34:22.550
54	1:57.449	+10.309	13:36:19.999
55	1:56.581	+9.441	13:38:16.580
56	1:55.841	+8.701	13:40:12.421
57	1:56.856	+9.716	13:42:09.277
58	1:58.350	+11.210	13:44:07.627
59	1:56.682	+9.542	13:46:04.309
60	1:57.634	+10.494	13:48:01.943
61	2:00.590	+13.450	13:50:02.533
62	1:58.883	+11.743	13:52:01.416
63	2:02.437	+15.297	13:54:03.853

Lap	Lap Tm	Diff	Time of Day
<b>(13) DIAZ GOMEZ, KILLIAN / TORRES SOLER, ANTHONY</b>			
1	1:51.552	+0.265	11:57:19.668
2	1:51.902	+0.615	11:59:11.570
3	1:51.287		12:01:02.857
4	1:51.469	+0.182	12:02:54.326
5	1:53.000	+1.713	12:04:47.326
6	1:52.730	+1.443	12:06:40.056
7	1:53.807	+2.520	12:08:33.863
8	1:54.993	+3.706	12:10:28.856
9	1:54.299	+3.012	12:12:23.155
10	1:54.234	+2.947	12:14:17.389
11	1:54.197	+2.910	12:16:11.586
12	1:55.707	+4.420	12:18:07.293
13	1:54.423	+3.136	12:20:01.716
14	1:56.120	+4.833	12:21:57.836
15	1:56.104	+4.817	12:23:53.940
16	1:58.752	+7.465	12:25:52.692
17	1:56.793	+5.506	12:27:49.485
18	1:56.188	+4.901	12:29:45.673
19	1:55.737	+4.450	12:31:41.410
20	1:57.467	+6.180	12:33:38.877
21	1:57.513	+6.226	12:35:36.390
22	1:57.600	+6.313	12:37:33.990
23	1:55.875	+4.588	12:39:29.865
24	1:55.848	+4.561	12:41:25.713
25	2:13.880	+22.593	12:43:39.593
26	2:14.954	+23.667	12:45:54.547
27	1:53.237	+1.950	12:47:47.784
28	1:52.087	+0.800	12:49:39.871
29	1:53.730	+2.443	12:51:33.601
30	1:52.475	+1.188	12:53:26.076
31	1:53.157	+1.870	12:55:19.233
32	1:53.001	+1.714	12:57:12.234
33	1:53.495	+2.208	12:59:05.729
34	1:55.145	+3.858	13:01:00.874
35	1:53.808	+2.521	13:02:54.682
36	1:54.762	+3.475	13:04:49.444
37	1:53.744	+2.457	13:06:43.188
38	1:54.128	+2.841	13:08:37.316
39	1:55.021	+3.734	13:10:32.337
40	1:54.838	+3.551	13:12:27.175
41	1:54.887	+3.600	13:14:22.062
42	1:55.346	+4.059	13:16:17.408
43	1:53.803	+2.516	13:18:11.211
44	1:53.164	+1.877	13:20:04.375
45	1:53.492	+2.205	13:21:57.867
46	1:54.166	+2.879	13:23:52.033
47	1:54.397	+3.110	13:25:46.430
48	1:53.665	+2.378	13:27:40.095
49	1:54.816	+3.529	13:29:34.911
50	1:55.209	+3.922	13:31:30.120
51	1:52.934	+1.647	13:33:23.054
52	1:53.825	+2.538	13:35:16.879
53	1:54.066	+2.779	13:37:10.945
54	1:54.443	+3.156	13:39:05.388
55	1:55.065	+3.778	13:41:00.453
56	1:53.253	+1.966	13:42:53.706
57	1:53.009	+1.722	13:44:46.715
58	1:53.159	+1.872	13:46:39.874
59	1:54.058	+2.771	13:48:33.932
60	1:54.833	+3.546	13:50:28.765
61	1:54.595	+3.308	13:52:23.360
62	1:57.917	+6.630	13:54:21.277

Lap	Lap Tm	Diff	Time of Day
<b>(98) GAJON GARCIA, MARIO / ESPEJO REVES, ALEX</b>			
1	1:54.790	+1.393	11:57:22.687

Lap	Lap Tm	Diff	Time of Day
2	1:53.454	+0.057	11:59:16.141
3	1:53.397		12:01:09.538
4	1:54.260	+0.863	12:03:03.798
5	1:55.106	+1.709	12:04:58.904
6	1:56.223	+2.826	12:06:55.127
7	1:55.709	+2.312	12:08:50.836
8	1:55.838	+2.441	12:10:46.674
9	1:56.377	+2.980	12:12:43.051
10	1:56.621	+3.224	12:14:39.672
11	1:56.411	+3.014	12:16:36.083
12	1:56.962	+3.565	12:18:33.045
13	1:56.157	+2.760	12:20:29.202
14	1:56.149	+2.752	12:22:25.351
15	1:57.074	+3.677	12:24:22.425
16	1:57.805	+4.408	12:26:20.230
17	1:57.211	+3.814	12:28:17.441
18	1:58.695	+5.298	12:30:16.136
19	1:57.259	+3.862	12:32:13.395
20	1:57.715	+4.318	12:34:11.110
21	1:57.022	+3.625	12:36:08.132
22	1:57.700	+4.303	12:38:05.832
23	1:57.817	+4.420	12:40:03.649
24	1:56.925	+3.528	12:42:00.574
25	1:57.630	+4.233	12:43:58.204
26	1:57.530	+4.133	12:45:55.734
27	1:57.055	+3.658	12:47:52.789
28	1:56.502	+3.105	12:49:49.291
29	1:57.908	+4.511	12:51:47.199
30	1:59.081	+5.684	12:53:46.280
31	2:32.851	+39.454	12:56:19.131
32	1:57.676	+4.279	12:58:16.807
33	1:57.643	+4.246	13:00:14.450
34	1:58.133	+4.736	13:02:12.583
35	1:57.494	+4.097	13:04:10.077
36	1:58.126	+4.729	13:06:08.203
37	1:57.723	+4.326	13:08:05.926
38	1:57.533	+4.136	13:10:03.459
39	1:58.385	+4.988	13:12:01.844
40	2:00.221	+6.824	13:14:02.065
41	1:58.533	+5.136	13:16:00.598
42	1:59.551	+6.154	13:18:00.149
43	1:59.341	+5.944	13:19:59.490
44	1:59.183	+5.786	13:21:58.673
45	2:00.103	+6.706	13:23:58.776
46	2:00.544	+7.147	13:25:59.320
47	2:00.100	+6.703	13:27:59.420
48	1:59.850	+6.453	13:29:59.270
49	1:57.973	+4.576	13:31:57.243
50	1:59.096	+5.699	13:33:56.339
51	1:59.357	+5.960	13:35:55.696
52	1:59.073	+5.676	13:37:54.769
53	1:59.521	+6.124	13:39:54.290
54	1:58.930	+5.533	13:41:53.220
55	1:58.929	+5.532	13:43:52.149
56	2:00.605	+7.208	13:45:52.754
57	1:59.552	+6.155	13:47:52.306
58	2:00.204	+6.807	13:49:52.510
59	1:59.856	+6.459	13:51:52.366
60	2:05.303	+11.906	13:53:57.669
61	2:12.358	+18.961	13:56:10.027

**(51) CASANOVA TALLADA, GERARD / CANUDAS SANTEULARI,**

Lap	Lap Tm	Diff	Time of Day
1	2:00.799	+6.035	11:57:33.173
2	1:55.119	+0.355	11:59:28.292
3	1:54.764		12:01:23.056
4	1:57.483	+2.719	12:03:20.539

Cap de cronometratge / Director de Cursa / President del Jurat

Orbits



# Trofeu Català de Quads - Masllorenç

QUADS Circuit de Masllorenç 2,000 km

Carrera 04/03/2018 11:54

Cursa (2:00:00 Temps) started at 11:53:40

Lap	Lap Tm	Diff	Time of Day	Lap	Lap Tm	Diff	Time of Day	Lap	Lap Tm	Diff	Time of Day
5	1:57.053	+2.289	12:05:17.592	9	1:56.841	+1.211	12:13:08.494	13	2:01.646	+6.053	12:21:19.877
6	1:56.908	+2.144	12:07:14.500	10	1:56.968	+1.338	12:15:05.462	14	1:59.890	+4.297	12:23:19.767
7	1:56.920	+2.156	12:09:11.420	11	1:57.421	+1.791	12:17:02.883	15	2:04.827	+9.234	12:25:24.594
8	1:56.968	+2.204	12:11:08.388	12	1:57.874	+2.244	12:19:00.757	16	2:41.141	+45.548	12:28:05.735
9	1:57.190	+2.426	12:13:05.578	13	1:57.104	+1.474	12:20:57.861	17	1:58.686	+3.093	12:30:04.421
10	1:57.478	+2.714	12:15:03.056	14	1:58.892	+3.262	12:22:56.753	18	1:57.353	+1.760	12:32:01.774
11	1:57.891	+3.127	12:17:00.947	15	2:21.356	+25.726	12:25:18.109	19	1:56.508	+0.915	12:33:58.282
12	1:57.427	+2.663	12:18:58.374	16	1:55.636	+0.006	12:27:13.745	20	1:57.463	+1.870	12:35:55.745
13	1:58.504	+3.740	12:20:56.878	17	1:57.142	+1.512	12:29:10.887	21	1:57.505	+1.912	12:37:53.250
14	1:57.525	+2.761	12:22:54.403	18	1:58.030	+2.400	12:31:08.917	22	1:57.153	+1.560	12:39:50.403
15	1:58.425	+3.661	12:24:52.828	19	1:58.513	+2.883	12:33:07.430	23	1:57.542	+1.949	12:41:47.945
16	1:58.639	+3.875	12:26:51.467	20	1:58.751	+3.121	12:35:06.181	24	1:57.686	+2.093	12:43:45.631
17	1:58.891	+4.127	12:28:50.358	21	1:58.635	+3.005	12:37:04.816	25	1:58.195	+2.602	12:45:43.826
18	1:58.492	+3.728	12:30:48.850	22	1:57.894	+2.264	12:39:02.710	26	1:58.766	+3.173	12:47:42.592
19	1:58.532	+3.768	12:32:47.382	23	1:58.069	+2.439	12:41:00.779	27	1:59.043	+3.450	12:49:41.635
20	2:00.460	+5.696	12:34:47.842	24	2:00.515	+4.885	12:43:01.294	28	1:58.929	+3.336	12:51:40.564
21	2:22.660	+27.896	12:37:10.502	25	2:00.908	+5.278	12:45:02.202	29	1:59.913	+4.320	12:53:40.477
22	1:58.881	+4.117	12:39:09.383	26	2:01.054	+5.424	12:47:03.256	30	2:01.109	+5.516	12:55:41.586
23	1:58.204	+3.440	12:41:07.587	27	1:59.785	+4.155	12:49:03.041	31	1:59.917	+4.324	12:57:41.503
24	1:58.800	+4.036	12:43:06.387	28	2:00.964	+5.334	12:51:04.005	32	1:57.311	+1.718	12:59:38.814
25	2:00.649	+5.885	12:45:07.036	29	2:00.328	+4.698	12:53:04.333	33	1:58.656	+3.063	13:01:37.470
26	2:00.020	+5.256	12:47:07.056	30	2:22.278	+26.648	12:55:26.611	34	1:58.175	+2.582	13:03:35.645
27	1:59.297	+4.533	12:49:06.353	31	1:57.537	+1.907	12:57:24.148	35	2:01.083	+5.490	13:05:36.728
28	1:59.580	+4.816	12:51:05.933	32	1:57.093	+1.463	12:59:21.241	36	1:58.853	+3.260	13:07:35.581
29	2:00.874	+6.110	12:53:06.807	33	1:57.344	+1.714	13:01:18.585	37	1:58.449	+2.856	13:09:34.030
30	2:00.300	+5.536	12:55:07.107	34	1:57.673	+2.043	13:03:16.258	38	1:57.558	+1.955	13:11:31.578
31	2:00.233	+5.469	12:57:07.340	35	1:58.368	+2.738	13:05:14.626	39	1:57.188	+1.595	13:13:28.766
32	2:02.073	+7.309	12:59:09.413	36	2:01.114	+5.484	13:07:15.740	40	1:58.044	+2.451	13:15:26.810
33	1:59.862	+5.098	13:01:09.275	37	1:58.581	+2.951	13:09:14.321	41	1:58.500	+2.457	13:17:24.860
34	2:00.709	+5.945	13:03:09.984	38	1:58.310	+2.680	13:11:12.631	42	1:58.949	+3.356	13:19:23.809
35	1:59.471	+4.707	13:05:09.455	39	1:59.240	+3.610	13:13:11.871	43	1:59.822	+4.229	13:21:23.631
36	2:27.713	+32.949	13:07:37.168	40	1:59.218	+3.588	13:15:11.089	44	2:01.280	+5.687	13:23:24.911
37	1:58.042	+3.278	13:09:35.210	41	1:58.880	+3.250	13:17:09.969	45	2:40.174	+44.581	13:26:05.085
38	1:57.054	+2.290	13:11:32.264	42	1:58.589	+2.959	13:19:08.558	46	1:58.079	+2.486	13:28:03.164
39	1:57.623	+2.859	13:13:29.887	43	1:58.929	+3.299	13:21:07.487	47	1:58.464	+2.871	13:30:01.628
40	1:58.083	+3.319	13:15:27.970	44	2:00.190	+4.560	13:23:07.677	48	1:56.683	+1.090	13:31:58.311
41	1:58.187	+3.423	13:17:26.157	45	2:00.361	+4.731	13:25:08.038	49	1:59.382	+3.789	13:33:57.693
42	1:58.575	+3.811	13:19:24.732	46	2:22.038	+26.408	13:27:30.076	50	1:59.999	+4.406	13:35:57.692
43	1:59.629	+4.865	13:21:24.361	47	1:59.623	+3.993	13:29:29.699	51	2:01.776	+6.183	13:37:59.468
44	1:57.463	+2.699	13:23:21.824	48	1:56.572	+0.942	13:31:26.271	52	2:00.302	+4.709	13:39:59.770
45	1:57.811	+3.047	13:25:19.635	49	1:55.630		13:33:21.901	53	2:00.810	+5.217	13:42:00.580
46	1:59.811	+5.047	13:27:19.446	50	1:58.593	+2.963	13:35:20.494	54	2:00.927	+5.334	13:44:01.507
47	1:58.778	+4.014	13:29:18.224	51	1:59.374	+3.744	13:37:19.868	55	2:02.006	+6.413	13:46:03.513
48	1:59.075	+4.311	13:31:17.299	52	1:59.210	+3.580	13:39:19.078	56	2:02.997	+7.404	13:48:06.510
49	1:58.969	+4.205	13:33:16.268	53	1:58.456	+2.826	13:41:17.534	57	2:01.171	+5.578	13:50:07.681
50	1:59.878	+5.114	13:35:16.146	54	2:05.091	+9.461	13:43:22.625	58	2:02.827	+7.234	13:52:10.508
51	1:58.895	+4.131	13:37:15.041	55	2:00.112	+4.482	13:45:22.737	59	2:05.775	+10.182	13:54:16.283
52	1:59.003	+4.239	13:39:14.044	56	1:58.652	+3.022	13:47:21.389				
53	1:59.209	+4.445	13:41:13.253	57	1:58.368	+2.738	13:49:19.757				
54	1:59.808	+5.044	13:43:13.061	58	2:02.171	+6.541	13:51:21.928				
55	1:59.002	+4.238	13:45:12.063	59	2:08.983	+13.353	13:53:30.911				
56	1:59.035	+4.271	13:47:11.098	60	2:11.044	+15.414	13:55:41.955				
57	2:00.334	+5.570	13:49:11.432								
58	2:01.275	+6.511	13:51:12.707								
59	2:04.696	+9.932	13:53:17.403								
60	2:12.613	+17.849	13:55:30.016								

(109) RODRIGUEZ OLIVARES, XAVIER / BOVE PERUCHO, ALE			
Lap	Lap Tm	Diff	Time of Day
1	1:56.883	+1.290	11:57:31.395
2	1:55.593		11:59:26.988
3	1:55.638	+0.045	12:01:22.626
4	1:57.203	+1.610	12:03:19.829
5	1:57.137	+1.544	12:05:16.966
6	1:59.935	+4.342	12:07:16.901
7	1:59.287	+3.694	12:09:16.188
8	2:01.196	+5.603	12:11:17.384
9	2:00.155	+4.562	12:13:17.539
10	2:00.768	+5.175	12:15:18.307
11	2:01.118	+5.525	12:17:19.425
12	1:58.806	+3.213	12:19:18.231

(18) MARIN LOPEZ, PEDRO ANTONIO / MORENO MASTELL, M			
Lap	Lap Tm	Diff	Time of Day
1	1:53.676		11:57:23.777
2	1:54.769	+1.093	11:59:18.546
3	1:54.135	+0.459	12:01:12.681
4	1:55.110	+1.434	12:03:07.791
5	1:55.834	+2.158	12:05:03.625
6	1:56.013	+2.337	12:06:59.638
7	1:56.930	+3.254	12:08:56.568
8	1:56.346	+2.670	12:10:52.914
9	1:56.901	+3.225	12:12:49.815
10	1:56.698	+3.022	12:14:46.513
11	1:55.477	+1.801	12:16:41.990
12	1:57.394	+3.718	12:18:39.384
13	1:57.600	+3.924	12:20:36.984
14	1:56.291	+2.615	12:22:33.275
15	2:25.601	+31.925	12:24:58.876
16	1:58.492	+4.816	12:26:57.368
17	1:58.003	+4.327	12:28:55.371

(35) VERA RICO, TONI / PINTILIE, ION			
Lap	Lap Tm	Diff	Time of Day
1	2:00.633	+5.003	11:57:34.044
2	1:56.935	+1.305	11:59:30.979
3	1:56.870	+1.240	12:01:27.849
4	1:58.478	+2.848	12:03:26.327
5	1:56.320	+0.690	12:05:22.647
6	1:55.764	+0.134	12:07:18.411
7	1:56.341	+0.711	12:09:14.752
8	1:56.901	+1.271	12:11:11.653

Cap de cronometratge / Director de Cursa / President del Jurat

Orbits



# Trofeu Català de Quads - Masllorenç

## QUADS

Circuit de Masllorenç 2,000 km

### Carrera

04/03/2018 11:54

Cursa (2:00:00 Temps) started at 11:53:40

Lap	Lap Tm	Diff	Time of Day
18	2:01.934	+8.258	12:30:57.305
19	2:00.775	+7.099	12:32:58.080
20	2:00.722	+7.046	12:34:58.802
21	2:00.716	+7.040	12:36:59.518
22	2:00.506	+6.830	12:39:00.024
23	1:59.762	+6.086	12:40:59.786
24	2:00.407	+6.731	12:43:00.193
25	2:00.291	+6.615	12:45:00.484
26	2:00.918	+7.242	12:47:01.402
27	2:00.500	+6.824	12:49:01.902
28	2:27.079	+33.403	12:51:28.981
29	1:56.696	+3.020	12:53:25.677
30	1:57.863	+4.187	12:55:23.540
31	1:57.707	+4.031	12:57:21.247
32	1:57.775	+4.099	12:59:19.022
33	1:58.608	+4.932	13:01:17.630
34	1:56.793	+3.117	13:03:14.423
35	1:58.018	+4.342	13:05:12.441
36	1:57.561	+3.885	13:07:10.002
37	1:57.683	+4.007	13:09:07.685
38	1:57.679	+4.003	13:11:05.364
39	1:57.254	+3.578	13:13:02.618
40	1:57.784	+4.108	13:15:00.402
41	2:00.572	+6.896	13:17:00.974
42	2:00.097	+6.421	13:19:01.071
43	2:33.878	+40.202	13:21:34.949
44	2:02.751	+9.075	13:23:37.700
45	2:02.897	+9.221	13:25:40.597
46	2:03.786	+10.110	13:27:44.383
47	2:03.424	+9.748	13:29:47.807
48	2:03.893	+10.217	13:31:51.700
49	2:03.651	+9.975	13:33:55.351
50	2:05.184	+11.508	13:36:00.535
51	2:04.566	+10.890	13:38:05.101
52	2:04.720	+11.044	13:40:09.821
53	2:06.476	+12.800	13:42:16.297
54	2:04.105	+10.429	13:44:20.402
55	2:04.092	+10.416	13:46:24.494
56	2:04.350	+10.674	13:48:28.844
57	2:07.010	+13.334	13:50:35.854
58	2:08.138	+14.462	13:52:43.992
59	2:20.550	+26.874	13:55:04.542

(25) FRANCISCO PEREA, DANIEL / CIURANA GAROLERA, JES

1	1:55.735		11:57:27.616
2	1:56.662	+0.927	11:59:24.278
3	1:57.444	+1.709	12:01:21.722
4	1:56.889	+1.154	12:03:18.611
5	1:57.725	+1.990	12:05:16.336
6	1:57.128	+1.393	12:07:13.464
7	1:57.622	+1.887	12:09:11.086
8	1:57.666	+1.931	12:11:08.752
9	1:58.511	+2.776	12:13:07.263
10	1:57.683	+1.948	12:15:04.946
11	1:59.180	+3.445	12:17:04.126
12	2:01.818	+6.083	12:19:05.944
13	1:59.816	+4.081	12:21:05.760
14	2:00.289	+4.554	12:23:06.049
15	2:01.633	+5.898	12:25:07.682
16	2:37.502	+41.767	12:27:45.184
17	1:56.818	+1.083	12:29:42.002
18	1:56.246	+0.511	12:31:38.248
19	1:57.960	+2.225	12:33:36.208
20	1:59.439	+3.704	12:35:35.647
21	1:58.814	+3.079	12:37:34.461
22	1:59.868	+4.133	12:39:34.329

Lap	Lap Tm	Diff	Time of Day
23	2:00.997	+5.262	12:41:35.326
24	1:59.930	+4.195	12:43:35.256
25	1:58.987	+3.252	12:45:34.243
26	2:01.966	+6.231	12:47:36.209
27	2:01.886	+6.151	12:49:38.095
28	2:00.673	+4.938	12:51:38.768
29	2:00.708	+4.973	12:53:39.476
30	2:00.622	+4.887	12:55:40.098
31	2:00.718	+4.983	12:57:40.816
32	2:00.960	+5.225	12:59:41.776
33	2:27.253	+41.518	13:02:19.029
34	1:58.986	+3.251	13:04:18.015
35	1:59.213	+3.478	13:06:17.228
36	1:59.848	+4.113	13:08:17.076
37	2:00.946	+5.211	13:10:18.022
38	2:01.257	+5.522	13:12:19.279
39	2:01.652	+5.917	13:14:20.931
40	2:01.533	+5.798	13:16:22.464
41	2:00.270	+4.535	13:18:22.734
42	2:03.639	+7.904	13:20:26.373
43	2:03.773	+8.038	13:22:30.146
44	2:04.395	+8.660	13:24:34.541
45	2:02.811	+7.076	13:26:37.352
46	2:03.073	+7.338	13:28:40.425
47	2:03.346	+7.611	13:30:43.771
48	2:34.231	+38.496	13:33:18.002
49	1:58.338	+2.603	13:35:16.340
50	1:59.545	+3.810	13:37:15.885
51	1:59.696	+3.961	13:39:15.581
52	2:00.366	+4.631	13:41:15.947
53	2:00.048	+4.313	13:43:15.995
54	2:00.343	+4.608	13:45:16.338
55	2:02.149	+6.414	13:47:18.487
56	2:00.778	+5.043	13:49:19.265
57	2:02.013	+6.278	13:51:21.278
58	2:05.825	+10.090	13:53:27.103
59	2:15.843	+20.108	13:55:42.946

(41) POYATOS POZO, EDGAR

1	2:00.869	+2.788	11:57:40.708
2	1:59.873	+1.792	11:59:40.581
3	2:02.706	+4.625	12:01:43.287
4	2:03.175	+5.094	12:03:46.462
5	2:03.364	+5.283	12:05:49.826
6	2:02.252	+4.171	12:07:52.078
7	2:00.688	+2.607	12:09:52.766
8	2:01.122	+3.041	12:11:53.888
9	1:58.081		12:13:51.969
10	1:59.714	+1.633	12:15:51.683
11	1:59.683	+1.602	12:17:51.366
12	2:00.385	+2.304	12:19:51.751
13	2:00.604	+2.523	12:21:52.355
14	2:03.061	+4.980	12:23:55.416
15	2:00.836	+2.755	12:25:56.252
16	2:03.298	+5.217	12:27:59.550
17	2:00.844	+2.763	12:30:00.394
18	2:02.184	+4.103	12:32:02.578
19	2:02.813	+4.732	12:34:05.391
20	2:01.404	+3.323	12:36:06.795
21	2:02.262	+4.181	12:38:09.057
22	2:04.998	+6.917	12:40:14.055
23	2:06.224	+8.143	12:42:20.279
24	2:02.749	+4.668	12:44:23.028
25	2:04.413	+6.332	12:46:27.441
26	2:02.000	+3.919	12:48:29.441
27	2:04.875	+6.794	12:50:34.316

Lap	Lap Tm	Diff	Time of Day
28	2:04.200	+6.119	12:52:38.516
29	2:04.699	+6.618	12:54:43.215
30	2:06.959	+8.878	12:56:50.174
31	3:23.028	+1:24.947	13:00:13.202
32	2:06.058	+7.977	13:02:19.260
33	2:05.103	+7.022	13:04:24.363
34	2:08.270	+10.189	13:06:32.633
35	2:08.444	+10.363	13:08:41.077
36	2:06.296	+8.215	13:10:47.373
37	2:10.266	+12.185	13:12:57.639
38	2:08.702	+10.621	13:15:06.341
39	2:09.629	+11.548	13:17:15.970
40	2:08.633	+10.552	13:19:24.603
41	2:09.112	+11.031	13:21:33.715
42	2:09.702	+11.621	13:23:43.417
43	2:10.224	+12.143	13:25:53.641
44	2:08.528	+10.447	13:28:02.169
45	2:10.102	+12.021	13:30:12.271
46	2:05.673	+7.592	13:32:17.944
47	2:09.768	+11.687	13:34:27.712
48	2:08.147	+10.066	13:36:35.859
49	2:06.220	+8.139	13:38:42.079
50	2:06.417	+8.336	13:40:48.496
51	2:06.658	+8.577	13:42:55.154
52	2:07.940	+9.859	13:45:03.094
53	2:08.131	+10.050	13:47:11.225
54	2:15.075	+16.994	13:49:26.300
55	2:11.549	+13.468	13:51:37.849
56	2:12.946	+14.865	13:53:50.795
57	2:21.836	+23.755	13:56:12.631

(44) BUJARALAZ PORTOLES, RUBEN

1	2:01.511	+1.297	11:57:43.662
2	2:01.159	+0.945	11:59:44.821
3	2:01.438	+1.224	12:01:46.259
4	2:01.568	+1.354	12:03:47.827
5	2:02.921	+2.707	12:05:50.748
6	2:03.409	+3.195	12:07:54.157
7	2:02.413	+2.199	12:09:56.570
8	2:01.653	+1.439	12:11:58.223
9	2:02.757	+2.543	12:14:00.980
10	2:02.066	+1.852	12:16:03.046
11	2:03.730	+3.516	12:18:06.776
12	2:03.235	+3.021	12:20:10.011
13	2:03.183	+2.969	12:22:13.194
14	2:03.124	+2.910	12:24:16.318
15	2:05.905	+5.691	12:26:22.223
16	2:04.295	+4.081	12:28:26.518
17	2:04.777	+4.563	12:30:31.295
18	2:02.818	+2.604	12:32:34.113
19	2:03.082	+2.868	12:34:37.195
20	2:03.603	+3.389	12:36:40.798
21	2:04.324	+4.110	12:38:45.122
22	2:03.542	+3.328	12:40:48.664
23	2:04.403	+4.189	12:42:53.067
24	2:04.247	+4.033	12:44:57.314
25	2:05.270	+5.056	12:47:02.584
26	2:05.165	+4.951	12:49:07.749
27	2:04.080	+3.866	12:51:11.829
28	2:02.933	+2.719	12:53:14.762
29	2:05.541	+5.327	12:55:20.303
30	2:03.182	+2.968	12:57:23.485
31	2:04.938	+4.724	12:59:28.423
32	5:04.022	+3:03.808	13:04:32.445
33	2:02.851	+2.637	13:06:35.296
34	2:03.622	+3.408	13:08:38.918

# Trofeu Català de Quads - Masllorenç

QUADS

Circuit de Masllorenç 2,000 km

Carrera

04/03/2018 11:54

Cursa (2:00:00 Temps) started at 11:53:40

Lap	Lap Tm	Diff	Time of Day
35	2:04.553	+4.339	13:10:43.471
36	2:02.640	+2.426	13:12:46.111
37	2:03.536	+3.322	13:14:49.647
38	2:02.472	+2.258	13:16:52.119
39	2:03.205	+2.991	13:18:55.324
40	2:00.214		13:20:55.538
41	2:02.812	+2.598	13:22:58.350
42	2:03.568	+3.354	13:25:01.918
43	2:03.940	+3.726	13:27:05.858
44	2:04.406	+4.192	13:29:10.264
45	2:03.704	+3.490	13:31:13.968
46	2:03.801	+3.587	13:33:17.769
47	2:04.697	+4.483	13:35:22.466
48	2:03.996	+3.782	13:37:26.462
49	2:05.257	+5.043	13:39:31.719
50	2:05.234	+5.020	13:41:36.953
51	2:05.042	+4.828	13:43:41.995
52	2:05.370	+5.156	13:45:47.365
53	2:05.665	+5.451	13:47:53.030
54	2:02.948	+2.734	13:49:55.978
55	2:04.501	+4.287	13:52:00.479
56	2:09.739	+9.525	13:54:10.218

(4) PUIGDEVAL MAJO, EDUARD

Lap	Lap Tm	Diff	Time of Day
1	1:57.096		11:57:31.898
2	1:58.083	+0.987	11:59:29.981
3	1:57.704	+0.608	12:01:27.685
4	1:58.261	+1.165	12:03:25.946
5	1:59.975	+2.879	12:05:25.921
6	2:00.908	+3.812	12:07:26.829
7	2:00.532	+3.436	12:09:27.361
8	1:59.522	+2.426	12:11:26.883
9	2:00.830	+3.734	12:13:27.713
10	2:01.959	+4.863	12:15:29.672
11	2:01.753	+4.657	12:17:31.425
12	2:00.708	+3.612	12:19:32.133
13	2:02.798	+5.702	12:21:34.931
14	2:05.099	+8.003	12:23:40.030
15	2:04.508	+7.412	12:25:44.538
16	2:00.938	+3.842	12:27:45.476
17	2:03.230	+6.134	12:29:48.706
18	2:02.550	+5.454	12:31:51.256
19	2:03.173	+6.077	12:33:54.429
20	2:03.749	+6.653	12:35:58.178
21	2:04.681	+7.585	12:38:02.859
22	2:06.717	+9.621	12:40:09.576
23	2:06.264	+9.168	12:42:15.840
24	2:00.953	+3.857	12:44:16.793
25	2:02.913	+5.817	12:46:19.706
26	2:02.264	+5.168	12:48:21.970
27	2:02.557	+5.461	12:50:24.527
28	2:05.119	+8.023	12:52:29.646
29	2:04.853	+7.757	12:54:34.499
30	2:07.056	+9.960	12:56:41.555
31	2:10.527	+13.431	12:58:52.082
32	2:08.844	+11.748	13:01:00.926
33	2:12.202	+15.106	13:03:13.128
34	2:10.588	+13.492	13:05:23.716
35	2:11.104	+14.008	13:07:34.820
36	2:10.723	+13.627	13:09:45.543
37	2:08.098	+11.002	13:11:53.641
38	2:11.384	+14.288	13:14:05.025
39	2:14.498	+17.402	13:16:19.523
40	2:17.343	+20.247	13:18:36.866
41	2:14.715	+17.619	13:20:51.581
42	2:19.977	+22.881	13:23:11.558

Lap	Lap Tm	Diff	Time of Day
43	2:17.080	+19.984	13:25:28.638
44	2:16.736	+19.640	13:27:45.374
45	2:17.176	+20.080	13:30:02.550
46	3:30.169	+1:33.073	13:33:32.719
47	2:11.507	+14.411	13:35:44.226
48	2:12.643	+15.547	13:37:56.869
49	2:13.496	+16.400	13:40:10.365
50	2:09.974	+12.878	13:42:20.339
51	2:11.042	+13.946	13:44:31.381
52	2:06.583	+9.487	13:46:37.964
53	2:10.518	+13.422	13:48:48.482
54	2:08.342	+11.246	13:50:56.824
55	2:10.031	+12.935	13:53:06.855
56	2:15.950	+18.854	13:55:22.805

(12) SERRANO MARTI, JOEL / VILASECA RODRIGUEZ, EDGAF

Lap	Lap Tm	Diff	Time of Day
1	2:04.325	+0.259	11:57:54.033
2	2:04.697	+0.631	11:59:58.730
3	2:04.066		12:02:02.796
4	2:06.333	+2.267	12:04:09.129
5	2:06.740	+2.674	12:06:15.869
6	2:07.082	+3.016	12:08:22.951
7	2:04.324	+0.258	12:10:27.275
8	2:07.612	+3.546	12:12:34.887
9	2:09.232	+5.166	12:14:44.119
10	2:46.001	+41.935	12:17:30.120
11	2:04.341	+0.275	12:19:34.461
12	2:05.571	+1.505	12:21:40.032
13	2:05.730	+1.664	12:23:45.762
14	2:05.325	+1.259	12:25:51.087
15	2:07.000	+2.934	12:27:58.087
16	2:05.042	+0.976	12:30:03.129
17	2:05.492	+1.426	12:32:08.621
18	2:05.266	+1.200	12:34:13.887
19	2:04.749	+0.683	12:36:18.636
20	2:33.055	+28.989	12:38:51.691
21	2:05.644	+1.578	12:40:57.335
22	2:10.557	+6.491	12:43:07.892
23	2:08.544	+4.478	12:45:16.436
24	2:08.094	+4.028	12:47:24.530
25	2:07.616	+3.550	12:49:32.146
26	2:10.440	+6.374	12:51:42.586
27	2:10.216	+6.150	12:53:52.802
28	2:09.541	+5.475	12:56:02.343
29	2:33.526	+29.460	12:58:35.869
30	2:07.009	+2.943	13:00:42.878
31	2:05.476	+1.410	13:02:48.354
32	2:06.534	+2.468	13:04:54.888
33	2:07.001	+2.935	13:07:01.889
34	2:07.567	+3.501	13:09:09.456
35	2:07.751	+3.685	13:11:17.207
36	2:06.542	+2.476	13:13:23.749
37	2:07.628	+3.562	13:15:31.377
38	2:06.544	+2.478	13:17:37.921
39	2:35.172	+31.106	13:20:13.093
40	2:06.288	+2.222	13:22:19.381
41	2:07.343	+3.277	13:24:26.724
42	2:08.368	+4.302	13:26:35.092
43	2:08.585	+4.519	13:28:43.677
44	2:10.349	+6.283	13:30:54.026
45	2:09.166	+5.100	13:33:03.192
46	2:08.553	+4.487	13:35:11.745
47	2:11.686	+7.620	13:37:23.431
48	2:11.382	+7.316	13:39:34.813
49	2:31.036	+26.970	13:42:05.849
50	2:08.435	+4.369	13:44:14.284

Lap	Lap Tm	Diff	Time of Day
51	2:06.678	+2.612	13:46:20.962
52	2:09.031	+4.965	13:48:29.993
53	2:09.550	+5.484	13:50:39.543
54	2:09.920	+5.854	13:52:49.463
55	2:13.595	+9.529	13:55:03.058

(111) VIDAL TRIAS, ROGER / FONTBERNAT MARTIN, JOAN

Lap	Lap Tm	Diff	Time of Day
1	2:02.539	+1.516	11:57:46.638
2	2:03.469	+2.446	11:59:50.107
3	2:05.116	+4.093	12:01:55.223
4	2:04.267	+3.244	12:03:59.490
5	2:08.029	+7.006	12:06:07.519
6	2:04.429	+3.406	12:08:11.948
7	2:11.687	+10.664	12:10:23.635
8	2:11.301	+10.278	12:12:34.936
9	2:37.591	+36.568	12:15:12.527
10	2:01.023		12:17:13.550
11	2:01.922	+0.899	12:19:15.472
12	2:03.723	+2.700	12:21:19.195
13	2:06.863	+5.840	12:23:26.058
14	2:09.074	+8.051	12:25:35.132
15	2:30.964	+29.941	12:28:06.096
16	2:05.085	+4.062	12:30:11.181
17	2:41.642	+40.619	12:32:52.823
18	2:04.774	+3.751	12:34:57.597
19	2:06.895	+5.872	12:37:04.492
20	2:07.485	+6.462	12:39:11.977
21	2:10.067	+9.044	12:41:22.044
22	2:09.611	+8.588	12:43:31.655
23	2:09.604	+8.581	12:45:41.259
24	2:09.033	+8.010	12:47:50.292
25	3:02.472	+1:01.449	12:50:52.764
26	2:05.460	+4.437	12:52:58.224
27	2:07.427	+6.404	12:55:05.651
28	2:08.724	+7.701	12:57:14.375
29	2:05.758	+4.735	12:59:20.133
30	2:08.123	+7.100	13:01:28.256
31	2:06.745	+5.722	13:03:35.001
32	2:09.492	+8.469	13:05:44.493
33	2:07.596	+6.573	13:07:52.089
34	2:08.620	+7.597	13:10:00.709
35	2:08.265	+7.242	13:12:08.974
36	2:07.613	+6.590	13:14:16.587
37	2:07.708	+6.685	13:16:24.295
38	2:08.423	+7.400	13:18:32.718
39	2:09.419	+8.396	13:20:42.137
40	2:09.100	+8.077	13:22:51.237
41	2:03.359	+2.336	13:24:54.596
42	2:26.358	+25.335	13:27:20.954
43	2:07.215	+6.192	13:29:28.169
44	2:06.846	+5.823	13:31:35.015
45	2:09.888	+8.865	13:33:44.903
46	2:09.972	+8.949	13:35:54.875
47	2:08.758	+7.735	13:38:03.633
48	2:07.492	+6.469	13:40:11.125
49	2:08.222	+7.199	13:42:19.347
50	2:08.272	+7.249	13:44:27.619
51	2:09.411	+8.388	13:46:37.030
52	2:10.091	+9.068	13:48:47.121
53	2:09.304	+8.281	13:50:56.425
54	2:12.823	+11.800	13:53:09.248
55	2:13.851	+12.828	13:55:23.099

(10) TREMPES CEBRIAN, RAFAEL / GOMEZ MESONES, DAVID

Lap	Lap Tm	Diff	Time of Day
1	2:03.875	+2.880	11:57:52.277
2	2:00.995		11:59:53.272

Cap de cronometratge / Director de Cursa / President del Jurat

Orbits





# Trofeu Català de Quads - Masllorenç

QUADS

Circuit de Masllorenç 2,000 km

Carrera

04/03/2018 11:54

Cursa (2:00:00 Temps) started at 11:53:40

Lap	Lap Tm	Diff	Time of Day
3	2:03.897	+2.902	12:01:57.169
4	2:03.360	+2.365	12:04:00.529
5	2:04.998	+4.003	12:06:05.527
6	2:03.501	+2.506	12:08:09.028
7	2:04.718	+3.723	12:10:13.746
8	2:44.799	+43.804	12:12:58.545
9	2:06.337	+5.342	12:15:04.882
10	2:06.259	+5.264	12:17:11.141
11	2:10.383	+9.388	12:19:21.524
12	2:09.366	+8.371	12:21:30.890
13	2:53.509	+52.514	12:24:24.399
14	2:05.280	+4.285	12:26:29.679
15	2:04.848	+3.853	12:28:34.527
16	2:06.612	+5.617	12:30:41.139
17	2:07.480	+6.485	12:32:48.619
18	2:05.857	+4.862	12:34:54.476
19	2:06.816	+5.821	12:37:01.292
20	2:04.589	+3.594	12:39:05.881
21	2:06.824	+5.829	12:41:12.705
22	2:05.531	+4.536	12:43:18.236
23	2:05.630	+4.635	12:45:23.866
24	2:06.867	+5.872	12:47:30.733
25	2:58.010	+57.015	12:50:28.743
26	2:11.138	+10.143	12:52:39.881
27	2:10.208	+9.213	12:54:50.089
28	2:09.257	+8.262	12:56:59.346
29	2:11.334	+10.339	12:59:10.680
30	2:11.396	+10.401	13:01:22.076
31	2:11.460	+10.465	13:03:33.536
32	2:14.787	+13.792	13:05:48.323
33	2:58.031	+57.036	13:08:46.354
34	2:06.067	+5.072	13:10:52.421
35	2:07.255	+6.260	13:12:59.676
36	2:07.432	+6.437	13:15:07.108
37	2:07.364	+6.369	13:17:14.472
38	2:08.277	+7.282	13:19:22.749
39	2:09.403	+8.408	13:21:32.152
40	2:08.836	+7.841	13:23:40.988
41	2:07.997	+7.002	13:25:48.985
42	2:06.169	+5.174	13:27:55.154
43	2:08.822	+7.827	13:30:03.976
44	2:05.387	+4.392	13:32:09.363
45	2:06.273	+5.278	13:34:15.636
46	2:06.909	+5.914	13:36:22.545
47	2:09.655	+8.660	13:38:32.200
48	2:06.250	+5.255	13:40:38.450
49	2:50.072	+49.077	13:43:28.522
50	2:08.545	+7.550	13:45:37.067
51	2:09.846	+8.851	13:47:46.913
52	2:11.205	+10.210	13:49:58.118
53	2:15.320	+14.325	13:52:13.438
54	2:19.210	+18.215	13:54:32.648

(304) SALVADOR SANZ, FCO. JAVIER / SALVADOR BERNAD, E

1	2:03.034	+1.300	11:57:51.085
2	2:01.734		11:59:52.819
3	2:05.777	+4.043	12:01:58.596
4	2:06.827	+5.093	12:04:05.423
5	2:08.140	+6.406	12:06:13.563
6	2:33.774	+32.040	12:08:47.337
7	2:11.345	+9.611	12:10:58.682
8	2:05.687	+3.953	12:13:04.369
9	2:12.267	+10.533	12:15:16.636
10	2:08.338	+6.604	12:17:24.974
11	2:06.815	+5.081	12:19:31.789
12	2:09.032	+7.298	12:21:40.821

Lap	Lap Tm	Diff	Time of Day
13	2:06.113	+4.379	12:23:46.934
14	2:05.498	+3.764	12:25:52.432
15	2:08.857	+7.123	12:28:01.289
16	2:11.721	+9.987	12:30:13.010
17	2:09.302	+7.568	12:32:22.312
18	2:08.150	+6.416	12:34:30.462
19	2:37.151	+35.417	12:37:07.613
20	2:06.819	+5.085	12:39:14.432
21	2:09.599	+7.865	12:41:24.031
22	2:07.226	+5.492	12:43:31.257
23	2:13.708	+11.974	12:45:44.965
24	2:13.609	+11.875	12:47:58.574
25	2:13.540	+11.806	12:50:12.114
26	2:38.598	+36.864	12:52:50.712
27	2:04.718	+2.984	12:54:55.430
28	2:07.122	+5.388	12:57:02.552
29	2:06.081	+4.347	12:59:08.633
30	2:07.957	+6.223	13:01:16.590
31	2:10.703	+8.969	13:03:27.293
32	2:35.314	+33.580	13:06:02.607
33	2:13.516	+11.782	13:08:16.123
34	2:21.886	+20.152	13:10:38.009
35	3:00.174	+58.440	13:13:38.183
36	2:06.717	+4.983	13:15:44.900
37	2:08.478	+6.744	13:17:53.378
38	2:08.561	+6.827	13:20:01.939
39	2:11.345	+9.611	13:22:13.284
40	2:15.734	+14.000	13:24:29.018
41	2:11.807	+10.073	13:26:40.825
42	2:43.949	+42.215	13:29:24.774
43	2:17.231	+15.497	13:31:42.005
44	2:15.368	+13.634	13:33:57.373
45	2:20.328	+18.594	13:36:17.701
46	2:19.703	+17.969	13:38:37.404
47	2:18.693	+16.959	13:40:56.097
48	2:24.268	+22.534	13:43:20.365
49	2:34.082	+32.348	13:45:54.447
50	2:08.716	+6.982	13:48:03.163
51	2:10.517	+8.783	13:50:13.680
52	2:14.995	+13.261	13:52:28.675
53	2:24.556	+22.822	13:54:53.231

(49) VIVO VALLS, ALBERT / PEDERNERA, JULIAN

1	1:55.948		11:57:37.410
2	1:56.829	+0.881	11:59:34.239
3	1:57.358	+1.410	12:01:31.597
4	1:57.046	+1.098	12:03:28.643
5	1:57.845	+1.897	12:05:26.488
6	1:56.889	+0.941	12:07:23.377
7	1:57.073	+1.125	12:09:20.254
8	1:57.394	+1.446	12:11:17.840
9	4:20.858	+2:24.910	12:15:38.702
10	2:00.518	+4.570	12:17:39.220
11	2:01.576	+5.628	12:19:40.796
12	2:02.983	+7.035	12:21:43.779
13	2:04.489	+8.541	12:23:48.268
14	2:09.709	+13.761	12:25:57.977
15	2:10.390	+14.442	12:28:08.367
16	2:10.764	+14.816	12:30:19.131
17	2:08.771	+12.823	12:32:27.902
18	2:08.305	+12.357	12:34:36.207
19	2:09.997	+14.049	12:36:46.204
20	3:32.200	+1:36.252	12:40:18.404
21	1:57.668	+1.720	12:42:16.072
22	1:57.896	+1.948	12:44:13.968
23	1:57.836	+1.888	12:46:11.804

Lap	Lap Tm	Diff	Time of Day
24	2:00.633	+4.685	12:48:12.437
25	2:01.187	+5.239	12:50:13.624
26	2:03.391	+7.443	12:52:17.015
27	2:01.802	+5.854	12:54:18.817
28	2:03.417	+7.469	12:56:22.234
29	2:01.873	+5.925	12:58:24.107
30	2:00.590	+4.642	13:00:24.697
31	2:02.478	+6.530	13:02:27.175
32	2:01.400	+5.452	13:04:28.575
33	2:03.707	+7.759	13:06:32.282
34	2:03.723	+7.775	13:08:36.005
35	6:03.757	+4:07.809	13:14:39.762
36	2:18.876	+22.928	13:16:58.638
37	2:24.479	+28.531	13:19:23.117
38	2:27.736	+31.788	13:21:50.853
39	2:22.173	+26.225	13:24:13.026
40	2:22.682	+26.734	13:26:35.708
41	2:34.613	+38.665	13:29:10.321
42	1:59.688	+3.740	13:31:10.009
43	2:00.396	+4.448	13:33:10.405
44	2:00.683	+4.735	13:35:11.088
45	2:05.519	+9.571	13:37:16.607
46	2:01.316	+5.368	13:39:17.923
47	2:00.704	+4.756	13:41:18.627
48	2:00.740	+4.792	13:43:19.367
49	2:01.218	+5.270	13:45:20.585
50	3:01.717	+1:05.769	13:48:22.302
51	2:17.059	+21.111	13:50:39.361
52	2:05.129	+9.181	13:52:44.490
53	2:10.999	+15.051	13:54:55.489

(22) LARA YAÑEZ, RICARDO / TORRES MAS, CARLOS

1	2:06.470	+0.322	11:57:53.109
2	2:06.755	+0.607	11:59:59.864
3	2:06.148		12:02:06.012
4	2:08.213	+2.065	12:04:14.225
5	2:08.367	+2.219	12:06:22.592
6	2:10.948	+4.800	12:08:33.540
7	2:36.664	+30.516	12:11:10.204
8	2:09.601	+3.453	12:13:19.805
9	2:11.741	+5.593	12:15:31.546
10	2:09.492	+3.344	12:17:41.038
11	2:08.449	+2.301	12:19:49.487
12	2:11.495	+5.347	12:22:00.982
13	2:12.770	+6.622	12:24:13.752
14	2:16.882	+10.734	12:26:30.634
15	2:46.908	+40.760	12:29:17.542
16	2:11.511	+5.363	12:31:29.053
17	2:11.785	+5.637	12:33:40.838
18	2:11.168	+5.020	12:35:52.006
19	2:12.039	+5.891	12:38:04.045
20	2:12.429	+6.281	12:40:16.474
21	2:10.072	+3.924	12:42:26.546
22	2:08.297	+2.149	12:44:34.843
23	2:10.775	+4.627	12:46:45.618
24	2:08.526	+2.378	12:48:54.144
25	2:09.338	+3.190	12:51:03.482
26	2:50.547	+44.399	12:53:54.029
27	2:11.788	+5.640	12:56:05.817
28	2:12.427	+6.279	12:58:18.244
29	2:14.631	+8.483	13:00:32.875
30	2:16.200	+10.052	13:02:49.075
31	2:14.315	+8.167	13:05:03.390
32	2:17.390	+11.242	13:07:20.780
33	2:18.977	+12.829	13:09:39.757
34	2:22.153	+16.005	13:12:01.910

Cap de cronometratge / Director de Cursa / President del Jurat

Orbits

# Trofeu Català de Quads - Masllorenç

QUADS

Circuit de Masllorenç 2,000 km

Carrera

04/03/2018 11:54

Cursa (2:00:00 Temps) started at 11:53:40

Lap	Lap Tm	Diff	Time of Day
35	2:45.352	+39.204	13:14:47.262
36	2:12.511	+6.363	13:16:59.773
37	2:13.493	+7.345	13:19:13.266
38	2:13.127	+6.979	13:21:26.393
39	2:11.128	+4.980	13:23:37.521
40	2:12.468	+6.320	13:25:49.989
41	2:13.331	+7.183	13:28:03.320
42	2:11.311	+5.163	13:30:14.631
43	2:10.634	+4.486	13:32:25.265
44	2:11.175	+5.027	13:34:36.440
45	2:13.174	+7.026	13:36:49.614
46	2:52.932	+46.784	13:39:42.546
47	2:13.943	+7.795	13:41:56.489
48	2:15.371	+9.223	13:44:11.860
49	2:19.007	+12.859	13:46:30.867
50	2:21.218	+15.070	13:48:52.085
51	2:21.710	+15.562	13:51:13.795
52	2:24.034	+17.886	13:53:37.829
53	2:26.295	+20.147	13:56:04.124

(78) CRUZ ZAMORA, EDUARD / LOPEZ ZAFRA, MANUEL

Lap	Lap Tm	Diff	Time of Day
1	2:02.840		11:57:55.622
2	2:04.560	+1.720	12:00:00.182
3	2:03.058	+0.218	12:02:03.240
4	2:02.955	+0.115	12:04:06.195
5	2:05.281	+2.441	12:06:11.476
6	2:07.691	+4.851	12:08:19.167
7	2:07.464	+4.624	12:10:26.631
8	2:42.340	+39.500	12:13:08.971
9	2:10.655	+7.815	12:15:19.626
10	2:12.472	+9.632	12:17:32.098
11	2:11.796	+8.956	12:19:43.894
12	2:19.381	+16.541	12:22:03.275
13	2:12.717	+9.877	12:24:15.992
14	2:18.933	+16.093	12:26:34.925
15	2:18.428	+15.588	12:28:53.353
16	2:20.847	+18.007	12:31:14.200
17	2:15.701	+12.861	12:33:29.901
18	2:35.640	+32.800	12:36:05.541
19	2:05.226	+2.386	12:38:10.767
20	2:07.169	+4.329	12:40:17.936
21	2:06.730	+3.890	12:42:24.666
22	2:07.290	+4.450	12:44:31.956
23	2:12.657	+9.817	12:46:44.613
24	2:11.389	+8.549	12:48:56.002
25	2:08.484	+5.644	12:51:04.486
26	2:09.051	+6.211	12:53:13.537
27	2:11.530	+8.690	12:55:25.067
28	2:41.979	+39.139	12:58:07.046
29	2:15.615	+12.775	13:00:22.661
30	2:17.899	+15.059	13:02:40.560
31	2:20.692	+17.852	13:05:01.252
32	2:20.106	+17.266	13:07:21.358
33	2:21.458	+18.618	13:09:42.816
34	2:25.876	+23.036	13:12:08.692
35	2:24.189	+21.349	13:14:32.881
36	2:21.372	+18.532	13:16:54.253
37	2:34.349	+31.509	13:19:28.602
38	2:08.066	+5.226	13:21:36.668
39	2:08.376	+5.536	13:23:45.044
40	2:06.850	+4.010	13:25:51.894
41	2:08.660	+5.820	13:28:00.554
42	2:12.157	+9.317	13:30:12.711
43	2:11.950	+9.110	13:32:24.661
44	2:09.233	+6.393	13:34:33.894
45	2:12.596	+9.756	13:36:46.490

Lap	Lap Tm	Diff	Time of Day
46	2:13.817	+10.977	13:39:00.307
47	3:00.016	+57.176	13:42:00.323
48	2:21.166	+18.326	13:44:21.489
49	2:23.337	+20.497	13:46:44.826
50	2:22.264	+19.424	13:49:07.090
51	2:24.411	+21.571	13:51:31.501
52	2:28.824	+25.984	13:54:00.325
53	2:39.704	+36.864	13:56:40.029

(64) BOSCH MITJAVILA, DAVID / GISPERT PERICAS, JOSE

Lap	Lap Tm	Diff	Time of Day
1	2:11.670	-2.031	11:58:14.720
2	2:06.295	-7.406	12:00:21.015
3	2:11.870	-1.831	12:02:32.885
4	2:21.088	+7.387	12:04:53.973
5	2:01.153	-12.548	12:06:55.126
6	2:01.443	-12.258	12:08:56.569
7	3:24.050	+1:10.349	12:12:20.619
8	2:15.887	+2.186	12:14:36.506
9	2:17.326	+3.625	12:16:53.832
10	2:16.958	+3.257	12:19:10.790
11	2:15.593	+1.892	12:21:26.383
12	2:17.330	+3.629	12:23:43.713
13	2:18.177	+4.476	12:26:01.890
14	2:16.205	+2.504	12:28:18.095
15	2:14.630	+0.929	12:30:32.725
16	2:54.033	+40.332	12:33:26.758
17	2:13.701		12:35:40.459
18	2:14.990	+1.289	12:37:55.449
19	2:22.238	+8.537	12:40:17.687
20	2:18.931	+5.230	12:42:36.618
21	2:21.626	+7.925	12:44:58.244
22	2:19.713	+6.012	12:47:17.957
23	2:19.084	+5.383	12:49:37.041
24	2:19.815	+6.114	12:51:56.856
25	2:51.228	+37.527	12:54:48.084
26	2:18.152	+4.451	12:57:06.236
27	2:19.841	+6.140	12:59:26.077
28	2:22.076	+8.375	13:01:48.153
29	2:26.227	+12.526	13:04:14.380
30	2:20.589	+6.888	13:06:34.969
31	2:22.622	+8.921	13:08:57.591
32	3:03.056	+49.355	13:12:00.647
33	2:18.790	+5.089	13:14:19.437
34	2:21.817	+8.116	13:16:41.254
35	2:23.832	+10.131	13:19:05.086
36	2:23.249	+9.548	13:21:28.335
37	2:24.631	+10.930	13:23:52.966
38	2:21.555	+7.854	13:26:14.521
39	2:22.775	+9.074	13:28:37.296
40	2:26.760	+13.059	13:31:04.056
41	2:27.530	+13.829	13:33:31.586
42	2:53.525	+39.824	13:36:25.111
43	2:21.123	+7.422	13:38:46.234
44	2:23.053	+9.352	13:41:09.287
45	2:22.463	+8.762	13:43:31.750
46	2:22.792	+9.091	13:45:54.542
47	2:29.667	+15.966	13:48:24.209
48	2:24.478	+10.777	13:50:48.687
49	2:28.714	+15.013	13:53:17.401
50	2:33.023	+19.322	13:55:50.424

(87) SAURA RUIZ, CARLES ORIOL

Lap	Lap Tm	Diff	Time of Day
1	2:04.673		11:57:56.772
2	2:04.966	+0.293	12:00:01.738
3	2:04.983	+0.310	12:02:06.721
4	3:58.932	+1:54.259	12:06:05.653

Lap	Lap Tm	Diff	Time of Day
5	2:21.036	+16.363	12:08:26.689
6	2:09.698	+5.025	12:10:36.387
7	22:48.557	+20:43.884	12:33:24.944
8	2:07.455	+2.782	12:35:32.399
9	2:12.369	+7.696	12:37:44.768
10	7:10.064	+5:05.391	12:44:54.832
11	2:15.691	+11.018	12:47:10.523
12	2:19.022	+14.349	12:49:29.545
13	2:26.583	+21.910	12:51:56.128
14	21:40.210	+19:35.537	13:13:36.338
15	2:12.610	+7.937	13:15:48.948
16	2:12.232	+7.559	13:18:01.180
17	2:16.128	+11.455	13:20:17.308
18	2:15.172	+10.499	13:22:32.480
19	2:17.984	+13.311	13:24:50.464
20	2:16.900	+12.227	13:27:07.364
21	2:20.529	+15.856	13:29:27.893
22	2:16.070	+11.397	13:31:43.963
23	2:17.330	+12.657	13:34:01.293
24	2:13.294	+8.621	13:36:14.587
25	2:15.198	+10.525	13:38:29.785
26	2:15.366	+10.693	13:40:45.151
27	2:16.455	+11.782	13:43:01.606
28	2:23.315	+18.642	13:45:24.921
29	2:23.530	+18.857	13:47:48.451
30	2:21.750	+17.077	13:50:10.201
31	2:28.548	+23.875	13:52:38.749
32	2:23.230	+18.557	13:55:01.979

(37) POYATOS MOLINA, ISAAC

Lap	Lap Tm	Diff	Time of Day
1	1:57.910	+0.454	11:57:45.079
2	1:57.456		11:59:42.535
3	1:59.312	+1.856	12:01:41.847
4	2:00.814	+3.358	12:03:42.661
5	2:00.476	+3.020	12:05:43.137
6	2:00.601	+3.145	12:07:43.738
7	2:03.332	+5.876	12:09:47.070
8	2:01.149	+3.693	12:11:48.219
9	2:01.509	+4.053	12:13:49.728
10	2:01.635	+4.179	12:15:51.363
11	2:03.891	+6.435	12:17:55.254
12	2:01.805	+4.349	12:19:57.059
13	2:02.920	+5.464	12:21:59.979
14	2:01.393	+3.937	12:24:01.372
15	2:00.989	+3.533	12:26:02.361
16	2:02.907	+5.451	12:28:05.268
17	2:01.938	+4.482	12:30:07.206
18	2:00.191	+2.735	12:32:07.397
19	2:01.173	+3.717	12:34:08.570
20	2:03.285	+5.829	12:36:11.855
21	2:00.564	+3.108	12:38:12.419
22	2:02.199	+4.743	12:40:14.618
23	2:03.094	+5.638	12:42:17.712
24	1:59.789	+2.333	12:44:17.501
25	2:03.419	+5.963	12:46:20.920
26	2:02.227	+4.771	12:48:23.147
27	2:01.900	+4.444	12:50:25.047
28	2:00.128	+2.672	12:52:25.175
29	2:01.901	+4.445	12:54:27.076
30	2:00.007	+2.551	12:56:27.083
31	1:59.881	+2.425	12:58:26.964
32	2:06.304	+8.848	13:00:33.268
33	2:01.219	+3.763	13:02:34.487
34	3:53.132	+1:55.676	13:06:27.619
35	1:59.208	+1.752	13:08:26.827
36	1:59.797	+2.341	13:10:26.624

Cap de cronometratge / Director de Cursa / President del Jurat

Orbits



# Trofeu Català de Quads - Masllorenç

QUADS Circuit de Masllorenç 2,000 km

Carrera 04/03/2018 11:54

Cursa (2:00:00 Temps) started at 11:53:40

Lap	Lap Tm	Diff	Time of Day
37	2:01.622	+4.166	13:12:28.246
38	2:00.505	+3.049	13:14:28.751
39	2:01.096	+3.640	13:16:29.847
40	2:01.748	+4.292	13:18:31.595
41	2:01.904	+4.448	13:20:33.499
42	2:02.396	+4.940	13:22:35.895
43	2:00.756	+3.300	13:24:36.651
44	2:01.427	+3.971	13:26:38.078
45	2:00.587	+3.131	13:28:38.665
46	2:02.133	+4.677	13:30:40.798
47	2:03.543	+6.087	13:32:44.341
48	2:02.644	+5.188	13:34:46.985
49	2:09.394	+11.938	13:36:56.379
50	2:06.128	+8.672	13:39:02.507
51	2:03.252	+5.796	13:41:05.759
52	2:05.720	+8.264	13:43:11.479
53	2:13.772	+16.316	13:45:25.251
54	2:15.702	+18.246	13:47:40.953

(27) REAL VICENTE, MANUEL

Lap	Lap Tm	Diff	Time of Day
1	2:15.760	+11.222	11:57:59.317
2	2:04.732	+0.194	12:00:04.049
3	2:04.538		12:02:08.587
4	2:07.207	+2.669	12:04:15.794
5	2:08.175	+3.637	12:06:23.969
6	2:09.310	+4.772	12:08:33.279
7	2:06.840	+2.302	12:10:40.119
8	2:06.534	+1.996	12:12:46.653
9	2:08.845	+4.307	12:14:55.498
10	2:10.445	+5.907	12:17:05.943
11	2:07.490	+2.952	12:19:13.433
12	2:10.081	+5.543	12:21:23.514
13	2:07.416	+2.878	12:23:30.930
14	2:07.756	+3.218	12:25:38.686
15	2:10.546	+6.008	12:27:49.232
16	2:09.384	+4.846	12:29:58.616
17	2:10.508	+5.970	12:32:09.124
18	2:10.095	+5.557	12:34:19.219
19	2:08.739	+4.201	12:36:27.958
20	2:08.878	+4.340	12:38:36.836
21	2:11.220	+6.682	12:40:48.056
22	2:13.785	+9.247	12:43:01.841
23	2:12.803	+8.265	12:45:14.644
24	5:00.539	+2:56.001	12:50:15.183
25	2:12.207	+7.669	12:52:27.390
26	2:12.148	+7.610	12:54:39.538
27	2:09.324	+4.786	12:56:48.862
28	2:09.744	+5.206	12:58:58.606
29	2:13.702	+9.164	13:01:12.308
30	2:15.892	+11.354	13:03:28.200
31	2:15.852	+11.314	13:05:44.052
32	2:12.958	+8.420	13:07:57.010
33	2:14.882	+10.344	13:10:11.892
34	2:19.684	+15.146	13:12:31.576
35	2:13.772	+9.234	13:14:45.348
36	2:12.724	+8.186	13:16:58.072
37	2:14.178	+9.640	13:19:12.250
38	2:16.854	+12.316	13:21:29.104
39	2:16.802	+12.264	13:23:45.906
40	2:15.387	+10.849	13:26:01.293
41	2:12.854	+8.316	13:28:14.147
42	2:13.865	+9.327	13:30:28.012
43	2:15.779	+11.241	13:32:43.791
44	2:16.443	+11.905	13:35:00.234
45	2:15.436	+10.898	13:37:15.670

Lap	Lap Tm	Diff	Time of Day
(19) ANTON APARICIO, ROBERTO			
1	1:56.160	+0.799	11:57:35.012
2	1:56.671	+1.310	11:59:31.683
3	1:56.838	+1.477	12:01:28.521
4	1:58.604	+3.243	12:03:27.125
5	1:56.823	+1.462	12:05:23.948
6	1:56.118	+0.757	12:07:20.066
7	1:56.900	+1.539	12:09:16.966
8	1:56.574	+1.213	12:11:13.540
9	1:56.310	+0.949	12:13:09.850
10	1:57.000	+1.639	12:15:06.850
11	1:57.548	+2.187	12:17:04.398
12	1:58.360	+2.999	12:19:02.758
13	1:58.060	+2.699	12:21:00.818
14	1:58.115	+2.754	12:22:58.933
15	1:57.638	+2.277	12:24:56.571
16	1:55.361		12:26:51.932
17	1:57.998	+2.637	12:28:49.930
18	1:57.150	+1.789	12:30:47.080
19	1:57.300	+1.939	12:32:44.380
20	1:58.120	+2.759	12:34:42.500
21	1:59.781	+4.420	12:36:42.281
22	1:57.837	+2.476	12:38:40.118
23	1:59.326	+3.965	12:40:39.444
24	1:59.883	+4.522	12:42:39.327
25	2:00.938	+5.577	12:44:40.265
26	2:00.426	+5.065	12:46:40.691
27	2:01.847	+6.486	12:48:42.538
28	7:16.716	+5:21.355	12:55:59.254
29	1:58.935	+3.574	12:57:58.189
30	2:08.651	+13.290	13:00:06.840

(69) SOLVAS CECILIA, IVAN / THOMPSON FARLEY, ALEX

Lap	Lap Tm	Diff	Time of Day
1	2:00.396		11:57:39.043
2	2:00.646	+0.250	11:59:39.689
3	2:03.253	+2.857	12:01:42.942
4	2:03.216	+2.820	12:03:46.158
5	2:03.197	+2.801	12:05:49.355
6	2:06.154	+5.758	12:07:55.509
7	2:08.328	+7.932	12:10:03.837
8	2:08.090	+7.694	12:12:11.927
9	2:09.141	+8.745	12:14:21.068
10	2:07.533	+7.137	12:16:28.601
11	2:07.468	+7.072	12:18:36.069
12	2:07.480	+7.084	12:20:43.549
13	2:10.029	+9.633	12:22:53.578
14	2:09.417	+9.021	12:25:02.995
15	2:53.092	+52.696	12:27:56.087
16	6:55.511	+4:55.115	12:34:51.598
17	9:58.870	+7:58.474	12:44:50.468
18	3:30.365	+1:29.969	12:48:20.833

(15) BARJOLA MARTINEZ, PABLO / MARTINEZ GARCIA, SERG

Lap	Lap Tm	Diff	Time of Day
1	1:58.539		11:57:42.250
2	1:58.761	+0.222	11:59:41.011
3	1:59.483	+0.944	12:01:40.494
4	1:59.031	+0.492	12:03:39.525
5	2:07.429	+8.890	12:05:46.954
6	23:41.823	+21:43.284	12:29:28.777
7	2:00.799	+2.260	12:31:29.576
8	3:14.996	+1:16.457	12:34:44.572
9	2:08.114	+9.575	12:36:52.686
10	6:05.527	+4:06.988	12:42:58.213
11	3:27.127	+1:28.588	12:46:25.340
12	2:08.934	+10.395	12:48:34.274
13	2:07.024	+8.485	12:50:41.298

Cap de cronometratge / Director de Cursa / President del Jurat

Orbits

# Trofeu Català de Quads - Masllorenç

## Volta a volta

**QUADS**

Circuit de Masllorenç 2,000 km

**Carrera**

04/03/2018 11:54

**Cursa (2:00:00 Temps) started at 11:53:40**

### Competidors

### Voltes

OBRADO MITJANS, FRANCESC XAVIER / VILA VAQUES, DANIEL (94)

	0	1	2	3	4	5	6	7	8	9	10	11	12	13	14
1	94	94	94	94	94	94	94	94	94	94	94	94	94	94	94
2	98	13	13	13	13	13	13	13	13	13	13	13	13	13	13
3	13	98	98	98	98	98	98	98	98	98	98	98	98	98	98
4	18	18	18	18	18	18	18	18	18	18	18	18	18	18	18
5	25	25	25	25	25	25	25	25	51	51	51	51	51	51	51
6	51	109	109	109	109	109	51	51	25	25	25	35	35	35	35
7	35	4	51	51	51	51	109	35	35	35	35	25	19	19	19
8	109	51	4	4	4	35	35	109	19	19	19	19	25	25	25
9	4	35	35	35	35	19	19	19	109	109	109	109	109	109	109
10	69	19	19	19	19	4	49	49	49	4	4	4	4	4	4
11	19	49	49	49	49	49	4	4	4	37	37	41	41	41	41
12	41	69	69	15	15	37	37	37	37	41	41	37	37	37	37
13	49	41	41	37	37	15	41	41	41	44	44	44	44	44	44
14	44	15	15	69	69	69	44	44	44	69	69	69	69	69	69
15	27	44	37	41	41	41	69	69	69	12	27	27	111	111	111
16	15	37	44	44	44	44	10	10	12	27	10	111	27	27	27
17	111	111	111	111	111	10	111	111	111	10	111	10	10	12	12
18	22	304	304	10	10	111	78	78	27	111	304	304	12	304	304
19	37	10	10	304	304	78	12	12	10	304	12	12	304	49	49
20	304	22	12	12	78	304	27	27	304	78	78	49	49	22	10
21	10	12	22	78	12	12	22	304	78	22	49	78	22	78	22
22	12	78	78	22	22	22	304	22	22	49	22	22	78	10	78
23	87	87	87	87	27	27	64	64	64	64	64	64	64	64	64
24	78	27	27	27	64	64	87	15	15	15	15	15	15	15	15
25	64	64	64	64	87	87	15	87	87	87	87	87	87	87	87

GAJON GARCIA, MARIO / ESPEJO REVES, ALEX (98)

DIAZ GOMEZ, KILLIAN / TORRES SOLER, ANTHONY (13)

MARIN LOPEZ, PEDRO ANTONIO / MORENO MASTELL, MARC (18)

FRANCISCO PEREA, DANIEL / CIURANA GAROLERA, JESUS (25)

CASANOVA TALLADA, GERARD / CANUDAS SANTEULARIA, JOSEP (51)

VERA RICO, TONI / PINTILIE, ION (35)

RODRIGUEZ OLIVARES, XAVIER / BOVE PERUCHO, ALEX (109)

PUIGDEVALL MAJO, EDUARD (4)

SOLVAS CECILIA, IVAN / THOMPSON FARLEY, ALEX (69)

ANTON APARICIO, ROBERTO (19)

POYATOS POZO, EDGAR (41)

VIVO VALLS, ALBERT / PEDERNERA, JULIAN (49)

BUJARALAZ PORTOLES, RUBEN (44)

REAL VICENTE, MANUEL (27)

BARJOLA MARTINEZ, PABLO / MARTINEZ GARCIA, SERGI (15)

VIDAL TRIAS, ROGER / FONTBERNAT MARTIN, JOAN (111)

LARA YAÑEZ, RICARDO / TORRES MAS, CARLOS (22)

POYATOS MOLINA, ISAAC (37)

SALVADOR SANZ, FCO. JAVIER / SALVADOR BERNAD, DAVID (304)

TREMPES CEBRIAN, RAFAEL / GOMEZ MESONES, DAVID (10)

SERRANO MARTI, JOEL / VILASECA RODRIGUEZ, EDGAR (12)

SAURA RUIZ, CARLES ORIOL (87)

CRUZ ZAMORA, EDUARD / LOPEZ ZAFRA, MANUEL (78)

BOSCH MITJAVILA, DAVID / GISPERS PERICAS, JOSE (64)

# Trofeu Català de Quads - Masllorenç

## Volta a volta


QUADS

Circuit de Masllorenç 2,000 km

Carrera

04/03/2018 11:54

Cursa (2:00:00 Temps) started at 11:53:40



Competidors

- OBRADO MITJANS, FRANCESC XAVIER / VILA VAQUES, DANIEL (94)
- GAJON GARCIA, MARIO / ESPEJO REVES, ALEX (98)
- DIAZ GOMEZ, KILLIAN / TORRES SOLER, ANTHONY (13)
- MARIN LOPEZ, PEDRO ANTONIO / MORENO MASTELL, MARC (18)
- FRANCISCO PEREA, DANIEL / CIURANA GAROLERA, JESUS (25)
- CASANOVA TALLADA, GERARD / CANUDAS SANTEULARIA, JOSEP (51)
- VERA RICO, TONI / PINTILIE, ION (35)
- RODRIGUEZ OLIVARES, XAVIER / BOVE PERUCHO, ALEX (109)
- PUIGDEVALL MAJO, EDUARD (4)
- SOLVAS CECILIA, IVAN / THOMPSON FARLEY, ALEX (69)
- ANTON APARICIO, ROBERTO (19)
- POYATOS POZO, EDGAR (41)
- VIVO VALLS, ALBERT / PEDERNERA, JULIAN (49)
- BUJARALÓZ PORTOLES, RUBEN (44)
- REAL VICENTE, MANUEL (27)
- BARJOLA MARTINEZ, PABLO / MARTINEZ GARCIA, SERGI (15)
- VIDAL TRIAS, ROGER / FONTBERNAT MARTIN, JOAN (111)
- LARA YAÑEZ, RICARDO / TORRES MAS, CARLOS (22)
- POYATOS MOLINA, ISAAC (37)
- SALVADOR SANZ, FCO. JAVIER / SALVADOR BERNAD, DAVID (304)
- TREMPES CEBRIAN, RAFAEL / GOMEZ MESONES, DAVID (10)
- SERRANO MARTI, JOEL / VILASECA RODRIGUEZ, EDGAR (12)
- SAURA RUIZ, CARLES ORIOL (87)
- CRUZ ZAMORA, EDUARD / LOPEZ ZAFRA, MANUEL (78)
- BOSCH MITJAVILA, DAVID / GISPert PERICAS, JOSE (64)

Voltes

	15	16	17	18	19	20	21	22	23	24	25	26	27	28	29
1	94	94	94	94	94	94	94	94	94	94	94	94	94	94	94
2	13	13	13	13	13	13	13	13	13	13	13	13	13	13	13
3	98	98	98	98	98	98	98	98	98	98	98	98	98	98	98
4	51	51	19	19	19	19	19	19	19	19	19	19	19	35	35
5	19	19	51	51	51	51	18	18	18	18	18	18	18	51	51
6	18	18	18	18	18	18	35	35	35	35	35	35	35	18	18
7	25	35	35	35	35	35	51	51	51	51	51	51	51	25	25
8	35	25	25	25	25	25	25	25	25	25	25	25	25	109	109
9	109	4	4	4	4	109	109	109	109	109	109	109	109	37	37
10	4	41	41	109	109	4	4	4	4	4	4	4	4	4	4
11	41	37	109	41	41	41	41	41	37	37	37	37	37	41	41
12	37	109	37	37	37	37	37	37	41	41	41	41	41	44	44
13	44	44	44	44	44	44	44	44	44	44	44	44	44	19	19
14	27	27	12	12	12	27	27	27	27	12	12	12	12	12	49
15	69	12	27	27	27	12	12	12	12	10	304	49	49	49	12
16	12	111	304	304	49	10	10	10	10	111	49	10	10	10	304
17	304	304	49	49	10	111	111	304	111	304	10	304	304	304	10
18	111	49	10	10	111	304	304	111	304	49	111	111	111	111	111
19	49	10	111	111	304	22	49	49	49	22	22	78	78	78	78
20	10	78	78	22	22	78	78	78	78	78	78	22	22	22	22
21	78	22	22	78	78	49	22	22	22	27	27	27	27	27	27
22	22	64	64	64	64	64	64	64	64	64	64	64	64	64	64
23	64	69	69	69	87	87	87	87	87	87	87	87	87	87	87
24	15	15	15	15											
25	87	87	87	87											



# Trofeu Català de Quads - Masllorenç

## Volta a volta


QUADS

Circuit de Masllorenç 2,000 km

Carrera

04/03/2018 11:54

Cursa (2:00:00 Temps) started at 11:53:40



### Competidors

### Voltes

- OBRADO MITJANS, FRANCESC XAVIER / VILA VAQUES, DANIEL (94)
- GAJON GARCIA, MARIO / ESPEJO REVES, ALEX (98)
- DIAZ GOMEZ, KILLIAN / TORRES SOLER, ANTHONY (13)
- MARIN LOPEZ, PEDRO ANTONIO / MORENO MASTELL, MARC (18)
- FRANCISCO PEREA, DANIEL / CIURANA GAROLERA, JESUS (25)
- CASANOVA TALLADA, GERARD / CANUDAS SANTEULARIA, JOSEP (51)
- VERA RICO, TONI / PINTILIE, ION (35)
- RODRIGUEZ OLIVARES, XAVIER / BOVE PERUCHO, ALEX (109)
- PUIGDEVALL MAJO, EDUARD (4)
- SOLVAS CECILIA, IVAN / THOMPSON FARLEY, ALEX (69)
- ANTON APARICIO, ROBERTO (19)
- POYATOS POZO, EDGAR (41)
- VIVO VALLS, ALBERT / PEDERNERA, JULIAN (49)
- BUJARALÓZ PORTOLES, RUBEN (44)
- REAL VICENTE, MANUEL (27)
- BARJOLA MARTINEZ, PABLO / MARTINEZ GARCIA, SERGI (15)
- VIDAL TRIAS, ROGER / FONTBERNAT MARTIN, JOAN (111)
- LARA YAÑEZ, RICARDO / TORRES MAS, CARLOS (22)
- POYATOS MOLINA, ISAAC (37)
- SALVADOR SANZ, FCO. JAVIER / SALVADOR BERNAD, DAVID (304)
- TREMPES CEBRIAN, RAFAEL / GOMEZ MESONES, DAVID (10)
- SERRANO MARTI, JOEL / VILASECA RODRIGUEZ, EDGAR (12)
- SAURA RUIZ, CARLES ORIOL (87)
- CRUZ ZAMORA, EDUARD / LOPEZ ZAFRA, MANUEL (78)
- BOSCH MITJAVILA, DAVID / GISPERS PERICAS, JOSE (64)

	30	31	32	33	34	35	36	37	38	39	40	41	42	43	44
1	94	94	94	94	94	94	94	94	94	94	94	94	94	94	94
2	13	13	13	13	13	13	13	13	13	13	13	13	13	13	13
3	98	98	98	98	98	98	98	98	98	98	98	98	98	98	98
4	51	51	51	51	51	51	18	18	18	18	18	18	18	35	35
5	18	18	18	18	18	18	35	35	35	35	35	35	35	109	51
6	35	35	35	35	35	35	109	109	109	109	109	109	109	51	109
7	25	25	109	109	109	109	51	51	51	51	51	51	51	18	18
8	109	109	25	25	25	25	25	25	25	25	25	25	25	25	25
9	37	37	37	37	4	4	4	4	4	4	4	37	37	37	37
10	4	4	4	4	37	37	37	37	37	37	4	4	4	4	4
11	41	44	41	41	41	41	41	41	41	41	41	41	41	41	41
12	44	41	49	49	49	44	44	44	44	44	44	44	44	44	44
13	19	49	44	44	44	12	12	12	12	12	12	12	12	12	12
14	49	12	12	12	12	111	111	111	111	111	111	111	111	111	111
15	12	304	111	111	111	10	10	10	10	10	10	10	10	10	10
16	304	10	10	304	304	304	304	304	304	304	304	304	304	304	304
17	10	111	304	10	10	78	78	27	22	22	22	78	78	78	78
18	111	78	22	22	22	49	27	22	27	78	78	22	22	22	22
19	78	22	78	78	78	27	49	49	78	27	27	27	27	27	27
20	22	27	27	27	27	22	22	78	49	49	49	49	49	49	49
21	27	64	64	64	64	64	64	64	64	64	64	64	64	64	64
22	64	87	87												
23	87														
24															
25															

# Trofeu Català de Quads - Masllorenç

## Volta a volta

**QUADS** **Circuit de Masllorenç 2,000 km**  
**Carrera** **04/03/2018 11:54**  
**Cursa (2:00:00 Temps) started at 11:53:40**

### Competidors

### Voltes

Competidor	45	46	47	48	49	50	51	52	53	54	55	56	57	58	59
OBRADO MITJANS, FRANCESC XAVIER / VILA VAQUES, DANIEL (94)	1	94	94	94	94	94	94	94	94	94	94	94	94	94	94
GAJON GARCIA, MARIO / ESPEJO REVES, ALEX (98)	2	13	13	13	13	13	13	13	13	13	13	13	13	13	13
DIAZ GOMEZ, KILLIAN / TORRES SOLER, ANTHONY (13)	3	98	98	98	98	98	98	98	98	98	98	98	98	98	98
MARIN LOPEZ, PEDRO ANTONIO / MORENO MASTELL, MARC (18)	4	35	51	51	51	51	51	51	51	51	51	51	51	51	51
FRANCISCO PEREA, DANIEL / CIURANA GAROLERA, JESUS (25)	5	51	35	35	35	35	35	35	35	35	35	35	35	35	35
CASANOVA TALLADA, GERARD / CANUDAS SANTEULARIA, JOSEP (51)	6	18	18	18	18	109	109	109	109	109	109	109	109	109	109
VERA RICO, TONI / PINTILIE, ION (35)	7	109	109	109	109	109	18	18	18	18	18	18	18	18	18
RODRIGUEZ OLIVARES, XAVIER / BOVE PERUCHO, ALEX (109)	8	25	25	25	25	25	25	25	25	25	25	25	25	25	25
PUIGDEVALL MAJO, EDUARD (4)	9	37	37	37	37	37	37	37	37	37	41	41	41	41	41
SOLVAS CECILIA, IVAN / THOMPSON FARLEY, ALEX (69)	10	4	41	41	41	41	41	41	41	41	41	44	44	44	44
ANTON APARICIO, ROBERTO (19)	11	41	44	44	44	44	44	44	44	44	4	4	4	4	4
POYATOS POZO, EDGAR (41)	12	44	4	4	4	4	4	4	4	4	4	4	12	12	12
VIVO VALLS, ALBERT / PEDERNERA, JULIAN (49)	13	12	12	12	12	12	12	12	12	12	12	12	111	111	111
BUJARALAZ PORTOLES, RUBEN (44)	14	111	111	111	111	111	111	111	111	111	111	111	111	111	111
REAL VICENTE, MANUEL (27)	15	10	10	10	10	10	10	10	10	10	10	10	10	10	10
BARJOLA MARTINEZ, PABLO / MARTINEZ GARCIA, SERGI (15)	16	304	304	304	49	49	304	304	304	304	304	304	304	304	304
VIDAL TRIAS, ROGER / FONTBERNAT MARTIN, JOAN (111)	17	78	78	49	304	304	49	49	49	49	49	49	49	49	49
LARA YAÑEZ, RICARDO / TORRES MAS, CARLOS (22)	18	22	49	22	22	22	22	22	22	22	22	22	22	22	22
POYATOS MOLINA, ISAAC (37)	19	27	22	78	78	78	78	78	78	78	78	78	78	78	78
SALVADOR SANZ, FCO. JAVIER / SALVADOR BERNAD, DAVID (304)	20	49	64	64	64	64	64	64	64	64	64	64	64	64	64
TREMPES CEBRIAN, RAFAEL / GOMEZ MESONES, DAVID (10)	21	64	64	64	64	64	64	64	64	64	64	64	64	64	64
SERRANO MARTI, JOEL / VILASECA RODRIGUEZ, EDGAR (12)	22														
SAURA RUIZ, CARLES ORIOL (87)	23														
CRUZ ZAMORA, EDUARD / LOPEZ ZAFRA, MANUEL (78)	24														
BOSCH MITJAVILA, DAVID / GISPert PERICAS, JOSE (64)	25														


# Trofeu Català de Quads - Masllorenç

## Volta a volta

**QUADS** Circuit de Masllorenç 2,000 km

**Carrera** 04/03/2018 11:54

**Cursa (2:00:00 Temps) started at 11:53:40**



### Competidors

- OBRADO MITJANS, FRANCESC XAVIER / VILA VAQUES, DANIEL (94)
- GAJON GARCIA, MARIO / ESPEJO REVES, ALEX (98)
- DIAZ GOMEZ, KILLIAN / TORRES SOLER, ANTHONY (13)
- MARIN LOPEZ, PEDRO ANTONIO / MORENO MASTELL, MARC (18)
- FRANCISCO PEREA, DANIEL / CIURANA GAROLERA, JESUS (25)
- CASANOVA TALLADA, GERARD / CANUDAS SANTEULARIA, JOSEP (51)
- VERA RICO, TONI / PINTILIE, ION (35)
- RODRIGUEZ OLIVARES, XAVIER / BOVE PERUCHO, ALEX (109)
- PUIGDEVALL MAJO, EDUARD (4)
- SOLVAS CECILIA, IVAN / THOMPSON FARLEY, ALEX (69)
- ANTON APARICIO, ROBERTO (19)
- POYATOS POZO, EDGAR (41)
- VIVO VALLS, ALBERT / PEDERNERA, JULIAN (49)
- BUJARALAZ PORTOLES, RUBEN (44)
- REAL VICENTE, MANUEL (27)
- BARJOLA MARTINEZ, PABLO / MARTINEZ GARCIA, SERGI (15)
- VIDAL TRIAS, ROGER / FONTBERNAT MARTIN, JOAN (111)
- LARA YAÑEZ, RICARDO / TORRES MAS, CARLOS (22)
- POYATOS MOLINA, ISAAC (37)
- SALVADOR SANZ, FCO. JAVIER / SALVADOR BERNAD, DAVID (304)
- TREMPES CEBRIAN, RAFAEL / GOMEZ MESONES, DAVID (10)
- SERRANO MARTI, JOEL / VILASECA RODRIGUEZ, EDGAR (12)
- SAURA RUIZ, CARLES ORIOL (87)
- CRUZ ZAMORA, EDUARD / LOPEZ ZAFRA, MANUEL (78)
- BOSCH MITJAVILA, DAVID / GISPert PERICAS, JOSE (64)

### Voltes

	60	61	62	63
1	94	94	94	94
2	13	13	13	
3	98	98		
4	51			
5	35			
6				
7				
8				
9				
10				
11				
12				
13				
14				
15				
16				
17				
18				
19				
20				
21				
22				
23				
24				
25				



# Trofeu Català de Quads - Masllorenç

Q1-Q2 Circuit de Masllorenç 2,000 km

Carrera 04/03/2018 11:54

Results of lap: 14

Posició	Nº	Nom	Voltes	Total Ts	Dif	Diferència classe
1	94	OBRADO MITJANS, FRANCESC XAVIER / VILA VAQUES, DANIEL	14	27:09.540		Q1
2	13	DIAZ GOMEZ, KILLIAN / TORRES SOLER, ANTHONY	14	28:17.250	1:07.710	1:07.710 Q1
3	98	GAJON GARCIA, MARIO / ESPEJO REVES, ALEX	14	28:44.765	1:35.225	27.515 Q1
4	18	MARIN LOPEZ, PEDRO ANTONIO / MORENO MASTELL, MARC	14	28:52.689	1:43.149	7.924 Q2
5	51	CASANOVA TALLADA, GERARD / CANUDAS SANTEULARIA, JOSEP	13	27:16.292	1 Volta	1 Volta Q1
6	35	VERA RICO, TONI / PINTILIE, ION	13	27:17.275	1 Volta	0.983 Q1
7	19	ANTON APARICIO, ROBERTO	13	27:20.232	1 Volta	2.957 Q1
8	25	FRANCISCO PEREA, DANIEL / CIURANA GAROLERA, JESUS	13	27:25.174	1 Volta	4.942 Q2
9	109	RODRIGUEZ OLIVARES, XAVIER / BOVE PERUCHO, ALEX	13	27:39.291	1 Volta	14.117 Q1
10	4	PUIGDEVALL MAJO, EDUARD	13	27:54.345	1 Volta	15.054 Q1
11	41	POYATOS POZO, EDGAR	13	28:11.769	1 Volta	17.424 Q2
12	37	POYATOS MOLINA, ISAAC	13	28:19.393	1 Volta	7.624 Q1
13	44	BUJARALOEZ PORTOLES, RUBEN	13	28:32.608	1 Volta	13.215 Q1
14	69	SOLVAS CECILIA, IVAN / THOMPSON FARLEY, ALEX	13	29:12.992	1 Volta	40.384 Q1
15	111	VIDAL TRIAS, ROGER / FONTBERNAT MARTIN, JOAN	12	27:38.609	2 Voltes	1 Volta Q2
16	27	REAL VICENTE, MANUEL	12	27:42.928	2 Voltes	4.319 Q2
17	10	TREMPES CEBRIAN, RAFAEL / GOMEZ MESONES, DAVID	12	27:50.304	2 Voltes	7.376 Q2
18	12	SERRANO MARTI, JOEL / VILASECA RODRIGUEZ, EDGAR	12	27:59.446	2 Voltes	9.142 Q2
19	304	SALVADOR SANZ, FCO. JAVIER / SALVADOR BERNAD, DAVID	12	28:00.235	2 Voltes	0.789 Q2
20	49	VIVO VALLS, ALBERT / PEDERNERA, JULIAN	12	28:03.193	2 Voltes	2.958 Q1
21	22	LARA YAÑEZ, RICARDO / TORRES MAS, CARLOS	12	28:20.396	2 Voltes	17.203 Q2
22	78	CRUZ ZAMORA, EDUARD / LOPEZ ZAFRA, MANUEL	12	28:22.689	2 Voltes	2.293 Q2
23	64	BOSCH MITJAVILA, DAVID / GISPERS PERICAS, JOSE	11	27:45.797	3 Voltes	1 Volta Q2
24	87	SAURA RUIZ, CARLES ORIOL	6	16:55.801	8 Voltes	5 Voltes Q2
25	15	BARJOLA MARTINEZ, PABLO / MARTINEZ GARCIA, SERGI	5	12:06.368	9 Voltes	1 Volta Q2

Marge de victòria	Velocitat mitja	Millor temps de volta	Millor vel.	Millor volta per
1:24.776	62,360	1:47.140	67,202	94 - OBRADO MITJANS, FRANCE

Cap de cronometratge / Director de Cursa / President del Jurat

Orbits

# Trofeu Català de Quads - Masllorenç

Q1-Q2 Circuit de Masllorenç 2,000 km  
 Carrera 04/03/2018 11:54

## Results of lap: 30

Posició	Nº	Nom	Voltes	Total Ts	Dif	Diferència	classe
1	94	OBRADO MITJANS, FRANCESC XAVIER / VILA VAQUES, DANIEL	30	56:29.250			Q1
2	13	DIAZ GOMEZ, KILLIAN / TORRES SOLER, ANTHONY	29	57:53.015	1 Volta	1 Volta	Q1
3	98	GAJON GARCIA, MARIO / ESPEJO REVES, ALEX	29	58:06.613	1 Volta	13.598	Q1
4	35	VERA RICO, TONI / PINTILIE , ION	28	57:23.419	2 Voltes	1 Volta	Q1
5	51	CASANOVA TALLADA, GERARD / CANUDAS SANTEULARIA, JOSEP	28	57:25.347	2 Voltes	1.928	Q1
6	18	MARIN LOPEZ, PEDRO ANTONIO / MORENO MASTELL, MARC	28	57:48.395	2 Voltes	23.048	Q2
7	25	FRANCISCO PEREA, DANIEL / CIURANA GAROLERA, JESUS	28	57:58.182	2 Voltes	9.787	Q2
8	109	RODRIGUEZ OLIVARES, XAVIER / BOVE PERUCHO, ALEX	28	57:59.978	2 Voltes	1.796	Q1
9	19	ANTON APARICIO, ROBERTO	27	55:01.952	3 Voltes	1 Volta	Q1
10	4	PUIGDEVALL MAJO, EDUARD	27	56:43.941	3 Voltes	1:41.989	Q1
11	37	POYATOS MOLINA, ISAAC	27	56:44.461	3 Voltes	0.520	Q1
12	41	POYATOS POZO, EDGAR	27	56:53.730	3 Voltes	9.269	Q2
13	44	BUJARALOEZ PORTOLES, RUBEN	27	57:31.243	3 Voltes	37.513	Q1
14	12	SERRANO MARTI, JOEL / VILASECA RODRIGUEZ, EDGAR	26	58:02.000	4 Voltes	1 Volta	Q2
15	304	SALVADOR SANZ, FCO. JAVIER / SALVADOR BERNAD, DAVID	25	56:31.528	5 Voltes	1 Volta	Q2
16	49	VIVO VALLS, ALBERT / PEDERNEIRA , JULIAN	25	56:33.038	5 Voltes	1.510	Q1
17	10	TREMPS CEBRIAN, RAFAEL / GOMEZ MESONES, DAVID	25	56:48.157	5 Voltes	15.119	Q2
18	111	VIDAL TRIAS, ROGER / FONTBERNAT MARTIN, JOAN	25	57:12.178	5 Voltes	24.021	Q2
19	22	LARA YAÑEZ, RICARDO / TORRES MAS, CARLOS	25	57:22.896	5 Voltes	10.718	Q2
20	78	CRUZ ZAMORA, EDUARD / LOPEZ ZAFRA, MANUEL	25	57:23.900	5 Voltes	1.004	Q2
21	27	REAL VICENTE, MANUEL	24	56:34.597	6 Voltes	1 Volta	Q2
22	64	BOSCH MITJAVILA, DAVID / GISPERS PERICAS, JOSE	24	58:16.270	6 Voltes	1:41.673	Q2
23	69	SOLVAS CECILIA, IVAN / THOMPSON FARLEY, ALEX	18	54:40.247	12 Voltes	6 Voltes	Q1
24	15	BARJOLA MARTINEZ, PABLO / MARTINEZ GARCIA, SERGI	13	57:00.712	17 Voltes	5 Voltes	Q2
25	87	SAURA RUIZ, CARLES ORIOL	13	58:15.542	17 Voltes	1:14.830	Q2

Marge de victòria	Velocitat mitja	Millor temps de volta	Millor vel.	Millor volta per
1 Volta	63,787	1:47.140	67,202	94 - OBRADO MITJANS, FRANCE

Cap de cronometratge / Director de Cursa / President del Jurat

Orbits

# Trofeu Català de Quads - Masllorenç

**QUADS** **Circuit de Masllorenç 2,000 km**  
**Carrera** **04/03/2018 11:54**

Results of lap: 46

Posició	Nº	Nom	Voltes	Total Ts	Dif	Diferència	classe
1	94	OBRADO MITJANS, FRANCESC XAVIER / VILA VAQUES, DANIEL	46	1:27:06.560			Q1
2	13	DIAZ GOMEZ, KILLIAN / TORRES SOLER, ANTHONY	45	1:28:17.281	1 Volta	1 Volta	Q1
3	98	GAJON GARCIA, MARIO / ESPEJO REVES, ALEX	44	1:28:18.087	2 Voltes	1 Volta	Q1
4	35	VERA RICO, TONI / PINTILIE, ION	43	1:27:26.901	3 Voltes	1 Volta	Q1
5	109	RODRIGUEZ OLIVARES, XAVIER / BOVE PERUCHO, ALEX	43	1:27:43.045	3 Voltes	16.144	Q1
6	51	CASANOVA TALLADA, GERARD / CANUDAS SANTEULARIA, JOSEP	43	1:27:43.775	3 Voltes	0.730	Q1
7	18	MARIN LOPEZ, PEDRO ANTONIO / MORENO MASTELL, MARC	43	1:27:54.363	3 Voltes	10.588	Q2
8	25	FRANCISCO PEREA, DANIEL / CIURANA GAROLERA, JESUS	43	1:28:49.560	3 Voltes	55.197	Q2
9	37	POYATOS MOLINA, ISAAC	42	1:28:55.309	4 Voltes	1 Volta	Q1
10	4	PUIGDEVALL MAJO, EDUARD	41	1:27:10.995	5 Voltes	1 Volta	Q1
11	41	POYATOS POZO, EDGAR	41	1:27:53.129	5 Voltes	42.134	Q2
12	44	BUJARALOEZ PORTOLES, RUBEN	40	1:27:14.952	6 Voltes	1 Volta	Q1
13	12	SERRANO MARTI, JOEL / VILASECA RODRIGUEZ, EDGAR	40	1:28:38.795	6 Voltes	1:23.843	Q2
14	111	VIDAL TRIAS, ROGER / FONTBERNAT MARTIN, JOAN	40	1:29:10.651	6 Voltes	31.856	Q2
15	10	TREMPES CEBRIAN, RAFAEL / GOMEZ MESONES, DAVID	39	1:27:51.566	7 Voltes	1 Volta	Q2
16	304	SALVADOR SANZ, FCO. JAVIER / SALVADOR BERNAD, DAVID	39	1:28:32.698	7 Voltes	41.132	Q2
17	22	LARA YAÑEZ, RICARDO / TORRES MAS, CARLOS	38	1:27:45.807	8 Voltes	1 Volta	Q2
18	27	REAL VICENTE, MANUEL	38	1:27:48.518	8 Voltes	2.711	Q2
19	78	CRUZ ZAMORA, EDUARD / LOPEZ ZAFRA, MANUEL	38	1:27:56.082	8 Voltes	7.564	Q2
20	49	VIVO VALLS, ALBERT / PEDERNEIRA, JULIAN	38	1:28:10.267	8 Voltes	14.185	Q1
21	64	BOSCH MITJAVILA, DAVID / GISPert PERICAS, JOSE	36	1:27:47.749	10 Voltes	2 Voltes	Q2
22	69	SOLVAS CECILIA, IVAN / THOMPSON FARLEY, ALEX	18	54:40.247	28 Voltes	18 Voltes	Q1
23	15	BARJOLA MARTINEZ, PABLO / MARTINEZ GARCIA, SERGI	18	1:08:53.057	28 Voltes	14:12.810	Q2
24	87	SAURA RUIZ, CARLES ORIOL	18	1:28:51.894	28 Voltes	19:58.837	Q2
25	19	ANTON APARICIO, ROBERTO	30	1:06:26.254	27 Voltes	-22:25.640	Q1

Marge de victòria	Velocitat mitja	Millor temps de volta	Millor vel.	Millor volta per
2 Voltes	63,357	1:47.140	67,202	94 - OBRADO MITJANS, FRANCE

Cap de cronometratge / Director de Cursa / President del Jurat Orbits



**Trofeu Català de Quads - Masllorenç**
**Ordenat per la volta més ràpida**
**Q1-Q2**
**Circuit de Masllorenç 2,000 km**
**Entrenaments Qualificatius**
**04/03/2018 10:00**
**Classificació (45:00 Temps) started at 10:03:53**

Pos.	Núm.	Pilot	Millor Tm	Volta	Dif	2° Millor	Club	Categor
1	94	OBRADO MITJANS, FRANCESC XAVIER / VILA VAQUE	1:46.946	3		1:47.736	Mc Salomo / Mc Igualad.	Q1
2	13	DIAZ GOMEZ, KILLIAN / TORRES SOLER, ANTHONY	1:48.210	14	1.264	1:48.795	Mc Constantí / Esc. La S	Q1
3	19	ANTON APARICIO, ROBERTO	1:51.669	4	4.723	1:52.493	MC Vallisoletano	Q1
4	98	GAJON GARCIA, MARIO / ESPEJO REVES, ALEX	1:52.823	8	5.877	1:52.926	Mc. Zuera / Ce Almenar	Q1
5	15	BARJOLA MARTINEZ, PABLO / MARTINEZ GARCIA, SE	1:52.969	5	6.023	1:54.071	Mc Salomo / Mc Fonollos	Q2
6	69	SOLVAS CECILIA, IVAN / THOMPSON FARLEY, ALEX	1:53.087	10	6.141	1:53.854		Q1
7	25	FRANCISCO PEREA, DANIEL / CIURANA GAROLERA, .	1:53.301	14	6.355	1:53.946	Pm Figueres	Q2
8	18	MARIN LOPEZ, PEDRO ANTONIO / MORENO MASTEL	1:53.309	10	6.363	1:55.444	Pobla Mafumet / Mc Vila	Q2
9	49	VIVO VALLS, ALBERT / PEDERNERA, JULIAN	1:53.377	18	6.431	1:56.106	MC 3 Turons / Mc La Pot	Q1
10	51	CASANOVA TALLADA, GERARD / CANUDAS SANTEUL	1:53.420	7	6.474	1:53.977	Mc Foc i Fuego / Amv Tc	Q1
11	35	VERA RICO, TONI / PINTILIE, ION	1:53.473	11	6.527	1:54.518	Terré Almenar / Mc Salo	Q1
12	109	RODRIGUEZ OLIVARES, XAVIER / BOVE PERUCHO, A	1:54.516	15	7.570	1:54.564	Ausio Racing T. / Mc Ton	Q1
13	37	POYATOS MOLINA, ISAAC	1:55.746	3	8.800	1:56.810	Mc Constantí	Q1
14	4	PUIGDEVALL MAJO, EDUARD	1:56.224	14	9.278	1:58.941	Independiente	Q1
15	111	VIDAL TRIAS, ROGER / FONTBERNAT MARTIN, JOAN	1:57.227	11	10.281	1:59.056	Mc Rav Motor	Q2
16	44	BUJARALAZ PORTOLES, RUBEN	1:58.889	7	11.943	1:59.061	Terré Almenar	Q1
17	41	POYATOS POZO, EDGAR	1:59.087	10	12.141	1:59.287	Mc Constantí	Q2
18	27	REAL VICENTE, MANUEL	1:59.968	8	13.022	2:01.766	Pm. Oscense	Q2
19	12	SERRANO MARTI, JOEL / VILASECA RODRIGUEZ, EDI	2:02.639	8	15.693	2:03.766	Mc Foc i Fuego	Q2
20	10	TREMPES CEBRIAN, RAFAEL / GOMEZ MESONES, DAVI	2:02.931	3	15.985	2:03.711	M.C. Villanueva D.H. Rac	Q2
21	304	SALVADOR SANZ, FCO. JAVIER / SALVADOR BERNAD	2:03.143	2	16.197	2:03.703	Independiente	Q2
22	78	CRUZ ZAMORA, EDUARD / LOPEZ ZAFRA, MANUEL	2:03.150	12	16.204	2:03.913	Mc Salomo / Mc Constar	Q2
23	87	SAURA RUIZ, CARLES ORIO	2:05.618	8	18.672	2:05.967	Pobla Mafumet	Q2
24	22	LARA YAÑEZ, RICARDO / TORRES MAS, CARLOS	2:05.758	14	18.812	2:07.168	Mc MXPro	Q2
25	64	BOSCH MITJAVILA, DAVID / GISPert PERICAS, JOSE	2:10.625	4	23.679	2:12.709	Pobla Mafumet / Mc Tres	Q2

**Cap de cronometratge / Director de Cursa / President del Jurat**
**Orbits**

# Trofeu Català de Quads - Masllorenç

Q1-Q2

Circuit de Masllorenç 2,000 km

Entrenaments Qualificatius

04/03/2018 09:15

Classificació (45:00 Temps) started at 10:03:53

(94) OBRADO MITJANS, FRANCESC XAVIER / VILA VAQUES, I

Lap	Lap Tm	Diff	Time of Day
1			10:05:55.416
2	<b>1:47.838</b>	+0.892	10:07:43.254
3	<b>1:46.946</b>		10:09:30.200
4	<b>1:50.716</b>	+3.770	10:11:20.916
5	<b>1:56.539</b>	+9.593	10:13:17.455
6	<b>1:56.734</b>	+9.788	10:15:14.189
7	<b>7:29.205</b>	+5:42.259	10:22:43.394
8	<b>1:55.495</b>	+8.549	10:24:38.889
9	<b>1:47.813</b>	+0.867	10:26:26.702
10	<b>1:47.736</b>	+0.790	10:28:14.438
11	<b>1:52.739</b>	+5.793	10:30:07.177
12	<b>4:29.194</b>	+2:42.248	10:34:36.371
13	<b>1:59.773</b>	+12.827	10:36:36.144
14	<b>1:53.230</b>	+6.284	10:38:29.374
15	<b>1:51.648</b>	+4.702	10:40:21.022
16	<b>1:52.985</b>	+6.039	10:42:14.007
17	<b>1:52.279</b>	+5.333	10:44:06.286

(13) DIAZ GOMEZ, KILLIAN / TORRES SOLER, ANTHONY

Lap	Lap Tm	Diff	Time of Day
1			10:05:08.946
2	<b>2:13.959</b>	+25.749	10:07:22.905
3	<b>1:51.340</b>	+3.130	10:09:14.245
4	<b>1:53.402</b>	+5.192	10:11:07.647
5	<b>2:46.573</b>	+58.363	10:13:54.220
6	<b>2:16.010</b>	+27.800	10:16:10.230
7	<b>5:18.195</b>	+3:29.985	10:21:28.425
8	<b>1:50.455</b>	+2.245	10:23:18.880
9	<b>1:50.668</b>	+2.458	10:25:09.548
10	<b>1:50.109</b>	+1.899	10:26:59.657
11	<b>2:11.763</b>	+23.553	10:29:11.420
12	<b>3:00.527</b>	+1:12.317	10:32:11.947
13	<b>1:49.783</b>	+1.573	10:34:01.730
14	<b>1:48.210</b>		10:35:49.940
15	<b>2:15.756</b>	+27.546	10:38:05.696
16	<b>1:48.795</b>	+0.585	10:39:54.491
17	<b>2:01.824</b>	+13.614	10:41:56.315
18	<b>4:06.053</b>	+2:17.843	10:46:02.368
19	<b>1:49.343</b>	+1.133	10:47:51.711
20	<b>1:49.299</b>	+1.089	10:49:41.010
21	<b>2:55.594</b>	+1:07.384	10:52:36.604

(19) ANTON APARICIO, ROBERTO

Lap	Lap Tm	Diff	Time of Day
1			10:12:58.640
2	<b>2:22.011</b>	+30.342	10:15:20.651
3	<b>6:11.677</b>	+4:20.008	10:21:32.328
4	<b>1:51.669</b>		10:23:23.997
5	<b>1:52.657</b>	+0.988	10:25:16.654
6	<b>2:16.747</b>	+25.078	10:27:33.401
7	<b>2:40.950</b>	+49.281	10:30:14.351
8	<b>2:11.771</b>	+20.102	10:32:26.122
9	<b>5:41.820</b>	+3:50.151	10:38:07.942
10	<b>1:52.493</b>	+0.824	10:40:00.435
11	<b>2:47.617</b>	+55.948	10:42:48.052

(98) GAJON GARCIA, MARIO / ESPEJO REVES, ALEX

Lap	Lap Tm	Diff	Time of Day
1			10:06:49.800
2	<b>1:59.359</b>	+6.536	10:08:49.159
3	<b>1:56.190</b>	+3.367	10:10:45.349
4	<b>1:55.547</b>	+2.724	10:12:40.896
5	<b>1:59.233</b>	+6.410	10:14:40.129
6	<b>4:55.627</b>	+3:02.804	10:21:40.522
7	<b>1:55.788</b>	+2.965	10:23:36.310
8	<b>1:52.823</b>		10:25:29.133
9	<b>2:02.214</b>	+9.391	10:27:31.347

(15) BARJOLA MARTINEZ, PABLO / MARTINEZ GARCIA, SERG

Lap	Lap Tm	Diff	Time of Day
10	<b>3:54.680</b>	+2:01.857	10:31:26.027
11	<b>1:55.058</b>	+2.235	10:33:21.085
12	<b>1:55.898</b>	+3.075	10:35:16.983
13	<b>1:55.340</b>	+2.517	10:37:12.323
14	<b>2:26.822</b>	+33.999	10:39:39.145
15	<b>3:53.124</b>	+2:00.301	10:43:32.269
16	<b>1:54.967</b>	+2.144	10:45:27.236
17	<b>1:52.926</b>	+0.103	10:47:20.162
18	<b>1:55.853</b>	+3.030	10:49:16.015
19	<b>1:58.535</b>	+5.712	10:51:14.550

(15) BARJOLA MARTINEZ, PABLO / MARTINEZ GARCIA, SERG

Lap	Lap Tm	Diff	Time of Day
1			10:08:05.836
2	<b>4:16.024</b>	+2:23.055	10:12:21.860
3	<b>5:29.842</b>	+3:36.873	10:23:43.744
4	<b>4:07.944</b>	+2:14.975	10:27:51.688
5	<b>1:52.969</b>		10:29:44.657
6	<b>2:39.795</b>	+46.826	10:32:24.452
7	<b>10:08.293</b>	+8:15.324	10:42:32.745
8	<b>1:54.071</b>	+1.102	10:44:26.816
9	<b>4:21.958</b>	+2:28.989	10:48:48.774
10	<b>2:09.982</b>	+17.013	10:50:58.756

(69) SOLVAS CECILIA, IVAN / THOMPSON FARLEY, ALEX

Lap	Lap Tm	Diff	Time of Day
1			10:09:13.373
2	<b>1:56.905</b>	+3.818	10:11:10.278
3	<b>2:01.774</b>	+8.687	10:13:12.052
4	<b>5:38.539</b>	+3:45.452	10:23:05.098
5	<b>2:06.452</b>	+13.365	10:25:11.550
6	<b>2:04.769</b>	+11.682	10:27:16.319
7	<b>2:03.005</b>	+9.918	10:29:19.324
8	<b>2:09.867</b>	+16.780	10:31:29.191
9	<b>4:03.153</b>	+2:10.066	10:35:32.344
10	<b>1:53.087</b>		10:37:25.431
11	<b>1:53.854</b>	+0.767	10:39:19.285
12	<b>1:58.121</b>	+5.034	10:41:17.406
13	<b>5:08.710</b>	+3:15.623	10:46:26.116
14	<b>2:04.898</b>	+11.811	10:48:31.014
15	<b>2:03.025</b>	+9.938	10:50:34.039
16	<b>2:06.585</b>	+13.498	10:52:40.624

(25) FRANCISCO PEREA, DANIEL / CIURANA GAROLERA, JES

Lap	Lap Tm	Diff	Time of Day
1			10:07:05.447
2	<b>1:57.387</b>	+4.086	10:09:02.834
3	<b>1:56.771</b>	+3.470	10:10:59.605
4	<b>1:54.210</b>	+0.909	10:12:53.815
5	<b>2:23.706</b>	+30.405	10:15:17.521
6	<b>6:50.329</b>	+4:57.028	10:22:07.850
7	<b>1:56.631</b>	+3.330	10:24:04.481
8	<b>1:57.650</b>	+4.349	10:26:02.131
9	<b>1:54.327</b>	+1.026	10:27:56.458
10	<b>1:54.367</b>	+1.066	10:29:50.825
11	<b>1:53.946</b>	+0.645	10:31:44.771
12	<b>1:56.437</b>	+3.136	10:33:41.208
13	<b>2:50.004</b>	+56.703	10:36:31.212
14	<b>1:53.301</b>		10:38:24.513
15	<b>1:55.994</b>	+2.693	10:40:20.507
16	<b>1:57.202</b>	+3.901	10:42:17.709
17	<b>2:48.817</b>	+55.516	10:45:06.526
18	<b>2:04.034</b>	+10.733	10:47:10.560
19	<b>2:07.847</b>	+14.546	10:49:18.407

(18) MARIN LOPEZ, PEDRO ANTONIO / MORENO MASTELL, M

Lap	Lap Tm	Diff	Time of Day
1			10:12:43.403
2	<b>2:05.878</b>	+12.569	10:14:49.281
3	<b>7:46.913</b>	+5:53.604	10:24:41.830

(99) VIVO VALLS, ALBERT / PEDERNERA, JULIAN

Lap	Lap Tm	Diff	Time of Day
4	<b>1:57.703</b>	+4.394	10:26:39.533
5	<b>2:23.012</b>	+29.703	10:29:02.545
6	<b>1:55.818</b>	+2.509	10:30:58.363
7	<b>2:07.466</b>	+14.157	10:33:05.829
8	<b>3:17.723</b>	+1:24.414	10:36:23.552
9	<b>1:56.514</b>	+3.205	10:38:20.066
10	<b>1:53.309</b>		10:40:13.375
11	<b>1:55.444</b>	+2.135	10:42:08.819
12	<b>4:06.678</b>	+2:13.369	10:46:15.497
13	<b>2:08.164</b>	+14.855	10:48:23.661
14	<b>2:13.128</b>	+19.819	10:50:36.789
15	<b>2:00.417</b>	+7.108	10:52:37.206

(99) VIVO VALLS, ALBERT / PEDERNERA, JULIAN

Lap	Lap Tm	Diff	Time of Day
1			10:08:50.452
2	<b>1:57.051</b>	+3.674	10:10:47.503
3	<b>2:12.846</b>	+19.469	10:13:00.349
4	<b>2:25.617</b>	+32.240	10:15:25.966
5	<b>6:50.471</b>	+4:57.094	10:22:16.437
6	<b>1:56.106</b>	+2.729	10:24:12.543
7	<b>1:58.111</b>	+4.734	10:26:10.654
8	<b>2:07.333</b>	+13.956	10:28:17.987
9	<b>4:20.618</b>	+2:27.241	10:32:38.605
10	<b>1:56.137</b>	+2.760	10:34:34.742
11	<b>1:57.978</b>	+4.601	10:36:32.720
12	<b>2:20.652</b>	+27.275	10:38:53.372
13	<b>1:58.496</b>	+5.119	10:40:51.868
14	<b>2:37.664</b>	+44.287	10:43:29.532
15	<b>1:57.264</b>	+3.887	10:45:26.796
16	<b>2:43.452</b>	+50.075	10:48:10.248
17	<b>4:03.091</b>	+2:09.714	10:52:13.339
18	<b>1:53.377</b>		10:54:06.716

(51) CASANOVA TALLADA, GERARD / CANUDAS SANTEULARI, I

Lap	Lap Tm	Diff	Time of Day
1			10:06:59.435
2	<b>1:56.060</b>	+2.640	10:08:55.495
3	<b>1:54.306</b>	+0.886	10:10:49.801
4	<b>1:54.452</b>	+1.032	10:12:44.253
5	<b>1:57.754</b>	+4.334	10:14:42.007
6	<b>4:48.293</b>	+2:54.873	10:21:34.031
7	<b>1:53.420</b>		10:23:27.451
8	<b>1:54.169</b>	+0.749	10:25:21.620
9	<b>1:56.269</b>	+2.849	10:27:17.889
10	<b>2:18.018</b>	+24.598	10:29:35.907
11	<b>2:05.169</b>	+11.749	10:31:41.076
12	<b>1:53.977</b>	+0.557	10:33:35.053
13	<b>1:54.811</b>	+1.391	10:35:29.864
14	<b>2:22.217</b>	+28.797	10:37:52.081
15	<b>4:59.639</b>	+3:06.219	10:42:51.720
16	<b>1:54.426</b>	+1.006	10:44:46.146
17	<b>1:54.935</b>	+1.515	10:46:41.081
18	<b>1:55.493</b>	+2.073	10:48:36.574
19	<b>1:56.862</b>	+3.442	10:50:33.436
20	<b>2:27.224</b>	+33.804	10:53:00.660

(35) VERA RICO, TONI / PINTILIE, ION

Lap	Lap Tm	Diff	Time of Day
1			10:04:45.142
2	<b>1:59.367</b>	+5.894	10:06:44.509
3	<b>1:57.535</b>	+4.062	10:08:42.044
4	<b>2:29.752</b>	+36.279	10:11:11.796
5	<b>1:57.293</b>	+3.820	10:13:09.089
6	<b>3:13.937</b>	+1:20.464	10:22:21.671
7	<b>2:02.460</b>	+8.987	10:24:24.131
8	<b>1:54.518</b>	+1.045	10:26:18.649
9	<b>1:59.701</b>	+6.228	10:28:18.350
10	<b>2:18.734</b>	+25.261	10:30:37.084

Cap de cronometratge / Director de Cursa / President del Jurat

Orbits

# Trofeu Català de Quads - Masllorenç

Q1-Q2

Circuit de Masllorenç 2,000 km

Entrenaments Qualificatius

04/03/2018 09:15

Classificació (45:00 Temps) started at 10:03:53

Lap	Lap Tm	Diff	Time of Day
11	<b>1:53.473</b>		10:32:30.557
12	<b>2:04.165</b>	+10.692	10:34:34.722
13	<b>2:58.824</b>	+1:05.351	10:37:33.546
14	<b>1:56.477</b>	+3.004	10:39:30.023
15	<b>1:56.964</b>	+3.491	10:41:26.987
16	<b>1:56.411</b>	+2.938	10:43:23.398
17	<b>1:56.733</b>	+3.260	10:45:20.131
18	<b>2:42.128</b>	+48.655	10:48:02.259
19	<b>5:28.072</b>	+3:34.599	10:53:30.331

(109) RODRIGUEZ OLIVARES, XAVIER / BOVE PERUCHO, ALE

1			10:05:29.843
2	<b>1:58.061</b>	+3.545	10:07:27.904
3	<b>1:54.606</b>	+0.090	10:09:22.510
4	<b>1:55.505</b>	+0.989	10:11:18.015
5	<b>2:17.029</b>	+22.513	10:13:35.044
6	<b>1:56.149</b>	+1.633	10:15:31.193
7	<b>6:43.693</b>	+4:49.177	10:22:14.886
8	<b>2:00.845</b>	+6.329	10:24:15.731
9	<b>1:56.483</b>	+1.967	10:26:12.214
10	<b>1:56.174</b>	+1.658	10:28:08.388
11	<b>1:57.250</b>	+2.734	10:30:05.638
12	<b>1:58.222</b>	+3.706	10:32:03.860
13	<b>4:49.086</b>	+2:54.570	10:36:52.946
14	<b>1:55.512</b>	+0.996	10:38:48.458
15	<b>1:54.516</b>		10:40:42.974
16	<b>1:54.564</b>	+0.048	10:42:37.538
17	<b>2:14.328</b>	+19.812	10:44:51.866
18	<b>2:10.027</b>	+15.511	10:47:01.893
19	<b>2:51.272</b>	+56.756	10:49:53.165
20	<b>1:55.738</b>	+1.222	10:51:48.903
21	<b>1:58.873</b>	+4.357	10:53:47.776

(37) POYATOS MOLINA, ISAAC

1			10:14:46.744
2	<b>8:55.948</b>	+7:00.202	10:25:41.531
3	<b>1:55.746</b>		10:27:37.277
4	<b>1:56.810</b>	+1.064	10:29:34.087
5	<b>1:57.921</b>	+2.175	10:31:32.008
6	<b>1:58.940</b>	+3.194	10:33:30.948
7	<b>2:52.642</b>	+56.896	10:36:23.590
8	<b>10:13.551</b>	+8:17.805	10:46:37.141
9	<b>1:58.432</b>	+2.686	10:48:35.573
10	<b>2:00.443</b>	+4.697	10:50:36.016
11	<b>2:20.149</b>	+24.403	10:52:56.165

(4) PUIGDEVALL MAJO, EDUARD

1			10:08:31.122
2	<b>2:02.322</b>	+6.098	10:10:33.444
3	<b>1:58.941</b>	+2.717	10:12:32.385
4	<b>2:00.682</b>	+4.458	10:14:33.067
5	<b>7:32.875</b>	+5:36.651	10:24:10.268
6	<b>1:59.994</b>	+3.770	10:26:10.262
7	<b>2:02.243</b>	+6.019	10:28:12.505
8	<b>1:59.544</b>	+3.320	10:30:12.049
9	<b>2:02.362</b>	+6.138	10:32:14.411
10	<b>2:03.616</b>	+7.392	10:34:18.027
11	<b>2:01.742</b>	+5.518	10:36:19.769
12	<b>2:00.010</b>	+3.786	10:38:19.779
13	<b>13:01.912</b>	+11:05.688	10:51:21.691
14	<b>1:56.224</b>		10:53:17.915

(111) VIDAL TRIAS, ROGER / FONTBERNAT MARTIN, JOAN

1			10:06:41.012
2	<b>1:59.517</b>	+2.290	10:08:40.529
3	<b>1:59.443</b>	+2.216	10:10:39.972

Lap	Lap Tm	Diff	Time of Day
4	<b>2:45.820</b>	+48.593	10:13:25.792
5	<b>8:39.537</b>	+6:42.310	10:22:05.329
6	<b>2:01.948</b>	+4.721	10:24:07.277
7	<b>2:39.228</b>	+42.001	10:26:46.505
8	<b>2:01.721</b>	+4.494	10:28:48.226
9	<b>2:43.948</b>	+46.721	10:31:32.174
10	<b>3:13.396</b>	+1:16.169	10:34:45.570
11	<b>1:57.227</b>		10:36:42.797
12	<b>1:59.529</b>	+2.302	10:38:42.326
13	<b>3:01.179</b>	+1:03.952	10:41:43.505
14	<b>1:59.056</b>	+1.829	10:43:42.561
15	<b>3:40.678</b>	+1:43.451	10:47:23.239
16	<b>6:14.034</b>	+4:16.807	10:53:37.273

(44) BUJARALAZ PORTOLES, RUBEN

1			10:08:15.830
2	<b>2:03.402</b>	+4.513	10:10:19.232
3	<b>2:01.468</b>	+2.579	10:12:20.700
4	<b>2:03.615</b>	+4.726	10:14:24.315
5	<b>9:10.182</b>	+7:11.293	10:25:34.882
6	<b>1:59.061</b>	+0.172	10:27:33.943
7	<b>1:58.889</b>		10:29:32.832
8	<b>2:01.799</b>	+2.910	10:31:34.631
9	<b>15:19.107</b>	+13:20.218	10:46:53.738
10	<b>2:00.922</b>	+2.033	10:48:54.660
11	<b>2:02.274</b>	+3.385	10:50:56.934
12	<b>2:00.473</b>	+1.584	10:52:57.407

(41) POYATOS POZO, EDGAR

1			10:07:30.616
2	<b>2:02.678</b>	+3.591	10:09:33.294
3	<b>2:04.450</b>	+5.363	10:11:37.744
4	<b>14:08.552</b>	+12:09.465	10:25:46.296
5	<b>1:59.287</b>	+0.200	10:27:45.583
6	<b>2:00.057</b>	+0.970	10:29:45.640
7	<b>2:00.749</b>	+1.662	10:31:46.389
8	<b>2:28.579</b>	+29.492	10:34:14.968
9	<b>17:49.629</b>	+15:50.542	10:52:04.597
10	<b>1:59.087</b>		10:54:03.684

(27) REAL VICENTE, MANUEL

1			10:08:26.128
2	<b>2:04.519</b>	+4.551	10:10:30.647
3	<b>2:05.222</b>	+5.254	10:12:35.869
4	<b>2:05.406</b>	+5.438	10:14:41.275
5	<b>8:36.380</b>	+6:36.412	10:25:24.262
6	<b>2:03.646</b>	+3.678	10:27:27.908
7	<b>2:01.766</b>	+1.798	10:29:29.674
8	<b>1:59.968</b>		10:31:29.642
9	<b>2:03.496</b>	+3.528	10:33:33.138

(12) SERRANO MARTI, JOEL / VILASECA RODRIGUEZ, EDGAF

1			10:06:44.160
2	<b>2:10.570</b>	+7.931	10:08:54.730
3	<b>2:06.422</b>	+3.783	10:11:01.152
4	<b>2:06.483</b>	+3.844	10:13:07.635
5	<b>2:28.230</b>	+25.591	10:15:35.865
6	<b>7:13.570</b>	+5:10.931	10:22:49.435
7	<b>2:04.391</b>	+1.752	10:24:53.826
8	<b>2:02.639</b>		10:26:56.465
9	<b>2:04.718</b>	+2.079	10:29:01.183
10	<b>2:11.520</b>	+8.881	10:31:12.703
11	<b>7:18.923</b>	+5:16.284	10:38:31.626
12	<b>2:03.766</b>	+1.127	10:40:35.392
13	<b>2:06.301</b>	+3.662	10:42:41.693
14	<b>2:18.522</b>	+15.883	10:45:00.215

Lap	Lap Tm	Diff	Time of Day
15	<b>6:12.378</b>	+4:09.739	10:51:12.593
16	<b>2:14.183</b>	+11.544	10:53:26.776

(10) TREMPES CEBRIAN, RAFAEL / GOMEZ MESONES, DAVID

1			10:14:20.262
2	<b>5:28.783</b>	+3:25.852	10:22:00.272
3	<b>2:02.931</b>		10:24:03.203
4	<b>2:06.213</b>	+3.282	10:26:09.416
5	<b>2:06.298</b>	+3.367	10:28:15.714
6	<b>5:02.461</b>	+2:59.530	10:33:18.175
7	<b>2:07.306</b>	+4.375	10:35:25.481
8	<b>2:09.543</b>	+6.612	10:37:35.024
9	<b>2:08.024</b>	+5.093	10:39:43.048
10	<b>5:20.687</b>	+3:17.756	10:45:03.735
11	<b>2:03.711</b>	+0.780	10:47:07.446
12	<b>2:03.954</b>	+1.023	10:49:11.400

(304) SALVADOR SANZ, FCO. JAVIER / SALVADOR BERNAD, C

1			10:05:34.147
2	<b>2:03.143</b>		10:07:37.290
3	<b>2:09.798</b>	+6.655	10:09:47.088
4	<b>2:04.034</b>	+0.891	10:11:51.122
5	<b>2:05.717</b>	+2.574	10:13:56.839
6	<b>2:05.738</b>	+2.595	10:16:02.577
7	<b>5:54.326</b>	+3:51.183	10:21:56.903
8	<b>2:03.781</b>	+0.638	10:24:00.684
9	<b>2:06.810</b>	+3.667	10:26:07.494
10	<b>2:03.732</b>	+0.589	10:28:11.226
11	<b>2:06.242</b>	+3.099	10:30:17.468
12	<b>2:06.339</b>	+3.196	10:32:23.807
13	<b>2:05.991</b>	+2.848	10:34:29.798
14	<b>2:44.047</b>	+40.904	10:37:13.845
15	<b>2:03.703</b>	+0.560	10:39:17.548
16	<b>2:09.276</b>	+6.133	10:41:26.824
17	<b>2:08.000</b>	+4.857	10:43:34.824
18	<b>2:10.079</b>	+6.936	10:45:44.903
19	<b>2:49.282</b>	+46.139	10:48:34.185
20	<b>2:13.986</b>	+10.843	10:50:48.171
21	<b>2:43.573</b>	+40.430	10:53:31.744

(78) CRUZ ZAMORA, EDUARD / LOPEZ ZAFRA, MANUEL

1			10:15:52.066
2	<b>8:08.480</b>	+6:05.330	10:24:00.546
3	<b>2:17.614</b>	+14.464	10:26:18.160
4	<b>2:13.790</b>	+10.640	10:28:31.950
5	<b>2:14.301</b>	+11.151	10:30:46.251
6	<b>4:39.837</b>	+2:36.687	10:35:26.088
7	<b>2:03.996</b>	+0.846	10:37:30.084
8	<b>2:06.169</b>	+3.019	10:39:36.253
9	<b>2:03.913</b>	+0.763	10:41:40.166
10	<b>5:12.574</b>	+3:09.424	10:46:52.740
11	<b>2:04.462</b>	+1.312	10:48:57.202
12	<b>2:03.150</b>		10:51:00.352

(87) SAURA RUIZ, CARLES ORIOL

1			10:21:39.801
2	<b>2:11.485</b>	+5.867	10:23:51.286
3	<b>2:07.898</b>	+2.280	10:25:59.184
4	<b>2:08.177</b>	+2.559	10:28:07.361
5	<b>2:10.940</b>	+5.322	10:30:18.301
6	<b>2:16.288</b>	+10.670	10:32:34.589
7	<b>17:06.337</b>	+15:00.719	10:49:40.926
8	<b>2:05.618</b>		10:51:46.544
9	<b>2:05.967</b>	+0.349	10:53:52.511

(22) LARA YAÑEZ, RICARDO / TORRES MAS, CARLOS

Cap de cronometratge / Director de Cursa / President del Jurat

Orbits



