

Trofeu Català de Quads - Masllorenç

Q1-Q2

Circuit de Masllorenç 2,000 km

Classificació Final

Pos.	Núm.	Cognoms i Nom	Llicència	Club	R1.	R2.	Total Punts
Q1							
1	94	VILA VAQUES, DANIEL	134369-B	Mc Igualada	25	25	50
2	47	TORRES SOLER, ANTHONY	136057-GI	Esc. La Selva	22	22	44
3	13	DIAZ GOMEZ, KILLIAN	135617-B	Mc P.Mafumet	20	20	40
4	77	OBRADO MITJANS, FRANCESC XAVIER	136184-T	Mc Salomo	18	18	36
5	88	AMO AIRA, GUILLERMO	247234-CS	Enducross Almenara	16	16	32
Q2							
1	90	GAJON GARCIA, MARIO	53175-Z	Mc. Zuera	22	25	47
2	18	OLIVA PAN, JUAN	136458-T	Mc Salomo	20	18	38
3	49	VIVO VALLS, ALBERT	136130-B	MC 3 Turons	15	22	37
4	19	ANTON APARICIO, ROBERTO	91058-VA	Vallisoletano Mc.	25	12	37
5	57	CASANOVA TALLADA, GERARD	135699-B	Mc Foc i Fuego	16	20	36
6	8	ESPEJO REVES, ALEX	136140-L	Terré Almenar	18	16	34
7	248	AUPETIT , PIERRE ROMAN	136211-GI	Pm Figueres	13	15	28
8	37	POYATOS MOLINA, ISAAC	135615-T	Mc P.Mafumet	14	13	27
9	119	CAMARA LOPEZ, JOSEP MA	136172-B	Ausio Racing T.	12	14	26
10	5	ESTEBAN PLO, MIGUEL	53205-Z	Mc. Vallemesa	11	0	11
11	44	BUJARALUZ PORTOLES, RUBEN	136063-B	Terré Almenar	0	11	11

Abreujat Nom


Abreujat Nom

R1. Q1-Q2 - Carrera - Primera Màniga

R2. Q1-Q2 - Carrera - Segona Màniga

Cap de cronometratge / Director de Cursa / President del Jurat


Orbits

Trofeu Català de Quads - Masllorenç
classificat per voltes
Q1-Q2 **Circuit de Masllorenç 2,000 km**
Carrera - Primera Màniga **07/05/2017 11:00**
Cursa (45:00 Temps) started at 10:37:14


Pos.	Núm.	Pilot	Voltes	Total Ts	Dif	Millor Tm	Volta	Categoria	Punts
1	94	VILA VAQUES, DANIEL	27	46:18.398		1:38.130	5	Q1	25
2	47	TORRES SOLER, ANTHONY	27	47:00.409	42.011	1:39.402	11	Q1	22
3	13	DIAZ GOMEZ, KILLIAN	27	47:16.282	57.884	1:39.917	4	Q1	20
4	77	OBRADO MITJANS, FRANCESC XAVI	27	47:43.632	1:25.234	1:40.359	4	Q1	18
5	88	AMO AIRA, GUILLERMO	26	46:47.454	1 Volta	1:39.429	3	Q1	16
6	19	ANTON APARICIO, ROBERTO	26	46:48.796	1 Volta	1:42.113	2	Q2	25
7	90	GAJON GARCIA, MARIO	26	46:49.355	1 Volta	1:43.183	13	Q2	22
8	18	OLIVA PAN, JUAN	26	46:50.200	1 Volta	1:41.764	2	Q2	20
9	8	ESPEJO REVES, ALEX	26	46:50.764	1 Volta	1:42.882	13	Q2	18
10	57	CASANOVA TALLADA, GERARD	26	47:49.371	1 Volta	1:43.977	5	Q2	16
11	49	VIVO VALLS, ALBERT	25	46:32.004	2 Voltes	1:44.461	9	Q2	15
12	37	POYATOS MOLINA, ISAAC	25	46:41.121	2 Voltes	1:46.239	4	Q2	14
13	248	AUPETIT , PIERRE ROMAN	25	46:42.411	2 Voltes	1:45.563	4	Q2	13
14	119	CAMARA LOPEZ, JOSEP MA	25	46:43.270	2 Voltes	1:44.591	2	Q2	12
15	5	ESTEBAN PLO, MIGUEL	24	46:48.766	3 Voltes	1:46.836	4	Q2	11

No classificat (33% = 9 Voltes)

NT	44	BUJARALAZ PORTOLES, RUBEN	17	33:54.507	NT	1:49.398	1	Q2	0
----	----	---------------------------	----	-----------	----	----------	---	----	---

Trofeu Català de Quads - Masllorenç
classificat per voltes
Q1-Q2 **Circuit de Masllorenç 2,000 km**
Carrera - Primera Màniga **07/05/2017 11:00**
Cursa (45:00 Temps) started at 10:37:14


Pos.	Núm.	Pilot	Voltes	Total Ts	Dif	Millor Tm	Volta	Categoria	Punts
------	------	-------	--------	----------	-----	-----------	-------	-----------	-------

Q1

1	94	VILA VAQUES, DANIEL	27	46:18.398		1:38.130	5	Q1	25
2	47	TORRES SOLER, ANTHONY	27	47:00.409	42.011	1:39.402	11	Q1	22
3	13	DIAZ GOMEZ, KILLIAN	27	47:16.282	57.884	1:39.917	4	Q1	20
4	77	OBRADO MITJANS, FRANCESC XAVI	27	47:43.632	1:25.234	1:40.359	4	Q1	18
5	88	AMO AIRA, GUILLERMO	26	46:47.454	1 Volta	1:39.429	3	Q1	16

Q2

1	19	ANTON APARICIO, ROBERTO	26	46:48.796		1:42.113	2	Q2	25
2	90	GAJON GARCIA, MARIO	26	46:49.355	0.559	1:43.183	13	Q2	22
3	18	OLIVA PAN, JUAN	26	46:50.200	1.404	1:41.764	2	Q2	20
4	8	ESPEJO REVES, ALEX	26	46:50.764	1.968	1:42.882	13	Q2	18
5	57	CASANOVA TALLADA, GERARD	26	47:49.371	1:00.575	1:43.977	5	Q2	16
6	49	VIVO VALLS, ALBERT	25	46:32.004	1 Volta	1:44.461	9	Q2	15
7	37	POYATOS MOLINA, ISAAC	25	46:41.121	1 Volta	1:46.239	4	Q2	14
8	248	AUPETIT , PIERRE ROMAN	25	46:42.411	1 Volta	1:45.563	4	Q2	13
9	119	CAMARA LOPEZ, JOSEP MA	25	46:43.270	1 Volta	1:44.591	2	Q2	12
10	5	ESTEBAN PLO, MIGUEL	24	46:48.766	2 Voltes	1:46.836	4	Q2	11

No classificat (33% = 9 Voltes)

NT	44	BUJARALAZ PORTOLES, RUBEN	17	33:54.507	NT	1:49.398	1	Q2	0
----	----	---------------------------	----	-----------	----	----------	---	----	---

Trofeu Català de Quads - Masllorenç

Volta a volta


Q1-Q2

Circuit de Masllorenç 2,000 km

Carrera - Primera Màniga

07/05/2017 11:00

Cursa (45:00 Temps) started at 10:37:14



Competidors	Voltes																				
	0	1	2	3	4	5	6	7	8	9	10	11	12	13	14	15	16	17	18	19	20
VILA VAQUES, DANIEL (94)	1	94	94	94	94	94	94	94	94	94	94	94	94	94	94	94	94	94	94	94	94
DIAZ GOMEZ, KILLIAN (13)	2	13	13	13	13	13	13	13	13	13	13	13	47	47	47	47	47	47	47	47	47
TORRES SOLER, ANTHONY (47)	3	47	47	47	47	47	47	47	47	47	47	47	13	13	13	13	13	13	13	13	13
OBRADO MITJANS, FRANCESC XAVIER (77)	4	77	77	77	88	88	88	88	88	88	88	88	88	88	88	88	88	88	88	88	88
AMO AIRA, GUILLERMO (88)	5	88	88	88	77	77	77	77	77	77	77	77	77	77	77	77	77	77	77	77	77
CASANOVA TALLADA, GERARD (57)	6	57	19	19	19	19	19	19	19	19	19	19	19	19	19	19	19	19	19	19	19
ANTON APARICIO, ROBERTO (19)	7	19	18	18	18	18	18	18	18	18	18	18	18	18	18	18	18	18	18	18	18
OLIVA PAN, JUAN (18)	8	18	57	57	57	57	57	57	90	90	90	90	90	90	90	90	90	90	90	90	90
AUPETIT , PIERRE ROMAN (248)	9	248	90	90	90	90	90	90	57	57	57	57	8	8	8	8	8	8	8	8	8
GAJON GARCIA, MARIO (90)	10	90	248	8	8	8	8	8	8	8	8	8	57	57	57	57	57	57	57	57	57
ESPEJO REVES, ALEX (8)	11	8	8	248	248	248	248	248	248	248	49	49	49	49	49	49	49	49	49	49	49
POYATOS MOLINA, ISAAC (37)	12	37	37	37	49	49	49	49	49	49	248	248	248	248	248	248	248	37	37	37	37
VIVO VALLS, ALBERT (49)	13	49	49	49	37	37	37	37	37	37	37	37	37	37	37	37	119	119	119	119	248
BUJARALAZ PORTOLES, RUBEN (44)	14	44	44	44	119	119	119	119	119	119	119	119	119	119	119	119	248	248	248	248	119
ESTEBAN PLO, MIGUEL (5)	15	5	119	119	44	44	44	44	44	44	5	5	5	5	5	5	5	5	5	5	5
CAMARA LOPEZ, JOSEP MA (119)	16	119	5	5	5	5	5	5	5	5	44	44	44	44	44	44	44	44	44	44	44

Trofeu Català de Quads - Masllorenç

Volta a volta

Q1-Q2

Circuit de Masllorenç 2,000 km

Carrera - Primera Màniga

07/05/2017 11:00

Cursa (45:00 Temps) started at 10:37:14

Competidors	Voltes						
	21	22	23	24	25	26	27
VILA VAQUES, DANIEL (94)	1	94	94	94	94	94	94
DIAZ GOMEZ, KILLIAN (13)	2	47	47	47	47	47	47
TORRES SOLER, ANTHONY (47)	3	13	13	13	13	13	13
OBRADO MITJANS, FRANCESC XAVIER (77)	4	77	77	77	77	77	77
AMO AIRA, GUILLERMO (88)	5	88	88	88	88	88	88
CASANOVA TALLADA, GERARD (57)	6	19	19	19	19	19	19
ANTON APARICIO, ROBERTO (19)	7	18	18	18	18	18	90
OLIVA PAN, JUAN (18)	8	90	90	90	90	90	18
AUPETIT , PIERRE ROMAN (248)	9	8	8	8	8	8	8
GAJON GARCIA, MARIO (90)	10	57	57	57	57	57	57
ESPEJO REVES, ALEX (8)	11	49	49	49	49	49	49
POYATOS MOLINA, ISAAC (37)	12	37	37	37	37	37	37
VIVO VALLS, ALBERT (49)	13	248	248	248	248	248	248
BUJARALAZ PORTOLES, RUBEN (44)	14	119	119	119	119	119	119
ESTEBAN PLO, MIGUEL (5)	15	5	5	5	5	5	5
CAMARA LOPEZ, JOSEP MA (119)	16						

Trofeu Català de Quads - Masllorenç

Q1-Q2

Circuit de Masllorenç 2,000 km

Carrera - Primera Màniga

07/05/2017 11:00

Cursa (45:00 Temps) started at 10:37:14

Lap	Lap Tm	Diff	Time of Day
(94) VILA VAQUES, DANIEL			
1	1:38.240	+0.110	10:40:21.637
2	1:38.140	+0.010	10:41:59.777
3	1:39.481	+1.351	10:43:39.258
4	1:38.733	+0.603	10:45:17.991
5	1:38.130		10:46:56.121
6	1:38.494	+0.364	10:48:34.615
7	1:39.041	+0.911	10:50:13.656
8	1:39.879	+1.749	10:51:53.535
9	1:38.361	+0.231	10:53:31.896
10	1:39.525	+1.395	10:55:11.421
11	1:39.056	+0.926	10:56:50.477
12	1:39.095	+0.965	10:58:29.572
13	1:38.704	+0.574	11:00:08.276
14	1:38.775	+0.645	11:01:47.051
15	1:39.205	+1.075	11:03:26.256
16	1:39.775	+1.645	11:05:06.031
17	1:39.918	+1.788	11:06:45.949
18	1:39.086	+0.956	11:08:25.035
19	1:39.594	+1.464	11:10:04.629
20	1:40.719	+2.589	11:11:45.348
21	1:40.400	+2.270	11:13:25.748
22	1:40.784	+2.654	11:15:06.532
23	1:39.345	+1.215	11:16:45.877
24	1:40.812	+2.682	11:18:26.689
25	1:40.594	+2.464	11:20:07.283
26	1:43.052	+4.922	11:21:50.335
27	1:42.745	+4.615	11:23:33.080

Lap	Lap Tm	Diff	Time of Day
(47) TORRES SOLER, ANTHONY			
1	1:41.035	+1.633	10:40:26.769
2	1:40.454	+1.052	10:42:07.223
3	1:40.282	+0.880	10:43:47.505
4	1:40.508	+1.106	10:45:28.013
5	1:39.791	+0.389	10:47:07.804
6	1:40.027	+0.625	10:48:47.831
7	1:40.394	+0.992	10:50:28.225
8	1:41.602	+2.200	10:52:09.827
9	1:41.232	+1.830	10:53:51.059
10	1:40.779	+1.377	10:55:31.838
11	1:39.402		10:57:11.240
12	1:40.108	+0.706	10:58:51.348
13	1:40.467	+1.065	11:00:31.815
14	1:42.196	+2.794	11:02:14.011
15	1:40.585	+1.183	11:03:54.596
16	1:40.428	+1.026	11:05:35.024
17	1:40.409	+1.007	11:07:15.433
18	1:40.760	+1.358	11:08:56.193
19	1:40.853	+1.451	11:10:37.046
20	1:42.137	+2.735	11:12:19.183
21	1:40.985	+1.583	11:14:00.168
22	1:40.508	+1.106	11:15:40.676
23	1:40.773	+1.371	11:17:21.449
24	1:40.539	+1.137	11:19:01.988
25	1:41.545	+2.143	11:20:43.533
26	1:44.273	+4.871	11:22:27.806
27	1:47.285	+7.883	11:24:15.091

Lap	Lap Tm	Diff	Time of Day
(13) DIAZ GOMEZ, KILLIAN			
1	1:41.434	+1.517	10:40:25.765
2	1:40.231	+0.314	10:42:05.996
3	1:40.655	+0.738	10:43:46.651
4	1:39.917		10:45:26.568
5	1:40.097	+0.180	10:47:06.665
6	1:40.477	+0.560	10:48:47.142

Lap	Lap Tm	Diff	Time of Day
7	1:40.585	+0.668	10:50:27.727
8	1:41.817	+1.900	10:52:09.544
9	1:40.753	+0.836	10:53:50.297
10	1:41.172	+1.255	10:55:31.469
11	1:40.554	+0.637	10:57:12.023
12	1:40.150	+0.233	10:58:52.173
13	1:40.316	+0.399	11:00:32.489
14	1:42.075	+2.158	11:02:14.564
15	1:40.473	+0.556	11:03:55.037
16	1:41.614	+1.697	11:05:36.651
17	1:41.172	+1.255	11:07:17.823
18	1:40.979	+1.062	11:08:58.802
19	1:40.301	+0.384	11:10:39.103
20	1:41.363	+1.446	11:12:20.466
21	1:40.082	+0.165	11:14:00.548
22	1:40.625	+0.708	11:15:41.173
23	1:40.683	+0.766	11:17:21.856
24	1:41.204	+1.287	11:19:03.060
25	1:45.836	+5.919	11:20:48.896
26	1:46.286	+6.369	11:22:35.182
27	1:55.782	+15.865	11:24:30.964

Lap	Lap Tm	Diff	Time of Day
(77) OBRADO MITJANS, FRANCESC XAVIER			
1	1:40.368	+0.009	10:40:27.805
2	1:40.673	+0.314	10:42:08.478
3	1:40.633	+0.274	10:43:49.111
4	1:40.359		10:45:29.470
5	1:41.026	+0.667	10:47:10.496
6	1:40.858	+0.499	10:48:51.354
7	1:41.943	+1.584	10:50:33.297
8	1:41.703	+1.344	10:52:15.000
9	1:41.369	+1.010	10:53:56.369
10	1:42.078	+1.719	10:55:38.447
11	1:41.203	+0.844	10:57:19.650
12	1:41.706	+1.347	10:59:01.356
13	1:41.340	+0.981	11:00:42.696
14	1:42.294	+1.935	11:02:24.990
15	1:42.177	+1.818	11:04:07.167
16	1:42.055	+1.696	11:05:49.222
17	1:41.286	+0.927	11:07:30.508
18	1:42.162	+1.803	11:09:12.670
19	1:42.499	+2.140	11:10:55.169
20	1:42.108	+1.749	11:12:37.277
21	1:43.831	+3.472	11:14:21.108
22	1:43.546	+3.187	11:16:04.654
23	1:43.775	+3.416	11:17:48.429
24	1:44.202	+3.843	11:19:32.631
25	1:44.612	+4.253	11:21:17.243
26	1:47.153	+6.794	11:23:04.396
27	1:53.918	+13.559	11:24:58.314

Lap	Lap Tm	Diff	Time of Day
(88) AMO AIRA, GUILLERMO			
1	1:40.701	+1.272	10:40:28.777
2	1:40.527	+1.098	10:42:09.304
3	1:39.429		10:43:48.733
4	1:40.174	+0.745	10:45:28.907
5	1:40.920	+1.491	10:47:09.827
6	1:41.042	+1.613	10:48:50.869
7	1:41.609	+2.180	10:50:32.478
8	1:41.618	+2.189	10:52:14.096
9	1:41.743	+2.314	10:53:55.830
10	1:41.521	+2.092	10:55:37.369
11	1:41.300	+1.871	10:57:18.660
12	1:41.605	+2.176	10:59:00.265
13	1:40.917	+1.488	11:00:41.182
14	1:41.515	+2.086	11:02:22.697

Lap	Lap Tm	Diff	Time of Day
15	1:42.839	+3.410	11:04:05.536
16	1:42.038	+2.609	11:05:47.574
17	1:41.773	+2.344	11:07:29.347
18	1:42.106	+2.677	11:09:11.453
19	1:42.806	+3.377	11:10:54.259
20	1:42.026	+2.597	11:12:36.285
21	1:51.513	+12.084	11:14:27.798
22	2:20.167	+40.738	11:16:47.965
23	1:46.399	+6.970	11:18:34.364
24	1:44.381	+4.952	11:20:18.745
25	1:55.393	+15.964	11:22:14.138
26	1:47.998	+8.569	11:24:02.136

Lap	Lap Tm	Diff	Time of Day
(19) ANTON APARICIO, ROBERTO			
1	1:43.525	+1.412	10:40:36.132
2	1:42.113		10:42:18.245
3	1:42.721	+0.608	10:44:00.966
4	1:43.401	+0.928	10:45:44.007
5	1:43.399	+1.286	10:47:27.406
6	1:44.362	+2.249	10:49:11.768
7	1:42.788	+0.675	10:50:54.556
8	1:43.712	+1.599	10:52:38.268
9	1:43.205	+1.092	10:54:21.473
10	1:43.500	+1.387	10:56:04.973
11	1:43.854	+1.741	10:57:48.827
12	1:43.770	+1.657	10:59:32.597
13	1:44.514	+2.401	11:01:17.111
14	1:44.500	+2.387	11:03:01.611
15	1:44.974	+2.861	11:04:46.585
16	1:44.894	+2.781	11:06:31.479
17	1:44.103	+1.990	11:08:15.582
18	1:44.365	+2.252	11:09:59.947
19	1:45.213	+3.100	11:11:45.160
20	1:44.925	+2.812	11:13:30.085
21	1:44.868	+2.755	11:15:14.953
22	1:44.772	+2.659	11:16:59.725
23	1:45.811	+3.698	11:18:45.536
24	1:45.614	+3.501	11:20:31.150
25	1:45.059	+2.946	11:22:16.209
26	1:47.269	+5.156	11:24:03.478

Lap	Lap Tm	Diff	Time of Day
(90) GAJON GARCIA, MARIO			
1	1:43.867	+0.684	10:40:40.148
2	1:43.395	+0.212	10:42:23.543
3	1:44.916	+1.733	10:44:08.459
4	1:44.959	+1.776	10:45:53.418
5	1:43.966	+0.783	10:47:37.384
6	1:44.512	+1.329	10:49:21.896
7	1:44.196	+1.013	10:51:06.092
8	1:43.789	+0.606	10:52:49.881
9	1:43.960	+0.777	10:54:33.841
10	1:43.683	+0.500	10:56:17.524
11	1:44.173	+0.990	10:58:01.697
12	1:44.161	+0.978	10:59:45.858
13	1:43.183		11:01:29.041
14	1:44.084	+0.901	11:03:13.125
15	1:43.900	+0.717	11:04:57.025
16	1:43.473	+0.290	11:06:40.498
17	1:43.834	+0.651	11:08:24.332
18	1:45.267	+2.084	11:10:09.599
19	1:44.340	+1.157	11:11:53.939
20	1:43.585	+0.402	11:13:37.524
21	1:44.131	+0.948	11:15:21.655
22	1:44.486	+1.303	11:17:06.141
23	1:44.106	+0.923	11:18:50.247
24	1:44.301	+1.118	11:20:34.548

Cap de cronometratge / Director de Cursa / President del Jurat Orbits


Trofeu Català de Quads - Masllorenç

Q1-Q2 Circuit de Masllorenç 2,000 km

Carrera - Primera Màniga

07/05/2017 11:00

Cursa (45:00 Temps) started at 10:37:14



Lap	Lap Tm	Diff	Time of Day
25	1:43.865	+0.682	11:22:18.413
26	1:45.624	+2.441	11:24:04.037

(18) OLIVA PAN, JUAN

Lap	Lap Tm	Diff	Time of Day
1	1:43.872	+2.108	10:40:36.824
2	1:41.764		10:42:18.588
3	1:42.866	+1.102	10:44:01.454
4	1:43.033	+1.269	10:45:44.487
5	1:43.606	+1.842	10:47:28.093
6	1:44.049	+2.285	10:49:12.142
7	1:43.017	+1.253	10:50:55.159
8	1:43.674	+1.910	10:52:38.833
9	1:43.820	+2.056	10:54:22.653
10	1:43.201	+1.437	10:56:05.854
11	1:43.981	+2.217	10:57:49.835
12	1:43.711	+1.947	10:59:33.546
13	1:44.421	+2.657	11:01:17.967
14	1:44.621	+2.857	11:03:02.588
15	1:44.710	+2.946	11:04:47.298
16	1:45.000	+3.236	11:06:32.298
17	1:43.781	+2.017	11:08:16.079
18	1:44.507	+2.743	11:10:00.586
19	1:45.416	+3.652	11:11:46.002
20	1:44.816	+3.052	11:13:30.818
21	1:45.135	+3.371	11:15:15.953
22	1:44.550	+2.786	11:17:00.503
23	1:45.499	+3.735	11:18:46.002
24	1:45.438	+3.674	11:20:31.440
25	1:45.749	+3.985	11:22:17.189
26	1:47.693	+5.929	11:24:04.882

(8) ESPEJO REVES, ALEX

Lap	Lap Tm	Diff	Time of Day
1	1:47.581	+4.699	10:40:44.503
2	1:45.358	+2.476	10:42:29.861
3	1:43.500	+0.618	10:44:13.361
4	1:43.824	+0.942	10:45:57.185
5	1:43.467	+0.585	10:47:40.652
6	1:43.820	+0.938	10:49:24.472
7	1:44.083	+1.201	10:51:08.555
8	1:44.216	+1.334	10:52:52.771
9	1:45.480	+2.598	10:54:38.251
10	1:45.423	+2.541	10:56:23.674
11	1:43.593	+0.711	10:58:07.267
12	1:42.941	+0.059	10:59:50.208
13	1:42.882		11:01:33.090
14	1:43.884	+1.002	11:03:16.974
15	1:43.327	+0.445	11:05:00.301
16	1:42.925	+0.043	11:06:43.226
17	1:43.495	+0.613	11:08:26.721
18	1:44.314	+1.432	11:10:11.035
19	1:43.672	+0.790	11:11:54.707
20	1:43.788	+0.906	11:13:38.495
21	1:43.826	+0.944	11:15:22.321
22	1:44.574	+1.692	11:17:06.895
23	1:43.706	+0.824	11:18:50.601
24	1:44.474	+1.592	11:20:35.075
25	1:44.098	+1.216	11:22:19.173
26	1:46.273	+3.391	11:24:05.446

(57) CASANOVA TALLADA, GERARD

Lap	Lap Tm	Diff	Time of Day
1	1:45.736	+1.759	10:40:37.702
2	1:45.283	+1.306	10:42:22.985
3	1:44.778	+0.801	10:44:07.763
4	1:44.904	+0.927	10:45:52.667
5	1:43.977		10:47:36.644
6	1:44.660	+0.683	10:49:21.304

Lap	Lap Tm	Diff	Time of Day
7	1:45.609	+1.632	10:51:06.913
8	1:45.291	+1.314	10:52:52.204
9	1:45.562	+1.585	10:54:37.766
10	1:45.615	+1.638	10:56:23.381
11	1:46.137	+2.160	10:58:09.518
12	1:46.035	+2.058	10:59:55.553
13	1:46.147	+2.170	11:01:41.700
14	1:46.368	+2.391	11:03:28.068
15	1:47.500	+3.523	11:05:15.568
16	1:45.951	+1.974	11:07:01.519
17	1:47.699	+3.722	11:08:49.218
18	1:47.503	+3.526	11:10:36.721
19	1:49.819	+5.842	11:12:26.540
20	1:47.692	+3.715	11:14:14.232
21	1:46.437	+2.460	11:16:00.669
22	1:47.274	+3.297	11:17:47.943
23	1:47.758	+3.781	11:19:35.701
24	1:48.778	+4.801	11:21:24.479
25	1:49.222	+5.245	11:23:13.701
26	1:50.352	+6.375	11:25:04.053

(49) VIVO VALLS, ALBERT

Lap	Lap Tm	Diff	Time of Day
1	1:47.703	+3.242	10:40:45.827
2	1:46.898	+2.437	10:42:32.725
3	1:45.672	+1.211	10:44:18.397
4	1:45.409	+0.948	10:46:03.806
5	1:46.360	+1.899	10:47:50.166
6	1:46.647	+2.186	10:49:36.813
7	1:46.015	+1.554	10:51:22.828
8	1:47.014	+2.553	10:53:09.842
9	1:44.461		10:54:54.303
10	1:45.668	+1.207	10:56:39.971
11	1:47.502	+3.041	10:58:27.473
12	1:47.855	+3.394	11:00:15.328
13	1:46.717	+2.256	11:02:02.045
14	1:46.867	+2.406	11:03:48.912
15	1:48.332	+3.871	11:05:37.244
16	1:47.029	+2.568	11:07:24.273
17	1:46.887	+2.426	11:09:11.160
18	1:49.350	+4.889	11:11:00.510
19	1:49.370	+4.909	11:12:49.880
20	1:46.306	+1.845	11:14:36.186
21	1:47.019	+2.558	11:16:23.205
22	1:48.388	+3.927	11:18:11.593
23	1:50.690	+6.229	11:20:02.283
24	1:53.527	+9.066	11:21:55.810
25	1:50.876	+6.415	11:23:46.686

(37) POYATOS MOLINA, ISAAC

Lap	Lap Tm	Diff	Time of Day
1	1:47.748	+1.509	10:40:45.309
2	1:46.707	+0.468	10:42:32.016
3	1:48.136	+1.897	10:44:20.152
4	1:46.239		10:46:06.391
5	1:47.170	+0.931	10:47:53.561
6	1:46.925	+0.686	10:49:40.486
7	1:47.393	+1.154	10:51:27.879
8	1:47.540	+1.301	10:53:15.419
9	1:48.507	+2.268	10:55:03.926
10	1:49.276	+3.037	10:56:53.202
11	1:47.974	+1.735	10:58:41.176
12	1:46.739	+0.500	11:00:27.915
13	1:49.843	+3.604	11:02:17.758
14	1:48.569	+2.330	11:04:06.327
15	1:48.840	+2.601	11:05:55.167
16	1:47.949	+1.710	11:07:43.116
17	1:47.128	+0.889	11:09:30.244

Lap	Lap Tm	Diff	Time of Day
18	1:48.480	+2.241	11:11:18.724
19	1:47.786	+1.547	11:13:06.510
20	1:47.700	+1.467	11:14:54.216
21	1:47.846	+1.601	11:16:42.056
22	1:48.498	+2.259	11:18:30.554
23	1:47.800	+1.561	11:20:18.354
24	1:48.453	+2.214	11:22:06.807
25	1:48.996	+2.757	11:23:55.803

(248) AUPETIT, PIERRE ROMAN

Lap	Lap Tm	Diff	Time of Day
1	1:48.271	+2.708	10:40:44.073
2	1:47.248	+1.685	10:42:31.321
3	1:46.292	+0.729	10:44:17.613
4	1:45.563		10:46:03.176
5	1:46.636	+1.073	10:47:49.812
6	1:46.423	+0.860	10:49:36.235
7	1:46.348	+0.785	10:51:22.583
8	1:46.985	+1.422	10:53:09.568
9	1:46.834	+1.271	10:54:56.402
10	1:48.146	+2.583	10:56:44.548
11	1:49.804	+4.241	10:58:34.352
12	1:48.572	+3.009	11:00:22.924
13	1:47.986	+2.423	11:02:10.910
14	1:49.437	+3.874	11:04:00.347
15	1:48.661	+3.098	11:05:49.008
16	1:56.096	+10.533	11:07:45.104
17	1:47.682	+2.119	11:09:32.786
18	1:47.511	+1.948	11:11:20.297
19	1:47.354	+1.791	11:13:07.651
20	1:47.026	+1.463	11:14:54.677
21	1:48.152	+2.589	11:16:42.829
22	1:48.055	+2.492	11:18:30.884
23	1:48.905	+3.342	11:20:19.789
24	1:49.857	+4.294	11:22:09.646
25	1:47.447	+1.884	11:23:57.093

(119) CAMARA LOPEZ, JOSEP MA

Lap	Lap Tm	Diff	Time of Day
1	1:45.378	+0.787	10:40:58.251
2	1:44.591		10:42:42.842
3	1:45.428	+0.837	10:44:28.270
4	1:45.646	+1.055	10:46:13.916
5	1:46.325	+1.734	10:48:00.241
6	1:47.837	+3.246	10:49:48.078
7	1:46.590	+1.999	10:51:34.668
8	1:48.509	+3.918	10:53:23.177
9	1:47.473	+2.882	10:55:10.650
10	1:47.210	+2.619	10:56:57.860
11	1:45.067	+0.476	10:58:42.927
12	1:45.815	+1.224	11:00:28.742
13	1:49.662	+5.071	11:02:18.404
14	1:49.427	+4.836	11:04:07.831
15	1:48.125	+3.534	11:05:55.956
16	1:47.700	+3.109	11:07:43.656
17	1:47.831	+3.240	11:09:31.487
18	1:47.611	+3.020	11:11:19.098
19	1:47.742	+3.151	11:13:06.840
20	1:48.523	+3.932	11:14:55.363
21	1:48.603	+4.012	11:16:43.966
22	1:48.703	+4.112	11:18:32.669
23	1:49.438	+4.847	11:20:22.107
24	1:49.021	+4.430	11:22:11.128
25	1:46.824	+2.233	11:23:57.952

(5) ESTEBAN PLO, MIGUEL

Lap	Lap Tm	Diff	Time of Day
1	2:12.079	+25.243	10:41:16.062
2	1:47.815	+0.979	10:43:03.877

Trofeu Català de Quads - Masllorenç

Q1-Q2

Circuit de Masllorenç 2,000 km

Carrera - Primera Màniga

07/05/2017 11:00

Cursa (45:00 Temps) started at 10:37:14

Lap	Lap Tm	Diff	Time of Day
3	1:47.854	+1.018	10:44:51.731
4	1:46.836		10:46:38.567
5	1:47.846	+1.010	10:48:26.413
6	1:49.075	+2.239	10:50:15.488
7	1:47.216	+0.380	10:52:02.704
8	1:49.312	+2.476	10:53:52.016
9	1:48.074	+1.238	10:55:40.090
10	1:49.827	+2.991	10:57:29.917
11	1:48.265	+1.429	10:59:18.182
12	1:48.069	+1.233	11:01:06.251
13	1:50.012	+3.176	11:02:56.263
14	1:49.790	+2.954	11:04:46.053
15	1:55.447	+8.611	11:06:41.500
16	1:54.771	+7.935	11:08:36.271
17	1:53.721	+6.885	11:10:29.992
18	1:55.050	+8.214	11:12:25.042
19	1:55.943	+9.107	11:14:20.985
20	1:58.684	+11.848	11:16:19.669
21	1:55.680	+8.844	11:18:15.349
22	1:55.005	+8.169	11:20:10.354
23	1:56.205	+9.369	11:22:06.559
24	1:56.889	+10.053	11:24:03.448

Lap	Lap Tm	Diff	Time of Day
-----	--------	------	-------------

Lap	Lap Tm	Diff	Time of Day
-----	--------	------	-------------

(44) BUJARALÓZ PORTOLES, RUBEN


1	1:49.398		10:40:52.542
2	1:49.766	+0.368	10:42:42.308
3	1:51.084	+1.686	10:44:33.392
4	1:50.901	+1.503	10:46:24.293
5	1:51.864	+2.466	10:48:16.157
6	1:51.225	+1.827	10:50:07.382
7	1:51.009	+1.611	10:51:58.391
8	1:51.489	+2.091	10:53:49.880
9	1:55.458	+6.060	10:55:45.338
10	1:52.136	+2.738	10:57:37.474
11	1:51.450	+2.052	10:59:28.924
12	1:52.518	+3.120	11:01:21.442
13	1:54.203	+4.805	11:03:15.645
14	1:55.964	+6.566	11:05:11.609
15	2:00.098	+10.700	11:07:11.707
16	1:57.744	+8.346	11:09:09.451
17	1:59.738	+10.340	11:11:09.189

Trofeu Català de Quads - Masllorenç
classificat per voltes

 Q1-Q2 Circuit de Masllorenç 2,000 km

 Carrera - Segona Màniga 07/05/2017 12:19

Cursa (45:00 Temps) started at 12:17:45



Pos.	Núm.	Pilot	Voltes	Total Ts	Dif	Millor Tm	Volta	Categoria	Punts
1	94	VILA VAQUES, DANIEL	26	45:43.080		1:40.139	3	Q1	25
2	47	TORRES SOLER, ANTHONY	26	46:00.817	17.737	1:40.363	8	Q1	22
3	13	DIAZ GOMEZ, KILLIAN	26	46:02.525	19.445	1:40.697	5	Q1	20
4	77	OBRADO MITJANS, FRANCESC XAVI	26	46:58.786	1:15.706	1:40.383	5	Q1	18
5	88	AMO AIRA, GUILLERMO	26	47:31.462	1:48.382	1:40.665	4	Q1	16
6	90	GAJON GARCIA, MARIO	25	45:43.800	1 Volta	1:43.864	10	Q2	25
7	49	VIVO VALLS, ALBERT	25	45:54.045	1 Volta	1:43.856	2	Q2	22
8	57	CASANOVA TALLADA, GERARD	25	46:05.649	1 Volta	1:44.315	7	Q2	20
9	18	OLIVA PAN, JUAN	25	46:18.708	1 Volta	1:44.192	9	Q2	18
10	8	ESPEJO REVES, ALEX	25	46:22.554	1 Volta	1:44.218	6	Q2	16
11	248	AUPETIT, PIERRE ROMAN	25	47:13.169	1 Volta	1:45.437	5	Q2	15
12	119	CAMARA LOPEZ, JOSEP MA	24	45:53.963	2 Voltes	1:47.215	8	Q2	14
13	37	POYATOS MOLINA, ISAAC	24	46:50.039	2 Voltes	1:47.863	1	Q2	13
14	19	ANTON APARICIO, ROBERTO	21	39:43.148	5 Voltes	1:45.741	1	Q2	12
15	44	BUJARALAZ PORTOLES, RUBEN	19	38:06.846	7 Voltes	1:51.279	5	Q2	11

No classificat (33% = 9 Voltes)

NT	5	ESTEBAN PLO, MIGUEL	9	18:02.428	NT	1:45.939	6	Q2	0
----	---	---------------------	---	-----------	----	----------	---	----	---

Trofeu Català de Quads - Masllorenç

Volta a volta


Q1-Q2

Circuit de Masllorenç 2,000 km

Carrera - Segona Màniga

07/05/2017 12:19

Cursa (45:00 Temps) started at 12:17:45



Competidors	Voltes																				
	0	1	2	3	4	5	6	7	8	9	10	11	12	13	14	15	16	17	18	19	20
VILA VAQUES, DANIEL (94)	1	94	94	94	94	94	94	94	94	94	94	94	94	94	94	94	94	94	94	94	94
OBRADO MITJANS, FRANCESC XAVIER (77)	2	77	77	77	77	77	77	77	77	77	77	77	77	77	77	77	77	77	77	77	77
DIAZ GOMEZ, KILLIAN (13)	3	13	13	13	13	13	13	13	13	13	13	13	13	13	13	13	13	47	47	47	47
TORRES SOLER, ANTHONY (47)	4	47	47	47	47	47	47	47	47	47	47	47	47	47	47	47	47	13	13	13	13
AMO AIRA, GUILLERMO (88)	5	88	88	88	88	88	88	88	88	88	88	88	88	88	88	88	88	88	88	88	88
CASANOVA TALLADA, GERARD (57)	6	57	57	57	57	57	57	57	57	57	90	90	90	90	90	90	90	90	90	90	90
AUPETIT , PIERRE ROMAN (248)	7	248	49	49	49	90	90	90	90	90	57	57	57	57	57	57	57	57	57	57	57
GAJON GARCIA, MARIO (90)	8	90	90	90	90	49	49	49	49	49	49	49	49	8	8	8	49	49	49	49	49
VIVO VALLS, ALBERT (49)	9	49	248	248	248	8	8	8	8	8	8	8	8	49	49	49	8	8	8	8	8
POYATOS MOLINA, ISAAC (37)	10	37	37	8	8	248	248	248	248	248	18	18	18	18	18	18	18	18	18	18	18
ESPEJO REVES, ALEX (8)	11	8	8	5	5	5	5	5	18	18	248	248	248	248	248	19	19	19	19	19	19
ESTEBAN PLO, MIGUEL (5)	12	5	5	18	18	18	18	18	5	5	19	19	19	19	19	248	248	248	248	248	248
CAMARA LOPEZ, JOSEP MA (119)	13	119	18	37	19	19	19	19	19	19	5	119	119	119	119	119	119	119	119	119	119
OLIVA PAN, JUAN (18)	14	18	119	119	37	37	37	37	37	119	119	37	37	37	37	37	37	37	37	37	37
BUJARALAZ PORTOLES, RUBEN (44)	15	44	19	19	119	119	119	119	119	37	37	44	44	44	44	44	44	44	44	44	44
ANTON APARICIO, ROBERTO (19)	16	19	44	44	44	44	44	44	44	44	44	44	44	44	44	44	44	44	44	44	44

Trofeu Català de Quads - Masllorenç

Volta a volta


Q1-Q2

Circuit de Masllorenç 2,000 km

Carrera - Segona Màniga

07/05/2017 12:19

Cursa (45:00 Temps) started at 12:17:45



Competidors	Voltes					
	21	22	23	24	25	26
VILA VAQUES, DANIEL (94)	1	94	94	94	94	94
OBRADO MITJANS, FRANCESC XAVIER (77)	2	47	47	47	47	47
DIAZ GOMEZ, KILLIAN (13)	3	13	13	13	13	13
TORRES SOLER, ANTHONY (47)	4	77	77	77	77	77
AMO AIRA, GUILLERMO (88)	5	88	88	88	88	88
CASANOVA TALLADA, GERARD (57)	6	90	90	90	90	90
AUPETIT , PIERRE ROMAN (248)	7	57	57	57	49	49
GAJON GARCIA, MARIO (90)	8	49	49	49	57	57
VIVO VALLS, ALBERT (49)	9	8	8	8	8	18
POYATOS MOLINA, ISAAC (37)	10	18	18	18	18	8
ESPEJO REVES, ALEX (8)	11	19	248	248	248	248
ESTEBAN PLO, MIGUEL (5)	12	248	119	119	119	119
CAMARA LOPEZ, JOSEP MA (119)	13	119	37	37	37	
OLIVA PAN, JUAN (18)	14	37				
BUJARALAZ PORTOLES, RUBEN (44)	15					
ANTON APARICIO, ROBERTO (19)	16					

Trofeu Català de Quads - Masllorenç

Q1-Q2

Circuit de Masllorenç 2,000 km

Carrera - Segona Màniga

07/05/2017 12:19

Cursa (45:00 Temps) started at 12:17:45

Lap	Lap Tm	Diff	Time of Day
(94) VILA VAQUES, DANIEL			
1	1:40.608	+0.469	12:20:59.662
2	1:40.296	+0.157	12:22:39.958
3	1:40.139		12:24:20.097
4	1:41.157	+1.018	12:26:01.254
5	1:40.532	+0.393	12:27:41.786
6	1:40.999	+0.860	12:29:22.785
7	1:40.559	+0.420	12:31:03.344
8	1:40.944	+0.805	12:32:44.288
9	1:41.633	+1.494	12:34:25.921
10	1:41.302	+1.163	12:36:07.223
11	1:41.636	+1.497	12:37:48.859
12	1:41.896	+1.757	12:39:30.755
13	1:41.431	+1.292	12:41:12.186
14	1:41.603	+1.464	12:42:53.789
15	1:41.869	+1.730	12:44:35.658
16	1:41.420	+1.281	12:46:17.078
17	1:41.993	+1.854	12:47:59.071
18	1:42.236	+2.097	12:49:41.307
19	1:45.137	+4.998	12:51:26.444
20	1:42.224	+2.085	12:53:08.668
21	1:42.196	+2.057	12:54:50.864
22	1:43.655	+3.516	12:56:34.519
23	1:42.703	+2.564	12:58:17.222
24	1:43.456	+3.317	13:00:00.678
25	1:44.096	+3.957	13:01:44.774
26	1:43.964	+3.825	13:03:28.738

Lap	Lap Tm	Diff	Time of Day
(47) TORRES SOLER, ANTHONY			
1	1:41.792	+1.429	12:21:06.388
2	1:41.735	+1.372	12:22:48.123
3	1:41.559	+1.196	12:24:29.682
4	1:41.719	+1.356	12:26:11.401
5	1:41.143	+0.780	12:27:52.544
6	1:41.111	+0.748	12:29:33.655
7	1:41.479	+1.116	12:31:15.134
8	1:40.363		12:32:55.497
9	1:41.666	+1.303	12:34:37.163
10	1:45.768	+5.405	12:36:22.931
11	1:40.788	+0.425	12:38:03.719
12	1:41.542	+1.179	12:39:45.261
13	1:41.553	+1.190	12:41:26.814
14	1:41.083	+0.720	12:43:07.897
15	1:41.185	+0.822	12:44:49.082
16	1:42.408	+2.045	12:46:31.490
17	1:41.884	+1.521	12:48:13.374
18	1:42.277	+1.914	12:49:55.651
19	1:42.218	+1.855	12:51:37.869
20	1:42.575	+2.212	12:53:20.444
21	1:43.053	+2.690	12:55:03.497
22	1:43.569	+3.206	12:56:47.066
23	1:43.840	+3.477	12:58:30.906
24	1:45.137	+4.774	13:00:16.043
25	1:45.456	+5.093	13:02:01.499
26	1:44.976	+4.613	13:03:46.475

Lap	Lap Tm	Diff	Time of Day
(13) DIAZ GOMEZ, KILLIAN			
1	1:41.557	+0.860	12:21:05.262
2	1:42.260	+1.563	12:22:47.522
3	1:41.519	+0.822	12:24:29.041
4	1:41.297	+0.600	12:26:10.338
5	1:40.697		12:27:51.035
6	1:41.720	+1.023	12:29:32.755
7	1:40.845	+0.148	12:31:13.600
8	1:40.737	+0.040	12:32:54.337

Lap	Lap Tm	Diff	Time of Day
9	1:42.524	+1.827	12:34:36.861
10	1:40.942	+0.245	12:36:17.803
11	1:41.082	+0.385	12:37:58.885
12	1:42.912	+2.215	12:39:41.797
13	1:42.086	+1.389	12:41:23.883
14	1:42.148	+1.451	12:43:06.031
15	1:42.088	+1.391	12:44:48.119
16	1:43.205	+2.508	12:46:31.324
17	1:43.216	+2.519	12:48:14.540
18	1:43.020	+2.323	12:49:57.560
19	1:42.020	+1.323	12:51:39.580
20	1:44.349	+3.652	12:53:23.929
21	1:43.543	+2.846	12:55:07.472
22	1:44.865	+4.168	12:56:52.337
23	1:44.398	+3.701	12:58:36.735
24	1:44.793	+4.096	13:00:21.528
25	1:43.035	+2.338	13:02:04.563
26	1:43.620	+2.923	13:03:48.183

Lap	Lap Tm	Diff	Time of Day
(77) OBRADO MITJANS, FRANCESC XAVIER			
1	1:40.984	+0.601	12:21:01.867
2	1:41.064	+0.681	12:22:42.931
3	1:40.956	+0.573	12:24:23.887
4	1:40.672	+0.289	12:26:04.559
5	1:40.383		12:27:44.942
6	1:41.149	+0.766	12:29:26.091
7	1:41.482	+1.099	12:31:07.573
8	1:41.863	+1.480	12:32:49.436
9	1:41.461	+1.078	12:34:30.897
10	1:41.929	+1.546	12:36:12.826
11	1:42.307	+1.924	12:37:55.133
12	1:41.953	+1.570	12:39:37.086
13	1:41.383	+1.000	12:41:18.469
14	1:41.311	+0.928	12:42:59.780
15	1:43.278	+2.895	12:44:43.058
16	1:42.661	+2.278	12:46:25.719
17	1:42.301	+1.918	12:48:08.020
18	1:42.357	+1.974	12:49:50.377
19	1:43.833	+3.450	12:51:34.210
20	1:43.492	+3.109	12:53:17.702
21	2:02.006	+21.623	12:55:19.708
22	1:46.314	+5.931	12:57:06.022
23	1:47.843	+7.460	12:58:53.865
24	1:53.172	+12.789	13:00:47.037
25	1:51.199	+10.816	13:02:38.236
26	2:06.208	+25.825	13:04:44.444

Lap	Lap Tm	Diff	Time of Day
(88) AMO AIRA, GUILLERMO			
1	1:43.100	+2.435	12:21:09.077
2	1:42.165	+1.500	12:22:51.242
3	1:41.662	+0.997	12:24:32.904
4	1:40.665		12:26:13.569
5	1:41.721	+1.056	12:27:55.290
6	1:41.143	+0.478	12:29:36.433
7	1:46.045	+5.380	12:31:22.478
8	1:46.662	+5.997	12:33:09.140
9	1:47.586	+6.921	12:34:56.726
10	1:48.147	+7.482	12:36:44.873
11	1:46.018	+5.353	12:38:30.891
12	1:45.202	+4.537	12:40:16.093
13	1:45.181	+4.516	12:42:01.274
14	1:44.861	+4.196	12:43:46.135
15	1:44.745	+4.080	12:45:30.880
16	1:45.697	+5.032	12:47:16.577
17	1:47.083	+6.418	12:49:03.660
18	1:46.775	+6.110	12:50:50.435

Lap	Lap Tm	Diff	Time of Day
19	1:46.947	+6.282	12:52:37.382
20	1:47.875	+7.210	12:54:25.257
21	1:46.863	+6.198	12:56:12.120
22	1:47.190	+6.525	12:57:59.310
23	1:47.902	+7.237	12:59:47.212
24	1:47.531	+6.866	13:01:34.743
25	1:46.811	+6.146	13:03:21.554
26	1:55.566	+14.901	13:05:17.120

Lap	Lap Tm	Diff	Time of Day
(90) GAJON GARCIA, MARIO			
1	1:46.348	+2.484	12:21:17.760
2	1:44.253	+0.389	12:23:02.013
3	1:44.801	+0.937	12:24:46.814
4	1:44.119	+0.255	12:26:30.933
5	1:43.969	+0.105	12:28:14.902
6	1:44.952	+1.088	12:29:59.854
7	1:43.915	+0.051	12:31:43.769
8	1:45.369	+1.505	12:33:29.138
9	1:44.568	+0.704	12:35:13.706
10	1:43.864		12:36:57.570
11	1:44.581	+0.717	12:38:42.151
12	1:44.838	+0.974	12:40:26.989
13	1:44.659	+0.795	12:42:11.648
14	1:45.085	+1.221	12:43:56.733
15	1:45.293	+1.429	12:45:42.026
16	1:45.606	+1.742	12:47:27.632
17	1:46.189	+2.325	12:49:13.821
18	1:45.801	+1.937	12:50:59.622
19	1:47.216	+3.352	12:52:46.838
20	1:47.154	+3.290	12:54:33.992
21	1:46.738	+2.874	12:56:20.730
22	1:46.661	+2.797	12:58:07.391
23	1:47.601	+3.737	12:59:54.992
24	1:46.973	+3.109	13:01:41.965
25	1:47.493	+3.629	13:03:29.458

Lap	Lap Tm	Diff	Time of Day
(49) VIVO VALLS, ALBERT			
1	1:45.253	+1.397	12:21:17.125
2	1:43.856		12:23:00.981
3	1:45.219	+1.363	12:24:46.200
4	1:47.321	+3.465	12:26:33.521
5	1:46.172	+2.316	12:28:19.693
6	1:45.319	+1.463	12:30:05.012
7	1:44.946	+1.090	12:31:49.958
8	1:45.073	+1.217	12:33:35.031
9	1:47.378	+3.522	12:35:22.409
10	1:45.987	+2.131	12:37:08.396
11	1:46.596	+2.740	12:38:54.992
12	1:48.287	+4.431	12:40:43.279
13	1:45.889	+2.033	12:42:29.168
14	1:45.086	+1.230	12:44:14.254
15	1:45.050	+1.194	12:45:59.304
16	1:45.521	+1.665	12:47:44.825
17	1:46.185	+2.329	12:49:31.010
18	1:45.629	+1.773	12:51:16.639
19	1:45.348	+1.492	12:53:01.987
20	1:46.448	+2.592	12:54:48.435
21	1:45.605	+1.749	12:56:34.040
22	1:46.421	+2.565	12:58:20.461
23	1:46.597	+2.741	13:00:07.058
24	1:46.038	+2.182	13:01:53.096
25	1:46.607	+2.751	13:03:39.703

Lap	Lap Tm	Diff	Time of Day
(57) CASANOVA TALLADA, GERARD			
1	1:45.486	+1.171	12:21:13.565
2	1:45.239	+0.924	12:22:58.804

Trofeu Català de Quads - Masllorenç

Q1-Q2

Circuit de Masllorenç 2,000 km

Carrera - Segona Màniga

07/05/2017 12:19

Cursa (45:00 Temps) started at 12:17:45

Lap	Lap Tm	Diff	Time of Day
3	1:45.127	+0.812	12:24:43.931
4	1:45.125	+0.810	12:26:29.056
5	1:44.806	+0.491	12:28:13.862
6	1:44.891	+0.576	12:29:58.753
7	1:44.315		12:31:43.068
8	1:45.548	+1.233	12:33:28.616
9	1:45.729	+1.414	12:35:14.345
10	1:45.019	+0.704	12:36:59.364
11	1:45.885	+1.570	12:38:45.249
12	1:45.778	+1.463	12:40:31.027
13	1:46.401	+2.086	12:42:17.428
14	1:46.465	+2.150	12:44:03.893
15	1:46.108	+1.793	12:45:50.001
16	1:45.779	+1.464	12:47:35.780
17	1:47.173	+2.858	12:49:22.953
18	1:46.691	+2.376	12:51:09.644
19	1:47.220	+2.905	12:52:56.864
20	1:47.039	+2.724	12:54:43.903
21	1:47.242	+2.927	12:56:31.145
22	1:48.149	+3.834	12:58:19.294
23	1:47.534	+3.219	13:00:06.828
24	1:47.581	+3.266	13:01:54.409
25	1:56.898	+12.583	13:03:51.307

(18) OLIVA PAN, JUAN

Lap	Lap Tm	Diff	Time of Day
1	1:45.013	+0.821	12:21:25.142
2	1:46.156	+1.964	12:23:11.298
3	1:46.707	+2.515	12:24:58.005
4	1:46.098	+1.906	12:26:44.103
5	1:46.448	+2.256	12:28:30.551
6	1:46.050	+1.858	12:30:16.601
7	1:44.966	+0.774	12:32:01.567
8	1:45.004	+0.812	12:33:46.571
9	1:44.192		12:35:30.763
10	1:44.888	+0.696	12:37:15.651
11	1:45.376	+1.184	12:39:01.027
12	1:46.202	+2.010	12:40:47.229
13	1:45.703	+1.511	12:42:32.932
14	1:46.666	+2.474	12:44:19.598
15	1:46.567	+2.375	12:46:06.165
16	1:45.440	+1.248	12:47:51.605
17	1:46.356	+2.164	12:49:37.961
18	1:48.355	+4.163	12:51:26.316
19	1:48.653	+4.461	12:53:14.969
20	1:48.000	+3.808	12:55:02.969
21	1:49.935	+5.743	12:56:52.904
22	1:48.242	+4.050	12:58:41.146
23	1:48.737	+4.545	13:00:29.883
24	1:48.215	+4.023	13:02:18.098
25	1:46.268	+2.076	13:04:04.366

(8) ESPEJO REVES, ALEX

Lap	Lap Tm	Diff	Time of Day
1	1:47.468	+3.250	12:21:21.569
2	1:46.385	+2.167	12:23:07.954
3	1:45.672	+1.454	12:24:53.626
4	1:45.008	+0.790	12:26:38.634
5	1:44.474	+0.256	12:28:23.108
6	1:44.218		12:30:07.326
7	1:44.972	+0.754	12:31:52.298
8	1:46.625	+2.407	12:33:38.923
9	1:45.544	+1.326	12:35:24.467
10	1:45.192	+0.974	12:37:09.659
11	1:45.925	+1.707	12:38:55.584
12	1:45.846	+1.628	12:40:41.430
13	1:46.161	+1.943	12:42:27.591
14	1:46.251	+2.033	12:44:13.842

Lap	Lap Tm	Diff	Time of Day
15	1:48.081	+3.863	12:46:01.923
16	1:47.625	+3.407	12:47:49.548
17	1:47.868	+3.650	12:49:37.416
18	1:48.207	+3.989	12:51:25.623
19	1:49.019	+4.801	12:53:14.642
20	1:47.814	+3.596	12:55:02.456
21	1:48.667	+4.449	12:56:51.123
22	1:49.601	+5.383	12:58:40.724
23	1:48.749	+4.531	13:00:29.473
24	1:48.145	+3.927	13:02:17.618
25	1:50.594	+6.376	13:04:08.212

(248) AUPETIT, PIERRE ROMAN

Lap	Lap Tm	Diff	Time of Day
1	1:48.776	+3.339	12:21:19.693
2	1:46.968	+1.531	12:23:06.661
3	1:46.520	+1.083	12:24:53.181
4	1:46.241	+0.804	12:26:39.422
5	1:45.437		12:28:24.859
6	1:45.981	+0.544	12:30:10.840
7	1:47.317	+1.880	12:31:58.157
8	1:48.263	+2.826	12:33:46.420
9	1:50.652	+5.215	12:35:37.072
10	1:48.909	+3.472	12:37:25.981
11	1:49.803	+4.366	12:39:15.784
12	1:47.783	+2.346	12:41:03.567
13	1:49.821	+4.384	12:42:53.388
14	1:50.969	+5.532	12:44:44.357
15	1:52.476	+7.039	12:46:36.833
16	1:49.032	+3.595	12:48:25.865
17	1:48.761	+3.324	12:50:14.626
18	1:49.058	+3.621	12:52:03.684
19	1:50.416	+4.979	12:53:54.100
20	1:48.691	+3.254	12:55:42.791
21	1:48.951	+3.514	12:57:31.742
22	1:50.083	+4.646	12:59:21.825
23	1:52.510	+7.073	13:01:14.335
24	1:51.436	+5.999	13:03:05.771
25	1:53.056	+7.619	13:04:58.827

(119) CAMARA LOPEZ, JOSEP MA

Lap	Lap Tm	Diff	Time of Day
1	1:48.452	+1.237	12:21:27.681
2	1:49.211	+1.996	12:23:16.892
3	1:49.942	+2.727	12:25:06.834
4	1:48.169	+0.954	12:26:55.003
5	1:48.744	+1.529	12:28:43.747
6	1:48.984	+1.769	12:30:32.731
7	1:48.705	+1.490	12:32:21.436
8	1:47.215		12:34:08.651
9	1:48.205	+0.990	12:35:56.856
10	1:50.576	+3.361	12:37:47.432
11	1:50.596	+3.381	12:39:38.028
12	1:50.406	+3.191	12:41:28.434
13	1:49.869	+2.654	12:43:18.303
14	1:49.919	+2.704	12:45:08.222
15	1:50.301	+3.086	12:46:58.523
16	1:50.229	+3.014	12:48:48.752
17	1:50.108	+2.893	12:50:38.860
18	1:49.690	+2.475	12:52:28.550
19	1:50.573	+3.358	12:54:19.123
20	1:50.598	+3.383	12:56:09.721
21	1:53.547	+6.332	12:58:03.268
22	1:51.520	+4.305	12:59:54.788
23	1:53.665	+6.450	13:01:48.453
24	1:51.168	+3.953	13:03:39.621

(37) POYATOS MOLINA, ISAAC

Lap	Lap Tm	Diff	Time of Day
1	1:47.863		12:21:21.084
2	1:54.852	+6.989	12:23:15.936
3	1:48.895	+1.032	12:25:04.831
4	1:49.235	+1.372	12:26:54.066
5	1:49.046	+1.183	12:28:43.112
6	1:49.191	+1.328	12:30:32.303
7	1:48.315	+0.452	12:32:20.618
8	1:50.025	+2.162	12:34:10.643
9	1:49.789	+1.926	12:36:00.432
10	1:52.187	+4.324	12:37:52.619
11	1:53.489	+5.626	12:39:46.108
12	1:50.467	+2.604	12:41:36.575
13	1:51.424	+3.561	12:43:27.999
14	1:51.726	+3.863	12:45:19.725
15	1:50.839	+2.976	12:47:10.564
16	1:52.264	+4.401	12:49:02.828
17	1:51.351	+3.488	12:50:54.179
18	1:52.186	+4.323	12:52:46.365
19	1:56.500	+8.637	12:54:42.865
20	1:55.896	+8.033	12:56:38.761
21	1:55.610	+7.747	12:58:34.371
22	1:58.827	+10.964	13:00:33.198
23	1:58.654	+10.791	13:02:31.852
24	2:03.845	+15.982	13:04:35.697

(19) ANTON APARICIO, ROBERTO

Lap	Lap Tm	Diff	Time of Day
1	1:45.741		12:21:31.431
2	1:45.793	+0.052	12:23:17.224
3	1:45.836	+0.095	12:25:03.060
4	1:45.938	+0.197	12:26:48.998
5	1:46.868	+1.127	12:28:35.866
6	1:46.289	+0.548	12:30:22.155
7	1:47.454	+1.713	12:32:09.609
8	1:47.166	+1.425	12:33:56.775
9	1:47.169	+1.428	12:35:43.944
10	1:47.571	+1.830	12:37:31.515
11	1:48.405	+2.664	12:39:19.920
12	1:46.364	+0.623	12:41:06.284
13	1:47.580	+1.839	12:42:53.864
14	1:48.699	+2.958	12:44:42.563
15	1:51.360	+5.619	12:46:33.923
16	1:49.429	+3.688	12:48:23.352
17	1:48.896	+3.155	12:50:12.248
18	1:48.488	+2.747	12:52:00.736
19	1:49.434	+3.693	12:53:50.170
20	1:49.895	+4.154	12:55:40.065
21	1:48.741	+3.000	12:57:28.806

(44) BUJARALAZ PORTOLES, RUBEN

Lap	Lap Tm	Diff	Time of Day
1	1:53.274	+1.995	12:21:33.940
2	1:51.621	+0.342	12:23:25.561
3	1:52.320	+1.041	12:25:17.881
4	1:52.438	+1.159	12:27:10.319
5	1:51.279		12:29:01.598
6	1:52.892	+1.613	12:30:54.490
7	1:54.224	+2.945	12:32:48.714
8	1:52.727	+1.448	12:34:41.441
9	1:52.250	+0.971	12:36:33.691
10	1:52.276	+0.997	12:38:25.967
11	1:54.781	+3.502	12:40:20.748
12	1:53.303	+2.024	12:42:14.051
13	1:53.723	+2.444	12:44:07.774
14	1:55.888	+4.609	12:46:03.662
15	1:57.834	+6.555	12:48:01.496
16	1:58.232	+6.953	12:49:59.728
17	1:56.492	+5.213	12:51:56.220

Trofeu Català de Quads - Masllorenç

Q1-Q2

Circuit de Masllorenç 2,000 km

Carrera - Segona Màniga

07/05/2017 12:19

Cursa (45:00 Temps) started at 12:17:45

Lap	Lap Tm	Diff	Time of Day
18	1:57.387	+6.108	12:53:53.607
19	1:58.897	+7.618	12:55:52.504

(5) ESTEBAN PLO, MIGUEL

Lap	Lap Tm	Diff	Time of Day
1	1:48.336	+2.397	12:21:23.970
2	1:46.888	+0.949	12:23:10.858
3	1:46.382	+0.443	12:24:57.240
4	1:46.367	+0.428	12:26:43.607
5	1:46.527	+0.588	12:28:30.134
6	1:45.939		12:30:16.073
7	1:50.480	+4.541	12:32:06.553
8	1:49.672	+3.733	12:33:56.225
9	1:51.861	+5.922	12:35:48.086

Lap	Lap Tm	Diff	Time of Day
-----	--------	------	-------------

Lap	Lap Tm	Diff	Time of Day
-----	--------	------	-------------

Trofeu Català de Quads - Masllorenc

Ordenat per la volta més ràpida

Q1-Q2

Circuit de Masllorenc 2,000 km

Entrenaments Qualificatius

07/05/2017 09:40

Classificació (30:00 Temps) started at 9:28:48

Pos.	Núm.	Pilot	Millor Tm	Volta	Dif	2° Millor	Club	Categoria
1	94	VILA VAQUES, DANIEL	1:35.763	11		1:35.846	Mc Igualada	Q1
2	13	DIAZ GOMEZ, KILLIAN	1:37.829	14	2.066	1:38.415	Mc P.Mafumet	Q1
3	88	AMO AIRA, GUILLERMO	1:37.940	9	2.177	1:38.340	Enducross Almenara	Q1
4	77	OBRADO MITJANS, FRANCESC XAVIER	1:38.167	4	2.404	1:38.688	Mc Salomo	Q1
5	47	TORRES SOLER, ANTHONY	1:38.814	11	3.051	1:39.266	Esc. La Selva	Q1
6	18	OLIVA PAN, JUAN	1:39.262	9	3.499	1:39.425	Mc Salomo	Q2
7	19	ANTON APARICIO, ROBERTO	1:40.457	8	4.694	1:41.039	Vallisoletano Mc.	Q2
8	8	ESPEJO REVES, ALEX	1:41.876	10	6.113	1:42.092	Terré Almenar	Q2
9	90	GAJON GARCIA, MARIO	1:41.987	11	6.224	1:42.125	Mc. Zuera	Q2
10	57	CASANOVA TALLADA, GERARD	1:42.972	8	7.209	1:43.098	Mc Foc i Fuegu	Q2
11	119	CAMARA LOPEZ, JOSEP MA	1:43.132	12	7.369	1:43.804	Ausio Racing T.	Q2
12	248	AUPETIT , PIERRE ROMAN	1:44.135	3	8.372	1:44.495	Pm Figueres	Q2
13	49	VIVO VALLS, ALBERT	1:44.548	4	8.785	1:45.509	MC 3 Turons	Q2
14	37	POYATOS MOLINA, ISAAC	1:44.955	4	9.192	1:45.414	Mc P.Mafumet	Q2
15	5	ESTEBAN PLO, MIGUEL	1:48.334	3	12.571	1:48.530	Mc. Vallemesa	Q2
16	44	BUJARALAZ PORTOLES, RUBEN	1:49.151	11	13.388	1:49.254	Terré Almenar	Q2

Trofeu Català de Quads - Masllorenç

Q1-Q2

Circuit de Masllorenç 2,000 km

Entrenaments Qualificatius

07/05/2017 09:40

Classificació (30:00 Temps) started at 9:28:48

Lap	Lap Tm	Diff	Time of Day
(94) VILA VAQUES, DANIEL			
1			9:30:42.812
2	1:37.824	+2.061	9:32:20.636
3	1:38.431	+2.668	9:33:59.067
4	1:50.208	+14.445	9:35:49.275
5	1:36.905	+1.142	9:37:26.180
6	1:46.294	+10.531	9:39:12.474
7	1:37.561	+1.798	9:40:50.035
8	1:45.209	+9.446	9:42:35.244
9	1:45.560	+9.797	9:44:20.804
10	1:46.793	+11.030	9:46:07.597
11	1:35.763		9:47:43.360
12	1:48.738	+12.975	9:49:32.098
13	1:40.458	+4.695	9:51:12.556
14	1:38.632	+2.869	9:52:51.188
15	1:35.846	+0.083	9:54:27.034
16	1:58.132	+22.369	9:56:25.166
17	1:37.279	+1.516	9:58:02.445
18	1:54.507	+18.744	9:59:56.952

Lap	Lap Tm	Diff	Time of Day
(13) DIAZ GOMEZ, KILLIAN			
1			9:31:20.859
2	1:40.383	+2.554	9:33:01.242
3	1:59.515	+21.686	9:35:00.757
4	1:39.215	+1.386	9:36:39.972
5	1:39.492	+1.663	9:38:19.464
6	2:05.751	+27.922	9:40:25.215
7	1:38.622	+0.793	9:42:03.837
8	2:00.279	+22.450	9:44:04.116
9	1:38.944	+1.115	9:45:43.060
10	2:19.643	+41.814	9:48:02.703
11	1:38.415	+0.586	9:49:41.118
12	1:38.978	+1.149	9:51:20.096
13	2:37.025	+59.196	9:53:57.121
14	1:37.829		9:55:34.950
15	2:03.421	+25.592	9:57:38.371
16	1:39.215	+1.386	9:59:17.586

Lap	Lap Tm	Diff	Time of Day
(88) AMO AIRA, GUILLERMO			
1			9:31:05.572
2	1:39.677	+1.737	9:32:45.249
3	1:43.520	+5.580	9:34:28.769
4	1:38.709	+0.769	9:36:07.478
5	1:39.783	+1.843	9:37:47.261
6	2:14.161	+36.221	9:40:01.422
7	5:32.812	+3:54.872	9:45:34.234
8	1:38.340	+0.400	9:47:12.574
9	1:37.940		9:48:50.514
10	2:02.129	+24.189	9:50:52.643
11	2:05.967	+28.027	9:52:58.610

Lap	Lap Tm	Diff	Time of Day
(77) OBRADO MITJANS, FRANCESC XAVIER			
1			9:31:14.729
2	1:38.688	+0.521	9:32:53.417
3	2:08.979	+30.812	9:35:02.396
4	1:38.167		9:36:40.563
5	2:22.203	+44.036	9:39:02.766

Lap	Lap Tm	Diff	Time of Day
(47) TORRES SOLER, ANTHONY			
1			9:31:22.623
2	1:43.854	+5.040	9:33:06.477
3	1:40.803	+1.989	9:34:47.280
4	2:39.164	+1:00.350	9:37:26.444
5	4:18.669	+2:39.855	9:41:45.113
6	1:39.289	+0.475	9:43:24.402

Lap	Lap Tm	Diff	Time of Day
7	1:39.266	+0.452	9:45:03.668
8	2:31.036	+52.222	9:47:34.704
9	1:39.519	+0.705	9:49:14.223
10	2:29.098	+50.284	9:51:43.321
11	1:38.814		9:53:22.135
12	2:32.983	+54.169	9:55:55.118

Lap	Lap Tm	Diff	Time of Day
(18) OLIVA PAN, JUAN			
1			9:31:02.744
2	1:40.327	+1.065	9:32:43.071
3	1:40.838	+1.576	9:34:23.909
4	1:40.024	+0.762	9:36:03.933
5	1:40.477	+1.215	9:37:44.410
6	1:42.825	+3.563	9:39:27.235
7	7:38.826	+5:59.564	9:47:06.061
8	1:39.425	+0.163	9:48:45.486
9	1:39.262		9:50:24.748
10	1:40.106	+0.844	9:52:04.854
11	1:40.771	+1.509	9:53:45.625
12	1:53.710	+14.448	9:55:39.335

Lap	Lap Tm	Diff	Time of Day
(19) ANTON APARICIO, ROBERTO			
1			9:32:42.214
2	2:09.465	+29.008	9:34:51.679
3	1:42.865	+2.408	9:36:34.544
4	1:42.335	+1.878	9:38:16.879
5	2:10.685	+30.228	9:40:27.564
6	1:41.039	+0.582	9:42:08.603
7	2:27.808	+47.351	9:44:36.411
8	1:40.457		9:46:16.868
9	2:27.106	+46.649	9:48:43.974

Lap	Lap Tm	Diff	Time of Day
(8) ESPEJO REVES, ALEX			
1			9:32:39.223
2	1:51.307	+9.431	9:34:30.530
3	1:44.069	+2.193	9:36:14.599
4	1:42.778	+0.902	9:37:57.377
5	1:42.464	+0.588	9:39:39.841
6	1:42.807	+0.931	9:41:22.648
7	1:42.318	+0.442	9:43:04.966
8	2:12.019	+30.143	9:45:16.985
9	1:42.773	+0.897	9:46:59.758
10	1:41.876		9:48:41.634
11	2:17.219	+35.343	9:50:58.853
12	1:57.460	+15.584	9:52:56.313
13	1:42.543	+0.667	9:54:38.856
14	2:11.637	+29.761	9:56:50.493
15	1:42.092	+0.216	9:58:32.585
16	2:17.476	+35.600	10:00:50.061

Lap	Lap Tm	Diff	Time of Day
(90) GAJON GARCIA, MARIO			
1			9:31:44.740
2	1:46.199	+4.212	9:33:30.939
3	1:44.554	+2.567	9:35:15.493
4	1:57.953	+15.966	9:37:13.446
5	1:42.491	+0.504	9:38:55.937
6	1:42.125	+0.138	9:40:38.062
7	1:42.324	+0.337	9:42:20.386
8	2:18.507	+36.520	9:44:38.893
9	1:42.281	+0.294	9:46:21.174
10	1:42.189	+0.202	9:48:03.363
11	1:41.987		9:49:45.350
12	2:04.602	+22.615	9:51:49.952

Lap	Lap Tm	Diff	Time of Day
(57) CASANOVA TALLADA, GERARD			
1			9:31:01.655

Lap	Lap Tm	Diff	Time of Day
2	1:49.181	+6.209	9:32:50.836
3	1:45.118	+2.146	9:34:35.954
4	1:43.496	+0.524	9:36:19.450
5	1:43.616	+0.644	9:38:03.066
6	1:44.084	+1.112	9:39:47.150
7	1:44.341	+1.369	9:41:31.491
8	1:42.972		9:43:14.463
9	1:44.413	+1.441	9:44:58.876
10	8:10.256	+6:27.284	9:53:09.132
11	1:43.966	+0.994	9:54:53.098
12	1:43.098	+0.126	9:56:36.196
13	1:43.390	+0.418	9:58:19.586
14	1:44.993	+2.021	10:00:04.579

Lap	Lap Tm	Diff	Time of Day
(119) CAMARA LOPEZ, JOSEP MA			
1			9:31:41.304
2	1:47.304	+4.172	9:33:28.608
3	2:08.495	+25.363	9:35:37.103
4	2:11.518	+28.386	9:37:48.621
5	1:45.003	+1.871	9:39:33.624
6	2:12.766	+29.634	9:41:46.390
7	1:43.804	+0.672	9:43:30.194
8	2:21.610	+38.478	9:45:51.804
9	5:18.385	+3:35.253	9:51:10.189
10	1:45.058	+1.926	9:52:55.247
11	2:05.422	+22.290	9:55:00.669
12	1:43.132		9:56:43.801
13	2:32.263	+49.131	9:59:16.064

Lap	Lap Tm	Diff	Time of Day
(248) AUPETIT, PIERRE ROMAN			
1			9:31:44.415
2	1:51.104	+6.969	9:33:35.519
3	1:44.135		9:35:19.654
4	1:44.495	+0.360	9:37:04.149
5	1:45.859	+1.724	9:38:50.008
6	2:04.256	+20.121	9:40:54.264
7	1:44.965	+0.830	9:42:39.229
8	1:45.582	+1.447	9:44:24.811
9	1:44.721	+0.586	9:46:09.532
10	2:21.382	+37.247	9:48:30.914

Lap	Lap Tm	Diff	Time of Day
(49) VIVO VALLS, ALBERT			
1			9:33:17.788
2	4:00.813	+2:16.265	9:37:18.601
3	1:45.509	+0.961	9:39:04.110
4	1:44.548		9:40:48.658
5	1:49.021	+4.473	9:42:37.679
6	1:52.099	+7.551	9:44:29.778

Lap	Lap Tm	Diff	Time of Day
(37) POYATOS MOLINA, ISAAC			
1			9:31:42.600
2	1:46.505	+1.550	9:33:29.105
3	1:45.414	+0.459	9:35:14.519
4	1:44.955		9:36:59.474
5	1:45.459	+0.504	9:38:44.933
6	2:16.522	+31.567	9:41:01.455
7	2:01.362	+16.407	9:43:02.817
8	1:45.903	+0.948	9:44:48.720
9	1:49.732	+4.777	9:46:38.452
10	5:40.618	+3:55.663	9:52:19.070
11	1:46.244	+1.289	9:54:05.314
12	1:47.304	+2.349	9:55:52.618
13	1:47.373	+2.418	

Trofeu Català de Quads - Masllorenç

Q1-Q2

Circuit de Masllorenç 2,000 km

Entrenaments Qualificatius

07/05/2017 09:40

Classificació (30:00 Temps) started at 9:28:48

Lap	Lap Tm	Diff	Time of Day
1			9:31:56.790
2	1:52.237	+3.903	9:33:49.027
3	1:48.334		9:35:37.361
4	1:48.530	+0.196	9:37:25.891
5	1:50.983	+2.649	9:39:16.874
6	1:49.482	+1.148	9:41:06.356

(44) BUJARALAZ PORTOLES, RUBEN

1			9:31:55.064
2	1:51.642	+2.491	9:33:46.706
3	2:00.489	+11.338	9:35:47.195
4	1:50.838	+1.687	9:37:38.033
5	1:50.326	+1.175	9:39:28.359
6	1:49.919	+0.768	9:41:18.278
7	2:15.346	+26.195	9:43:33.624
8	6:28.944	+4:39.793	9:50:02.568
9	1:49.551	+0.400	9:51:52.119
10	1:49.254	+0.103	9:53:41.373
11	1:49.151		9:55:30.524
12	1:55.029	+5.878	9:57:25.553

Lap	Lap Tm	Diff	Time of Day
-----	--------	------	-------------

Lap	Lap Tm	Diff	Time of Day
-----	--------	------	-------------

Trofeu Català de Quads - Masllorenç

QAmateur

Circuit de Masllorenç 2,000 km

Classificació Final

Pos.	Núm.	Cognoms i Nom	Llicència	Club	R1.	R2.	Total Punts
1	34	MARIN LOPEZ, PEDRO ANTONIO	875975-B	Mc P.Mafumet	25	25	50
2	40	MARTINEZ GARCIA, SERGI	875825-B	Pm Figueres	18	22	40
3	25	CIURANA GAROLERA, JESUS	875670-GI	Mc Rav Motor	20	20	40
4	35	VERA RICO, TONI	875723-L	Terré Almenar	22	14	36
5	15	BARJOLA MARTINEZ, PABLO	874854-B	MC Enduro Cunit	14	18	32
6	5	CASES NADAL, ORIOL	875736-L	Terré Almenar	15	15	30
7	82	PEDERNERA , JULIAN	876055-T	Mc P.Mafumet	13	16	29
8	16	CLERIGUE FRAILE, DANIEL	876075-B	Mc Rav Motor	10	12	22
9	64	GISPert PERICAS, JOSE	875774-B	MC 3 Turons	9	13	22
10	199	FRANCISCO PEREA, DANIEL	875835-GI	Pm Figueres	16	--	16
11	11	ALFAGEME ARTIGAS, SANTIAGO	876077-GI	Mc Rav Motor	12	--	12
12	542	BOSCH MITJAVILA, DAVID	875756-B	Pm Figueres	11	--	11
NT	41	POYATOS POZO, EDGAR	875789-T	Mc P.Mafumet	0	--	0


Abreujat Nom

R1. QAmateur - Carrera - Primera Màniga
R2. QAmateur - Carrera - Segona Màniga

Abreujat Nom

Cap de cronometratge / Director de Cursa / President del Jurat

Orbits

Trofeu Català de Quads - Masllorenç
classificat per voltes
QAmateur
Circuit de Masllorenç 2,000 km
Carrera - Primera Màniga
07/05/2017 10:25
Cursa (20:00 Temps) started at 10:06:31


Pos.	Núm.	Pilot	Voltes	Total Ts	Dif	Millor Tm	Volta	Categoria	Punts
1	34	MARIN LOPEZ, PEDRO ANTONIO	11	20:47.847		1:41.765	2	Trofeu Qam:	25
2	35	VERA RICO, TONI	11	21:12.279	24.432	1:44.113	3	Trofeu Qam:	22
3	25	CIURANA GAROLERA, JESUS	11	21:21.342	33.495	1:45.152	1	Trofeu Qam:	20
4	40	MARTINEZ GARCIA, SERGI	11	21:26.576	38.729	1:44.094	1	Trofeu Qam:	18
5	199	FRANCISCO PEREA, DANIEL	11	21:28.910	41.063	1:46.019	1	Trofeu Qam:	16
6	5	CASES NADAL, ORIOL	11	21:51.394	1:03.547	1:49.492	2	Trofeu Qam:	15
7	15	BARJOLA MARTINEZ, PABLO	11	21:52.344	1:04.497	1:46.214	1	Trofeu Qam:	14
8	82	PEDERNERA, JULIAN	11	22:41.546	1:53.699	1:46.592	2	Trofeu Qam:	13
9	11	ALFAGEME ARTIGAS, SANTIAGO	10	21:03.295	1 Volta	1:51.579	3	Trofeu Qam:	12
10	542	BOSCH MITJAVILA, DAVID	10	21:19.379	1 Volta	1:55.646	2	Trofeu Qam:	11
11	16	CLERIGUE FRAILE, DANIEL	10	21:24.094	1 Volta	1:54.080	4	Trofeu Qam:	10
12	64	GISPert PERICAS, JOSE	10	21:59.237	1 Volta	1:56.407	3	Trofeu Qam:	9

No classificat (33% = 4 Voltes)

NT	41	POYATOS POZO, EDGAR	3	7:46.860	NT	1:54.730	1	Trofeu Qam:	0
----	----	---------------------	---	----------	----	----------	---	-------------	---

Trofeu Català de Quads - Masllorenç

Volta a volta

QAmateur

Circuit de Masllorenç 2,000 km

Carrera - Primera Màniga

07/05/2017 10:25

Cursa (20:00 Temps) started at 10:06:31

Competidors

Voltes

	0	1	2	3	4	5	6	7	8	9	10	11
MARIN LOPEZ, PEDRO ANTONIO (34)	1	34	34	34	34	34	34	34	34	34	34	34
FRANCISCO PEREA, DANIEL (199)	2	199	40	40	40	40	35	35	35	35	35	35
MARTINEZ GARCIA, SERGI (40)	3	40	199	35	35	35	40	40	25	25	25	25
VERA RICO, TONI (35)	4	35	25	199	199	199	25	25	40	40	40	40
CIURANA GAROLERA, JESUS (25)	5	25	35	25	25	25	199	199	199	199	199	199
BARJOLA MARTINEZ, PABLO (15)	6	15	15	15	15	15	15	15	15	15	5	5
CASES NADAL, ORIOL (5)	7	5	82	82	82	82	82	5	5	5	5	15
PEDERNERA, JULIAN (82)	8	82	5	5	5	5	5	82	82	82	82	82
BOSCH MITJAVILA, DAVID (542)	9	542	11	11	11	11	11	11	11	11	11	11
ALFAGEME ARTIGAS, SANTIAGO (11)	10	11	542	542	542	542	542	542	542	542	542	542
CLERIGUE FRAILE, DANIEL (16)	11	16	16	16	16	16	16	16	16	16	16	16
POYATOS POZO, EDGAR (41)	12	41	41	64	64	64	64	64	64	64	64	64
GISPert PERICAS, JOSE (64)	13	64	64	41	41							

Trofeu Català de Quads - Masllorenç

QAmateur

Circuit de Masllorenç 2,000 km

Carrera - Primera Màniga

07/05/2017 10:25

Cursa (20:00 Temps) started at 10:06:31

Lap	Lap Tm	Diff	Time of Day
(34) MARIN LOPEZ, PEDRO ANTONIO			
1	1:42.161	+0.396	10:09:39.769
2	1:41.765		10:11:21.534
3	1:43.900	+2.135	10:13:05.434
4	1:46.156	+4.391	10:14:51.590
5	1:46.017	+4.252	10:16:37.607
6	1:45.126	+3.361	10:18:22.733
7	1:47.248	+5.483	10:20:09.981
8	1:49.116	+7.351	10:21:59.097
9	1:46.183	+4.418	10:23:45.280
10	1:45.184	+3.419	10:25:30.464
11	1:48.819	+7.054	10:27:19.283

Lap	Lap Tm	Diff	Time of Day
(35) VERA RICO, TONI			
1	1:46.575	+2.462	10:09:48.802
2	1:44.736	+0.623	10:11:33.538
3	1:44.113		10:13:17.651
4	1:45.500	+1.387	10:15:03.151
5	1:46.694	+2.581	10:16:49.845
6	1:46.668	+2.555	10:18:36.513
7	1:46.102	+1.989	10:20:22.615
8	1:47.979	+3.866	10:22:10.594
9	1:49.842	+5.729	10:24:00.436
10	1:49.837	+5.724	10:25:50.273
11	1:53.442	+9.329	10:27:43.715

Lap	Lap Tm	Diff	Time of Day
(25) CIURANA GAROLERA, JESUS			
1	1:45.152		10:09:48.062
2	1:47.193	+2.041	10:11:35.255
3	1:47.482	+2.330	10:13:22.737
4	1:48.825	+3.673	10:15:11.562
5	1:48.490	+3.338	10:17:00.052
6	1:48.198	+3.046	10:18:48.250
7	1:48.593	+3.441	10:20:36.843
8	1:49.117	+3.965	10:22:25.960
9	1:49.106	+3.954	10:24:15.066
10	1:48.804	+3.652	10:26:03.870
11	1:48.908	+3.756	10:27:52.778

Lap	Lap Tm	Diff	Time of Day
(40) MARTINEZ GARCIA, SERGI			
1	1:44.094		10:09:44.625
2	1:44.418	+0.324	10:11:29.043
3	1:45.243	+1.149	10:13:14.286
4	1:47.706	+3.612	10:15:01.992
5	1:53.516	+9.422	10:16:55.508
6	1:51.449	+7.355	10:18:46.957
7	1:50.818	+6.724	10:20:37.775
8	1:49.431	+5.337	10:22:27.206
9	1:50.299	+6.205	10:24:17.505
10	1:51.137	+7.043	10:26:08.642
11	1:49.370	+5.276	10:27:58.012

Lap	Lap Tm	Diff	Time of Day
(199) FRANCISCO PEREA, DANIEL			
1	1:46.019		10:09:45.960
2	1:48.193	+2.174	10:11:34.153
3	1:47.618	+1.599	10:13:21.771
4	1:48.933	+2.914	10:15:10.704
5	1:49.608	+3.589	10:17:00.312
6	1:50.338	+4.319	10:18:50.650
7	1:50.174	+4.155	10:20:40.824
8	1:49.947	+3.928	10:22:30.771
9	1:50.762	+4.743	10:24:21.533
10	1:49.632	+3.613	10:26:11.165
11	1:49.181	+3.162	10:28:00.346

Lap	Lap Tm	Diff	Time of Day
(5) CASES NADAL, ORIOL			
1	1:50.054	+0.562	10:09:56.687
2	1:49.492		10:11:46.179
3	1:50.159	+0.667	10:13:36.338
4	1:50.518	+1.026	10:15:26.856
5	1:50.785	+1.293	10:17:17.641
6	1:49.974	+0.482	10:19:07.615
7	1:49.656	+0.164	10:20:57.271
8	1:50.483	+0.991	10:22:47.754
9	1:51.177	+1.685	10:24:38.931
10	1:51.398	+1.906	10:26:30.329
11	1:52.501	+3.009	10:28:22.830

Lap	Lap Tm	Diff	Time of Day
(15) BARJOLA MARTINEZ, PABLO			
1	1:46.214		10:09:50.977
2	1:48.294	+2.080	10:11:39.271
3	1:48.926	+2.712	10:13:28.197
4	1:50.059	+3.845	10:15:18.256
5	1:51.377	+5.163	10:17:09.633
6	1:54.094	+7.880	10:19:03.727
7	1:51.493	+5.279	10:20:55.220
8	1:51.331	+5.117	10:22:46.551
9	1:51.253	+5.039	10:24:37.804
10	1:53.354	+7.140	10:26:31.158
11	1:52.622	+6.408	10:28:23.780

Lap	Lap Tm	Diff	Time of Day
(82) PEDERNERA, JULIAN			
1	1:47.504	+0.912	10:09:54.408
2	1:46.592		10:11:41.000
3	1:49.502	+2.910	10:13:30.502
4	1:51.032	+4.440	10:15:21.534
5	1:54.443	+7.851	10:17:15.977
6	2:01.778	+15.186	10:19:17.755
7	2:00.269	+13.677	10:21:18.024
8	1:55.709	+9.117	10:23:13.733
9	2:00.397	+13.805	10:25:14.130
10	1:58.433	+11.841	10:27:12.563
11	2:00.419	+13.827	10:29:12.982

Lap	Lap Tm	Diff	Time of Day
(11) ALFAGEME ARTIGAS, SANTIAGO			
1	1:53.309	+1.730	10:10:07.033
2	1:52.791	+1.212	10:11:59.824
3	1:51.579		10:13:51.403
4	1:53.868	+2.289	10:15:45.271
5	1:56.697	+5.118	10:17:41.968
6	1:57.276	+5.697	10:19:39.244
7	1:54.213	+2.634	10:21:33.457
8	1:55.967	+4.388	10:23:29.424
9	2:00.537	+8.958	10:25:29.961
10	2:04.770	+13.191	10:27:34.731


Lap	Lap Tm	Diff	Time of Day
(542) BOSCH MITJAVILA, DAVID			
1	1:55.824	+0.178	10:10:08.712
2	1:55.646		10:12:04.358
3	1:57.613	+1.967	10:14:01.971
4	1:55.933	+0.287	10:15:57.904
5	1:56.918	+1.272	10:17:54.822
6	1:56.116	+0.470	10:19:50.938
7	1:56.274	+0.628	10:21:47.212
8	1:56.583	+0.937	10:23:43.795
9	2:02.498	+6.852	10:25:46.293
10	2:04.522	+8.876	10:27:50.815

Lap	Lap Tm	Diff	Time of Day
(16) CLERIGUE FRAILE, DANIEL			
1	1:55.044	+0.964	10:10:10.603
2	1:59.303	+5.223	10:12:09.906

Lap	Lap Tm	Diff	Time of Day
3	1:55.151	+1.071	10:14:05.057
4	1:54.080		10:15:59.137
5	1:57.813	+3.733	10:17:56.950
6	1:59.358	+5.278	10:19:56.308
7	1:59.342	+5.262	10:21:55.650
8	2:00.624	+6.544	10:23:56.274
9	1:59.376	+5.296	10:25:55.650
10	1:59.880	+5.800	10:27:55.530

Lap	Lap Tm	Diff	Time of Day
(64) GISPERT PERICAS, JOSE			
1	1:57.122	+0.715	10:10:21.687
2	1:59.377	+2.970	10:12:21.064
3	1:56.407		10:14:17.471
4	1:59.547	+3.140	10:16:17.018
5	2:00.659	+4.252	10:18:17.677
6	2:00.403	+3.996	10:20:18.080
7	2:04.203	+7.796	10:22:22.283
8	2:03.957	+7.550	10:24:26.240
9	1:59.410	+3.003	10:26:25.650
10	2:05.023	+8.616	10:28:30.673

Lap	Lap Tm	Diff	Time of Day
(41) POYATOS POZO, EDGAR			
1	1:54.730		10:10:12.733
2	2:10.170	+15.440	10:12:22.903
3	1:55.393	+0.663	10:14:18.296

Trofeu Català de Quads - Masllorenç
classificat per voltes
QAmateur
Circuit de Masllorenç 2,000 km
Carrera - Segona Màniga
07/05/2017 11:45
Cursa (20:00 Temps) started at 11:46:16


Pos.	Núm.	Pilot	Voltes	Total Ts	Dif	Millor Tm	Volta	Categoria	Punts
1	34	MARIN LOPEZ, PEDRO ANTONIO	11	21:40.326		1:46.745	9	Trofeu Qam:	25
2	40	MARTINEZ GARCIA, SERGI	11	22:32.511	52.185	1:51.756	3	Trofeu Qam:	22
3	25	CIURANA GAROLERA, JESUS	11	23:10.110	1:29.784	1:52.878	7	Trofeu Qam:	20
4	15	BARJOLA MARTINEZ, PABLO	11	23:32.112	1:51.786	1:55.395	7	Trofeu Qam:	18
5	82	PEDERNERA , JULIAN	10	21:43.654	1 Volta	1:56.573	9	Trofeu Qam:	16
6	5	CASES NADAL, ORIOL	10	21:45.038	1 Volta	1:55.007	9	Trofeu Qam:	15
7	35	VERA RICO, TONI	10	22:08.089	1 Volta	1:51.826	6	Trofeu Qam:	14
8	64	GISPert PERICAS, JOSE	10	23:37.257	1 Volta	2:00.190	10	Trofeu Qam:	13
9	16	CLERIGUE FRAILE, DANIEL	10	23:38.720	1 Volta	2:02.117	6	Trofeu Qam:	12

Trofeu Català de Quads - Masllorenç

Volta a volta


QAmateur

Circuit de Masllorenç 2,000 km

Carrera - Segona Màniga

07/05/2017 11:45

Cursa (20:00 Temps) started at 11:46:16



Competidors	Voltes											
	0	1	2	3	4	5	6	7	8	9	10	11
MARIN LOPEZ, PEDRO ANTONIO (34)	1	34	34	34	34	34	34	34	34	34	34	34
MARTINEZ GARCIA, SERGI (40)	2	40	40	40	40	40	40	40	40	40	40	40
PEDERNERA , JULIAN (82)	3	82	82	82	82	82	25	25	25	25	25	25
CIURANA GAROLERA, JESUS (25)	4	25	25	25	25	25	82	15	15	15	15	15
BARJOLA MARTINEZ, PABLO (15)	5	15	15	15	15	15	15	82	82	82	82	82
CASES NADAL, ORIOL (5)	6	5	5	5	5	5	5	5	5	5	5	5
CLERIGUE FRAILE, DANIEL (16)	7	16	16	16	35	35	35	35	35	35	35	35
VERA RICO, TONI (35)	8	35	35	35	16	16	16	16	16	16	16	64
GISPert PERICAS, JOSE (64)	9	64	64	64	64	64	64	64	64	64	64	16

Trofeu Català de Quads - Masllorenç

QAmateur

Circuit de Masllorenç 2,000 km

Carrera - Segona Màniga

07/05/2017 11:45

Cursa (20:00 Temps) started at 11:46:16

Lap	Lap Tm	Diff	Time of Day
(34) MARIN LOPEZ, PEDRO ANTONIO			
1	1:47.797	+1.052	11:49:42.098
2	1:49.692	+2.947	11:51:31.790
3	1:50.877	+4.132	11:53:22.667
4	1:51.697	+4.952	11:55:14.364
5	1:49.753	+3.008	11:57:04.117
6	1:50.345	+3.600	11:58:54.462
7	1:48.151	+1.406	12:00:42.613
8	1:48.759	+2.014	12:02:31.372
9	1:46.745		12:04:18.117
10	1:48.986	+2.241	12:06:07.103
11	1:50.193	+3.448	12:07:57.296

Lap	Lap Tm	Diff	Time of Day
(40) MARTINEZ GARCIA, SERGI			
1	1:53.448	+1.692	11:49:49.805
2	1:53.183	+1.427	11:51:42.988
3	1:51.756		11:53:34.744
4	1:52.631	+0.875	11:55:27.375
5	1:51.826	+0.070	11:57:19.201
6	1:52.058	+0.302	11:59:11.259
7	1:52.843	+1.087	12:01:04.102
8	1:54.863	+3.107	12:02:58.965
9	1:55.469	+3.713	12:04:54.434
10	1:56.667	+4.911	12:06:51.101
11	1:58.380	+6.624	12:08:49.481

Lap	Lap Tm	Diff	Time of Day
(25) CIURANA GAROLERA, JESUS			
1	2:02.717	+9.839	11:50:09.663
2	1:59.759	+6.881	11:52:09.422
3	1:56.676	+3.798	11:54:06.098
4	1:57.532	+4.654	11:56:03.630
5	1:58.892	+6.014	11:58:02.522
6	1:57.528	+4.650	12:00:00.050
7	1:52.878		12:01:52.928
8	1:53.276	+0.398	12:03:46.204
9	1:53.845	+0.967	12:05:40.049
10	1:53.373	+0.495	12:07:33.422
11	1:53.658	+0.780	12:09:27.080

Lap	Lap Tm	Diff	Time of Day
(15) BARJOLA MARTINEZ, PABLO			
1	2:01.718	+6.323	11:50:11.706
2	1:59.775	+4.380	11:52:11.481
3	1:59.256	+3.861	11:54:10.737
4	1:59.525	+4.130	11:56:10.262
5	1:58.689	+3.294	11:58:08.951
6	1:56.334	+0.939	12:00:05.285
7	1:55.395		12:02:00.680
8	1:56.590	+1.195	12:03:57.270
9	1:58.167	+2.772	12:05:55.437
10	1:56.657	+1.262	12:07:52.094
11	1:56.988	+1.593	12:09:49.082

Lap	Lap Tm	Diff	Time of Day
(82) PEDERNERA , JULIAN			
1	2:02.347	+5.774	11:50:07.706
2	2:00.215	+3.642	11:52:07.921
3	1:57.409	+0.836	11:54:05.330
4	1:56.977	+0.404	11:56:02.307
5	1:57.759	+1.186	11:58:00.066
6	2:02.559	+5.986	12:00:02.625
7	2:03.042	+6.469	12:02:05.667
8	2:01.314	+4.741	12:04:06.981
9	1:56.573		12:06:03.554
10	1:57.070	+0.497	12:08:00.624

(5) CASES NADAL, ORIOL

Lap	Lap Tm	Diff	Time of Day
1	2:04.319	+9.312	11:50:26.180
2	2:01.033	+6.026	11:52:27.213
3	2:00.135	+5.128	11:54:27.348
4	1:56.621	+1.614	11:56:23.969
5	1:57.918	+2.911	11:58:21.887
6	1:57.236	+2.229	12:00:19.123
7	1:56.038	+1.031	12:02:15.161
8	1:55.023	+0.016	12:04:10.184
9	1:55.007		12:06:05.191
10	1:56.817	+1.810	12:08:02.008

Lap	Lap Tm	Diff	Time of Day
(35) VERA RICO, TONI			
1	2:09.367	+17.541	11:50:42.094
2	2:09.837	+18.011	11:52:51.931
3	2:03.964	+12.138	11:54:55.895
4	2:05.748	+13.922	11:57:01.643
5	1:55.208	+3.382	11:58:56.851
6	1:51.826		12:00:48.677
7	1:52.764	+0.938	12:02:41.441
8	1:54.241	+2.415	12:04:35.682
9	1:52.604	+0.778	12:06:28.286
10	1:56.773	+4.947	12:08:25.059

Lap	Lap Tm	Diff	Time of Day
(64) GISPERT PERICAS, JOSE			
1	2:16.559	+16.369	11:51:05.045
2	2:11.647	+11.457	11:53:16.692
3	2:11.085	+10.895	11:55:27.777
4	2:13.510	+13.320	11:57:41.287
5	2:04.993	+4.803	11:59:46.280
6	2:00.748	+0.558	12:01:47.028
7	2:00.927	+0.737	12:03:47.955
8	2:02.743	+2.553	12:05:50.698
9	2:03.339	+3.149	12:07:54.037
10	2:00.190		12:09:54.227

Lap	Lap Tm	Diff	Time of Day
(16) CLERIGUE FRAILE, DANIEL			
1	2:16.620	+14.503	11:50:41.530
2	2:09.223	+7.106	11:52:50.753
3	2:36.278	+34.161	11:55:27.031
4	2:08.320	+6.203	11:57:35.351
5	2:05.240	+3.123	11:59:40.591
6	2:02.117		12:01:42.708
7	2:02.918	+0.801	12:03:45.626
8	2:03.528	+1.411	12:05:49.154
9	2:02.721	+0.604	12:07:51.875
10	2:03.815	+1.698	12:09:55.690

Cap de cronometratge / Director de Cursa / President del Jurat

Orbits

Trofeu Català de Quads - Masllorenç

Ordenat per la volta més ràpida

QAmateur

Circuit de Masllorenç 2,000 km

Entrenaments Qualificatius

07/05/2017 09:15

Classificació (15:00 Temps) started at 9:10:38

Pos.	Núm.	Pilot	Millor Tm	Volta	Dif	2° Millor	Club	Categoria
1	34	MARIN LOPEZ, PEDRO ANTONIO	1:40.471	4		1:47.141	Mc P.Mafumet	Trofeu Qamate
2	40	MARTINEZ GARCIA, SERGI	1:43.151	5	2.680	1:43.702	Pm Figueres	Trofeu Qamate
3	35	VERA RICO, TONI	1:43.638	4	3.167	1:43.773	Terré Almenar	Trofeu Qamate
4	199	FRANCISCO PEREA, DANIEL	1:44.847	8	4.376	1:45.849	Pm Figueres	Trofeu Qamate
5	15	BARJOLA MARTINEZ, PABLO	1:46.048	4	5.577	1:46.539	MC Enduro Cunit	Trofeu Qamate
6	82	PEDERNERA, JULIAN	1:46.086	3	5.615	1:46.812	Mc P.Mafumet	Trofeu Qamate
7	25	CIURANA GAROLERA, JESUS	1:48.111	4	7.640	1:53.333	Mc Rav Motor	Trofeu Qamate
8	5	CASES NADAL, ORIOL	1:49.149	5	8.678	1:49.756	Terré Almenar	Trofeu Qamate
9	11	ALFAGEME ARTIGAS, SANTIAGO	1:53.682	4	13.211	1:53.837	Mc Rav Motor	Trofeu Qamate
10	542	BOSCH MITJAVILA, DAVID	1:56.035	4	15.564	1:58.091	Pm Figueres	Trofeu Qamate
11	16	CLERIGUE FRAILE, DANIEL	1:57.121	3	16.650	1:57.951	Mc Rav Motor	Trofeu Qamate
12	41	POYATOS POZO, EDGAR	1:57.214	5	16.743	1:57.339	Mc P.Mafumet	Trofeu Qamate
13	64	GISPERT PERICAS, JOSE	1:59.238	3	18.767	2:00.402	MC 3 Turons	Trofeu Qamate

Trofeu Català de Quads - Masllorenç

QAmateur

Circuit de Masllorenç 2,000 km

Entrenaments Qualificatius

07/05/2017 09:15

Classificació (15:00 Temps) started at 9:10:38

Lap	Lap Tm	Diff	Time of Day
(34) MARIN LOPEZ, PEDRO ANTONIO			
1			9:13:48.437
2	1:47.141	+6.670	9:15:35.578
3	1:47.145	+6.674	9:17:22.723
4	1:40.471		9:19:03.194
5	2:17.190	+36.719	9:21:20.384

Lap	Lap Tm	Diff	Time of Day
(40) MARTINEZ GARCIA, SERGI			
1			9:12:10.243
2	1:50.022	+6.871	9:14:00.265
3	1:57.621	+14.470	9:15:57.886
4	1:54.024	+10.873	9:17:51.910
5	1:43.151		9:19:35.061
6	1:56.657	+13.506	9:21:31.718
7	1:43.702	+0.551	9:23:15.420
8	2:22.608	+39.457	9:25:38.028

Lap	Lap Tm	Diff	Time of Day
(35) VERA RICO, TONI			
1			9:12:31.506
2	1:45.691	+2.053	9:14:17.197
3	1:47.044	+3.406	9:16:04.241
4	1:43.638		9:17:47.879
5	1:50.428	+6.790	9:19:38.307
6	3:20.978	+1:37.340	9:22:59.285
7	1:45.339	+1.701	9:24:44.624
8	1:43.773	+0.135	9:26:28.397

Lap	Lap Tm	Diff	Time of Day
(199) FRANCISCO PEREA, DANIEL			
1			9:13:13.940
2	1:52.488	+7.641	9:15:06.428
3	1:58.249	+13.402	9:17:04.677
4	1:50.240	+5.393	9:18:54.917
5	1:57.460	+12.613	9:20:52.377
6	1:52.575	+7.728	9:22:44.952
7	1:45.849	+1.002	9:24:30.801
8	1:44.847		9:26:15.648

Lap	Lap Tm	Diff	Time of Day
(15) BARJOLA MARTINEZ, PABLO			
1			9:12:25.385
2	1:48.966	+2.918	9:14:14.351
3	1:46.539	+0.491	9:16:00.890
4	1:46.048		9:17:46.938
5	2:22.154	+36.106	9:20:09.092
6	1:53.425	+7.377	9:22:02.517
7	2:08.269	+22.221	9:24:10.786
8	1:53.185	+7.137	9:26:03.971

Lap	Lap Tm	Diff	Time of Day
(82) PEDERNERA, JULIAN			
1			9:13:01.115
2	1:49.388	+3.302	9:14:50.503
3	1:46.086		9:16:36.589
4	2:29.763	+43.677	9:19:06.352
5	1:46.812	+0.726	9:20:53.164
6	1:49.299	+3.213	9:22:42.463
7	4:26.914	+2:40.828	9:27:09.377

Lap	Lap Tm	Diff	Time of Day
(25) CIURANA GAROLERA, JESUS			
1			9:13:15.289
2	1:53.333	+5.222	9:15:08.622
3	2:06.241	+18.130	9:17:14.863
4	1:48.111		9:19:02.974
5	1:56.767	+8.656	9:20:59.741
6	1:56.642	+8.531	9:22:56.383
7	2:07.189	+19.078	9:25:03.572
8	2:16.458	+28.347	9:27:20.030

Lap	Lap Tm	Diff	Time of Day
(5) CASES NADAL, ORIOL			
1			9:13:52.807
2	1:53.715	+4.566	9:15:46.522
3	1:49.756	+0.607	9:17:36.278
4	1:50.933	+1.784	9:19:27.211
5	1:49.149		9:21:16.360
6	2:50.020	+1:00.871	9:24:06.380
7	1:53.049	+3.900	9:25:59.429

Lap	Lap Tm	Diff	Time of Day
(11) ALFAGEME ARTIGAS, SANTIAGO			
1			9:12:52.116
2	2:11.824	+18.142	9:15:03.940
3	1:56.448	+2.766	9:17:00.388
4	1:53.682		9:18:54.070
5	1:56.418	+2.736	9:20:50.488
6	1:53.837	+0.155	9:22:44.325
7	2:18.491	+24.809	9:25:02.816
8	2:16.111	+22.429	9:27:18.927

Lap	Lap Tm	Diff	Time of Day
(542) BOSCH MITJAVILA, DAVID			
1			9:15:33.569
2	2:00.759	+4.724	9:17:34.328
3	1:58.091	+2.056	9:19:32.419
4	1:56.035		9:21:28.454
5	2:00.482	+4.447	9:23:28.936

Lap	Lap Tm	Diff	Time of Day
(16) CLERIGUE FRAILE, DANIEL			
1			9:12:54.964
2	2:00.786	+3.665	9:14:55.750
3	1:57.121		9:16:52.871
4	1:57.951	+0.830	9:18:50.822
5	1:59.297	+2.176	9:20:50.119
6	2:05.332	+8.211	9:22:55.451
7	1:59.398	+2.277	9:24:54.849
8	2:09.322	+12.201	9:27:04.171

Lap	Lap Tm	Diff	Time of Day
(41) POYATOS POZO, EDGAR			
1			9:13:07.580
2	2:01.836	+4.622	9:15:09.416
3	2:00.192	+2.978	9:17:09.608
4	1:59.563	+2.349	9:19:09.171
5	1:57.214		9:21:06.385
6	1:57.339	+0.125	9:23:03.724
7	1:57.378	+0.164	9:25:01.102
8	2:14.261	+17.047	9:27:15.363

Lap	Lap Tm	Diff	Time of Day
(64) GISPERT PERICAS, JOSE			
1			9:17:09.024
2	2:03.988	+4.750	9:19:13.012
3	1:59.238		9:21:12.250
4	2:00.402	+1.164	9:23:12.652