


I CROSS COUNTRY MIJAS

SECRETARIA DE CARRERA

Circuito CX ANTAS 16,000 km



Nº	Tx del coct	Apellido/s	Nombre	Clase	Reg. Piloto
740	207	AGUA PORRAS	SEBASTIAN	Copa Pont-Grup Seguros	19913-MA
125	208	ALVAREZ MARTIN	FRANCISCO JOSE	JUNIOR SUB-23	18305-H
520	209	ANDRADE LAGO	JOSE MIGUEL	TROFEO SOCIAL	19925-CA
736	210	ARANDA CARVAJAL	ISMAEL	Copa Pont-Grup Seguros	19911-MA
709	211	BAEZ INFANTE	FRANCISCO MANUEL	Copa Pont-Grup Seguros	19874-MA
698	212	BERNAL REINA	JUAN	Copa Pont-Grup Seguros	19834-MA
299	213	CABALLERO FERNANDEZ	ANTONIO ANGEL	SENIOR-B	18348-MA
144	214	CABEZA MENACHO	FRANCISCO	JUNIOR SUB-23	18420-CA
521	215	CABRERA AGUILAR	CARLOS	AFICIONADOS	18910-MA
742	217	CALLEJON EXTREMERA	ANTONIO	Copa Pont-Grup Seguros	19918-MA
545	218	CALZADO CASTAÑEDA	SAMUEL	AFICIONADOS	18560-MA
724	219	CARRASCO GARCIA	JESUS	Copa Pont-Grup Seguros	19899-MA
6	220	CARRILLO GARCIA	JUAN FRANCISCO	SENIOR-A	18426-MA
748	221	CASTAÑO LOPEZ	FRANCISCO JAVIER	Copa Pont-Grup Seguros	19938-MA
407	222	CERETO CEREZO	JORGE JUAN	MASTER-45	19298-MA
706	223	COTE LEAL	DAVID	Copa Pont-Grup Seguros	19867-CA
730	224	DE LOS RIOS PALOMO	SERGIO	Copa Pont-Grup Seguros	19900-MA
699	225	DELONC MARTINEZ	FERNANDO DANIEL	Copa Pont-Grup Seguros	19843-MA
532	227	DIEZ NEGRETE	PABLO	TROFEO SOCIAL	19897-MA
17	228	FERNANDEZ CHAVES	DAVID	SENIOR-A	18499-MA
126	230	FERNANDEZ CORBACHO	PABLO	JUNIOR SUB-23	18406-MA
518	229	FERNANDEZ CORBACHO	IGNACIO	TROFEO SOCIAL	19922-MA
301	231	FERNANDEZ TORONJO	JUAN JOSE	SENIOR-C	18294-H
302	233	FLORES ROJAS	JUAN ANTONIO	SENIOR-C	18345-SE
685	234	GALERA COLLADO	ANDRES JESUS	Copa Pont-Grup Seguros	19871-AL
172	235	GARCIA GALVEZ	ANTONIO	JUNIOR SUB-23	18207-MA
739	236	GARCIA LOZANO	MANUEL ANGEL	Copa Pont-Grup Seguros	19912-J
747	237	GARCIA SANCHEZ	SERGIO	Copa Pont-Grup Seguros	19924-MA
700	238	GOMEZ GUTIERREZ	ALEJANDRO	Copa Pont-Grup Seguros	19846-MA
534	239	GUERRERO MARQUEZ	BERNARDO	TROFEO SOCIAL	19935-MA
745	103	GUERRERO ORTIZ	NICOLAS	Copa Pont-Grup Seguros	19919-MA
743	801	GUTIERREZ ORTEGA	ANTONIO MIGUEL	Copa Pont-Grup Seguros	19916-MA
711	802	HAMEB FEDDAL	ABDELAZIZ	Copa Pont-Grup Seguros	19880-CA
513	803	HAMED MOHAMED,	NORDIN	AFICIONADOS	19365-SE
744	804	HERRERA FERNANDEZ	KEVIN	Copa Pont-Grup Seguros	19917-MA
533	805	HURTADO BORRERO	MANUEL	TROFEO SOCIAL	19934-H
536	806	JAEN LARA	PEDRO	TROFEO SOCIAL	19937-MA
214	807	JIMENEZ RODRIGUEZ	OSCAR	SENIOR-B	18849-MA
225	808	JIMENEZ RODRIGUEZ	VICTOR	SENIOR-B	19920-MA
708	809	JUAREZ SANTIAGO	MIGUEL	Copa Pont-Grup Seguros	19873-MA
702	810	KELLER GUERRA	ITALO	Copa Pont-Grup Seguros	19856-MA
524	811	LARA GONZALEZ	ISMAEL	TROFEO SOCIAL	19926-MA
710	812	LOPEZ FERNANDEZ	CRISTIAN	Copa Pont-Grup Seguros	19876-AL
738	813	LOPEZ HORMIGO	MIGUEL CAYETANO	Copa Pont-Grup Seguros	19908-MA
734	814	MAIRENA MERINO	JUAN CARLOS	Copa Pont-Grup Seguros	19906-MA

Cronometraje

Orbite



Síguelo en www.famotos.com **PREPARQUE** Digital


Andalucía



I CROSS COUNTRY MIJAS

SECRETARIA DE CARRERA

Circuito CX ANTAS 16,000 km



Nº	Tx del coct	Apellido/s	Nombre	Clase	Reg. Piloto
7	815	MARIN JIMENEZ	JAIME	SENIOR-A	18332-MA
718	817	MARQUEZ PADILLA	MANUEL	Copa Pont-Grup Seguros	19885-J
725	818	MARTINEZ MAIRELES	FRANCISCO	Copa Pont-Grup Seguros	19894-MA
512	820	MIMUN AHMED	SAID	AFICIONADOS	248659-V
207	821	MIRANDA HARO	VICTOR	SENIOR-B	18684-AL
102	822	MIRANDA ORTEGA	MANUEL	JUNIOR SUB-23	18492-J
500	823	MONTES RODRIGUEZ	MARIANO	AFICIONADOS	18349-MA
450	824	MORALES DOMINGUEZ	JUAN	MASTER-45	18643-MA
731	825	MORALES MORO	JOSE MARIA	Copa Pont-Grup Seguros	19902-MA
704	826	MORALES RODRIGUEZ	ANTONIO JOSE	Copa Pont-Grup Seguros	19857-MA
444	827	MORALES RUIZ	LEANDRO MANUEL	MASTER-45	18375-MA
313	828	MORENO ANDRADES	JORGE DAVID	SENIOR-C	18379-CA
516	829	MORENO MALDONADO	DANIEL	AFICIONADOS	19898-MA
527	830	MORENO QUERO	JOSE ANTONIO	TROFEO SOCIAL	19939-MA
719	831	MOYA SANCHEZ	JUAN JOSE	Copa Pont-Grup Seguros	19887-MA
27	833	NAVARRO HUERTAS	SERGIO	SENIOR-A	18393-SE
111	520	NAVARRO HUERTAS	ALEJANDRO	JUNIOR SUB-23	18353-SE
529	514	PALENZUELA SANCHEZ	CARLOS	TROFEO SOCIAL	19932-MA
726	240	PALOMO ALCARAZ	RAUL	Copa Pont-Grup Seguros	19895-MA
707	401	PARRA TERUEL	JAVIER	Copa Pont-Grup Seguros	19868-AL
44	402	PARTIDA ARMIJE	JOSE MANUEL	SENIOR-A	18407-CA
703	404	PELAEZ PEREZ	DANIEL	Copa Pont-Grup Seguros	19855-MA
735	405	PEÑA MUÑOZ	PABLO	Copa Pont-Grup Seguros	19905-MA
705	406	PINTO CLAVIJO	DAMIAN	Copa Pont-Grup Seguros	19866-MA
471	407	PIZONES GUERRERO	GERARDO	MASTER-45	18377-SE
701	408	POSTIGO BLANCO	JOSE ANTONIO	Copa Pont-Grup Seguros	19853-MA
714	409	POSTIGO GARCIA	MANUEL	Copa Pont-Grup Seguros	19881-MA
227	410	RAMIREZ ORTUÑO	JUAN CARLOS	SENIOR-B	18380-MA
728	411	RODRIGUEZ BENITEZ	JOSE MARIA	Copa Pont-Grup Seguros	19896-MA
722	412	RODRIGUEZ PARDO	FRANCISCO	Copa Pont-Grup Seguros	19890-AL
737	413	ROMERO GARCIA	RAFAEL	Copa Pont-Grup Seguros	19909-MA
712	414	ROSA RODRIGUEZ	LORENZO	Copa Pont-Grup Seguros	19878-CA
523	416	RUEDA PEREZ	SERGIO	TROFEO SOCIAL	19927-MA
732	417	SAFINE LAZHAR	OSAMA	Copa Pont-Grup Seguros	19903-MA
717	418	SANCHEZ GOMEZ	FRANCISCO JAVIER	Copa Pont-Grup Seguros	19884-MA
315	419	SANCHEZ GONZALEZ	JOSE ANTONIO	SENIOR-C	18364-MA
535	420	SANCHEZ JURADO RODRIGUEZ	ALBERTO	TROFEO SOCIAL	19936-SE
400	421	SANCHEZ MERINO	JOSE ANTONIO	MASTER-45	18372-MA
713	422	SANCHEZ POSTIGO	CRISTOBAL	Copa Pont-Grup Seguros	19879-CA
715	425	SANCHEZ QUINTANA	CARLOS	Copa Pont-Grup Seguros	19882-MA
716	423	SANCHEZ QUINTANA	ALEJANDRO	Copa Pont-Grup Seguros	19883-MA
729	427	SERRANO RAMIREZ	OSCAR	Copa Pont-Grup Seguros	19892-CO
723	428	SOLER FERNANDEZ	SIMON	Copa Pont-Grup Seguros	19889-AL
525	429	SUBIRES MONTIEL	FRANCISCO JOSE	TROFEO SOCIAL	19928-MA
11	430	TORREÑO CARRASCO	DANIEL	SENIOR-A	18565-MA

Cronometraje

Orbite




Andalucía

I CROSS COUNTRY MIJAS

SECRETARIA DE CARRERA

Circuito CX ANTAS 16,000 km



Nº	Tx del coct	Apellido/s	Nombre	Clase	Reg. Piloto
530	431	TOVAR CABELLO	DAVID	TROFEO SOCIAL	19933-MA
720	433	TOVAR CALZADO	GABRIEL	Copa Pont-Grup Seguros	19886-MA
377	434	VALENZUELA RODRIGUEZ	JOSE MARIA	SENIOR-C	18414-CO
746	435	VALLE REVERENDO	LEONARDO	Copa Pont-Grup Seguros	19921-MA
733	436	VERA RODRIGUEZ	JOSE MARIA	Copa Pont-Grup Seguros	19901-AL
587	438	ZAFRA GASPAR	JUAN MANUEL	AFICIONADOS	19503-MA
721	439	ZANCADA REDONDO	DANIEL	Copa Pont-Grup Seguros	19888-MA



Síguelo en www.famotos.com **PREPARQUE** Digital

Andalucía



I CROSS COUNTRY MIJAS

Clasificado por vueltas

CARRERA

Circuito CX ANTAS 16,000 km

COPA PONT GROUP Y TROFEO SOCIAL

25/11/2018 10:30

Carrera (1:30:00 Tiempo) iniciado a 10:36:21

Pos.	N°	Nombre	Puntos	Vueltas	Total T°	Dif. resp. 1°	Mejor Tm	Clase
1	530	DAVID TOVAR CABELLO	25	13	1:30:24.163		6:52.770	TROFEO SOCIAL
2	719	JUAN JOSE MOYA SANCHEZ	25	13	1:33:53.082	3:28.919	7:20.574	Copa Pont-Grup Seguros
3	724	JESUS CARRASCO GARCIA	22	13	1:34:53.639	4:29.476	7:23.684	Copa Pont-Grup Seguros
4	535	ALBERTO SANCHEZ JURADO RODRIGUEZ	22	13	1:35:09.112	4:44.949	7:25.404	TROFEO SOCIAL
5	735	PABLO PEÑA MUÑOZ	20	13	1:35:11.463	4:47.300	7:22.703	Copa Pont-Grup Seguros
6	523	SERGIO RUEDA PEREZ	20	13	1:35:20.391	4:56.228	7:15.104	TROFEO SOCIAL
7	706	DAVID COTE LEAL	18	13	1:35:56.887	5:32.724	7:20.442	Copa Pont-Grup Seguros
8	720	GABRIEL TOVAR CALZADO	16	13	1:36:03.679	5:39.516		Copa Pont-Grup Seguros
9	737	RAFAEL ROMERO GARCIA	15	13	1:36:24.681	6:00.518	7:28.953	Copa Pont-Grup Seguros
10	734	JUAN CARLOS MAIRENA MERINO	14	13	1:36:26.182	6:02.019	7:25.316	Copa Pont-Grup Seguros
11	533	MANUEL HURTADO BORRERO	18	13	1:37:31.520	7:07.357	7:30.391	TROFEO SOCIAL
12	740	SEBASTIAN AGUA PORRAS	13	12	1:29:10.778	1 Vuelta	7:37.361	Copa Pont-Grup Seguros
13	739	MANUEL ANGEL GARCIA LOZANO	12	12	1:30:04.889	1 Vuelta	7:32.241	Copa Pont-Grup Seguros
14	728	JOSE MARIA RODRIGUEZ BENITEZ	11	12	1:30:59.951	1 Vuelta	7:34.182	Copa Pont-Grup Seguros
15	732	OSAMA SAFINE LAZHAR	10	12	1:31:19.949	1 Vuelta	7:34.399	Copa Pont-Grup Seguros
16	746	LEONARDO VALLE REVERENDO	9	12	1:31:30.172	1 Vuelta	7:34.934	Copa Pont-Grup Seguros
17	738	MIGUEL CAYETANO LOPEZ HORMIGO	8	12	1:32:12.827	1 Vuelta	7:45.512	Copa Pont-Grup Seguros
18	704	ANTONIO JOSE MORALES RODRIGUEZ	7	12	1:32:29.314	1 Vuelta	7:37.813	Copa Pont-Grup Seguros
19	748	FRANCISCO JAVIER CASTAÑO LOPEZ	6	12	1:33:12.943	1 Vuelta	7:55.071	Copa Pont-Grup Seguros
20	713	CRISTOBAL SANCHEZ POSTIGO	5	12	1:33:46.653	1 Vuelta	8:00.846	Copa Pont-Grup Seguros
21	701	JOSE ANTONIO POSTIGO BLANCO	4	12	1:34:41.263	1 Vuelta		Copa Pont-Grup Seguros
22	744	KEVIN HERRERA FERNANDEZ	3	12	1:34:41.569	1 Vuelta	7:54.977	Copa Pont-Grup Seguros
23	726	RAUL PALOMO ALCARAZ	2	12	1:35:05.061	1 Vuelta	7:42.380	Copa Pont-Grup Seguros
24	731	JOSE MARIA MORALES MORO	1	12	1:35:53.788	1 Vuelta	8:06.682	Copa Pont-Grup Seguros
25	700	ALEJANDRO GOMEZ GUTIERREZ	0	12	1:37:42.852	1 Vuelta	8:12.225	Copa Pont-Grup Seguros
26	702	ITALO KELLER GUERRA	0	12	1:38:41.971	1 Vuelta	8:19.668	Copa Pont-Grup Seguros
27	718	MANUEL MARQUEZ PADILLA	0	12	1:38:58.959	1 Vuelta	8:08.859	Copa Pont-Grup Seguros
28	698	JUAN BERNAL REINA	0	11	1:31:24.206	2 Vueltas	8:28.946	Copa Pont-Grup Seguros
29	722	FRANCISCO RODRIGUEZ PARDO	0	11	1:32:09.848	2 Vueltas	8:05.381	Copa Pont-Grup Seguros
30	729	OSCAR SERRANO RAMIREZ	0	11	1:32:15.537	2 Vueltas	8:11.704	Copa Pont-Grup Seguros
31	716	ALEJANDRO SANCHEZ QUINTANA	0	11	1:33:25.572	2 Vueltas	8:18.474	Copa Pont-Grup Seguros
32	743	ANTONIO MIGUEL GUTIERREZ ORTEGA	0	11	1:34:04.327	2 Vueltas	8:16.491	Copa Pont-Grup Seguros
33	534	BERNARDO GUERRERO MARQUEZ	16	11	1:34:08.044	2 Vueltas	8:29.310	TROFEO SOCIAL
34	747	SERGIO GARCIA SANCHEZ	0	11	1:35:10.330	2 Vueltas	8:41.048	Copa Pont-Grup Seguros
35	527	JOSE ANTONIO MORENO QUERO	15	11	1:36:47.322	2 Vueltas	8:04.476	TROFEO SOCIAL
36	717	FRANCISCO JAVIER SANCHEZ GOMEZ	0	11	1:38:15.592	2 Vueltas	8:49.283	Copa Pont-Grup Seguros
37	710	CRISTIAN LOPEZ FERNANDEZ	0	10	1:30:58.954	3 Vueltas	8:24.494	Copa Pont-Grup Seguros
38	723	SIMON SOLER FERNANDEZ	0	10	1:31:31.784	3 Vueltas	8:34.270	Copa Pont-Grup Seguros
39	685	ANDRES JESUS GALERA COLLADO	0	10	1:32:16.746	3 Vueltas	8:21.765	Copa Pont-Grup Seguros
40	709	FRANCISCO MANUEL BAEZ INFANTE	0	10	1:32:59.065	3 Vueltas	9:07.750	Copa Pont-Grup Seguros

Márgen de victoria	Velocidad media	Mejor t° de vuelta	Mejor Vel.	Mejor vuelta para
3:28.919	138,049	6:52.770	139,545	530 - DAVID TOVAR CABELLO

Cronometraje Orbits



Andalucía

I CROSS COUNTRY MIJAS

Clasificado por vueltas

CARRERA

Circuito CX ANTAS 16,000 km

COPA PONT GRUP Y TROFEO SOCIAL

25/11/2018 10:30

Carrera (1:30:00 Tiempo) iniciado a 10:36:21

Pos.	N°	Nombre	Puntos	Vueltas	Total T°	Dif. resp. 1°	Mejor Tm	Clase
41	705	DAMIAN PINTO CLAVIJO	0	10	1:33:14.559	3 Vueltas	8:36.641	Copa Pont-Grup Seguros
42	524	ISMAEL LARA GONZALEZ	14	10	1:34:10.572	3 Vueltas	8:43.413	TROFEO SOCIAL
43	707	JAVIER PARRA TERUEL	0	10	1:34:26.624	3 Vueltas	9:09.492	Copa Pont-Grup Seguros
44	703	DANIEL PELAEZ PEREZ	0	10	1:35:27.662	3 Vueltas	9:05.079	Copa Pont-Grup Seguros
45	715	CARLOS SANCHEZ QUINTANA	0	9	1:29:16.829	4 Vueltas	9:14.373	Copa Pont-Grup Seguros
46	733	JOSE MARIA VERA RODRIGUEZ	0	7	1:30:28.075	6 Vueltas	9:00.614	Copa Pont-Grup Seguros
47	745	NICOLAS GUERRERO ORTIZ	0	7	1:32:52.185	6 Vueltas	8:39.276	Copa Pont-Grup Seguros
48	736	ISMAEL ARANDA CARVAJAL	0	7	1:35:26.187	6 Vueltas	12:24.184	Copa Pont-Grup Seguros

No clasificado

NT	525	FRANCISCO JOSE SUBIRES MONTIEL	0	12	1:28:14.053	NT	7:17.474	TROFEO SOCIAL
NT	699	FERNANDO DANIEL DELONC MARTINEZ	0	10	1:13:14.982	NT	7:31.137	Copa Pont-Grup Seguros
NT	529	CARLOS PALENZUELA SANCHEZ	0	10	1:22:54.858	NT	8:02.778	TROFEO SOCIAL
NT	730	SERGIO DE LOS RIOS PALOMO	0	10	1:29:38.879	NT	8:58.433	Copa Pont-Grup Seguros
NT	721	DANIEL ZANCADA REDONDO	0	8	1:09:55.089	NT	8:01.174	Copa Pont-Grup Seguros
NT	714	MANUEL POSTIGO GARCIA	0	5	48:36.395	NT	9:45.679	Copa Pont-Grup Seguros
NT	518	IGNACIO FERNANDEZ CORBACHO	0	4	28:42.719	NT	7:46.096	TROFEO SOCIAL
NT	532	PABLO DIEZ NEGRETE	0	4	34:40.391	NT	9:11.584	TROFEO SOCIAL
NT	708	MIGUEL JUAREZ SANTIAGO	0	4	35:21.651	NT	9:16.661	Copa Pont-Grup Seguros
NT	536	PEDRO JAEN LARA	0	2	13:09.523	NT	7:57.068	TROFEO SOCIAL
NT	725	FRANCISCO MARTINEZ MAIRELES	0	2	14:02.188	NT	9:11.735	Copa Pont-Grup Seguros
NT	520	JOSE MIGUEL ANDRADE LAGO	0	1	5:18.995	NT		TROFEO SOCIAL

Márgen de victoria	Velocidad media	Mejor t° de vuelta	Mejor Vel.	Mejor vuelta para
3:28.919	138,049	6:52.770	139,545	530 - DAVID TOVAR CABELLO

Cronometraje

Orbits



Siguelo en www.famotos.com PREPARQUE Digital

Andalucía



I CROSS COUNTRY MIJAS

Clasificado por vueltas

CARRERA

Circuito CX ANTAS 16,000 km

COPA PONT GROUP Y TROFEO SOCIAL

25/11/2018 10:30

Carrera (1:30:00 Tiempo) iniciado a 10:36:21

Pos.	N°	Nombre	Puntos	Vueltas	Total T°	Dif. resp. 1°	Mejor Tm	Clase
Copa Pont-Grup Seguros								
1	719	JUAN JOSE MOYA SANCHEZ	25	13	1:33:53.082		7:20.574	Copa Pont-Grup Seguros
2	724	JESUS CARRASCO GARCIA	22	13	1:34:53.639	1:00.557	7:23.684	Copa Pont-Grup Seguros
3	735	PABLO PEÑA MUÑOZ	20	13	1:35:11.463	1:18.381	7:22.703	Copa Pont-Grup Seguros
4	706	DAVID COTE LEAL	18	13	1:35:56.887	2:03.805	7:20.442	Copa Pont-Grup Seguros
5	720	GABRIEL TOVAR CALZADO	16	13	1:36:03.679	2:10.597		Copa Pont-Grup Seguros
6	737	RAFAEL ROMERO GARCIA	15	13	1:36:24.681	2:31.599	7:28.953	Copa Pont-Grup Seguros
7	734	JUAN CARLOS MAIRENA MERINO	14	13	1:36:26.182	2:33.100	7:25.316	Copa Pont-Grup Seguros
8	740	SEBASTIAN AGUA PORRAS	13	12	1:29:10.778	1 Vuelta	7:37.361	Copa Pont-Grup Seguros
9	739	MANUEL ANGEL GARCIA LOZANO	12	12	1:30:04.889	1 Vuelta	7:32.241	Copa Pont-Grup Seguros
10	728	JOSE MARIA RODRIGUEZ BENITEZ	11	12	1:30:59.951	1 Vuelta	7:34.182	Copa Pont-Grup Seguros
11	732	OSAMA SAFINE LAZHAR	10	12	1:31:19.949	1 Vuelta	7:34.399	Copa Pont-Grup Seguros
12	746	LEONARDO VALLE REVERENDO	9	12	1:31:30.172	1 Vuelta	7:34.934	Copa Pont-Grup Seguros
13	738	MIGUEL CAYETANO LOPEZ HORMIGO	8	12	1:32:12.827	1 Vuelta	7:45.512	Copa Pont-Grup Seguros
14	704	ANTONIO JOSE MORALES RODRIGUEZ	7	12	1:32:29.314	1 Vuelta	7:37.813	Copa Pont-Grup Seguros
15	748	FRANCISCO JAVIER CASTAÑO LOPEZ	6	12	1:33:12.943	1 Vuelta	7:55.071	Copa Pont-Grup Seguros
16	713	CRISTOBAL SANCHEZ POSTIGO	5	12	1:33:46.653	1 Vuelta	8:00.846	Copa Pont-Grup Seguros
17	701	JOSE ANTONIO POSTIGO BLANCO	4	12	1:34:41.263	1 Vuelta		Copa Pont-Grup Seguros
18	744	KEVIN HERRERA FERNANDEZ	3	12	1:34:41.569	1 Vuelta	7:54.977	Copa Pont-Grup Seguros
19	726	RAUL PALOMO ALCARAZ	2	12	1:35:05.061	1 Vuelta	7:42.380	Copa Pont-Grup Seguros
20	731	JOSE MARIA MORALES MORO	1	12	1:35:53.788	1 Vuelta	8:06.682	Copa Pont-Grup Seguros
21	700	ALEJANDRO GOMEZ GUTIERREZ	0	12	1:37:42.852	1 Vuelta	8:12.225	Copa Pont-Grup Seguros
22	702	ITALO KELLER GUERRA	0	12	1:38:41.971	1 Vuelta	8:19.668	Copa Pont-Grup Seguros
23	718	MANUEL MARQUEZ PADILLA	0	12	1:38:58.959	1 Vuelta	8:08.859	Copa Pont-Grup Seguros
24	698	JUAN BERNAL REINA	0	11	1:31:24.206	2 Vueltas	8:28.946	Copa Pont-Grup Seguros
25	722	FRANCISCO RODRIGUEZ PARDO	0	11	1:32:09.848	2 Vueltas	8:05.381	Copa Pont-Grup Seguros
26	729	OSCAR SERRANO RAMIREZ	0	11	1:32:15.537	2 Vueltas	8:11.704	Copa Pont-Grup Seguros
27	716	ALEJANDRO SANCHEZ QUINTANA	0	11	1:33:25.572	2 Vueltas	8:18.474	Copa Pont-Grup Seguros
28	743	ANTONIO MIGUEL GUTIERREZ ORTEGA	0	11	1:34:04.327	2 Vueltas	8:16.491	Copa Pont-Grup Seguros
29	747	SERGIO GARCIA SANCHEZ	0	11	1:35:10.330	2 Vueltas	8:41.048	Copa Pont-Grup Seguros
30	717	FRANCISCO JAVIER SANCHEZ GOMEZ	0	11	1:38:15.592	2 Vueltas	8:49.283	Copa Pont-Grup Seguros
31	710	CRISTIAN LOPEZ FERNANDEZ	0	10	1:30:58.954	3 Vueltas	8:24.494	Copa Pont-Grup Seguros
32	723	SIMON SOLER FERNANDEZ	0	10	1:31:31.784	3 Vueltas	8:34.270	Copa Pont-Grup Seguros
33	685	ANDRES JESUS GALERA COLLADO	0	10	1:32:16.746	3 Vueltas	8:21.765	Copa Pont-Grup Seguros
34	709	FRANCISCO MANUEL BAEZ INFANTE	0	10	1:32:59.065	3 Vueltas	9:07.750	Copa Pont-Grup Seguros
35	705	DAMIAN PINTO CLAVIJO	0	10	1:33:14.559	3 Vueltas	8:36.641	Copa Pont-Grup Seguros
36	707	JAVIER PARRA TERUEL	0	10	1:34:26.624	3 Vueltas	9:09.492	Copa Pont-Grup Seguros
37	703	DANIEL PELAEZ PEREZ	0	10	1:35:27.662	3 Vueltas	9:05.079	Copa Pont-Grup Seguros
38	715	CARLOS SANCHEZ QUINTANA	0	9	1:29:16.829	4 Vueltas	9:14.373	Copa Pont-Grup Seguros

Márgen de victoria	Velocidad media	Mejor t° de vuelta	Mejor Vel.	Mejor vuelta para
3:28.919	138,049	6:52.770	139,545	530 - DAVID TOVAR CABELLO

Cronometraje Orbits



I CROSS COUNTRY MIJAS

Clasificado por vueltas

CARRERA

Circuito CX ANTAS 16,000 km

COPA PONT GRUP Y TROFEO SOCIAL

25/11/2018 10:30

Carrera (1:30:00 Tiempo) iniciado a 10:36:21

Pos.	N°	Nombre	Puntos	Vueltas	Total T°	Dif. resp. 1°	Mejor Tm	Clase
39	733	JOSE MARIA VERA RODRIGUEZ	0	7	1:30:28.075	6 Vueltas	9:00.614	Copa Pont-Grup Seguros
40	745	NICOLAS GUERRERO ORTIZ	0	7	1:32:52.185	6 Vueltas	8:39.276	Copa Pont-Grup Seguros
41	736	ISMAEL ARANDA CARVAJAL	0	7	1:35:26.187	6 Vueltas	12:24.184	Copa Pont-Grup Seguros

No clasificado

NT	699	FERNANDO DANIEL DELONC MARTINEZ	0	10	1:13:14.982	NT	7:31.137	Copa Pont-Grup Seguros
NT	730	SERGIO DE LOS RIOS PALOMO	0	10	1:29:38.879	NT	8:58.433	Copa Pont-Grup Seguros
NT	721	DANIEL ZANCADA REDONDO	0	8	1:09:55.089	NT	8:01.174	Copa Pont-Grup Seguros
NT	714	MANUEL POSTIGO GARCIA	0	5	48:36.395	NT	9:45.679	Copa Pont-Grup Seguros
NT	708	MIGUEL JUAREZ SANTIAGO	0	4	35:21.651	NT	9:16.661	Copa Pont-Grup Seguros
NT	725	FRANCISCO MARTINEZ MAIRELES	0	2	14:02.188	NT	9:11.735	Copa Pont-Grup Seguros

TROFEO SOCIAL

1	530	DAVID TOVAR CABELLO	25	13	1:30:24.163		6:52.770	TROFEO SOCIAL
2	535	ALBERTO SANCHEZ JURADO RODRIGUEZ	22	13	1:35:09.112	4:44.949	7:25.404	TROFEO SOCIAL
3	523	SERGIO RUEDA PEREZ	20	13	1:35:20.391	4:56.228	7:15.104	TROFEO SOCIAL
4	533	MANUEL HURTADO BORRERO	18	13	1:37:31.520	7:07.357	7:30.391	TROFEO SOCIAL
5	534	BERNARDO GUERRERO MARQUEZ	16	11	1:34:08.044	2 Vueltas	8:29.310	TROFEO SOCIAL
6	527	JOSE ANTONIO MORENO QUERO	15	11	1:36:47.322	2 Vueltas	8:04.476	TROFEO SOCIAL
7	524	ISMAEL LARA GONZALEZ	14	10	1:34:10.572	3 Vueltas	8:43.413	TROFEO SOCIAL

No clasificado

NT	525	FRANCISCO JOSE SUBIRES MONTIEL	0	12	1:28:14.053	NT	7:17.474	TROFEO SOCIAL
NT	529	CARLOS PALENZUELA SANCHEZ	0	10	1:22:54.858	NT	8:02.778	TROFEO SOCIAL
NT	518	IGNACIO FERNANDEZ CORBACHO	0	4	28:42.719	NT	7:46.096	TROFEO SOCIAL
NT	532	PABLO DIEZ NEGRETE	0	4	34:40.391	NT	9:11.584	TROFEO SOCIAL
NT	536	PEDRO JAEN LARA	0	2	13:09.523	NT	7:57.068	TROFEO SOCIAL
NT	520	JOSE MIGUEL ANDRADE LAGO	0	1	5:18.995	NT		TROFEO SOCIAL

Márgen de victoria	Velocidad media	Mejor t° de vuelta	Mejor Vel.	Mejor vuelta para
3:28.919	138,049	6:52.770	139,545	530 - DAVID TOVAR CABELLO

Cronometraje

Orbits

I CROSS COUNTRY MIJAS

CARRERA

Circuito CX ANTAS 16,000 km

COPA PONT GROUP Y TROFEO SOCIAL

25/11/2018 10:30

Carrera (1:30:00 Tiempo) iniciado a 10:36:21

Vuelta	Tiempo de vuelta	Dif. resp. 1°	Hora del día	Vuelta	Tiempo de vuelta	Dif. resp. 1°	Hora del día	Vuelta	Tiempo de vuelta	Dif. resp. 1°	Hora del día				
(530) DAVID TOVAR CABELLO															
1			10:40:49.244	5	7:29.715	+7.012	11:12:50.217	11	7:39.736	+10.783	11:58:47.463				
2	7:05.865	+13.095	10:47:55.109	6	7:24.768	+2.065	11:20:14.985	12	7:28.953		12:06:16.416				
3	6:52.770		10:54:47.879	7	7:22.703		11:27:37.688	13	7:29.310	+0.357	12:13:45.726				
4	7:07.969	+15.199	11:01:55.848	8	7:27.200	+4.497	11:35:04.888	(734) JUAN CARLOS MAIRENA MERINO							
5	7:04.639	+11.869	11:09:00.487	9	7:26.863	+4.160	11:42:31.751	1			10:41:15.626				
6	6:59.196	+6.426	11:15:59.683	10	7:24.947	+2.244	11:49:56.698	2	7:53.820	+28.504	10:49:09.446				
7	7:17.406	+24.636	11:23:17.089	11	7:34.855	+12.152	11:57:31.553	3	7:40.558	+15.242	10:56:50.004				
8	7:11.810	+19.040	11:30:28.899	12	7:29.919	+7.216	12:05:01.472	4	7:41.908	+16.592	11:04:31.912				
9	7:07.377	+14.607	11:37:36.276	13	7:31.036	+8.333	12:12:32.508	5	8:11.226	+45.910	11:12:43.138				
10	7:02.800	+10.030	11:44:39.076	(523) SERGIO RUEDA PEREZ											
11	7:04.775	+12.005	11:51:43.851	1			10:41:01.953	6	7:38.320	+13.004	11:20:21.458				
12	7:55.631	+1:02.861	11:59:39.482	2	7:45.008	+29.904	10:48:46.961	7	7:56.939	+31.623	11:28:18.397				
13	7:05.726	+12.956	12:06:45.208	3	7:46.715	+31.611	10:56:33.676	8	7:40.170	+14.854	11:35:58.567				
(719) JUAN JOSE MOYA SANCHEZ															
1			10:40:01.204	4	7:48.372	+33.268	11:04:22.048	9	7:36.709	+11.393	11:43:35.276				
2	7:23.738	+3.164	10:47:24.942	5	7:57.339	+42.235	11:12:19.387	10	7:25.316		11:51:00.592				
3	7:21.013	+0.439	10:54:45.955	6	7:42.031	+26.927	11:20:01.418	11	7:33.696	+8.380	11:58:34.288				
4	7:20.574		11:02:06.529	7	7:27.896	+12.792	11:27:29.314	12	7:38.745	+13.429	12:06:13.033				
5	7:34.936	+14.362	11:09:41.465	8	7:33.138	+18.034	11:35:02.452	13	7:34.194	+8.878	12:13:47.227				
6	7:35.073	+14.499	11:17:16.538	9	7:25.157	+10.053	11:42:27.609	(533) MANUEL HURTADO BORRERO							
7	7:35.625	+15.051	11:24:52.163	10	7:15.932	+0.828	11:49:43.541	1			10:40:52.359				
8	7:36.298	+15.724	11:32:28.461	11	7:20.406	+5.302	11:57:03.947	2	7:36.809	+6.418	10:48:29.168				
9	7:41.146	+20.572	11:40:09.607	12	7:15.104		12:04:19.051	3	7:49.696	+19.305	10:56:18.864				
10	7:39.052	+18.478	11:47:48.659	13	7:22.385	+7.281	12:11:41.436	4	8:02.367	+31.976	11:04:21.231				
11	7:32.904	+12.330	11:55:21.563	(706) DAVID COTE LEAL											
12	7:28.245	+7.671	12:02:49.808	1			10:40:06.294	5	7:54.745	+24.354	11:12:15.976				
13	7:24.319	+3.745	12:10:14.127	2	7:29.889	+9.447	10:47:36.183	6	7:54.519	+24.128	11:20:10.495				
(724) JESUS CARRASCO GARCIA															
1			10:39:51.781	3	7:32.581	+12.139	11:02:56.625	7	7:43.038	+12.647	11:27:53.533				
2	7:24.554	+0.870	10:47:16.335	4	7:32.581	+12.139	11:02:56.625	8	7:47.047	+16.656	11:35:40.580				
3	7:23.684		10:54:40.019	5	7:58.792	+38.350	11:10:27.998	9	7:46.025	+15.634	11:43:26.605				
4	7:33.381	+9.697	11:02:13.400	6	7:40.273	+19.831	11:18:08.271	10	7:33.279	+2.888	11:50:59.884				
5	7:38.906	+15.222	11:09:52.306	7	7:30.702	+10.260	11:25:38.973	11	7:51.829	+21.438	11:58:51.713				
6	7:34.480	+10.796	11:17:26.786	8	7:27.654	+7.212	11:33:06.627	12	7:30.391		12:06:22.104				
7	7:42.057	+18.373	11:25:08.843	9	7:40.287	+19.845	11:40:46.914	13	7:30.461	+0.070	12:13:52.565				
8	7:44.242	+20.558	11:32:53.085	10	7:41.829	+21.387	11:48:28.743	(740) SEBASTIAN AGUA PORRAS							
9	7:43.296	+19.612	11:40:36.381	11	7:54.472	+34.030	11:56:23.215	1			10:40:56.012				
10	7:38.693	+15.009	11:48:15.074	12	7:55.701	+35.259	12:04:18.916	2	8:03.593	+26.232	10:48:59.605				
11	7:43.284	+19.600	11:55:58.358	13	7:59.016	+38.574	12:12:17.932	3	7:45.688	+8.327	10:56:45.293				
12	7:40.766	+17.082	12:03:39.124	(720) GABRIEL TOVAR CALZADO											
13	7:35.560	+11.876	12:11:14.684	1			10:39:53.933	4	7:45.185	+7.824	11:04:30.478				
(535) ALBERTO SANCHEZ JURADO RODRIGUEZ															
1			10:40:58.603	2	7:42.249	-3:53:12.526	10:47:36.182	5	7:38.598	+1.237	11:12:09.076				
2	7:29.130	+3.726	10:48:27.733	3	7:53.084	-3:53:01.691	10:55:29.266	6	7:44.318	+6.957	11:19:53.394				
3	7:25.404		10:55:53.137	4	7:31.549	-3:53:23.226	11:03:00.815	7	7:47.922	+10.561	11:27:41.316				
4	7:30.466	+5.062	11:03:23.603	5	7:34.204	-3:53:20.571	11:10:35.019	8	7:48.027	+10.666	11:35:29.343				
5	7:41.532	+16.128	11:11:05.135	6	7:38.287	-3:53:16.488	11:18:13.306	9	7:37.361		11:43:06.704				
6	7:32.926	+7.522	11:18:38.061	7	7:53.024	-3:53:01.751	11:26:06.330	10	7:52.114	+14.753	11:50:58.818				
7	7:42.227	+16.823	11:26:20.288	8	7:33.469	-3:53:21.306	11:33:39.799	11	7:50.228	+12.867	11:58:49.046				
8	7:35.676	+10.272	11:33:55.964	9	7:52.782	-3:53:01.993	11:41:32.581	12	7:42.777	+5.416	12:06:31.823				
9	7:25.734	+0.330	11:41:21.698	10	7:54.654	-3:53:00.121	11:49:27.235	(739) MANUEL ANGEL GARCIA LOZANO							
10	7:29.975	+4.571	11:48:51.673	11	7:38.929	-3:53:15.846	11:57:06.164	1			10:41:06.341				
11	7:31.901	+6.497	11:56:23.574	12	7:44.046	-3:53:10.729	12:04:50.210	2	7:59.489	+27.248	10:49:05.830				
12	7:28.545	+3.141	12:03:52.119	13	7:34.514	-3:53:20.261	12:12:24.724	3	7:42.334	+10.093	10:56:48.164				
13	7:38.038	+12.634	12:11:30.157	(737) RAFAEL ROMERO GARCIA											
(735) PABLO PEÑA MUÑOZ															
1			10:42:31.205	1			10:41:22.703	4	7:40.862	+8.621	11:04:29.026				
2	7:46.548	+23.845	10:50:17.753	2	7:56.843	+27.890	10:49:19.546	5	7:46.129	+13.888	11:12:15.155				
3	7:33.926	+11.223	10:57:51.679	3	7:42.915	+13.962	10:57:02.461	6	7:43.211	+10.970	11:19:58.366				
4	7:28.823	+6.120	11:05:20.502	4	7:42.723	+13.770	11:04:45.184	7	7:59.951	+27.710	11:27:58.317				
(728) JOSE MARIA RODRIGUEZ BENITEZ															
1			10:40:19.082	5	7:46.794	+17.841	11:12:31.978	8	7:32.241		11:35:30.558				
2	7:42.450	+8.268	10:48:01.532	6	7:47.373	+18.420	11:20:19.351	9	7:38.043	+5.802	11:43:08.601				
3	7:34.182		10:55:35.714	7	7:45.605	+16.652	11:28:04.956	10	8:47.034	+1:14.793	11:51:55.635				
Cronometraje															
Orbite															



I CROSS COUNTRY MIJAS


CARRERA

Circuito CX ANTAS 16,000 km

COPA PONT GROUP Y TROFEO SOCIAL

25/11/2018 10:30

Carrera (1:30:00 Tiempo) iniciado a 10:36:21



Vuelta	Tiempo de vuelta	Dif. resp. 1°	Hora del día
4	7:38.663	+4.481	11:03:14.377
5	8:03.692	+29.510	11:11:18.069
6	7:42.398	+8.216	11:19:00.467
7	7:42.609	+8.427	11:26:43.076
8	8:02.587	+28.405	11:34:45.663
9	7:57.107	+22.925	11:42:42.770
10	8:13.294	+39.112	11:50:56.064
11	8:07.320	+33.138	11:59:03.384
12	8:17.612	+43.430	12:07:20.996

(732) OSAMA SAFINE LAZHAR

1			10:41:11.079
2	7:58.602	+24.203	10:49:09.681
3	8:44.050	+1:09.651	10:57:53.731
4	8:23.047	+48.648	11:06:16.778
5	7:56.112	+21.713	11:14:12.890
6	7:53.793	+19.394	11:22:06.683
7	7:53.689	+19.290	11:30:00.372
8	8:02.396	+27.997	11:38:02.768
9	7:34.399		11:45:37.167
10	7:38.534	+4.135	11:53:15.701
11	7:40.772	+6.373	12:00:56.473
12	7:44.521	+10.122	12:08:40.994

(746) LEONARDO VALLE REVERENDO

1			10:41:19.920
2	8:07.687	+32.753	10:49:27.607
3	7:51.753	+16.819	10:57:19.360
4	7:46.682	+11.748	11:05:06.042
5	7:53.685	+18.751	11:12:59.727
6	7:55.206	+20.272	11:20:54.933
7	7:59.267	+24.333	11:28:54.200
8	7:56.567	+21.633	11:36:50.767
9	8:02.814	+27.880	11:44:53.581
10	8:40.361	+1:05.427	11:53:33.942
11	7:42.341	+7.407	12:01:16.283
12	7:34.934		12:08:51.217

(738) MIGUEL CAYETANO LOPEZ HORMIGO

1			10:41:36.020
2	8:22.422	+36.910	10:49:58.442
3	7:56.502	+10.990	10:57:54.944
4	8:23.573	+38.061	11:06:18.517
5	7:52.753	+7.241	11:14:11.270
6	7:46.819	+1.307	11:21:58.089
7	7:45.512		11:29:43.601
8	7:53.798	+8.286	11:37:37.399
9	8:13.615	+28.103	11:45:51.014
10	7:54.558	+9.046	11:53:45.572
11	7:56.197	+10.685	12:01:41.769
12	7:52.103	+6.591	12:09:33.872

(704) ANTONIO JOSE MORALES RODRIGUEZ

1			10:40:05.007
2	7:54.107	+16.294	10:47:59.114
3	9:03.890	+1:26.077	10:57:03.004
4	7:58.199	+20.386	11:05:01.203
5	7:50.190	+12.377	11:12:51.393
6	8:31.672	+53.859	11:21:23.065
7	7:47.540	+9.727	11:29:10.605
8	7:54.746	+16.933	11:37:05.351
9	8:28.686	+50.873	11:45:34.037
10	7:46.566	+8.753	11:53:20.603
11	7:51.943	+14.130	12:01:12.546
12	7:37.813		12:08:50.359

(748) FRANCISCO JAVIER CASTAÑO LOPEZ

1			10:41:37.438
2	8:20.228	+25.157	10:49:57.666
3	7:59.168	+4.097	10:57:56.834
4	8:09.960	+14.889	11:06:06.794
5	7:55.071		11:14:01.865
6	8:01.511	+6.440	11:22:03.376
7	8:02.755	+7.684	11:30:06.131
8	8:06.444	+11.373	11:38:12.575
9	8:05.014	+9.943	11:46:17.589
10	8:00.539	+5.468	11:54:18.128
11	8:07.274	+12.203	12:02:25.402
12	8:08.586	+13.515	12:10:33.988

(713) CRISTOBAL SANCHEZ POSTIGO

1			10:40:22.534
2	8:28.686	+27.840	10:48:51.220
3	8:06.981	+6.135	10:56:58.201
4	8:00.846		11:04:59.047
5	8:05.909	+5.063	11:13:04.956
6	8:04.886	+4.040	11:21:09.842
7	8:10.444	+9.598	11:29:20.286
8	8:29.694	+28.848	11:37:49.980
9	8:07.967	+7.121	11:45:57.947
10	8:04.226	+3.380	11:54:02.173
11	8:01.886	+1.040	12:02:04.059
12	8:03.639	+2.793	12:10:07.698

(701) JOSE ANTONIO POSTIGO BLANCO

1			10:41:09.768
2	8:26.276	-3:52:28.499	10:49:36.044
3	8:13.988	-3:52:40.787	10:57:50.032
4	8:36.070	-3:52:18.705	11:06:26.102
5	8:04.355	-3:52:50.420	11:14:30.457
6	7:52.940	-3:53:01.835	11:22:23.397
7	8:29.432	-3:52:25.343	11:30:52.829
8	8:11.310	-3:52:43.465	11:39:04.139
9	7:55.410	-3:52:59.365	11:46:59.549
10	7:59.176	-3:52:55.599	11:54:58.725
11	8:00.051	-3:52:54.724	12:02:58.776
12	8:03.532	-3:52:51.243	12:11:02.308

(744) KEVIN HERRERA FERNANDEZ

1			10:42:27.183
2	8:05.987	+11.010	10:50:33.170
3	8:40.561	+45.584	10:59:13.731
4	8:10.589	+15.612	11:07:24.320
5	8:07.551	+12.574	11:15:31.871
6	8:15.634	+20.657	11:23:47.505
7	8:03.065	+8.088	11:31:50.570
8	8:03.182	+8.205	11:39:53.752
9	7:56.945	+1.968	11:47:50.697
10	8:15.198	+20.221	11:56:05.895
11	8:01.742	+6.765	12:04:07.637
12	7:54.977		12:12:02.614

(726) RAUL PALOMO ALCARAZ

1			10:40:25.886
2	8:18.118	+35.738	10:48:44.004
3	8:48.837	+1:06.457	10:57:32.841
4	8:31.668	+49.288	11:06:04.509
5	8:40.622	+58.242	11:14:45.131
6	8:00.529	+18.149	11:22:45.660
7	8:35.104	+52.724	11:31:20.764
8	8:03.345	+20.965	11:39:24.109
9	8:06.835	+24.455	11:47:30.944

10	7:42.380		11:55:13.324
11	8:12.828	+30.448	12:03:26.152
12	7:59.954	+17.574	12:11:26.106

(731) JOSE MARIA MORALES MORO

1			10:41:45.967
2	8:41.545	+34.863	10:50:27.512
3	8:34.149	+27.467	10:59:01.661
4	8:28.580	+21.898	11:07:30.241
5	8:15.563	+8.881	11:15:45.804
6	8:11.791	+5.109	11:23:57.595
7	8:19.344	+12.662	11:32:16.939
8	8:15.130	+8.448	11:40:32.069
9	8:10.211	+3.529	11:48:42.280
10	8:11.369	+4.687	11:56:53.649
11	8:06.682		12:05:00.331
12	8:14.502	+7.820	12:13:14.833

(700) ALEJANDRO GOMEZ GUTIERREZ

1			10:40:40.156
2	8:19.792	+7.567	10:48:59.948
3	8:27.345	+15.120	10:57:27.293
4	8:15.625	+3.400	11:05:42.918
5	8:59.001	+46.776	11:14:41.919
6	8:43.457	+31.232	11:23:25.376
7	8:28.432	+16.207	11:31:53.808
8	8:24.640	+12.415	11:40:18.448
9	8:35.920	+23.695	11:48:54.368
10	8:12.225		11:57:06.593
11	8:37.510	+25.285	12:05:44.103
12	8:19.794	+7.569	12:14:03.897

(702) ITALO KELLER GUERRA

1			10:40:48.828
2	8:32.784	+13.116	10:49:21.612
3	8:28.419	+8.751	10:57:50.031
4	8:43.390	+23.722	11:06:33.421
5	8:37.786	+18.118	11:15:11.207
6	8:22.799	+3.131	11:23:34.006
7	8:29.846	+10.178	11:32:03.852
8	8:22.628	+2.960	11:40:26.480
9	8:29.022	+9.354	11:48:55.502
10	8:19.668		11:57:15.170
11	8:52.879	+33.211	12:06:08.049
12	8:54.967	+35.299	12:15:03.016

(718) MANUEL MARQUEZ PADILLA

1			10:40:27.782
2	8:22.290	+13.431	10:48:50.072
3	8:44.648	+35.789	10:57:34.720
4	8:30.093	+21.234	11:06:04.813
5	9:07.089	+58.230	11:15:11.902
6	8:44.124	+35.265	11:23:56.026
7	8:08.859		11:32:04.885
8	8:30.174	+21.315	11:40:35.059
9	8:32.450	+23.591	11:49:07.509
10	8:40.279	+31.420	11:57:47.788
11	8:27.776	+18.917	12:06:15.564
12	9:04.440	+55.581	12:15:20.004

(698) JUAN BERNAL REINA

1			10:40:21.233
2	8:32.313	+3.367	10:48:53.546
3	8:43.977	+15.031	10:57:37.523
4	8:48.580	+19.634	11:06:26.103
5	8:28.946		11:14:55.049

I CROSS COUNTRY MIJAS

CARRERA

Circuito CX ANTAS 16,000 km

COPA PONT GROUP Y TROFEO SOCIAL

25/11/2018 10:30

Carrera (1:30:00 Tiempo) iniciado a 10:36:21

Vuelta	Tiempo de vuelta	Dif. resp. 1°	Hora del día
6	8:59.835	+30.889	11:23:54.884
7	8:47.510	+18.564	11:32:42.394
8	8:41.453	+12.507	11:41:23.847
9	8:39.003	+10.057	11:50:02.850
10	8:43.864	+14.918	11:58:46.714
11	8:58.537	+29.591	12:07:45.251

(722) FRANCISCO RODRIGUEZ PARDO

Vuelta	Tiempo de vuelta	Dif. resp. 1°	Hora del día
1			10:40:38.783
2	9:05.957	+1:00.576	10:49:44.740
3	8:08.249	+2.868	10:57:52.989
4	9:51.292	+1:45.911	11:07:44.281
5	9:34.312	+1:28.931	11:17:18.593
6	8:09.909	+4.528	11:25:28.502
7	8:07.412	+2.031	11:33:35.914
8	9:28.847	+1:23.466	11:43:04.761
9	9:10.481	+1:05.100	11:52:15.242
10	8:10.270	+4.889	12:00:25.512
11	8:05.381		12:08:30.893

(729) OSCAR SERRANO RAMIREZ

Vuelta	Tiempo de vuelta	Dif. resp. 1°	Hora del día
1			10:41:45.353
2	8:31.314	+19.610	10:50:16.667
3	9:43.612	+1:31.908	11:00:00.279
4	9:16.597	+1:04.893	11:09:16.876
5	8:11.704		11:17:28.580
6	8:58.221	+46.517	11:26:26.801
7	8:52.723	+41.019	11:35:19.524
8	8:36.605	+24.901	11:43:56.129
9	8:35.131	+23.427	11:52:31.260
10	8:29.991	+18.287	12:01:01.251
11	8:35.331	+23.627	12:09:36.582

(716) ALEJANDRO SANCHEZ QUINTANA

Vuelta	Tiempo de vuelta	Dif. resp. 1°	Hora del día
1			10:40:26.860
2	9:32.314	+1:13.840	10:49:59.174
3	8:18.474		10:58:17.648
4	8:32.756	+14.282	11:06:50.404
5	8:45.257	+26.783	11:15:35.661
6	9:05.130	+46.656	11:24:40.791
7	10:20.418	+2:01.944	11:35:01.209
8	8:26.241	+7.767	11:43:27.450
9	8:44.459	+25.985	11:52:11.909
10	9:00.033	+41.559	12:01:11.942
11	8:34.675	+16.201	12:09:46.617

(743) ANTONIO MIGUEL GUTIERREZ ORTEGA

Vuelta	Tiempo de vuelta	Dif. resp. 1°	Hora del día
1			10:41:26.898
2	10:23.313	+2:06.822	10:51:50.211
3	8:20.851	+4.360	11:00:11.062
4	11:24.446	+3:07.955	11:11:35.508
5	8:37.136	+20.645	11:20:12.644
6	8:42.240	+25.749	11:28:54.884
7	8:16.491		11:37:11.375
8	8:56.528	+40.037	11:46:07.903
9	8:20.191	+3.700	11:54:28.094
10	8:29.143	+12.652	12:02:57.237
11	8:28.135	+11.644	12:11:25.372

(534) BERNARDO GUERRERO MARQUEZ

Vuelta	Tiempo de vuelta	Dif. resp. 1°	Hora del día
1			10:41:56.393
2	8:30.176	+0.866	10:50:26.569
3	10:04.098	+1:34.788	11:00:30.667
4	8:49.414	+20.104	11:09:20.081
5	8:29.310		11:17:49.391
6	8:38.266	+8.956	11:26:27.657

Vuelta	Tiempo de vuelta	Dif. resp. 1°	Hora del día
7	8:45.556	+16.246	11:35:13.213
8	8:44.330	+15.020	11:43:57.543
9	8:52.611	+23.301	11:52:50.154
10	8:46.157	+16.847	12:01:36.311
11	8:52.778	+23.468	12:10:29.089

(747) SERGIO GARCIA SANCHEZ

Vuelta	Tiempo de vuelta	Dif. resp. 1°	Hora del día
1			10:41:34.703
2	8:41.048		10:50:15.751
3	8:42.583	+1.535	10:58:58.334
4	9:33.762	+52.714	11:08:32.096
5	8:51.389	+10.341	11:17:23.485
6	9:02.602	+21.554	11:26:26.087
7	9:11.461	+30.413	11:35:37.548
8	9:13.722	+32.674	11:44:51.270
9	9:13.773	+32.725	11:54:05.043
10	9:18.684	+37.636	12:03:23.727
11	9:07.648	+26.600	12:12:31.375

(527) JOSE ANTONIO MORENO QUERO

Vuelta	Tiempo de vuelta	Dif. resp. 1°	Hora del día
1			10:41:40.797
2	8:14.506	+10.030	10:49:55.303
3	8:34.594	+30.118	10:58:29.897
4	8:31.833	+27.357	11:07:01.730
5	8:10.988	+6.512	11:15:12.718
6	8:22.138	+17.662	11:23:34.856
7	8:24.001	+19.525	11:31:58.857
8	8:55.022	+50.546	11:40:53.879
9	8:55.172	+50.696	11:49:49.051
10	15:14.840	+7:10.364	12:05:03.891
11	8:04.476		12:13:08.367

(717) FRANCISCO JAVIER SANCHEZ GOMEZ

Vuelta	Tiempo de vuelta	Dif. resp. 1°	Hora del día
1			10:40:55.204
2	9:32.753	+43.470	10:50:27.957
3	10:28.833	+1:39.550	11:00:56.790
4	9:38.230	+48.947	11:10:35.020
5	8:53.501	+4.218	11:19:28.521
6	8:56.681	+7.398	11:28:25.202
7	10:33.692	+1:44.409	11:38:58.894
8	8:57.190	+7.907	11:47:56.084
9	8:49.283		11:56:45.367
10	8:50.401	+1.118	12:05:35.768
11	9:00.869	+11.586	12:14:36.637

(710) CRISTIAN LOPEZ FERNANDEZ

Vuelta	Tiempo de vuelta	Dif. resp. 1°	Hora del día
1			10:40:58.220
2	9:05.681	+41.187	10:50:03.901
3	10:04.882	+1:40.388	11:00:08.783
4	8:24.981	+0.487	11:08:33.764
5	9:02.516	+38.022	11:17:36.280
6	10:06.774	+1:42.280	11:27:43.054
7	12:40.539	+4:16.045	11:40:23.593
8	9:19.355	+54.861	11:49:42.948
9	8:24.494		11:58:07.442
10	9:12.557	+48.063	12:07:19.999

(723) SIMON SOLER FERNANDEZ

Vuelta	Tiempo de vuelta	Dif. resp. 1°	Hora del día
1			10:41:12.858
2	9:10.875	+36.605	10:50:23.733
3	9:49.882	+1:15.612	11:00:13.615
4	10:13.303	+1:39.033	11:10:26.918
5	8:34.270		11:19:01.188
6	9:31.911	+57.641	11:28:33.099
7	8:55.389	+21.119	11:37:28.488
8	12:17.820	+3:43.550	11:49:46.308

Vuelta	Tiempo de vuelta	Dif. resp. 1°	Hora del día
9	9:11.310	+37.040	11:58:57.618
10	8:55.211	+20.941	12:07:52.829

(685) ANDRES JESUS GALERA COLLADO

Vuelta	Tiempo de vuelta	Dif. resp. 1°	Hora del día
1			10:40:17.832
2	11:16.172	+2:54.407	10:51:34.004
3	9:31.840	+1:10.075	11:01:05.844
4	12:40.916	+4:19.151	11:13:46.760
5	9:28.118	+1:06.353	11:23:14.878
6	8:58.831	+37.066	11:32:13.709
7	9:55.574	+1:33.809	11:42:09.283
8	9:05.691	+43.926	11:51:14.974
9	9:01.052	+39.287	12:00:16.026
10	8:21.765		12:08:37.791

(709) FRANCISCO MANUEL BAEZ INFANTE

Vuelta	Tiempo de vuelta	Dif. resp. 1°	Hora del día
1			10:41:07.931
2	10:25.099	+1:17.349	10:51:33.030
3	9:36.344	+28.594	11:01:09.374
4	10:52.482	+1:44.732	11:12:01.856
5	10:21.540	+1:13.790	11:22:23.396
6	9:20.155	+12.405	11:31:43.551
7	9:27.353	+19.603	11:41:10.904
8	9:07.750		11:50:18.654
9	9:41.474	+33.724	12:00:00.128
10	9:19.982	+12.232	12:09:20.110

(705) DAMIAN PINTO CLAVIJO

Vuelta	Tiempo de vuelta	Dif. resp. 1°	Hora del día
1			10:40:51.701
2	8:55.142	+18.501	10:49:46.843
3	8:47.347	+10.706	10:58:34.190
4	15:57.947	+7:21.306	11:14:32.137
5	9:47.882	+1:11.241	11:24:20.019
6	9:30.407	+53.766	11:33:50.426
7	9:11.596	+34.955	11:43:02.022
8	9:08.741	+32.100	11:52:10.763
9	8:36.641		12:00:47.404
10	8:48.200	+11.559	12:09:35.604

(524) ISMAEL LARA GONZALEZ

Vuelta	Tiempo de vuelta	Dif. resp. 1°	Hora del día
1			10:42:07.737
2	13:04.550	+4:21.137	10:55:12.287
3	9:27.480	+44.067	11:04:39.767
4	9:28.881	+45.468	11:14:08.648
5	11:21.403	+2:37.990	11:25:30.051
6	9:11.185	+27.772	11:34:41.236
7	9:08.295	+24.882	11:43:49.531
8	8:54.969	+11.556	11:52:44.500
9	9:03.704	+20.291	12:01:48.204
10	8:43.413		12:10:31.617

(707) JAVIER PARRA TERUEL

Vuelta	Tiempo de vuelta	Dif. resp. 1°	Hora del día
1			10:41:09.767
2	9:15.866	+6.374	10:50:25.633
3	9:09.492		10:59:35.125
4	11:22.588	+2:13.096	11:10:57.713
5	9:11.882	+2.390	11:20:09.595
6	9:20.807	+11.315	11:29:30.402
7	9:33.738	+24.246	11:39:04.140
8	9:48.467	+38.975	11:48:52.607
9	10:53.107	+1:43.615	11:59:45.714
10	11:01.955	+1:52.463	12:10:47.669

(703) DANIEL PELAEZ PEREZ

Vuelta	Tiempo de vuelta	Dif. resp. 1°	Hora del día
1			10:40:47.792
2	9:05.079		10:49:52.871



Siguelo en www.famotos.com **PREPARQUE** Digital

Andalucía



I CROSS COUNTRY MIJAS

CARRERA

Circuito CX ANTAS 16,000 km

COPA PONT GROUP Y TROFEO SOCIAL

25/11/2018 10:30

Carrera (1:30:00 Tiempo) iniciado a 10:36:21

Vuelta	Tiempo de vuelta	Dif. resp. 1°	Hora del día
3	9:26.938	+21.859	10:59:19.809
4	10:03.822	+58.743	11:09:23.631
5	13:35.712	+4:30.633	11:22:59.343
6	10:01.624	+56.545	11:33:00.967
7	10:12.446	+1:07.367	11:43:13.413
8	9:32.752	+27.673	11:52:46.165
9	9:34.412	+29.333	12:02:20.577
10	9:28.130	+23.051	12:11:48.707

(715) CARLOS SANCHEZ QUINTANA

Vuelta	Tiempo de vuelta	Dif. resp. 1°	Hora del día
1			10:42:01.832
2	9:34.849	+20.476	10:51:36.681
3	9:19.812	+5.439	11:00:56.493
4	9:14.373		11:10:10.866
5	10:05.244	+50.871	11:20:16.110
6	14:09.688	+4:55.315	11:34:25.798
7	9:29.174	+14.801	11:43:54.972
8	10:06.232	+51.859	11:54:01.204
9	12:36.670	+3:22.297	12:06:37.874

(733) JOSE MARIA VERA RODRIGUEZ

Vuelta	Tiempo de vuelta	Dif. resp. 1°	Hora del día
1			10:42:32.187
2	9:44.792	+44.178	10:52:16.979
3	10:24.547	+1:23.933	11:02:41.526
4	33:45.607	+24:44.993	11:36:27.133
5	10:41.560	+1:40.946	11:47:08.693
6	11:39.813	+2:39.199	11:58:48.506
7	9:00.614		12:07:49.120

(745) NICOLAS GUERRERO ORTIZ

Vuelta	Tiempo de vuelta	Dif. resp. 1°	Hora del día
1			10:41:54.560
2	44:19.137	+35:39.861	11:26:13.697
3	8:44.879	+5.603	11:34:58.576
4	8:53.379	+14.103	11:43:51.955
5	8:48.758	+9.482	11:52:40.713
6	8:53.241	+13.965	12:01:33.954
7	8:39.276		12:10:13.230

(736) ISMAEL ARANDA CARVAJAL

Vuelta	Tiempo de vuelta	Dif. resp. 1°	Hora del día
1			10:42:13.414
2	14:17.045	+1:52.861	10:56:30.459
3	16:36.405	+4:12.221	11:13:06.864
4	17:06.721	+4:42.537	11:30:13.585
5	14:51.813	+2:27.629	11:45:05.398
6	15:17.650	+2:53.466	12:00:23.048
7	12:24.184		12:12:47.232

(525) FRANCISCO JOSE SUBIRES MONTIEL

Vuelta	Tiempo de vuelta	Dif. resp. 1°	Hora del día
1			10:40:09.426
2	7:17.474		10:47:26.900
3	7:45.717	+28.243	10:55:12.617
4	8:39.706	+1:22.232	11:03:52.323
5	7:34.504	+17.030	11:11:26.827
6	7:29.626	+12.152	11:18:56.453
7	7:36.254	+18.780	11:26:32.707
8	7:23.763	+6.289	11:33:56.470
9	7:30.090	+12.616	11:41:26.560
10	7:42.111	+24.637	11:49:08.671
11	7:40.027	+22.553	11:56:48.698
12	7:46.400	+28.926	12:04:35.098

(699) FERNANDO DANIEL DELONC MARTINEZ

Vuelta	Tiempo de vuelta	Dif. resp. 1°	Hora del día
1			10:39:53.932
2	7:32.123	+0.986	10:47:26.055
3	7:31.137		10:54:57.192
4	7:35.398	+4.261	11:02:32.590

Vuelta	Tiempo de vuelta	Dif. resp. 1°	Hora del día
5	7:52.630	+21.493	11:10:25.220
6	7:39.557	+8.420	11:18:04.777
7	7:34.920	+3.783	11:25:39.697
8	7:35.467	+4.330	11:33:15.164
9	7:35.446	+4.309	11:40:50.610
10	8:45.417	+1:14.280	11:49:36.027

(529) CARLOS PALENZUELA SANCHEZ

Vuelta	Tiempo de vuelta	Dif. resp. 1°	Hora del día
1			10:42:09.778
2	8:10.035	+7.257	10:50:19.813
3	9:38.983	+1:36.205	10:59:58.796
4	8:02.778		11:08:01.574
5	8:33.932	+31.154	11:16:35.506
6	8:30.477	+27.699	11:25:05.983
7	8:10.428	+7.650	11:33:16.411
8	8:25.134	+22.356	11:41:41.545
9	9:15.283	+1:12.505	11:50:56.828
10	8:19.075	+16.297	11:59:15.903

(730) SERGIO DE LOS RIOS PALOMO

Vuelta	Tiempo de vuelta	Dif. resp. 1°	Hora del día
1			10:40:50.218
2	9:17.114	+18.681	10:50:07.332
3	9:13.968	+15.535	10:59:21.300
4	9:01.914	+3.481	11:08:23.214
5	9:07.736	+9.303	11:17:30.950
6	8:58.433		11:26:29.383
7	9:16.010	+17.577	11:35:45.393
8	11:38.254	+2:39.821	11:47:23.647
9	9:14.129	+15.696	11:56:37.776
10	9:22.148	+23.715	12:05:59.924

(721) DANIEL ZANCADA REDONDO

Vuelta	Tiempo de vuelta	Dif. resp. 1°	Hora del día
1			10:40:53.963
2	8:42.454	+41.280	10:49:36.417
3	9:16.557	+1:15.383	10:58:52.974
4	13:41.133	+5:39.959	11:12:34.107
5	9:11.519	+1:10.345	11:21:45.626
6	8:19.267	+18.093	11:30:04.893
7	8:10.067	+8.893	11:38:14.960
8	8:01.174		11:46:16.134

(714) MANUEL POSTIGO GARCIA

Vuelta	Tiempo de vuelta	Dif. resp. 1°	Hora del día
1			10:42:16.122
2	9:51.954	+6.275	10:52:08.076
3	9:45.679		11:01:53.755
4	13:00.631	+3:14.952	11:14:54.386
5	10:03.054	+17.375	11:24:57.440

(518) IGNACIO FERNANDEZ CORBACHO

Vuelta	Tiempo de vuelta	Dif. resp. 1°	Hora del día
1			10:41:11.943
2	8:07.688	+21.592	10:49:19.631
3	7:58.037	+11.941	10:57:17.668
4	7:46.096		11:05:03.764

(532) PABLO DIEZ NEGRETE

Vuelta	Tiempo de vuelta	Dif. resp. 1°	Hora del día
1			10:41:44.406
2	10:05.060	+53.476	10:51:49.466
3	9:11.584		11:01:01.050
4	10:00.386	+48.802	11:11:01.436

(708) MIGUEL JUAREZ SANTIAGO

Vuelta	Tiempo de vuelta	Dif. resp. 1°	Hora del día
1			10:40:41.071
2	9:16.661		10:49:57.732
3	10:37.697	+1:21.036	11:00:35.429
4	11:07.267	+1:50.606	11:11:42.696

Vuelta	Tiempo de vuelta	Dif. resp. 1°	Hora del día
(536) PEDRO JAEN LARA			
1			10:41:33.500
2	7:57.068		10:49:30.568

(725) FRANCISCO MARTINEZ MAIRELES

Vuelta	Tiempo de vuelta	Dif. resp. 1°	Hora del día
1			10:41:11.498
2	9:11.735		10:50:23.233

(520) JOSE MIGUEL ANDRADE LAGO

Vuelta	Tiempo de vuelta	Dif. resp. 1°	Hora del día
1			10:41:40.040

Cronometraje

Orbite



Andalucía



Siguelo en www.famotos.com PREPARQUE Digital

Andalucía



I CROSS COUNTRY MIJAS

Vuelta a vuelta

CARRERA

Circuito CX ANTAS 16,000 km

COPA PONT GROUP Y TROFEO SOCIAL

25/11/2018 10:30

Carrera (1:30:00 Tiempo) iniciado a 10:36:21

Competidores

Vueltas

	1	2	3	4	5	6	7	8	9	10	11	12	13	
JESUS CARRASCO GARCIA (724)	1	724	724	724	530	530	530	530	530	530	530	530	530	
FERNANDO DANIEL DELONC MARTINEZ (699)	2	699	719	719	719	719	719	719	719	719	719	719	719	
GABRIEL TOVAR CALZADO (720)	3	720	699	530	724	724	724	724	724	724	724	724	724	
JUAN JOSE MOYA SANCHEZ (719)	4	719	525	706	706	699	699	706	706	706	706	535	535	
ANTONIO JOSE MORALES RODRIGUEZ (704)	5	704	720	699	699	706	706	699	699	699	535	535	706	523
DAVID COTE LEAL (706)	6	706	706	525	720	720	720	720	720	535	525	525	523	706
FRANCISCO JOSE SUBIRES MONTIEL (525)	7	525	530	720	728	535	535	535	535	525	720	523	525	720
ANDRES JESUS GALERA COLLADO (685)	8	685	704	728	535	728	525	525	525	720	699	720	720	735
JOSE MARIA RODRIGUEZ BENITEZ (728)	9	728	728	535	525	525	728	728	728	523	523	735	735	737
JUAN BERNAL REINA (698)	10	698	535	533	533	740	740	523	523	735	735	734	734	734
CRISTOBAL SANCHEZ POSTIGO (713)	11	713	533	523	523	739	739	735	735	728	728	737	737	533
RAUL PALOMO ALCARAZ (726)	12	726	726	740	739	533	523	740	740	740	740	740	533	
ALEJANDRO SANCHEZ QUINTANA (716)	13	716	523	739	740	523	533	533	739	739	533	533	740	
MANUEL MARQUEZ PADILLA (718)	14	718	718	734	734	737	735	739	533	533	734	728	728	
FRANCISCO RODRIGUEZ PARDO (722)	15	722	713	713	737	734	737	737	737	737	737	739	739	
ALEJANDRO GOMEZ GUTIERREZ (700)	16	700	698	737	713	735	734	734	734	734	739	732	732	
MIGUEL JUAREZ SANTIAGO (708)	17	708	740	704	704	704	746	746	746	746	732	704	704	
DANIEL PELAEZ PEREZ (703)	18	703	700	518	518	746	713	704	704	704	704	746	746	
ITALO KELLER GUERRA (702)	19	702	739	746	746	713	704	713	738	732	746	738	738	
DAVID TOVAR CABELLO (530)	20	530	734	700	735	748	738	738	713	738	738	713	713	
SERGIO DE LOS RIOS PALOMO (730)	21	730	732	726	700	738	748	732	732	713	713	748	748	
DAMIAN PINTO CLAVIJO (705)	22	705	737	718	726	732	732	748	748	748	748	701	701	
MANUEL HURTADO BORRERO (533)	23	533	518	698	718	701	701	701	701	701	701	726	726	
DANIEL ZANCADA REDONDO (721)	24	721	702	702	748	700	726	726	726	726	726	744	744	
FRANCISCO JAVIER SANCHEZ GOMEZ (717)	25	717	746	701	732	726	700	744	744	744	744	731	731	
SEBASTIAN AGUA PORRAS (740)	26	740	536	735	738	698	702	700	700	731	731	700	700	
CRISTIAN LOPEZ FERNANDEZ (710)	27	710	701	722	701	702	527	527	702	700	700	702	702	
ALBERTO SANCHEZ JURADO RODRIGUEZ (535)	28	535	721	732	698	718	744	702	731	702	702	718	718	
SERGIO RUEDA PEREZ (523)	29	523	722	738	702	527	698	718	718	718	718	698		
MANUEL ANGEL GARCIA LOZANO (739)	30	739	705	748	716	744	718	731	527	527	698	722		
FRANCISCO MANUEL BAEZ INFANTE (709)	31	709	703	716	527	716	731	698	698	698	529	729		
JAVIER PARRA TERUEL (707)	32	707	527	527	744	731	716	529	529	529	722	716		
JOSE ANTONIO POSTIGO BLANCO (701)	33	701	748	705	731	529	529	722	722	716	729	534		
OSAMA SAFINE LAZHAR (732)	34	732	708	721	722	722	722	716	716	722	716	743		
FRANCISCO MARTINEZ MAIRELES (725)	35	725	738	747	529	747	747	534	729	729	534	747		
IGNACIO FERNANDEZ CORBACHO (518)	36	518	716	731	730	729	729	729	534	534	743	527		
SIMON SOLER FERNANDEZ (723)	37	723	710	744	747	730	534	747	747	747	747	717		
JUAN CARLOS MAIRENA MERINO (734)	38	734	730	703	710	710	730	730	743	743	527			
LEONARDO VALLE REVERENDO (746)	39	746	747	730	729	534	710	743	721	730	717			
RAFAEL ROMERO GARCIA (737)	40	737	729	707	534	723	717	723	730	717	730			
ANTONIO MIGUEL GUTIERREZ ORTEGA (743)	41	743	735	529	703	717	723	721	717	710	710			
PEDRO JAEN LARA (536)	42	536	529	729	715	707	743	717	707	723	723			
SERGIO GARCIA SANCHEZ (747)	43	747	725	710	723	743	707	707	710	707	685			
MIGUEL CAYETANO LOPEZ HORMIGO (738)	44	738	723	743	717	715	721	710	723	709	709			
FRANCISCO JAVIER CASTAÑO LOPEZ (748)	45	748	707	723	707	721	709	709	709	685	705			
JOSE MIGUEL ANDRADE LAGO (520)	46	520	534	534	532	709	685	685	685	705	524			
JOSE ANTONIO MORENO QUERO (527)	47	527	731	708	743	703	703	705	705	524	707			
PABLO DIEZ NEGRETE (532)	48	532	717	715	708	685	705	703	524	703	703			
OSCAR SERRANO RAMIREZ (729)	49	729	744	717	709	705	715	524	703	715				
JOSE MARIA MORALES MORO (731)	50	731	709	532	721	714	524	715	715					
NICOLAS GUERRERO ORTIZ (745)	51	745	685	685	685	524	733	733						

Cronometraje

Orbite





Síguelo en www.famotos.com PREPARQUE Digital

Andalucía



I CROSS COUNTRY MIJAS

Clasificado por vueltas

CARRERA

Circuito CX ANTAS 16,000 km

FEDERADOS

25/11/2018 12:15

Carrera iniciado a 12:26:20

Pos.	Nº	Nombre	Puntos	Vueltas	Total T°	Dif. resp. 1°	Mejor Tm	Clase
1	27	SERGIO NAVARRO HUERTAS	50	20	2:04:16.092		6:12.944	SENIOR-A
2	111	ALEJANDRO NAVARRO HUERTAS	50	19	2:03:31.853	1 Vuelta	6:25.738	JUNIOR SUB-23
3	44	JOSE MANUEL PARTIDA ARMIJE	44	19	2:07:18.093	1 Vuelta	6:37.836	SENIOR-A
4	227	JUAN CARLOS RAMIREZ ORTUÑO	50	18	2:03:23.852	2 Vueltas	6:50.097	SENIOR-B
5	214	OSCAR JIMENEZ RODRIGUEZ	44	18	2:05:01.958	2 Vueltas	6:49.416	SENIOR-B
6	172	ANTONIO GARCIA GALVEZ	44	18	2:05:13.356	2 Vueltas	6:46.776	JUNIOR SUB-23
7	102	MANUEL MIRANDA ORTEGA	40	18	2:05:31.874	2 Vueltas	7:00.121	JUNIOR SUB-23
8	126	PABLO FERNANDEZ CORBACHO	36	18	2:05:33.465	2 Vueltas	6:59.250	JUNIOR SUB-23
9	6	JUAN FRANCISCO CARRILLO GARCIA	40	18	2:08:15.955	2 Vueltas	6:52.941	SENIOR-A
10	11	DANIEL TORREÑO CARRASCO	36	17	2:01:12.154	3 Vueltas	7:08.516	SENIOR-A
11	207	VICTOR MIRANDA HARO	40	17	2:03:47.475	3 Vueltas	7:20.747	SENIOR-B
12	315	JOSE ANTONIO SANCHEZ GONZALEZ	50	17	2:04:13.406	3 Vueltas	7:16.320	SENIOR-C
13	301	JUAN JOSE FERNANDEZ TORONJO	44	17	2:05:27.180	3 Vueltas	7:24.843	SENIOR-C
14	400	JOSE ANTONIO SANCHEZ MERINO	50	17	2:05:57.320	3 Vueltas	7:14.820	MASTER-45
15	17	DAVID FERNANDEZ CHAVES	32	17	2:07:10.176	3 Vueltas	7:09.720	SENIOR-A
16	7	JAIME MARIN JIMENEZ	30	16	2:00:14.513	4 Vueltas	7:21.811	SENIOR-A
17	513	NORDIN HAMED MOHAMED	50	16	2:00:53.633	4 Vueltas	7:28.066	AFICIONADOS
18	521	CARLOS CABRERA AGUILAR	44	16	2:01:15.976	4 Vueltas	7:36.028	AFICIONADOS
19	545	CALZADO CASTAÑEDA, SAMUEL	40	16	2:01:29.890	4 Vueltas	7:36.033	AFICIONADOS
20	587	JUAN MANUEL ZAFRA GASPAR	36	16	2:03:10.413	4 Vueltas	7:39.405	AFICIONADOS
21	444	LEANDRO MANUEL MORALES RUIZ	44	16	2:03:17.374	4 Vueltas	7:39.595	MASTER-45
22	302	JUAN ANTONIO FLORES ROJAS	40	16	2:06:08.497	4 Vueltas	7:45.276	SENIOR-C
23	516	MORENO MALDONADO, DANIEL	32	16	2:09:02.774	4 Vueltas	7:52.996	AFICIONADOS
24	471	GERARDO PIZONES GUERRERO	40	15	2:01:21.812	5 Vueltas	7:57.443	MASTER-45
25	407	JORGE JUAN CERETO CEREZO	36	15	2:04:54.302	5 Vueltas	8:08.039	MASTER-45
26	144	FRANCISCO CABEZA MENACHO	32	14	2:00:26.029	6 Vueltas	7:44.245	JUNIOR SUB-23
27	299	ANTONIO ANGEL CABALLERO FERNANDEZ	36	14	2:02:39.371	6 Vueltas	8:06.798	SENIOR-B
28	450	JUAN MORALES DOMINGUEZ	32	14	2:04:57.095	6 Vueltas	7:37.459	MASTER-45
29	500	MARIANO MONTES RODRIGUEZ	30	14	2:06:13.454	6 Vueltas	8:18.156	AFICIONADOS
30	125	FRANCISCO JOSE ALVAREZ MARTIN	30	11	2:00:22.241	9 Vueltas	7:13.092	JUNIOR SUB-23
31	512	SAID MIMUN AHMED	28	11	2:02:12.324	9 Vueltas	9:04.447	AFICIONADOS

No clasificado

NT	225	VICTOR JIMENEZ RODRIGUEZ	0	17	1:54:54.786	NT	6:51.651	SENIOR-B
----	-----	--------------------------	---	----	-------------	----	----------	----------

Márgen de victoria	Velocidad media	Mejor t° de vuelta	Mejor Vel.	Mejor vuelta para
1 Vuelta	154,505	6:12.944	154,447	27 - SERGIO NAVARRO HUERTAS

Cronometraje

Orbits





Siguelo en www.famotos.com PREPARQUE Digital

Andalucía



I CROSS COUNTRY MIJAS

Clasificado por vueltas

CARRERA

Circuito CX ANTAS 16,000 km

FEDERADOS

25/11/2018 12:15

Carrera iniciado a 12:26:20

Pos.	Nº	Nombre	Puntos	Vueltas	Total T°	Dif. resp. 1°	Mejor Tm	Clase
AFICIONADOS								
1	513	NORDIN HAMED MOHAMED	50	16	2:00:53.633		7:28.066	AFICIONADOS
2	521	CARLOS CABRERA AGUILAR	44	16	2:01:15.976	22.343	7:36.028	AFICIONADOS
3	545	SAMUEL CALZADO CASTAÑEDA	40	16	2:01:29.890	36.257	7:36.033	AFICIONADOS
4	587	JUAN MANUEL ZAFRA GASPAR	36	16	2:03:10.413	2:16.780	7:39.405	AFICIONADOS
5	516	DANIEL MORENO MALDONADO	32	16	2:09:02.774	8:09.141	7:52.996	AFICIONADOS
6	500	MARIANO MONTES RODRIGUEZ	30	14	2:06:13.454	2 Vueltas	8:18.156	AFICIONADOS
7	512	SAID MIMUN AHMED	28	11	2:02:12.324	5 Vueltas	9:04.447	AFICIONADOS
JUNIOR SUB-23								
1	111	ALEJANDRO NAVARRO HUERTAS	50	19	2:03:31.853		6:25.738	JUNIOR SUB-23
2	172	ANTONIO GARCIA GALVEZ	44	18	2:05:13.356	1 Vuelta	6:46.776	JUNIOR SUB-23
3	102	MANUEL MIRANDA ORTEGA	40	18	2:05:31.874	1 Vuelta	7:00.121	JUNIOR SUB-23
4	126	PABLO FERNANDEZ CORBACHO	36	18	2:05:33.465	1 Vuelta	6:59.250	JUNIOR SUB-23
5	144	FRANCISCO CABEZA MENACHO	32	14	2:00:26.029	5 Vueltas	7:44.245	JUNIOR SUB-23
6	125	FRANCISCO JOSE ALVAREZ MARTIN	30	11	2:00:22.241	8 Vueltas	7:13.092	JUNIOR SUB-23
MASTER-45								
1	400	JOSE ANTONIO SANCHEZ MERINO	50	17	2:05:57.320		7:14.820	MASTER-45
2	444	LEANDRO MANUEL MORALES RUIZ	44	16	2:03:17.374	1 Vuelta	7:39.595	MASTER-45
3	471	GERARDO PIZONES GUERRERO	40	15	2:01:21.812	2 Vueltas	7:57.443	MASTER-45
4	407	JORGE JUAN CERETO CEREZO	36	15	2:04:54.302	2 Vueltas	8:08.039	MASTER-45
5	450	JUAN MORALES DOMINGUEZ	32	14	2:04:57.095	3 Vueltas	7:37.459	MASTER-45
SENIOR-A								
1	27	SERGIO NAVARRO HUERTAS	50	20	2:04:16.092		6:12.944	SENIOR-A
2	44	JOSE MANUEL PARTIDA ARMIJE	44	19	2:07:18.093	1 Vuelta	6:37.836	SENIOR-A
3	6	JUAN FRANCISCO CARRILLO GARCIA	40	18	2:08:15.955	2 Vueltas	6:52.941	SENIOR-A
4	11	DANIEL TORREÑO CARRASCO	36	17	2:01:12.154	3 Vueltas	7:08.516	SENIOR-A
5	17	DAVID FERNANDEZ CHAVES	32	17	2:07:10.176	3 Vueltas	7:09.720	SENIOR-A
6	7	JAIME MARIN JIMENEZ	30	16	2:00:14.513	4 Vueltas	7:21.811	SENIOR-A
SENIOR-B								
1	227	JUAN CARLOS RAMIREZ ORTUÑO	50	18	2:03:23.852		6:50.097	SENIOR-B
2	214	OSCAR JIMENEZ RODRIGUEZ	44	18	2:05:01.958	1:38.106	6:49.416	SENIOR-B
3	207	VICTOR MIRANDA HARO	40	17	2:03:47.475	1 Vuelta	7:20.747	SENIOR-B
4	299	ANTONIO ANGEL CABALLERO FERNANDEZ	36	14	2:02:39.371	4 Vueltas	8:06.798	SENIOR-B

No clasificado

Márgen de victoria	Velocidad media	Mejor t° de vuelta	Mejor Vel.	Mejor vuelta para
1 Vuelta	154,505	6:12.944	154,447	27 - SERGIO NAVARRO HUERTAS

Cronometraje

Orbits



Andalucía



Siguelo en www.famotos.com PREPARQUE Digital

Andalucía



I CROSS COUNTRY MIJAS

Clasificado por vueltas

CARRERA

Circuito CX ANTAS 16,000 km

FEDERADOS

25/11/2018 12:15

Carrera iniciado a 12:26:20

Pos.	N°	Nombre	Puntos	Vueltas	Total T°	Dif. resp. 1°	Mejor Tm	Clase
NT	225	VICTOR JIMENEZ RODRIGUEZ	0	17	1:54:54.786	NT	6:51.651	SENIOR-B

SENIOR-C

1	315	JOSE ANTONIO SANCHEZ GONZALEZ	50	17	2:04:13.406		7:16.320	SENIOR-C
2	301	JUAN JOSE FERNANDEZ TORONJO	44	17	2:05:27.180	1:13.774	7:24.843	SENIOR-C
3	302	JUAN ANTONIO FLORES ROJAS	40	16	2:06:08.497	1 Vuelta	7:45.276	SENIOR-C

Márgen de victoria	Velocidad media	Mejor t° de vuelta	Mejor Vel.	Mejor vuelta para
1 Vuelta	154,505	6:12.944	154,447	27 - SERGIO NAVARRO HUERTAS

Cronometraje

Orbits





I CROSS COUNTRY MIJAS

CARRERA

Circuito CX ANTAS 16,000 km

FEDERADOS

25/11/2018 12:15

Carrera iniciado a 12:26:20

Table with columns: Vuelta, Tiempo de vuelta, Dif. resp. 1°, Hora del día. Title: (27) SERGIO NAVARRO HUERTAS

Table with columns: Vuelta, Tiempo de vuelta, Dif. resp. 1°, Hora del día. Title: (111) ALEJANDRO NAVARRO HUERTAS

Table with columns: Vuelta, Tiempo de vuelta, Dif. resp. 1°, Hora del día. Title: (44) JOSE MANUEL PARTIDA ARMUJE

Table with columns: Vuelta, Tiempo de vuelta, Dif. resp. 1°, Hora del día. Title: (227) JUAN CARLOS RAMIREZ ORTUÑO

Table with columns: Vuelta, Tiempo de vuelta, Dif. resp. 1°, Hora del día. Title: (214) OSCAR JIMENEZ RODRIGUEZ

Table with columns: Vuelta, Tiempo de vuelta, Dif. resp. 1°, Hora del día. Title: (172) ANTONIO GARCIA GALVEZ

Table with columns: Vuelta, Tiempo de vuelta, Dif. resp. 1°, Hora del día. Title: (102) MANUEL MIRANDA ORTEGA

Table with columns: Vuelta, Tiempo de vuelta, Dif. resp. 1°, Hora del día. Title: (214) OSCAR JIMENEZ RODRIGUEZ

Table with columns: Vuelta, Tiempo de vuelta, Dif. resp. 1°, Hora del día. Title: (126) PABLO FERNANDEZ CORBACHO

Table with columns: Vuelta, Tiempo de vuelta, Dif. resp. 1°, Hora del día. Title: (6) JUAN FRANCISCO CARRILLO GARCIA

Table with columns: Vuelta, Tiempo de vuelta, Dif. resp. 1°, Hora del día. Title: (11) DANIEL TORREÑO CARRASCO

Table with columns: Vuelta, Tiempo de vuelta, Dif. resp. 1°, Hora del día. Title: (11) DANIEL TORREÑO CARRASCO



Siguelo en www.famotos.com PREPARQUE Digital

Andalucía



I CROSS COUNTRY MIJAS

Vuelta a vuelta

CARRERA

Circuito CX ANTAS 16,000 km

FEDERADOS

25/11/2018 12:15

Carrera iniciado a 12:26:20

Competidores

Vueltas

	1	2	3	4	5	6	7	8	9	10	11	12	13	14	15	16	17	18	19	20	
SERGIO NAVARRO HUERTAS (27)	1	27	27	27	27	27	27	27	27	27	27	27	27	27	27	27	27	27	27	27	27
VICTOR JIMENEZ RODRIGUEZ (225)	2	225	111	111	111	111	111	111	111	111	111	111	111	111	111	111	111	111	111	111	111
JOSE MANUEL PARTIDA ARMIJE (44)	3	44	225	44	44	44	44	44	44	44	44	44	44	44	44	44	44	44	44	44	44
ALEJANDRO NAVARRO HUERTAS (111)	4	111	44	225	225	225	225	225	225	225	225	225	225	225	225	225	225	225	225	227	227
JUAN FRANCISCO CARRILLO GARCIA (6)	5	6	6	6	6	214	227	214	214	214	214	214	214	214	227	227	227	227	214	214	214
OSCAR JIMENEZ RODRIGUEZ (214)	6	214	214	214	214	227	214	227	227	227	227	227	227	227	214	214	214	172	172	172	172
PABLO FERNANDEZ CORBACHO (126)	7	126	227	227	227	6	6	6	6	126	126	126	102	172	172	172	172	172	102	102	102
JUAN CARLOS RAMIREZ ORTUÑO (227)	8	227	172	126	126	126	126	102	102	102	102	126	6	126	126	126	126	126	126	126	126
ANTONIO GARCIA GALVEZ (172)	9	172	126	102	102	102	102	126	6	6	6	6	126	6	102	102	102	6	6	6	6
DAVID FERNANDEZ CHAVES (17)	10	17	102	125	125	125	125	125	125	125	172	172	172	102	102	6	6	6	6	6	6
FRANCISCO JOSE ALVAREZ MARTIN (125)	11	125	11	17	17	11	11	11	11	11	11	11	11	11	11	11	11	11	11	11	11
DANIEL TORREÑO CARRASCO (11)	12	11	17	11	11	17	17	17	17	172	17	17	17	17	17	207	207	207	207	207	207
MANUEL MIRANDA ORTEGA (102)	13	102	125	207	7	7	7	7	172	17	125	315	315	315	207	315	315	315	315	315	315
VICTOR MIRANDA HARO (207)	14	207	7	7	207	207	207	207	7	315	315	207	207	207	315	17	400	301	301	301	301
JAIME MARIN JIMENEZ (7)	15	7	207	315	315	315	315	172	315	7	7	400	400	400	400	400	301	400	400	400	400
FRANCISCO CABEZA MENACHO (144)	16	144	400	400	400	400	400	315	400	207	207	301	301	301	301	301	17	17	17	17	17
ANTONIO ANGEL CABALLERO FERNANDEZ (299)	17	299	315	144	301	172	172	400	207	301	400	7	7	7	7	7	7	7	7	7	7
JOSE ANTONIO SANCHEZ MERINO (400)	18	400	144	301	144	301	301	301	301	400	301	513	513	513	513	513	513	513	513	513	513
JUAN JOSE FERNANDEZ TORONJO (301)	19	301	299	513	513	513	444	513	513	513	513	444	444	521	521	521	521	521	521	521	521
JOSE ANTONIO SANCHEZ GONZALEZ (315)	20	315	513	587	450	144	513	450	444	444	444	521	587	587	545	545	545	545	545	545	545
NORDIN HAMED MOHAMED (513)	21	513	587	444	444	450	450	444	450	450	521	587	521	545	444	444	444	587	587	587	587
LEANDRO MANUEL MORALES RUIZ (444)	22	444	444	450	172	444	545	521	521	521	587	545	545	444	587	587	444	444	444	444	444
CARLOS CABRERA AGUILAR (521)	23	521	521	302	587	587	521	545	587	587	545	302	302	302	302	302	302	302	302	302	302
JUAN MORALES DOMINGUEZ (450)	24	450	450	299	545	545	587	587	545	545	302	516	516	516	516	516	516	516	516	516	516
JUAN MANUEL ZAFRA GASPAR (587)	25	587	301	545	521	521	144	144	302	302	516	471	471	471	471	471	471	471	471	471	471
JUAN ANTONIO FLORES ROJAS (302)	26	302	302	521	302	302	302	302	516	516	471	407	407	407	407	407	407	407	407	407	407
GERARDO PIZONES GUERRERO (471)	27	471	545	172	299	299	516	516	471	471	407	144	144	144	144	144	144	144	144	144	144
MARIANO MONTES RODRIGUEZ (500)	28	500	471	516	516	516	299	299	407	407	299	299	299	299	299	299	299	299	299	299	299
MORENO MALDONADO, DANIEL (516)	29	516	516	471	407	407	471	471	144	299	144	450	450	450	450	450	450	450	450	450	450
CALZADO CASTAÑEDA, SAMUEL (545)	30	545	500	500	471	471	407	407	299	144	450	500	500	500	500	500	500	500	500	500	500
JORGE JUAN CERETO CERESO (407)	31	407	407	407	500	500	500	500	500	500	500	125	125	125	125	125	125	125	125	125	125
SAID MIMUN AHMED (512)	32	512	512	512	512	512	512	512	512	512	512	512	512	512	512	512	512	512	512	512	512

Cronometraje

Orbite



Andalucía