

23 y 24 octubre
CIRCUIT RICARDO TORMO

Cto. de ESPAÑA de SUPERBIKE

23-24 OCTUBRE 2021

Laps: 13

Circuit Ricardo Tormo
Length: 4005 metros

Results

Carrera 1 SBK Junior

Pos.	N. Rider	Team	Motorcycle	Nat.	Laps	Time	Best Lap	iL	Gap	Interval	Speed	Tyr.	Pt.	Cat.
1	27 DIAZ, Alvaro	Arco Motor Universit	YAMAHA	SPA	13	23:18,128	01:46,207	11			134,06	PI	25	Y
2	47 HERNANDEZ, Ferran	Team BOX64	HONDA	SPA	13	23:19,368	01:46,444	6	00:01,240	00:01,240	133,94	PI	20	
3	44 FERNANDEZ, Eric	Speed Racing	KAWASAKI	SPA	13	23:19,405	01:46,482	11	00:01,277	00:00,037	133,94	PI	16	K
4	91 JIMENEZ, Borja	ESP Solutions Motap	KAWASAKI	SPA	13	23:19,472	01:46,343	10	00:01,344	00:00,067	133,93	PI	13	K
5	48 GARCIA, Julio	ESP Solutions Motap	KAWASAKI	SPA	13	23:19,555	01:46,461	11	00:01,427	00:00,083	133,92	PI	11	K
6	99 REPAK, Maxim	Yamaha MS Racing	YAMAHA	SVK	13	23:19,713	01:46,148	11	00:01,585	00:00,158	133,91	PI	10	Y
7	8 GIMENEZ, Carlos	Arco Motor Universit	YAMAHA	SPA	13	23:22,283	01:46,663	6	00:04,155	00:02,570	133,66	PI	9	Y
8	98 MOGEDA, Daniel	ESP Solutions Motap	KAWASAKI	SPA	13	23:22,660	01:46,599	2	00:04,532	00:00,377	133,63	PI	8	K
9	31 SANCHEZ, Max	ETG Racing	YAMAHA	SPA	13	23:27,252	01:47,105	6	00:09,124	00:04,592	133,19	PI	7	Y
10	74 CONESA, Juan A.	Team LaGlisse		SPA	13	23:27,317	01:46,879	5	00:09,189	00:00,065	133,19	PI	6	
11	81 RIVERA, Juan E.	Austin Racing VHC Li	KAWASAKI	COL	13	23:27,453	01:46,750	5	00:09,325	00:00,136	133,17	PI	5	K
12	56 MORILLAS, Dayron	Yamaha MS Racing	YAMAHA	SPA	13	23:27,719	01:47,063	7	00:09,591	00:00,266	133,15	PI	4	Y
13	20 CORRAL, Javier	Arco Motor Universit	YAMAHA	SPA	13	23:28,064	01:47,161	9	00:09,936	00:00,345	133,11	PI	3	Y
14	17 DIAZ, Samuel	Tecniracing	KAWASAKI	SPA	13	23:28,169	01:47,007	6	00:10,041	00:00,105	133,1	PI	2	K
15	51 URIOSTEGUI, Juan P.	I+DENT Racing Team	YAMAHA	MEX	13	23:37,787	01:47,032	3	00:19,659	00:09,618	132,2	PI	1	Y
16	18 SANTOS, Joan	GV Stratos		SPA	13	23:37,856	01:47,251	5	00:19,728	00:00,069	132,2	PI		K
17	68 RODRIGUEZ, Adrian	Speed Racing	KAWASAKI	SPA	13	23:37,867	01:47,619	3	00:19,739	00:00,011	132,19	PI		K
18	53 YEBRA, Hector	Hycompeticom	KAWASAKI	SPA	13	23:43,400	01:47,498	2	00:25,272	00:05,533	131,68	PI		K
19	72 RUIZ, Yeray	Yamaha MS Racing	YAMAHA	SPA	13	23:48,206	01:46,634	11	00:30,078	00:04,806	131,24	PI		Y
20	33 SANCHEZ, Gonzalo	ETG Racing	YAMAHA	SPA	13	23:58,475	01:49,161	13	00:40,347	00:10,269	130,3	PI		Y
21	16 BUDZIASZEK, Michal A.	I+DENT Racing Team	YAMAHA	POL	13	23:58,672	01:49,196	13	00:40,544	00:00,197	130,28	PI		Y
22	23 RAPOSEIRAS, Jordi	Il.lusió Team	KAWASAKI	AND	13	23:59,045	01:49,101	11	00:40,917	00:00,373	130,25	PI		K
23	55 DIEZ, Rafael	ESP Solutions Motap	KAWASAKI	SPA	13	24:14,152	01:50,416	5	00:56,024	00:15,107	128,9	PI		K
24	58 RUIVINHO, Isaac	Team Moto Clube Loul	KAWASAKI	POR	13	24:21,453	01:51,051	8	01:03,325	00:07,301	128,25	PI		K
25	24 LOPEZ, Enrique	Alma Racing Team	KAWASAKI	SPA	13	24:21,645	01:51,207	10	01:03,517	00:00,192	128,23	PI		K
26	6 MARQUES, Guilherme	Miguel Oliveira Fan	YAMAHA	POR	13	24:21,650	01:50,287	12	01:03,522	00:00,005	128,23	PI		
27	32 VALENTE, Rodrigo	GV Stratos Racing te	YAMAHA	POR	13	24:36,955	01:52,123	5	01:18,827	00:15,305	126,91	PI		Y
NO BANDERA														
.	26 OSUNA, José M.	DEZA-BOX77-Racing Te	KAWASAKI	SPA	12	21:32,119	01:46,279	11	-1 Lap	-1 Lap	133,9	PI		K
.	2 RIVERA, Natalia	I+DENT Racing Team	YAMAHA	SPA	11	20:49,838	01:48,853	8	-2 Lap	-1 Lap	126,89	PI		Y
RETIRADOS														
.	57 TORRES, Antonio	DEZA-BOX77-Racing Te	KAWASAKI	SPA	9	16:14,967	01:46,944	9	-4 Lap	-2 Lap	133,09	PI		K
.	36 KANTOLA, Juho	Kallio Racing Junior	KTM	FIN	3	06:06,042	01:56,164	2	-10 Lap	-6 Lap	118,17	PI		
.	61 DEL OLMO, Javier	Kawasaki PL Racing J	KAWASAKI	SPA	1	02:00,172	START		-12 Lap	-2 Lap	119,98	PI		K

Best Lap: Rider 99 - REPAK, Maxim - Time: 01:46,148 at 135,83 Km/h

Circuit Ricardo Tormo

Final Official

Provisional Official

Length: 4005

Hour: 16:50:00

JURY:

Hour:

C.of the Course:

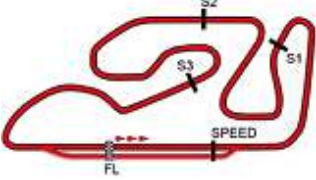
Hour:

23/10/2021

C.Timekeeper:

Hour: 18:07:42





23 y 24 octubre
CIRCUIT RICARDO TORMO

Cto. de ESPAÑA de SUPERBIKE

23-24 OCTUBRE 2021

Laps: 13

Circuit Ricardo Tormo
Length: 4005 metros

Results

Carrera 1 SBK Junior

Pos.	N.	Rider	Team	Motorcycle	Nat.	Laps	Time	Best Lap	iL	Gap	Interval	Speed	Tyr.	Pt.	Cat.
Categoría: K															
1	44	FERNANDEZ, Eric	Speed Racing	KAWASAKI	SPA	13	23:19,405	01:46,482	11			133,94	PI	25	K
2	91	JIMENEZ, Borja	ESP Solutions Motap	KAWASAKI	SPA	13	23:19,472	01:46,343	10	00:00,067	00:00,067	133,93	PI	20	K
3	48	GARCIA, Julio	ESP Solutions Motap	KAWASAKI	SPA	13	23:19,555	01:46,461	11	00:00,150	00:00,083	133,92	PI	16	K
4	98	MOGEDA, Daniel	ESP Solutions Motap	KAWASAKI	SPA	13	23:22,660	01:46,599	2	00:03,255	00:03,105	133,63	PI	13	K
5	81	RIVERA, Juan E.	Austin Racing VHC Li	KAWASAKI	COL	13	23:27,453	01:46,750	5	00:08,048	00:04,793	133,17	PI	11	K
6	17	DIAZ, Samuel	Tecniracing	KAWASAKI	SPA	13	23:28,169	01:47,007	6	00:08,764	00:00,716	133,1	PI	10	K
7	18	SANTOS, Joan	GV Stratos		SPA	13	23:37,856	01:47,251	5	00:18,451	00:09,687	132,2	PI	9	K
8	68	RODRIGUEZ, Adrian	Speed Racing	KAWASAKI	SPA	13	23:37,867	01:47,619	3	00:18,462	00:00,011	132,19	PI	8	K
9	53	YEBRA, Hector	Hycompeticom	KAWASAKI	SPA	13	23:43,400	01:47,498	2	00:23,995	00:05,533	131,68	PI	7	K
10	23	RAPOSEIRAS, Jordi	Il.lusió Team	KAWASAKI	AND	13	23:59,045	01:49,101	11	00:39,640	00:15,645	130,25	PI	6	K
11	55	DIEZ, Rafael	ESP Solutions Motap	KAWASAKI	SPA	13	24:14,152	01:50,416	5	00:54,747	00:15,107	128,9	PI	5	K
12	58	RUIVINHO, Isaac	Team Moto Clube Loul	KAWASAKI	POR	13	24:21,453	01:51,051	8	01:02,048	00:07,301	128,25	PI	4	K
13	24	LOPEZ, Enrique	Alma Racing Team	KAWASAKI	SPA	13	24:21,645	01:51,207	10	01:02,240	00:00,192	128,23	PI	3	K
NO BANDERA															
.	26	OSUNA, José M.	DEZA-BOX77-Racing Te	KAWASAKI	SPA	12	21:32,119	01:46,279	11	-1 Lap	-1 Lap	133,9	PI		K
RETIRADOS															
.	57	TORRES, Antonio	DEZA-BOX77-Racing Te	KAWASAKI	SPA	9	16:14,967	01:46,944	9	-4 Lap	-3 Lap	133,09	PI		K
.	61	DEL OLMO, Javier	Kawasaki PL Racing J	KAWASAKI	SPA	1	02:00,172	START		-12 Lap	-8 Lap	119,98	PI		K
Categoría: Y															
1	27	DIAZ, Alvaro	Arco Motor Universit	YAMAHA	SPA	13	23:18,128	01:46,207	11			134,06	PI	25	Y
2	99	REPAK, Maxim	Yamaha MS Racing	YAMAHA	SVK	13	23:19,713	01:46,148	11	00:01,585	00:01,585	133,91	PI	20	Y
3	8	GIMENEZ, Carlos	Arco Motor Universit	YAMAHA	SPA	13	23:22,283	01:46,663	6	00:04,155	00:02,570	133,66	PI	16	Y
4	31	SANCHEZ, Max	ETG Racing	YAMAHA	SPA	13	23:27,252	01:47,105	6	00:09,124	00:04,969	133,19	PI	13	Y
5	56	MORILLAS, Dayron	Yamaha MS Racing	YAMAHA	SPA	13	23:27,719	01:47,063	7	00:09,591	00:00,467	133,15	PI	11	Y
6	20	CORRAL, Javier	Arco Motor Universit	YAMAHA	SPA	13	23:28,064	01:47,161	9	00:09,936	00:00,345	133,11	PI	10	Y
7	51	URIOSTEGUI, Juan P.	I+DENT Racing Team	YAMAHA	MEX	13	23:37,787	01:47,032	3	00:19,659	00:09,723	132,2	PI	9	Y
8	72	RUIZ, Yeray	Yamaha MS Racing	YAMAHA	SPA	13	23:48,206	01:46,634	11	00:30,078	00:10,419	131,24	PI	8	Y
9	33	SANCHEZ, Gonzalo	ETG Racing	YAMAHA	SPA	13	23:58,475	01:49,161	13	00:40,347	00:10,269	130,3	PI	7	Y
10	16	BUDZIASZEK, Michal A.	I+DENT Racing Team	YAMAHA	POL	13	23:58,672	01:49,196	13	00:40,544	00:00,197	130,28	PI	6	Y
11	32	VALENTE, Rodrigo	GV Stratos Racing te	YAMAHA	POR	13	24:36,955	01:52,123	5	01:18,827	00:38,283	126,91	PI	5	Y
NO BANDERA															
.	2	RIVERA, Natalia	I+DENT Racing Team	YAMAHA	SPA	11	20:49,838	01:48,853	8	-2 Lap	-2 Lap	126,89	PI		Y

Best Lap: Rider 99 - REPAK, Maxim - Time: 01:46,148 at 135,83 Km/h

Circuit Ricardo Tormo

Final Official

Provisional Official

Length: 4005

Hour: 16:50:00

JURY:

Hour:

C.of the Course:

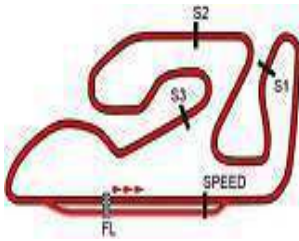
Hour:

23/10/2021

C.Timekeeper:

Hour: 18:30:06





Circuit Ricardo Tormo

23-24 OCTUBRE 2021

Circuit Ricardo Tormo

Cto. de ESPAÑA de SUPERBIKE

ANALYSIS / SECTORS Carrera 1 SBK Junior

Table for RIVERA, Natalia (I+DENT Racing Team). Columns: Lap Time, Sector 1, Sector 2, Sector 3, Sector 4, V.Max, Hour. Includes best lap time of 01:48,853.

Table for MARQUES, Guilherme (Miguel Oliveira Fan). Columns: Lap Time, Sector 1, Sector 2, Sector 3, Sector 4, V.Max, Hour. Includes best lap time of 01:50,287.

Table for GIMENEZ, Carlos (Arco Motor Universit). Columns: Lap Time, Sector 1, Sector 2, Sector 3, Sector 4, V.Max, Hour. Includes best lap time of 01:46,663.

Table for BUDZIASZEK, Michal A. (I+DENT Racing Team). Columns: Lap Time, Sector 1, Sector 2, Sector 3, Sector 4, V.Max, Hour. Includes best lap time of 01:50,224.

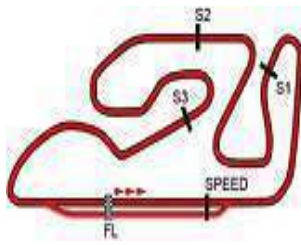
Partial table for RIVERA, Natalia showing lap times from 8 to 13.

Table for DIAZ, Samuel (Tecnracing). Columns: Lap Time, Sector 1, Sector 2, Sector 3, Sector 4, V.Max, Hour. Includes best lap time of 01:47,007.

Table for SANTOS, Joan (GV Stratos). Columns: Lap Time, Sector 1, Sector 2, Sector 3, Sector 4, V.Max, Hour. Includes best lap time of 01:47,251.

Table for CORRAL, Javier (Arco Motor Universit). Columns: Lap Time, Sector 1, Sector 2, Sector 3, Sector 4, V.Max, Hour. Includes best lap time of 01:47,193.





Circuit Ricardo Tormo

Cto. de ESPAÑA de SUPERBIKE

ANALYSIS / SECTORS Carrera 1 SBK Junior

23		RAPOSEIRAS, Jordi		Il.lusió Team			
		AND		P.Vmax: 16 T. Ideal: 01:48,767			
Lap	Time	Sector 1	Sector 2	Sector 3	Sector 4	V.Max	Hour
1	FIRST LAP	00:34,153	00:29,451	00:25,177	00:30,187	148,28	17:38:30
2	01:51,200	00:25,744	00:29,233	00:25,566	00:30,657	178,51	17:40:21
3	01:50,232	00:25,979	00:28,782	00:25,152	00:30,319	178,02	17:42:11
4	01:50,284	00:25,904	00:28,821	00:25,056	00:30,503	175,14	17:44:01
5	01:49,944	00:25,894	00:28,763	00:25,018	00:30,269	176,09	17:45:51
6	01:49,707	00:25,581	00:28,641	00:25,166	00:30,319	176,57	17:47:41
7	01:50,222	00:25,578	00:29,460	00:24,861	00:30,323	183,57	17:49:31
8	01:49,787	00:25,904	00:28,718	00:25,015	00:30,150	180,00	17:51:21
9	01:50,630	00:26,326	00:28,624	00:25,376	00:30,304	179,01	17:53:12
10	01:49,584	00:25,558	00:28,515	00:24,786	00:30,725	179,01	17:55:01
11	01:49,101	00:25,616	00:28,388	00:24,826	00:30,271	175,14	17:56:50
12	01:49,571	00:25,695	00:28,527	00:24,969	00:30,380	175,61	17:58:40
13	01:49,815	00:26,476	00:28,518	00:24,766	00:30,055	174,66	18:00:30

24		LOPEZ, Enrique		Alma Racing Team			
		SPA		P.Vmax: 25 T. Ideal: 01:50,816			
Lap	Time	Sector 1	Sector 2	Sector 3	Sector 4	V.Max	Hour
1	FIRST LAP	00:34,834	00:30,379	00:25,564	00:30,867	148,62	17:38:32
2	01:52,132	00:26,170	00:29,413	00:25,577	00:30,972	176,57	17:40:24
3	01:51,961	00:26,265	00:29,287	00:25,628	00:30,781	173,26	17:42:16
4	01:51,868	00:26,411	00:29,298	00:25,407	00:30,752	172,34	17:44:08
5	01:51,740	00:26,202	00:29,116	00:25,585	00:30,837	176,57	17:46:00
6	01:51,719	00:26,133	00:29,227	00:25,514	00:30,845	171,88	17:47:52
7	01:51,562	00:26,223	00:29,174	00:25,420	00:30,745	170,53	17:49:43
8	01:51,753	00:26,525	00:29,096	00:25,426	00:30,706	171,88	17:51:35
9	01:51,268	00:26,162	00:29,056	00:25,394	00:30,656	174,66	17:53:26
10	01:51,207	00:25,876	00:29,045	00:25,581	00:30,705	178,02	17:55:18
11	01:51,702	00:25,927	00:29,184	00:25,662	00:30,929	174,19	17:57:09
12	01:51,722	00:26,206	00:29,096	00:25,607	00:30,813	171,88	17:59:01
13	01:51,367	00:26,377	00:29,061	00:25,428	00:30,501	170,08	18:00:52

26		OSUNA, José M.		DEZA-BOX77-Racing Te			
		SPA		P.Vmax: 23 T. Ideal: 01:46,132			
Lap	Time	Sector 1	Sector 2	Sector 3	Sector 4	V.Max	Hour
1	FIRST LAP	00:31,468	00:28,046	00:24,471	00:29,517	138,46	17:38:24
2	01:46,859	00:25,152	00:27,683	00:24,432	00:29,592	175,14	17:40:11
3	01:47,525	00:25,553	00:27,853	00:24,734	00:29,385	170,98	17:41:59
4	01:46,948	00:25,460	00:27,762	00:24,379	00:29,347	179,01	17:43:46
5	01:46,937	00:25,229	00:27,663	00:24,540	00:29,505	177,05	17:45:32
6	01:46,883	00:25,339	00:27,692	00:24,368	00:29,484	175,61	17:47:19
7	01:47,408	00:25,651	00:27,528	00:24,602	00:29,627	175,61	17:49:07
8	01:47,317	00:25,667	00:27,697	00:24,573	00:29,380	172,80	17:50:54
9	01:46,864	00:25,216	00:27,712	00:24,395	00:29,541	177,05	17:52:41
10	01:47,414	00:25,896	00:27,513	00:24,309	00:29,696	176,57	17:54:28
11	01:46,279	00:25,087	00:27,389	00:24,335	00:29,468	178,51	17:56:15
12	01:48,183	00:25,680	00:27,826	00:25,290	00:29,387	176,09	17:58:03

27		DIAZ, Alvaro		Arco Motor Universit			
		SPA		P.Vmax: 20 T. Ideal: 01:45,947			
Lap	Time	Sector 1	Sector 2	Sector 3	Sector 4	V.Max	Hour
1	FIRST LAP	00:31,152	00:28,281	00:24,651	00:29,570	138,46	17:38:24
2	01:46,728	00:24,773	00:27,792	00:24,382	00:29,781	181,01	17:40:11
3	01:47,193	00:25,493	00:27,774	00:24,427	00:29,499	174,66	17:41:58
4	01:47,212	00:25,639	00:27,843	00:24,221	00:29,509	173,26	17:43:45
5	01:47,028	00:25,395	00:27,718	00:24,517	00:29,398	170,53	17:45:32
6	01:46,794	00:25,175	00:27,765	00:24,246	00:29,608	175,61	17:47:19

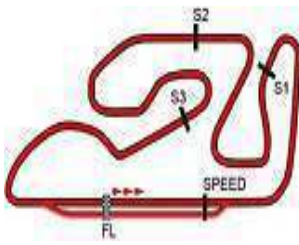
7	01:47,518	00:25,794	00:27,776	00:24,351	00:29,597	170,53	17:49:07
8	01:47,231	00:25,463	00:27,754	00:24,507	00:29,507	175,61	17:50:54
9	01:47,229	00:25,543	00:27,714	00:24,457	00:29,515	172,80	17:52:41
10	01:47,143	00:25,398	00:27,910	00:24,353	00:29,482	180,00	17:54:28
11	01:46,207	00:24,620	00:27,708	00:24,261	00:29,618	182,02	17:56:15
12	01:47,550	00:25,329	00:28,044	00:24,581	00:29,596	174,66	17:58:02
13	01:46,641	00:24,993	00:27,850	00:24,302	00:29,496	170,53	17:59:49

31		SANCHEZ, Max		ETG Racing			
		SPA		P.Vmax: 6 T. Ideal: 01:46,734			
Lap	Time	Sector 1	Sector 2	Sector 3	Sector 4	V.Max	Hour
1	FIRST LAP	00:32,138	00:28,389	00:24,604	00:29,668	144,00	17:38:25
2	01:47,868	00:25,457	00:28,062	00:24,646	00:29,703	177,53	17:40:13
3	01:47,581	00:25,174	00:28,142	00:24,588	00:29,677	176,57	17:42:01
4	01:47,722	00:25,673	00:28,104	00:24,409	00:29,536	172,80	17:43:49
5	01:47,130	00:25,176	00:28,179	00:24,393	00:29,382	182,02	17:45:36
6	01:47,105	00:25,069	00:28,002	00:24,522	00:29,512	186,74	17:47:23
7	01:47,133	00:25,205	00:28,003	00:24,505	00:29,420	176,57	17:49:10
8	01:47,920	00:25,157	00:28,053	00:24,595	00:30,115	176,57	17:50:58
9	01:47,846	00:25,483	00:27,890	00:24,682	00:29,791	172,80	17:52:46
10	01:47,581	00:25,233	00:28,051	00:24,586	00:29,711	185,14	17:54:33
11	01:48,157	00:25,417	00:28,318	00:24,692	00:29,730	175,61	17:56:22
12	01:48,256	00:25,216	00:28,205	00:25,144	00:29,691	175,61	17:58:10
13	01:48,154	00:25,232	00:28,350	00:24,753	00:29,819	175,14	17:59:58

32		VALENTE, Rodrigo		GV Stratos Racing te			
		POR		P.Vmax: 28 T. Ideal: 01:51,604			
Lap	Time	Sector 1	Sector 2	Sector 3	Sector 4	V.Max	Hour
1	FIRST LAP	00:35,586	00:30,064	00:25,665	00:30,924	153,55	17:38:33
2	01:52,334	00:26,665	00:29,309	00:25,472	00:30,888	176,09	17:40:25
3	01:52,156	00:26,586	00:29,399	00:25,476	00:30,695	176,09	17:42:17
4	01:52,651	00:26,722	00:29,266	00:25,284	00:31,379	177,53	17:44:10
5	01:52,123	00:26,483	00:29,198	00:25,495	00:30,947	172,34	17:46:02
6	01:52,294	00:26,585	00:29,235	00:25,657	00:30,817	174,19	17:47:54
7	01:53,422	00:27,236	00:29,223	00:25,753	00:31,210	167,44	17:49:48
8	01:53,526	00:26,954	00:29,418	00:25,891	00:31,263	172,80	17:51:41
9	01:53,280	00:26,992	00:29,238	00:25,978	00:31,072	171,43	17:53:35
10	01:53,719	00:27,065	00:29,460	00:25,890	00:31,304	170,53	17:55:28
11	01:52,614	00:26,882	00:29,188	00:25,894	00:30,650	169,63	17:57:21
12	01:53,030	00:26,482	00:29,443	00:25,923	00:31,182	176,09	17:59:14
13	01:53,567	00:26,945	00:29,465	00:26,022	00:31,135	170,98	18:01:08

33		SANCHEZ, Gonzalo		ETG Racing			
		SPA		P.Vmax: 28 T. Ideal: 01:48,810			
Lap	Time	Sector 1	Sector 2	Sector 3	Sector 4	V.Max	Hour
1	FIRST LAP	00:34,608	00:29,542	00:25,055	00:30,307	151,76	17:38:30
2	01:50,089	00:25,758	00:28,843	00:25,243	00:30,245	177,05	17:40:20
3	01:49,904	00:25,950	00:28,583	00:25,342	00:30,029	177,53	17:42:10
4	01:49,999	00:25,644	00:28,505	00:25,059	00:30,791	172,80	17:44:00
5	01:50,271	00:26,325	00:28,573	00:25,001	00:30,372	172,34	17:45:50
6	01:50,418	00:26,058	00:28,800	00:25,079	00:30,481	172,34	17:47:41
7	01:49,858	00:25,966	00:28,604	00:24,851	00:30,437	176,09	17:49:31
8	01:50,092	00:26,203	00:28,546	00:25,089	00:30,254	170,53	17:51:21
9	01:49,360	00:25,642	00:28,470	00:24,773	00:30,475	173,26	17:53:10
10	01:49,691	00:25,745	00:28,566	00:24,941	00:30,439	170,53	17:55:00
11	01:50,396	00:25,886	00:28,858	00:24,971	00:30,681	170,53	17:56:50
12	01:49,724	00:25,948	00:28,482	00:25,020	00:30,274	170,08	17:58:40
13	01:49,161	00:25,848	00:28,413	00:24,726	00:30,174	175,14	18:00:29





Circuit Ricardo Tormo

Cto. de ESPAÑA de SUPERBIKE

ANALYSIS / SECTORS Carrera 1 SBK Junior

Lap	Time	Sector				V.Max	Hour
		Sector 1	Sector 2	Sector 3	Sector 4		
1	FIRST LAP	00:35,981	00:30,344	00:26,085	00:32,487	142,42	17:38:36
2	01:56,164	00:28,266	00:29,810	00:26,292	00:31,796	143,36	17:40:32
3	PIT	00:28,413	00:30,003	00:26,616	00:39,949	150,35	17:42:37

44 FERNANDEZ, Eric							
		SPA		Speed Racing		P.Vmax: 12 T. Ideal: 01:46,126	
Lap	Time	Sector				V.Max	Hour
		Sector 1	Sector 2	Sector 3	Sector 4		
1	FIRST LAP	00:32,588	00:28,461	00:24,514	00:29,494	146,28	17:38:26
2	01:46,503	00:25,028	00:27,757	00:24,298	00:29,420	178,02	17:40:12
3	01:46,611	00:24,984	00:27,823	00:24,446	00:29,358	183,05	17:41:59
4	01:47,295	00:25,344	00:27,768	00:24,741	00:29,442	184,09	17:43:46
5	01:46,587	00:25,106	00:27,638	00:24,485	00:29,358	184,09	17:45:33
6	01:46,895	00:25,491	00:27,692	00:24,336	00:29,376	178,02	17:47:20
7	01:47,125	00:25,191	00:27,833	00:24,388	00:29,713	177,05	17:49:07
8	01:47,576	00:25,783	00:27,746	00:24,555	00:29,492	171,43	17:50:54
9	01:47,095	00:25,586	00:27,634	00:24,496	00:29,379	178,51	17:52:41
10	01:47,038	00:25,163	00:27,896	00:24,302	00:29,677	184,62	17:54:28
11	01:46,482	00:25,167	00:27,807	00:24,233	00:29,275	181,01	17:56:15
12	01:47,713	00:25,251	00:27,851	00:25,100	00:29,511	180,50	17:58:03
13	01:47,428	00:25,466	00:27,658	00:24,722	00:29,582	175,61	17:59:50

47 HERNANDEZ, Ferran							
		SPA		Team BOX64		P.Vmax: 12 T. Ideal: 01:46,181	
Lap	Time	Sector				V.Max	Hour
		Sector 1	Sector 2	Sector 3	Sector 4		
1	FIRST LAP	00:31,025	00:28,095	00:24,582	00:29,706	141,18	17:38:24
2	01:47,040	00:25,671	00:27,715	00:24,241	00:29,413	171,88	17:40:11
3	01:47,103	00:25,128	00:27,877	00:24,498	00:29,600	176,57	17:41:58
4	01:47,752	00:26,072	00:27,795	00:24,468	00:29,417	173,26	17:43:46
5	01:46,990	00:25,362	00:27,786	00:24,485	00:29,357	182,54	17:45:33
6	01:46,444	00:25,081	00:27,571	00:24,504	00:29,288	184,62	17:47:19
7	01:47,281	00:25,158	00:27,822	00:24,478	00:29,823	180,00	17:49:07
8	01:47,302	00:25,484	00:27,680	00:24,525	00:29,613	172,34	17:50:54
9	01:47,180	00:25,466	00:27,686	00:24,499	00:29,529	173,26	17:52:41
10	01:47,025	00:25,250	00:27,681	00:24,405	00:29,689	183,05	17:54:28
11	01:47,275	00:25,880	00:27,636	00:24,414	00:29,345	172,34	17:56:15
12	01:47,186	00:25,125	00:27,691	00:24,952	00:29,418	182,02	17:58:03
13	01:47,382	00:25,498	00:27,642	00:24,591	00:29,651	173,26	17:59:50

48 GARCIA, Julio							
		SPA		ESP Solutions Motap		P.Vmax: 2 T. Ideal: 01:46,325	
Lap	Time	Sector				V.Max	Hour
		Sector 1	Sector 2	Sector 3	Sector 4		
1	FIRST LAP	00:31,805	00:28,153	00:24,408	00:29,460	144,97	17:38:25
2	01:47,326	00:25,301	00:27,869	00:24,306	00:29,850	184,09	17:40:12
3	01:47,129	00:25,579	00:27,748	00:24,473	00:29,329	174,66	17:41:59
4	01:47,350	00:25,450	00:27,830	00:24,555	00:29,515	186,74	17:43:46
5	01:46,922	00:25,290	00:27,941	00:24,365	00:29,326	183,05	17:45:33
6	01:46,622	00:25,282	00:27,687	00:24,322	00:29,331	180,50	17:47:20
7	01:47,174	00:25,320	00:27,799	00:24,568	00:29,487	184,09	17:49:07
8	01:47,404	00:25,630	00:27,838	00:24,531	00:29,405	178,51	17:50:54
9	01:47,171	00:25,787	00:27,888	00:24,170	00:29,326	181,51	17:52:42
10	01:46,955	00:25,327	00:27,841	00:24,324	00:29,463	183,57	17:54:29
11	01:46,461	00:25,328	00:27,720	00:24,227	00:29,186	182,02	17:56:15
12	01:47,970	00:25,415	00:27,797	00:25,279	00:29,479	180,00	17:58:03
13	01:47,245	00:25,352	00:27,763	00:24,498	00:29,632	187,28	17:59:50

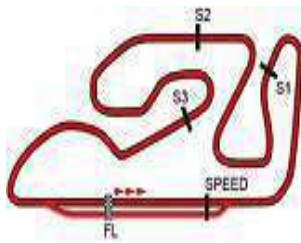
51 URIOSTEGUI, Juan P.							
		MEX		I+DENT Racing Team		P.Vmax: 11 T. Ideal: 01:46,829	
Lap	Time	Sector				V.Max	Hour
		Sector 1	Sector 2	Sector 3	Sector 4		
1	FIRST LAP	00:33,456	00:28,805	00:24,899	00:29,661	147,95	17:38:28
2	01:47,611	00:25,083	00:28,131	00:24,714	00:29,683	181,51	17:40:15
3	01:47,032	00:24,925	00:28,288	00:24,546	00:29,273	181,01	17:42:02
4	01:48,182	00:25,239	00:28,280	00:24,981	00:29,682	185,14	17:43:50
5	01:47,934	00:25,337	00:28,215	00:24,652	00:29,730	184,09	17:45:38
6	01:48,046	00:25,343	00:28,085	00:24,670	00:29,948	181,51	17:47:26
7	01:48,002	00:25,577	00:28,140	00:24,594	00:29,691	178,51	17:49:14
8	01:48,900	00:25,206	00:28,510	00:24,997	00:30,187	176,57	17:51:03
9	01:49,044	00:25,455	00:28,449	00:24,982	00:30,158	173,73	17:52:52
10	01:49,061	00:25,834	00:28,559	00:24,742	00:29,926	173,73	17:54:41
11	01:48,835	00:25,352	00:28,359	00:25,142	00:29,982	175,61	17:56:30
12	01:49,559	00:25,139	00:28,516	00:24,952	00:30,952	181,01	17:58:20
13	01:48,760	00:25,409	00:28,467	00:24,935	00:29,949	181,51	18:00:08

53 YEBRA, Hector							
		SPA		Hycompeticom		P.Vmax: 16 T. Ideal: 01:47,324	
Lap	Time	Sector				V.Max	Hour
		Sector 1	Sector 2	Sector 3	Sector 4		
1	FIRST LAP	00:33,473	00:28,935	00:25,570	00:29,749	147,61	17:38:28
2	01:47,498	00:25,414	00:28,049	00:24,482	00:29,553	178,02	17:40:16
3	01:47,601	00:25,351	00:28,062	00:24,466	00:29,722	183,57	17:42:04
4	01:48,628	00:25,702	00:28,369	00:24,589	00:29,968	180,00	17:43:52
5	01:47,803	00:25,377	00:27,954	00:24,600	00:29,872	177,53	17:45:40
6	01:48,076	00:25,434	00:28,005	00:24,646	00:29,991	177,53	17:47:28
7	01:48,750	00:25,519	00:28,311	00:24,726	00:30,194	174,66	17:49:17
8	01:49,015	00:25,717	00:28,217	00:24,856	00:30,225	171,88	17:51:06
9	01:48,887	00:25,543	00:28,344	00:24,803	00:30,197	174,66	17:52:55
10	01:49,203	00:25,659	00:28,390	00:24,842	00:30,312	174,19	17:54:44
11	01:49,845	00:25,780	00:28,436	00:25,071	00:30,558	172,34	17:56:34
12	01:49,882	00:25,811	00:28,525	00:25,146	00:30,400	171,88	17:58:24
13	01:50,485	00:25,973	00:28,694	00:25,253	00:30,565	171,43	18:00:14

55 DIEZ, Rafael							
		SPA		ESP Solutions Motap		P.Vmax: 25 T. Ideal: 01:49,862	
Lap	Time	Sector				V.Max	Hour
		Sector 1	Sector 2	Sector 3	Sector 4		
1	FIRST LAP	00:34,872	00:30,561	00:25,620	00:32,816	150,70	17:38:35
2	01:51,250	00:26,321	00:28,820	00:25,518	00:30,591	176,57	17:40:26
3	01:50,649	00:26,161	00:28,962	00:25,293	00:30,233	178,02	17:42:16
4	01:51,215	00:25,962	00:28,546	00:25,425	00:31,282	176,57	17:44:08
5	01:50,416	00:26,028	00:28,630	00:25,318	00:30,440	173,26	17:45:58
6	01:50,809	00:26,157	00:28,696	00:25,393	00:30,563	175,14	17:47:49
7	01:50,637	00:26,118	00:28,653	00:25,409	00:30,457	173,73	17:49:40
8	01:50,690	00:26,035	00:28,738	00:25,317	00:30,600	174,19	17:51:30
9	01:50,578	00:26,141	00:28,808	00:25,121	00:30,508	174,66	17:53:21
10	01:51,202	00:26,433	00:28,876	00:25,465	00:30,428	174,19	17:55:12
11	01:51,306	00:26,121	00:28,867	00:25,428	00:30,890	175,14	17:57:03
12	01:50,889	00:26,122	00:28,813	00:25,415	00:30,539	173,26	17:58:54
13	01:50,642	00:26,134	00:28,678	00:25,377	00:30,453	174,66	18:00:45

56 MORILLAS, Dayron							
		SPA		Yamaha MS Racing		P.Vmax: 14 T. Ideal: 01:46,804	
Lap	Time	Sector				V.Max	Hour
		Sector 1	Sector 2	Sector 3	Sector 4		
1	FIRST LAP	00:32,763	00:28,724	00:24,686	00:29,707	147,27	17:38:27
2	01:47,561	00:25,144	00:28,045	00:24,649	00:29,723	183,57	17:40:14
3	01:47,672	00:25,051	00:28,276	00:24,804	00:29,541	184,09	17:42:02
4	01:48,270	00:25,315	00:28,182	00:24,992	00:29,781	183,57	17:43:50
5	01:47,554	00:25,470	00:27,906	00:24,522	00:29,656	182,54	17:45:38





Circuit Ricardo Tormo

Cto. de ESPAÑA de SUPERBIKE

ANALYSIS / SECTORS Carrera 1 SBK Junior

Table with 7 columns: Lap, Time, Sector 1, Sector 2, Sector 3, Sector 4, V.Max, Hour. Rows 6-13 showing race data for various riders.

Table for rider 57 TORRES, Antonio (DEZA-BOX77-Racing Te). Includes P.Vmax: 6, T. Ideal: 01:46,672 and lap data.

Table for rider 58 RUIVINHO, Isaac (Team Moto Clube Loul). Includes P.Vmax: 22, T. Ideal: 01:50,497 and lap data.

Table for rider 61 DEL OLMO, Javier (Kawasaki PL Racing J). Includes P.Vmax: 32, T. Ideal: 02:00,172 and lap data.

Table for rider 68 RODRIGUEZ, Adrian (Speed Racing). Includes P.Vmax: 21, T. Ideal: 01:47,325 and lap data.

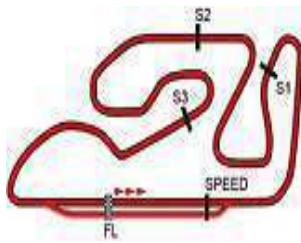
Table for rider 72 RUIZ, Yeray (Yamaha MS Racing). Includes P.Vmax: 2, T. Ideal: 01:45,857 and lap data.

Table for rider 74 CONESA, Juan A. (Team LaGlisse). Includes P.Vmax: 9, T. Ideal: 01:46,502 and lap data.

Table for rider 81 RIVERA, Juan E. (Austin Racing VHC Li). Includes P.Vmax: 14, T. Ideal: 01:46,539 and lap data.

Table for rider 91 JIMENEZ, Borja (ESP Solutions Motap). Includes P.Vmax: 1, T. Ideal: 01:46,210 and lap data.





Circuit Ricardo Tormo

Cto. de ESPAÑA de SUPERBIKE

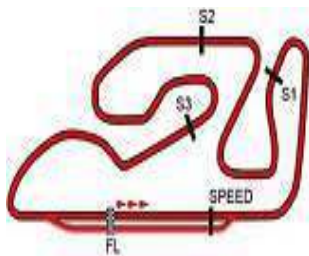
ANALYSIS / SECTORS Carrera 1 SBK Junior

6	01:47,188	00:25,281	00:27,918	00:24,263	00:29,726	186,74	17:47:21
7	01:46,763	00:25,134	00:27,730	00:24,395	00:29,504	181,01	17:49:07
8	01:47,298	00:25,469	00:28,004	00:24,423	00:29,402	187,83	17:50:55
9	01:47,463	00:25,531	00:27,969	00:24,511	00:29,452	184,62	17:52:42
10	01:46,343	00:25,078	00:27,762	00:24,318	00:29,185	182,54	17:54:29
11	01:47,138	00:25,686	00:27,962	00:24,253	00:29,237	184,62	17:56:16
12	01:47,650	00:25,185	00:27,774	00:24,957	00:29,734	188,92	17:58:03
13	01:46,794	00:25,083	00:27,850	00:24,472	00:29,389	188,37	17:59:50

98	MOGEDA, Daniel		ESP Solutions Motap				
	SPA		P.Vmax: 2	T. Ideal: 01:46,452			
Lap	Time	Sector 1	Sector 2	Sector 3	Sector 4	V.Max	Hour
1	FIRST LAP	00:31,611	00:28,177	00:24,489	00:29,634	138,76	17:38:25
2	01:46,599	00:24,994	00:27,765	00:24,518	00:29,322	185,67	17:40:11
3	01:47,298	00:25,170	00:27,886	00:24,814	00:29,428	181,51	17:41:58
4	01:47,416	00:25,289	00:27,868	00:24,785	00:29,474	178,51	17:43:46
5	01:47,361	00:25,524	00:28,008	00:24,371	00:29,458	181,01	17:45:33
6	01:47,038	00:25,372	00:27,880	00:24,398	00:29,388	187,28	17:47:20
7	01:47,021	00:25,177	00:27,958	00:24,442	00:29,444	179,50	17:49:07
8	01:47,388	00:25,444	00:28,015	00:24,479	00:29,450	183,05	17:50:55
9	01:47,485	00:25,305	00:27,999	00:24,625	00:29,556	183,57	17:52:42
10	01:47,205	00:25,286	00:27,920	00:24,487	00:29,512	180,50	17:54:29
11	01:47,699	00:25,169	00:28,091	00:24,642	00:29,797	180,50	17:56:17
12	01:48,376	00:25,312	00:28,286	00:24,767	00:30,011	178,51	17:58:05
13	01:47,863	00:25,442	00:28,154	00:24,744	00:29,523	175,14	17:59:53

99	REPAK, Maxim		Yamaha MS Racing				
	SVK		P.Vmax: 6	T. Ideal: 01:45,976			
Lap	Time	Sector 1	Sector 2	Sector 3	Sector 4	V.Max	Hour
1	FIRST LAP	00:32,149	00:28,599	00:24,588	00:29,743	146,28	17:38:26
2	01:48,045	00:25,404	00:28,051	00:24,621	00:29,969	178,51	17:40:14
3	01:47,258	00:24,885	00:28,112	00:24,633	00:29,628	183,57	17:42:01
4	01:47,222	00:25,349	00:27,898	00:24,495	00:29,480	181,01	17:43:48
5	01:46,651	00:25,002	00:27,665	00:24,278	00:29,706	177,53	17:45:35
6	01:46,813	00:25,487	00:27,729	00:24,357	00:29,240	176,57	17:47:22
7	01:46,670	00:24,913	00:27,852	00:24,446	00:29,459	180,00	17:49:08
8	01:47,010	00:25,266	00:27,899	00:24,436	00:29,409	174,66	17:50:55
9	01:47,271	00:25,136	00:28,054	00:24,590	00:29,491	185,14	17:52:43
10	01:46,754	00:24,967	00:27,888	00:24,472	00:29,427	186,21	17:54:29
11	01:46,148	00:24,793	00:27,783	00:24,304	00:29,268	184,09	17:56:16
12	01:47,652	00:25,140	00:27,886	00:24,944	00:29,682	186,74	17:58:03
13	01:47,140	00:25,277	00:28,254	00:24,294	00:29,315	185,14	17:59:50





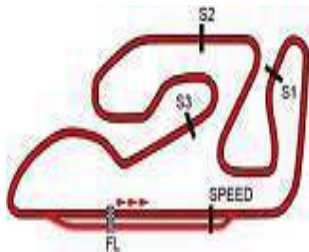
Circuit Ricardo Tormo

Cto. de ESPAÑA de SUPERBIKE

Análisis por vuelta Carrera 1 SBK Junior

Lap: 1			Lap: 2			Lap: 3			Lap: 4			Lap: 5			Lap: 6			Lap: 7			Lap: 8											
Num	Tiempo	GAP	Num	Tiempo	GAP	Num	Tiempo	GAP	Num	Tiempo	GAP	Num	Tiempo	GAP	Num	Tiempo	GAP	Num	Tiempo	GAP	Num	Tiempo	GAP									
33	01:50,089	9,240	26	01:46,859		47	01:47,103		27	01:47,212		27	01:46,794		8	01:46,663	2,411	72	01:47,030		72	01:47,030		72	01:47,030		8	01:46,859	2,459			
23	01:51,200	9,807	27	01:46,728	0,021	27	01:47,193	0,024	72	01:46,961	0,002	27	01:46,883	0,045	99	01:46,813	2,459	26	01:46,728	0,016	27	01:47,228	0,021	27	01:46,794		99	01:47,030	2,459	31	01:47,105	3,596
6	01:51,321	11,915	47	01:47,040	0,087	8	01:47,511	2,535	26	01:46,948	0,047	26	01:46,883	0,045	31	01:47,105	3,596	26	01:46,728	0,016	47	01:47,040	0,087	31	01:47,105	3,596	17	01:47,141	3,757			
24	01:52,132	13,415	27	01:47,326	0,791	99	01:48,045	2,763	72	01:46,961	0,002	16	01:50,146	17,911	17	01:47,585	5,359	24	01:52,334	14,212	27	01:47,326	0,791	17	01:47,585	5,359	74	01:47,141	3,757			
32	01:52,334	14,212	44	01:46,503	1,199	91	01:47,071	0,780	26	01:46,948	0,047	16	01:50,271	18,004	32	01:52,334	14,212	32	01:52,334	14,212	32	01:52,334	14,212	81	01:47,733	3,995						
55	01:51,250	14,758	31	01:47,868	2,306	8	01:47,511	2,535	98	01:47,416	0,437	47	01:46,996	0,522	18	01:48,144	6,213	55	01:51,250	14,758	55	01:51,250	14,758	55	01:51,250	14,758	57	01:47,138	5,039			
58	01:51,323	15,104	8	01:47,511	2,535	31	01:47,581	2,697	47	01:47,752	0,516	53	01:48,628	6,667	53	01:48,628	6,667	53	01:48,628	6,667	20	01:47,193	5,264									
36	01:56,164	20,700	20	01:47,326	0,791	99	01:48,045	2,763	44	01:47,295	0,679	33	01:49,999	14,717	33	01:49,999	14,717	33	01:49,999	14,717	56	01:47,352	5,680									
2	01:51,157	45,769	74	01:47,348	3,411	81	01:47,792	2,869	48	01:47,350	0,844	16	01:49,992	14,749	16	01:49,992	14,749	16	01:49,992	14,749	17	01:47,007	6,116									
			18	01:48,239	4,019	56	01:47,561	3,080	91	01:47,160	1,007	23	01:50,284	15,897	23	01:50,284	15,897	23	01:50,284	15,897	51	01:48,046	7,017									
			51	01:47,611	4,071	20	01:47,701	3,322	99	01:47,222	2,817	6	01:52,310	22,162	6	01:52,310	22,162	6	01:52,310	22,162	18	01:47,535	7,177									
			68	01:47,788	4,473	74	01:47,701	3,322	8	01:47,159	2,834	55	01:51,215	22,196	55	01:51,215	22,196	55	01:51,215	22,196	68	01:47,911	7,436									
			57	01:47,498	4,520	20	01:47,701	3,322	31	01:47,722	3,183	24	01:51,868	22,818	24	01:51,868	22,818	24	01:51,868	22,818	53	01:48,076	8,724									
			17	01:47,882	4,767	74	01:47,348	3,411	81	01:47,851	3,334	58	01:51,087	23,129	58	01:51,087	23,129	58	01:51,087	23,129	16	01:50,333	21,406									
			53	01:47,498	4,864	18	01:48,239	4,019	74	01:47,722	3,183	32	01:52,651	24,593	32	01:52,651	24,593	32	01:52,651	24,593	33	01:50,418	21,584									
			16	01:50,275	8,812	51	01:47,611	4,071	8	01:47,159	2,834	2	01:49,529	50,641	2	01:49,529	50,641	2	01:49,529	50,641	23	01:49,707	21,726									
						68	01:47,788	4,473	31	01:47,722	3,183													55	01:50,809	29,599						
						57	01:47,498	4,520	81	01:47,851	3,334													24	01:51,719	32,455						
						17	01:47,882	4,767	74	01:47,722	3,183													58	01:51,476	32,703						
						53	01:47,498	4,864	81	01:47,851	3,334													6	01:51,850	32,775						
						16	01:50,275	8,812	74	01:47,348	3,411													32	01:52,294	35,188						
									18	01:48,239	4,019													2	01:49,205	55,796						



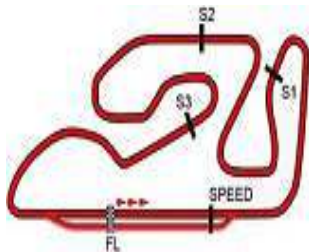


Circuit Ricardo Tormo

Cto. de ESPAÑA de SUPERBIKE

Análisis por vuelta Carrera 1 SBK Junior

Num	Tiempo	GAP	Num	Tiempo	GAP	Num	Tiempo	GAP	Num	Tiempo	GAP
27	01:47,231	0,038	2	01:48,982	01:01,2	24	01:51,702	54,620	23	01:49,815	40,917
26	01:47,317	0,059	Lap: 10			58	01:51,605	54,702	55	01:50,642	56,024
44	01:47,576	0,329	Num	Tiempo	GAP	6	01:54,084	56,930	58	01:51,124	01:03,3
48	01:47,404	0,433	47	01:47,025		2	01:49,309	01:05,9	24	01:51,367	01:03,5
98	01:47,388	0,712	72	01:46,910	0,042	32	01:52,614	01:06,4	6	01:50,497	01:03,5
91	01:47,298	0,764	26	01:47,414	0,132	Lap: 12			32	01:53,567	01:18,8
8	01:46,747	1,229	27	01:47,143	0,205	Num	Tiempo	GAP			
99	01:47,010	1,428	44	01:47,038	0,257	27	01:47,550				
81	01:47,551	3,896	48	01:46,955	0,354	44	01:47,713	0,490			
74	01:47,764	3,924	91	01:46,343	0,365	47	01:47,186	0,499			
31	01:47,920	3,938	98	01:47,205	1,197	72	01:47,913	0,627			
57	01:47,203	4,703	99	01:46,754	1,248	26	01:48,183	0,632			
20	01:47,268	4,993	8	01:47,079	1,495	48	01:47,970	0,823			
56	01:47,341	5,373	31	01:47,581	5,160	99	01:47,652	1,086			
17	01:47,154	5,640	81	01:48,047	5,350	91	01:47,650	1,191			
51	01:48,900	9,208	74	01:48,165	5,386	98	01:48,376	3,310			
18	01:48,933	9,234	20	01:47,648	5,597	8	01:48,365	3,402			
68	01:48,680	9,452	17	01:47,495	6,054	31	01:48,256	7,611			
53	01:49,015	11,778	56	01:47,742	6,063	81	01:48,185	7,716			
16	01:49,813	26,732	68	01:48,744	13,012	74	01:48,331	7,868			
33	01:50,092	26,823	18	01:48,960	13,066	56	01:47,914	8,109			
23	01:49,787	27,024	51	01:49,061	13,108	20	01:48,342	8,163			
55	01:50,690	36,215	53	01:49,203	15,663	17	01:48,115	8,492			
58	01:51,051	40,550	33	01:49,691	31,669	68	01:49,177	16,976			
24	01:51,753	41,059	16	01:49,840	32,960	18	01:49,010	17,281			
6	01:51,487	41,315	23	01:49,584	33,033	51	01:49,559	17,540			
32	01:53,526	47,425	55	01:51,202	43,790	53	01:49,882	21,428			
2	01:48,853	59,146	6	01:51,017	49,257	23	01:49,571	37,743			
Lap: 9			24	01:51,207	49,329	33	01:49,724	37,827			
Num	Tiempo	GAP	58	01:51,539	49,508	16	01:49,565	37,989			
26	01:46,864		32	01:53,719	01:00,2	55	01:50,889	52,023			
47	01:47,180	0,257	2	01:49,081	01:03,0	24	01:51,722	58,791			
27	01:47,229	0,344	Lap: 11			58	01:51,691	58,842			
72	01:47,337	0,414	Num	Tiempo	GAP	6	01:50,287	59,666			
44	01:47,095	0,501	26	01:46,279		32	01:53,030	01:11,9			
48	01:47,171	0,681	27	01:46,207	0,001	Lap: 13					
98	01:47,485	1,274	72	01:46,634	0,265	Num	Tiempo	GAP			
91	01:47,463	1,304	44	01:46,482	0,328	27	01:46,641				
8	01:47,392	1,698	48	01:46,461	0,404	47	01:47,382	1,240			
99	01:47,271	1,776	47	01:47,275	0,864	44	01:47,428	1,277			
74	01:47,502	4,503	99	01:46,148	0,985	91	01:46,794	1,344			
81	01:47,612	4,585	91	01:47,138	1,092	48	01:47,245	1,427			
57	01:46,944	4,724	98	01:47,699	2,485	99	01:47,140	1,585			
31	01:47,846	4,861	8	01:47,504	2,588	8	01:47,394	4,155			
20	01:47,161	5,231	31	01:48,157	6,906	98	01:47,863	4,532			
56	01:47,153	5,603	81	01:48,143	7,082	31	01:48,154	9,124			
17	01:47,124	5,841	74	01:48,113	7,088	74	01:47,962	9,189			
51	01:49,044	11,329	20	01:48,186	7,372	81	01:48,250	9,325			
18	01:49,077	11,388	56	01:48,094	7,746	56	01:48,123	9,591			
68	01:49,021	11,550	17	01:48,285	7,928	20	01:48,414	9,936			
53	01:48,887	13,742	68	01:48,749	15,350	17	01:48,190	10,041			
33	01:49,360	29,260	51	01:48,835	15,532	51	01:48,760	19,659			
16	01:50,593	30,402	18	01:49,167	15,822	18	01:49,088	19,728			
23	01:50,630	30,731	53	01:49,845	19,097	68	01:49,404	19,739			
55	01:50,578	39,870	33	01:50,396	35,654	53	01:50,485	25,272			
58	01:51,624	45,251	23	01:49,101	35,723	72	02:16,092	30,078			
24	01:51,268	45,404	16	01:49,426	35,975	33	01:49,161	40,347			
6	01:51,130	45,522	55	01:51,306	48,685	16	01:49,196	40,544			
32	01:53,280	53,782									



Circuit Ricardo Tormo

Cto. de ESPAÑA de SUPERBIKE

Velocidades máximas Carrera 1 SBK Junior

Nombre	Equipo/Club	Vehículo	Mejores 5 velocidades máximas					Media	Max.	
91	JIMENEZ, Borja	ESP Solutions Motap	KAWASAKI	188,9	188,4	187,8	187,3	186,7	187,8	188,9
98	MOGEDA, Daniel	ESP Solutions Motap	KAWASAKI	187,3	185,7	183,6	183,1	181,5	184,2	187,3
72	RUIZ, Yeray	Yamaha MS Racing	YAMAHA	187,3	182,0	180,5	180,0	179,5	181,9	187,3
48	GARCIA, Julio	ESP Solutions Motap	KAWASAKI	187,3	186,7	184,1	184,1	183,6	185,2	187,3
18	SANTOS, Joan	GV Stratos		187,3	185,1	184,1	181,0	179,5	183,4	187,3
31	SANCHEZ, Max	ETG Racing	YAMAHA	186,7	185,1	182,0	177,5	176,6	181,6	186,7
99	REPAK, Maxim	Yamaha MS Racing	YAMAHA	186,7	186,2	185,1	185,1	184,1	185,5	186,7
57	TORRES, Antonio	DEZA-BOX77-Racing Te	KAWASAKI	186,7	184,6	182,0	181,0	179,0	182,7	186,7
74	CONESA, Juan A.	Team LaGlisse		186,2	185,7	183,1	182,0	181,5	183,7	186,2
20	CORRAL, Javier	Arco Motor Universit	YAMAHA	186,2	185,1	183,6	182,0	181,5	183,7	186,2
51	URIOSTEGUI, Juan P.	I+DENT Racing Team	YAMAHA	185,1	184,1	181,5	181,5	181,5	182,8	185,1
47	HERNANDEZ, Ferran	Team BOX64	HONDA	184,6	183,1	182,5	182,0	180,0	182,4	184,6
44	FERNANDEZ, Eric	Speed Racing	KAWASAKI	184,6	184,1	184,1	183,1	181,0	183,4	184,6
81	RIVERA, Juan E.	Austin Racing VHC Li	KAWASAKI	184,1	182,0	182,0	180,0	177,5	181,1	184,1
56	MORILLAS, Dayron	Yamaha MS Racing	YAMAHA	184,1	184,1	183,6	183,6	183,6	183,8	184,1
23	RAPOSEIRAS, Jordi	Il.lusió Team	KAWASAKI	183,6	180,0	179,0	179,0	178,5	180,0	183,6
17	DIAZ, Samuel	Tecniracing	KAWASAKI	183,6	182,5	182,5	182,0	182,0	182,5	183,6
8	GIMENEZ, Carlos	Arco Motor Universit	YAMAHA	183,6	183,1	183,1	183,1	180,5	182,6	183,6
53	YEBRA, Hector	Hycompeticom	KAWASAKI	183,6	180,0	178,0	177,5	177,5	179,3	183,6
27	DIAZ, Alvaro	Arco Motor Universit	YAMAHA	182,0	181,0	180,0	175,6	175,6	178,8	182,0
68	RODRIGUEZ, Adrian	Speed Racing	KAWASAKI	181,5	179,5	179,5	179,0	179,0	179,7	181,5
58	RUIVINHO, Isaac	Team Moto Clube Loul	KAWASAKI	181,0	177,0	176,1	175,6	175,6	177,1	181,0
6	MARQUES, Guilherme	Miguel Oliveira Fan	YAMAHA	179,0	178,5	177,5	176,6	175,1	177,4	179,0
26	OSUNA, José M.	DEZA-BOX77-Racing Te	KAWASAKI	179,0	178,5	177,0	177,0	176,6	177,6	179,0
16	BUDZIASZEK, Michal A.	I+DENT Racing Team	YAMAHA	178,0	176,6	175,6	173,7	173,3	175,4	178,0
55	DIEZ, Rafael	ESP Solutions Motap	KAWASAKI	178,0	176,6	176,6	175,1	175,1	176,3	178,0
24	LOPEZ, Enrique	Alma Racing Team	KAWASAKI	178,0	176,6	176,6	174,7	174,2	176,0	178,0
33	SANCHEZ, Gonzalo	ETG Racing	YAMAHA	177,5	177,0	176,1	175,1	173,3	175,8	177,5
32	VALENTE, Rodrigo	GV Stratos Racing te	YAMAHA	177,5	176,1	176,1	176,1	174,2	176,0	177,5
2	RIVERA, Natalia	I+DENT Racing Team	YAMAHA	172,3	170,5	170,1	170,1	169,6	170,5	172,3
36	KANTOLA, Juho	Kallio Racing Junior	KTM	150,3	143,4	142,4			145,4	150,3
61	DEL OLMO, Javier	Kawasaki PL Racing J	KAWASAKI	148,3					148,3	148,3