

23 y 24 octubre  
CIRCUIT RICARDO TORMO

## Cto. de ESPAÑA de SUPERBIKE

23-24 OCTUBRE 2021

Circuit Ricardo Tormo

Length: 4005 metros

### Results

### Ent. Libre 1

### SBK Junior

Pos.	N.	Rider	Team	Motorcycle	Nat.	Best Lap	iL	Laps	Gap	Interval	Speed	Tyr.	Cat.
1	72	RUIZ, Yeray	Yamaha MS Racing	YAMAHA	SPA	01:46,174	18	18			135,8	PI	Y
2	44	FERNANDEZ, Eric	Speed Racing	KAWASAKI	SPA	01:46,424	17	17	00:00,250	00:00,250	135,48	PI	K
3	74	CONESA, Juan A.	Team LaGlisse		SPA	01:46,833	19	19	00:00,659	00:00,409	134,96	PI	
4	47	HERNANDEZ, Ferran	Team BOX64	HONDA	SPA	01:46,886	14	17	00:00,712	00:00,053	134,89	PI	
5	20	CORRAL, Javier	Arco Motor Universit	YAMAHA	SPA	01:46,893	12	15	00:00,719	00:00,007	134,88	PI	Y
6	27	DIAZ, Alvaro	Arco Motor Universit	YAMAHA	SPA	01:46,914	14	19	00:00,740	00:00,021	134,86	PI	Y
7	17	DIAZ, Samuel	Tecnracing	KAWASAKI	SPA	01:47,098	19	21	00:00,924	00:00,184	134,62	PI	K
8	91	JIMENEZ, Borja	ESP Solutions Motap	KAWASAKI	SPA	01:47,177	17	19	00:01,003	00:00,079	134,53	PI	K
9	26	OSUNA, José M.	DEZA-BOX77-Racing Te	KAWASAKI	SPA	01:47,197	14	17	00:01,023	00:00,020	134,5	PI	K
10	8	GIMENEZ, Carlos	Arco Motor Universit	YAMAHA	SPA	01:47,293	11	17	00:01,119	00:00,096	134,38	PI	Y
11	48	GARCIA, Julio	ESP Solutions Motap	KAWASAKI	SPA	01:47,422	11	16	00:01,248	00:00,129	134,22	PI	K
12	81	RIVERA, Juan E.	Austin Racing VHC Li	KAWASAKI	COL	01:47,602	12	15	00:01,428	00:00,180	133,99	PI	K
13	99	REPAK, Maxim	Yamaha MS Racing	YAMAHA	SVK	01:47,674	16	18	00:01,500	00:00,072	133,9	PI	Y
14	56	MORILLAS, Dayron	Yamaha MS Racing	YAMAHA	SPA	01:47,744	14	18	00:01,570	00:00,070	133,82	PI	Y
15	98	MOGEDA, Daniel	ESP Solutions Motap	KAWASAKI	SPA	01:47,747	11	18	00:01,573	00:00,003	133,81	PI	K
16	2	RIVERA, Natalia	I+DENT Racing Team	YAMAHA	SPA	01:48,009	16	20	00:01,835	00:00,262	133,49	PI	Y
17	57	TORRES, Antonio	DEZA-BOX77-Racing Te	KAWASAKI	SPA	01:48,172	6	21	00:01,998	00:00,163	133,29	PI	
18	53	YEBRA, Hector	Hycompeticom	KAWASAKI	SPA	01:48,241	17	17	00:02,067	00:00,069	133,2	PI	K
19	31	SANCHEZ, Max	ETG Racing	YAMAHA	SPA	01:48,595	6	16	00:02,421	00:00,354	132,77	PI	Y
20	16	BUDZIASZEK, Michal A.	I+DENT Racing Team	YAMAHA	POL	01:48,745	9	19	00:02,571	00:00,150	132,59	PI	Y
21	18	SANTOS, Joan	GV Stratos		SPA	01:48,919	13	16	00:02,745	00:00,174	132,37	PI	K
22	68	RODRIGUEZ, Adrian	Speed Racing	KAWASAKI	SPA	01:49,066	9	20	00:02,892	00:00,147	132,2	PI	K
23	51	URIOSTEGUI, Juan P.	I+DENT Racing Team	YAMAHA	MEX	01:49,088	5	7	00:02,914	00:00,022	132,17	PI	Y
24	33	SANCHEZ, Gonzalo	ETG Racing	YAMAHA	SPA	01:49,240	12	18	00:03,066	00:00,152	131,98	PI	Y
25	61	DEL OLMO, Javier	Kawasaki PL Racing J	KAWASAKI	SPA	01:50,487	12	16	00:04,313	00:01,247	130,49	PI	K
26	6	MARQUES, Guilherme	Miguel Oliveira Fan	YAMAHA	POR	01:50,607	15	16	00:04,433	00:00,120	130,35	PI	
27	23	RAPOSEIRAS, Jordi	Il.lusió Team	KAWASAKI	AND	01:51,179	17	19	00:05,005	00:00,572	129,68	PI	K
28	58	RUIVINHO, Isaac	Team Moto Clube Loul	KAWASAKI	POR	01:51,450	9	9	00:05,276	00:00,271	129,37	PI	K
29	55	DIEZ, Rafael	ESP Solutions Motap	KAWASAKI	SPA	01:51,581	12	18	00:05,407	00:00,131	129,22	PI	K
30	32	VALENTE, Rodrigo	GV Stratos Racing te	YAMAHA	POR	01:51,844	18	18	00:05,670	00:00,263	128,91	PI	Y
31	24	LOPEZ, Enrique	Alma Racing Team	KAWASAKI	SPA	01:51,866	13	18	00:05,692	00:00,022	128,89	PI	K
32	36	KANTOLA, Juho	Kallio Racing Junior	KTM	FIN	01:51,942	10	16	00:05,768	00:00,076	128,8	PI	

Circuit Ricardo Tormo

Final Official

Provisional Official

Length: 4005 m. Hour: 10:29

JURY:

C.of the Course:

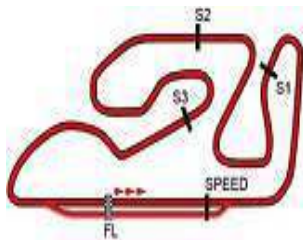
C.Timekeeper:

Hour:

Hour: 22/10/2021

Hour: 11:44:51





Circuit Ricardo Tormo

23-24 OCTUBRE 2021

Circuit Ricardo Tormo

Cto. de ESPAÑA de SUPERBIKE

ANALYSIS / SECTORS Ent. Libre 1 SBK Junior

Table for RIVERA, Natalia (SPA) at I+DENT Racing Team. Includes lap times, sector times, and overall hour for laps 1-20.

Table for BUDZIASZEK, Michal A. (POL) at I+DENT Racing Team. Includes lap times, sector times, and overall hour for laps 12-17.

Table for DIAZ, Samuel (SPA) at Tecnicracing. Includes lap times, sector times, and overall hour for laps 16-19.

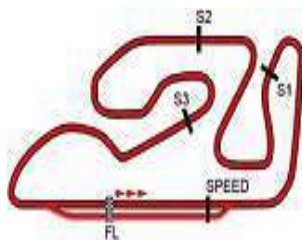
Table for MARQUES, Guilherme (POR) at Miguel Oliveira Fan. Includes lap times, sector times, and overall hour for laps 1-16.

Table for GIMENEZ, Carlos (SPA) at Arco Motor Universit. Includes lap times, sector times, and overall hour for laps 1-11.

Table for DIAZ, Samuel (SPA) at Tecnicracing. Includes lap times, sector times, and overall hour for laps 17-21.

Table for SANTOS, Joan (SPA) at GV Stratos. Includes lap times, sector times, and overall hour for lap 18.





Circuit Ricardo Tormo

Cto. de ESPAÑA de SUPERBIKE

ANALYSIS / SECTORS Ent. Libre 1 SBK Junior

2	03:35,688	02:08,455	00:30,322	00:25,836	00:31,075		10:36:46
3	01:50,773	00:25,988	00:28,730	00:25,256	00:30,799	177,05	10:38:36
4	01:49,509	00:25,601	00:28,384	00:25,169	00:30,355	176,09	10:40:26
5	01:49,843	00:25,818	00:28,462	00:25,306	00:30,257	177,05	10:42:16
6	01:49,193	00:25,744	00:28,335	00:24,965	00:30,149	177,05	10:44:05
7	01:49,112	00:25,497	00:28,269	00:25,014	00:30,332	175,61	10:45:54
8	PIT	00:25,589	00:28,702	00:25,493	00:36,913	177,05	10:47:51
9	10:01,736	08:33,916	00:29,027	00:26,583	00:32,210		10:57:52
10	01:50,114	00:26,674	00:28,471	00:24,876	00:30,093	174,66	10:59:43
11	01:50,366	00:25,798	00:28,914	00:25,295	00:30,359	178,51	11:01:33
12	01:49,008	00:25,713	00:28,271	00:24,927	00:30,097	175,61	11:03:22
13	01:48,919	00:25,606	00:28,201	00:24,995	00:30,117	177,05	11:05:11
14	01:51,957	00:25,559	00:28,353	00:27,949	00:30,096	178,51	11:07:03
15	01:49,026	00:25,502	00:28,316	00:24,981	00:30,227	179,01	11:08:52
16	01:49,514	00:25,742	00:28,516	00:25,121	00:30,135	181,01	11:10:41

20	<b>CORRAL, Javier</b>	Arco Motor Universit					
	SPA	P.Vmax: 3				T. Ideal: 01:46,678	
Lap	Time	Sector 1	Sector 2	Sector 3	Sector 4	V.Max	Hour
1	START	01:49,159	00:29,671	00:33,864	00:34,261		10:33:18
2	01:49,802	00:26,184	00:28,658	00:25,072	00:29,888	180,00	10:35:08
3	01:48,571	00:25,381	00:28,268	00:24,975	00:29,947	185,67	10:36:56
4	PIT	00:25,466	00:28,502	00:28,516	00:38,259	176,09	10:38:57
5	03:07,094	01:43,200	00:28,795	00:24,994	00:30,105		10:42:04
6	01:47,972	00:25,408	00:28,224	00:24,608	00:29,732	180,00	10:43:52
7	01:49,065	00:25,254	00:28,355	00:24,604	00:30,852	180,00	10:45:41
8	01:47,206	00:25,244	00:27,809	00:24,643	00:29,510	183,05	10:47:28
9	PIT	00:25,931	00:28,640	00:31,419	00:36,958	178,51	10:49:31
10	07:36,423	06:13,622	00:28,231	00:24,631	00:29,939		10:57:08
11	01:47,063	00:25,163	00:27,986	00:24,359	00:29,555	183,05	10:58:55
12	01:46,893	00:25,098	00:27,754	00:24,316	00:29,725	185,67	11:00:42
13	PIT	00:27,409	00:30,714	00:25,703	00:37,051	186,21	11:02:43
14	06:00,659	04:33,009	00:29,240	00:28,147	00:30,263		11:08:43
15	01:55,638	00:25,206	00:28,332	00:31,516	00:30,584	181,01	11:10:39

23	<b>RAPOSEIRAS, Jordi</b>	Il.Jusió Team					
	AND	P.Vmax: 23				T. Ideal: 01:51,179	
Lap	Time	Sector 1	Sector 2	Sector 3	Sector 4	V.Max	Hour
1	START	01:09,689	00:32,660	00:26,414	00:31,930		10:32:32
2	01:53,502	00:26,605	00:29,926	00:25,953	00:31,018	176,09	10:34:25
3	01:52,658	00:26,479	00:29,526	00:25,722	00:30,931	179,50	10:36:18
4	01:53,248	00:26,345	00:29,848	00:25,838	00:31,217	179,01	10:38:11
5	01:53,353	00:26,509	00:29,805	00:25,781	00:31,258	174,66	10:40:04
6	02:07,117	00:36,353	00:30,328	00:29,419	00:31,017	174,19	10:42:12
7	PIT	00:26,423	00:29,455	00:25,484	00:35,613	177,53	10:44:09
8	06:04,256	04:21,354	00:32,559	00:26,615	00:43,728	10:50:13	
9	01:56,552	00:26,469	00:29,637	00:29,095	00:31,351	175,14	10:52:09
10	01:52,970	00:26,421	00:29,536	00:25,668	00:31,345	175,61	10:54:02
11	01:52,740	00:26,245	00:29,516	00:25,577	00:31,402	175,14	10:55:55
12	01:52,317	00:26,246	00:29,375	00:25,524	00:31,172	174,66	10:57:47
13	01:52,551	00:26,479	00:29,364	00:25,561	00:31,147	173,26	10:59:40
14	01:58,798	00:29,790	00:32,445	00:25,724	00:30,839	173,26	11:01:39
15	01:52,139	00:26,286	00:29,329	00:25,554	00:30,970	177,05	11:03:31
16	01:57,393	00:30,566	00:29,987	00:25,619	00:31,221	175,14	11:05:28
17	01:51,179	00:25,903	00:29,093	00:25,444	00:30,739	181,01	11:07:19
18	01:51,893	00:26,390	00:29,181	00:25,534	00:30,788	175,61	11:09:11
19	PIT	00:33,920	00:31,301	00:26,594	00:38,575	177,05	11:11:22

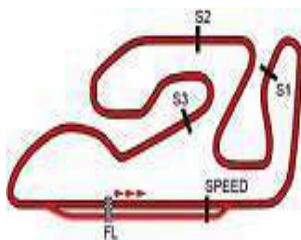
24	<b>LOPEZ, Enrique</b>	Alma Racing Team					
	SPA	P.Vmax: 32				T. Ideal: 01:51,510	
Lap	Time	Sector 1	Sector 2	Sector 3	Sector 4	V.Max	Hour
1	START	02:17,235	00:32,727	00:27,182	00:32,577		10:33:41
2	01:55,306	00:26,857	00:30,030	00:26,366	00:32,053	172,34	10:35:36
3	01:54,569	00:26,443	00:29,993	00:26,321	00:31,812	175,14	10:37:31
4	01:53,677	00:26,461	00:29,823	00:25,943	00:31,450	172,34	10:39:24
5	PIT	00:27,323	00:30,752	00:26,283	00:41,683	172,80	10:41:30
6	04:02,916	02:34,828	00:30,724	00:26,020	00:31,344		10:45:33
7	01:52,996	00:26,196	00:29,544	00:26,022	00:31,234	173,73	10:47:26
8	01:52,472	00:26,224	00:29,547	00:25,652	00:31,049	175,14	10:49:19
9	01:52,402	00:26,118	00:29,452	00:25,762	00:31,070	173,73	10:51:11
10	01:52,225	00:26,089	00:29,321	00:25,777	00:31,038	173,73	10:53:03
11	01:52,297	00:25,991	00:29,335	00:25,688	00:31,283	174,66	10:54:56
12	01:52,153	00:26,185	00:29,357	00:25,511	00:31,100	174,19	10:56:48
13	01:51,866	00:26,037	00:29,310	00:25,513	00:31,006	175,14	10:58:40
14	PIT	00:26,424	00:30,153	00:26,516	00:40,250	177,05	11:00:43
15	03:48,061	02:16,590	00:30,250	00:29,575	00:31,646		11:04:31
16	01:51,917	00:25,974	00:29,242	00:25,678	00:31,023	173,73	11:06:23
17	01:51,911	00:25,935	00:29,136	00:25,553	00:31,287	174,19	11:08:15
18	01:51,902	00:26,062	00:29,297	00:25,615	00:30,928	174,19	11:10:07

26	<b>OSUNA, José M.</b>	DEZA-BOX77-Racing Te					
	SPA	P.Vmax: 7				T. Ideal: 01:47,014	
Lap	Time	Sector 1	Sector 2	Sector 3	Sector 4	V.Max	Hour
1	START	00:40,169	00:30,240	00:25,460	00:30,820		10:31:58
2	01:49,346	00:25,831	00:28,349	00:24,918	00:30,248	177,05	10:33:47
3	01:48,203	00:25,458	00:28,154	00:24,686	00:29,905	178,02	10:35:35
4	01:48,271	00:25,405	00:28,155	00:24,823	00:29,888	178,02	10:37:23
5	01:48,069	00:25,434	00:27,951	00:24,803	00:29,881	177,53	10:39:12
6	01:47,714	00:25,370	00:28,067	00:24,642	00:29,635	178,02	10:40:59
7	01:47,708	00:25,265	00:28,028	00:24,709	00:29,706	179,50	10:42:47
8	PIT	00:25,931	00:29,232	00:25,750	00:37,923	176,09	10:44:46
9	07:55,429	06:31,648	00:28,662	00:24,955	00:30,164		10:52:41
10	01:48,661	00:25,390	00:28,479	00:24,733	00:30,059	179,01	10:54:30
11	01:47,503	00:25,275	00:27,998	00:24,599	00:29,631	179,01	10:56:17
12	PIT	00:25,230	00:28,287	00:24,853	00:36,115	184,62	10:58:12
13	05:12,984	03:48,068	00:30,440	00:24,705	00:29,771		11:03:25
14	01:47,197	00:25,050	00:27,776	00:24,603	00:29,768	183,05	11:05:12
15	01:47,331	00:25,170	00:27,734	00:24,642	00:29,785	184,09	11:06:59
16	01:47,852	00:25,375	00:27,990	00:24,689	00:29,798	182,54	11:08:47
17	01:47,875	00:25,354	00:27,955	00:24,725	00:29,841	179,50	11:10:35

27	<b>DIAZ, Alvaro</b>	Arco Motor Universit					
	SPA	P.Vmax: 7				T. Ideal: 01:46,631	
Lap	Time	Sector 1	Sector 2	Sector 3	Sector 4	V.Max	Hour
1	START	01:44,359	00:30,020	00:25,494	00:30,488		10:33:01
2	01:48,171	00:25,244	00:28,538	00:24,654	00:29,735	182,02	10:34:50
3	01:48,874	00:25,258	00:28,999	00:24,627	00:29,990	184,09	10:36:38
4	01:47,581	00:25,127	00:28,174	00:24,591	00:29,689	184,62	10:38:26
5	01:47,921	00:25,064	00:28,357	00:24,663	00:29,837	184,62	10:40:14
6	01:48,005	00:25,761	00:28,031	00:24,572	00:29,641	175,61	10:42:02
7	01:47,369	00:24,942	00:28,042	00:24,555	00:29,830	180,50	10:43:49
8	01:51,609	00:25,898	00:29,458	00:24,895	00:31,358	176,57	10:45:41
9	01:47,200	00:24,960	00:28,018	00:24,517	00:29,705	178,02	10:47:28
10	PIT	00:25,671	00:28,430	00:31,780	00:35,389	177,05	10:49:29
11	07:36,959	06:13,402	00:28,670	00:24,833	00:30,054		10:57:06
12	01:47,518	00:25,067	00:28,024	00:24,556	00:29,871	176,09	10:58:54







Circuit Ricardo Tormo

23-24 OCTUBRE 2021

Circuit Ricardo Tormo

Cto. de ESPAÑA de SUPERBIKE

ANALYSIS / SECTORS Ent. Libre 1 SBK Junior

Table with 7 columns: Lap, Time, Sector 1, Sector 2, Sector 3, Sector 4, Hour. Rows 13-19.

Table with 7 columns: Lap, Time, Sector 1, Sector 2, Sector 3, Sector 4, Hour. Rows 7-18.

Driver profile for SANCHEZ, Max (ETG Racing). Includes P.Vmax: 22, T. Ideal: 01:48,438 and lap times for sectors 1-4 and total hour.

Driver profile for KANTOLA, Juho (Kallio Racing Junior). Includes P.Vmax: 23, T. Ideal: 01:51,726 and lap times for sectors 1-4 and total hour.

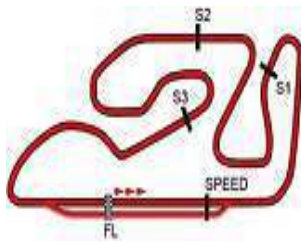
Driver profile for VALENTE, Rodrigo (GV Stratos Racing te). Includes P.Vmax: 12, T. Ideal: 01:51,808 and lap times for sectors 1-4 and total hour.

Driver profile for FERNANDEZ, Eric (Speed Racing). Includes P.Vmax: 4, T. Ideal: 01:46,272 and lap times for sectors 1-4 and total hour.

Driver profile for SANCHEZ, Gonzalo (ETG Racing). Includes P.Vmax: 13, T. Ideal: 01:48,955 and lap times for sectors 1-4 and total hour.

Driver profile for HERNANDEZ, Ferran (Team BOX64). Includes P.Vmax: 17, T. Ideal: 01:46,685 and lap times for sectors 1-4 and total hour.





Circuit Ricardo Tormo

Cto. de ESPAÑA de SUPERBIKE

ANALYSIS / SECTORS Ent. Libre 1 SBK Junior

3	01:48,785	00:25,633	00:28,452	00:24,758	00:29,942	181,51	10:36:38	10	01:48,979	00:25,347	00:28,355	00:24,984	00:30,293	181,01	10:56:20
4	01:47,591	00:25,131	00:28,130	00:24,584	00:29,746	180,00	10:38:26	11	01:48,659	00:25,513	00:28,222	00:24,752	00:30,172	177,53	10:58:09
5	01:48,605	00:25,430	00:28,321	00:25,110	00:29,744	179,01	10:40:14	12	01:48,503	00:25,297	00:28,407	00:24,694	<b>00:30,105</b>	177,53	10:59:57
6	01:47,384	00:25,109	00:27,893	00:24,646	00:29,736	179,50	10:42:02	13	PIT	00:28,133	00:31,449	00:28,619	00:37,373	178,02	11:02:03
7	01:47,454	00:25,272	00:27,901	00:24,705	00:29,576	176,57	10:43:49	14	03:15,261	01:50,327	00:29,106	00:25,256	00:30,572		11:05:18
8	PIT	00:25,709	00:28,896	00:25,537	00:35,930	177,05	10:45:45	15	01:48,629	00:25,586	00:28,050	00:24,816	00:30,177	170,53	11:07:07
9	11:21,266	09:57,279	00:28,615	00:24,825	00:30,547		10:57:07	16	01:48,245	00:25,366	00:28,052	<b>00:24,682</b>	00:30,145	<b>182,02</b>	11:08:55
10	01:47,276	00:25,002	00:27,999	00:24,585	00:29,690	180,50	10:58:54	17	<b>01:48,241</b>	<b>00:25,274</b>	<b>00:27,922</b>	00:24,755	00:30,290	179,01	11:10:43

<b>48</b>	<b>GARCIA, Julio</b>	ESP Solutions Motap					
	SPA	P.Vmax: 19 T. Ideal: 01:47,395					
Lap	Time	Sector 1	Sector 2	Sector 3	Sector 4	V.Max	Hour
1	START	01:49,959	00:29,769	00:32,378	00:34,621		10:33:18
2	01:49,419	00:25,864	00:28,531	00:25,044	00:29,980	177,05	10:35:07
3	01:50,287	00:26,816	00:28,546	00:24,903	00:30,022	175,14	10:36:57
4	PIT	00:25,622	00:28,115	00:25,397	00:37,330	178,02	10:38:54
5	05:07,318	03:43,200	00:29,060	00:24,996	00:30,062		10:44:01
6	01:48,514	00:25,435	00:28,125	00:24,827	00:30,127	176,09	10:45:50
7	01:48,703	00:25,377	00:28,214	00:24,897	00:30,215	181,51	10:47:38
8	01:51,192	00:26,630	00:28,590	00:25,155	00:30,817	175,14	10:49:30
9	01:48,413	00:25,371	00:28,177	00:24,786	00:30,079	179,01	10:51:18
10	01:50,236	00:26,277	00:28,957	00:25,175	00:29,827	174,66	10:53:08
11	<b>01:47,422</b>	<b>00:25,164</b>	<b>00:27,855</b>	00:24,759	<b>00:29,644</b>	180,50	10:54:56
12	01:48,482	00:25,298	00:28,074	<b>00:24,732</b>	00:30,378	179,50	10:56:44
13	PIT	00:27,149	00:29,360	00:25,811	00:36,855	<b>182,02</b>	10:58:43
14	08:05,302	06:41,550	00:28,585	00:24,923	00:30,244		11:06:49
15	01:48,788	00:25,571	00:28,304	00:24,863	00:30,050	176,57	11:08:37
16	01:51,104	00:27,053	00:28,971	00:25,039	00:30,041	177,53	11:10:29

<b>51</b>	<b>URIOSTEGUI, Juan P.</b>	I+DENT Racing Team					
	MEX	P.Vmax: 17 T. Ideal: 01:49,010					
Lap	Time	Sector 1	Sector 2	Sector 3	Sector 4	V.Max	Hour
1	START	01:38,269	00:31,016	00:25,998	00:31,118		10:32:57
2	01:52,087	00:26,035	00:29,462	00:25,570	00:31,020	178,51	10:34:49
3	01:50,659	00:26,260	00:28,960	00:25,246	00:30,193	177,53	10:36:40
4	01:50,081	<b>00:25,397</b>	00:28,991	00:25,199	00:30,494	<b>182,54</b>	10:38:30
5	<b>01:49,088</b>	00:25,444	00:28,695	<b>00:24,962</b>	<b>00:29,987</b>	178,02	10:40:19
6	01:50,385	00:25,566	<b>00:28,664</b>	00:25,510	00:30,645	181,01	10:42:10
7	01:49,836	00:25,479	00:29,093	00:25,028	00:30,236	<b>182,54</b>	10:44:00

<b>53</b>	<b>YEBRA, Hector</b>	Hycompeticom					
	SPA	P.Vmax: 19 T. Ideal: 01:47,983					
Lap	Time	Sector 1	Sector 2	Sector 3	Sector 4	V.Max	Hour
1	START	01:00,089	00:29,680	00:25,390	00:31,908		10:32:18
2	01:50,046	00:25,824	00:28,609	00:25,169	00:30,444	179,01	10:34:08
3	01:49,302	00:25,637	00:28,349	00:24,977	00:30,339	175,61	10:35:57
4	01:50,082	00:25,694	00:28,621	00:25,183	00:30,584	177,05	10:37:47
5	01:49,302	00:25,485	00:28,363	00:25,014	00:30,440	179,50	10:39:37
6	01:49,654	00:25,739	00:28,450	00:25,117	00:30,348	176,57	10:41:26
7	01:50,991	00:25,501	00:29,083	00:25,772	00:30,635	175,14	10:43:17
8	PIT	00:25,675	00:28,412	00:25,297	00:37,124	174,19	10:45:14
9	09:17,086	07:50,875	00:30,810	00:25,072	00:30,329		10:54:31

<b>55</b>	<b>DIEZ, Rafael</b>	ESP Solutions Motap					
	SPA	P.Vmax: 28 T. Ideal: 01:51,434					
Lap	Time	Sector 1	Sector 2	Sector 3	Sector 4	V.Max	Hour
1	START	01:47,559	00:30,254	00:26,747	00:31,704		10:33:07
2	01:53,527	00:26,650	00:29,516	00:26,087	00:31,274	173,73	10:35:01
3	01:53,458	00:26,595	00:29,538	00:26,226	00:31,099	176,09	10:36:54
4	01:53,670	00:26,576	00:29,464	00:26,536	00:31,094	175,61	10:38:48
5	01:53,391	00:26,689	00:29,401	00:26,085	00:31,216	175,14	10:40:41
6	01:52,666	00:26,594	00:29,342	00:26,019	00:30,711	175,14	10:42:34
7	01:52,541	00:26,678	00:29,237	00:25,795	00:30,831	175,61	10:44:26
8	01:52,318	00:26,432	00:29,121	00:25,879	00:30,886	174,66	10:46:19
9	PIT	00:26,607	00:29,215	00:25,881	00:40,653	175,61	10:48:21
10	04:51,720	03:25,601	00:29,149	00:25,904	00:31,066		10:53:13
11	01:52,038	00:26,560	00:29,053	00:25,651	00:30,774	176,57	10:55:05
12	<b>01:51,581</b>	<b>00:26,210</b>	<b>00:28,983</b>	00:25,710	<b>00:30,678</b>	177,53	10:56:57
13	01:52,129	00:26,337	00:29,194	00:25,760	00:30,838	177,05	10:58:49
14	01:52,719	00:26,644	00:29,292	00:25,810	00:30,973	176,57	11:00:41
15	01:54,715	00:27,643	00:30,404	00:25,832	00:30,836	<b>180,00</b>	11:02:36
16	PIT	00:26,507	00:29,382	00:26,424	00:39,289	176,57	11:04:38
17	03:24,579	01:57,967	00:29,796	00:25,776	00:31,040		11:08:02
18	01:52,263	00:26,516	00:29,087	<b>00:25,563</b>	00:31,097	176,57	11:09:55

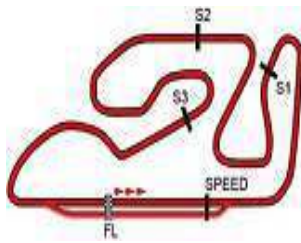
<b>56</b>	<b>MORILLAS, Dayron</b>	Yamaha MS Racing					
	SPA	P.Vmax: 5 T. Ideal: 01:47,361					
Lap	Time	Sector 1	Sector 2	Sector 3	Sector 4	V.Max	Hour
1	START	00:58,649	00:30,780	00:25,580	00:31,411		10:32:17
2	01:49,843	00:25,868	00:28,272	00:25,220	00:30,483	182,54	10:34:07
3	01:48,767	00:25,327	00:28,392	00:24,966	00:30,082	182,02	10:35:56
4	01:48,684	00:25,370	00:28,411	00:24,904	00:29,999	184,09	10:37:45
5	01:48,966	00:25,501	00:28,257	00:25,139	00:30,069	184,62	10:39:34
6	01:50,420	00:26,726	00:28,360	00:24,898	00:30,436	177,05	10:41:24
7	01:49,942	00:25,856	00:29,079	00:24,947	00:30,060	179,01	10:43:14
8	01:49,133	00:25,421	00:28,441	00:25,198	00:30,073	179,50	10:45:03
9	01:48,757	00:25,465	00:28,327	00:25,052	00:29,913	177,53	10:46:52
10	PIT	00:26,648	00:30,254	00:26,794	00:38,463	181,01	10:48:54
11	09:00,147	07:30,103	00:29,681	00:29,663	00:30,700		10:57:54
12	01:48,484	00:25,588	00:28,427	00:24,612	00:29,857	183,05	10:59:43
13	01:53,310	00:25,976	00:29,967	00:25,937	00:31,430	184,09	11:01:36
14	<b>01:47,744</b>	00:25,246	00:28,140	<b>00:24,546</b>	00:29,812	184,09	11:03:24
15	01:48,543	<b>00:25,198</b>	00:28,426	00:24,801	00:30,118	180,00	11:05:12
16	01:47,761	00:25,211	00:28,100	00:24,698	<b>00:29,752</b>	<b>185,14</b>	11:07:00
17	01:48,652	00:25,784	00:28,222	00:24,827	00:29,819	184,62	11:08:49
18	01:47,818	00:25,288	<b>00:27,865</b>	00:24,679	00:29,986	182,54	11:10:37

<b>57</b>	<b>TORRES, Antonio</b>	DEZA-BOX77-Racing Te					
	SPA	P.Vmax: 7 T. Ideal: 01:47,787					
Lap	Time	Sector 1	Sector 2	Sector 3	Sector 4	V.Max	Hour
1	START	00:55,829	00:29,780	00:25,790	00:31,047		10:32:13
2	01:50,619	00:25,843	00:29,035	00:25,280	00:30,461	176,57	10:34:04
3	01:49,322	00:25,595	00:28,703	00:24,846	00:30,178	176,57	10:35:53









Circuit Ricardo Tormo

Cto. de ESPAÑA de SUPERBIKE

ANALYSIS / SECTORS Ent. Libre 1 SBK Junior

Table with 7 columns: Lap, Time, Sector 1, Sector 2, Sector 3, Sector 4, V.Max, Hour. Rows 18 and 19.

Table with 7 columns: Lap, Time, Sector 1, Sector 2, Sector 3, Sector 4, V.Max, Hour. Rows 12-18.

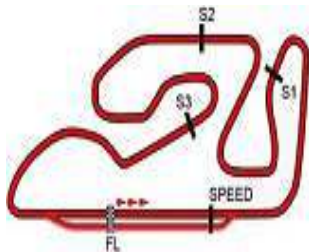
Table for rider 81: RIVERA, Juan E. Austin Racing VHC Li. P.Vmax: 14 T. Ideal: 01:47,466. Lap 15: 01:47,692

Table for rider 99: REPAK, Maxim Yamaha MS Racing SVK. P.Vmax: 2 T. Ideal: 01:47,368. Lap 16: 01:47,674

Table for rider 91: JIMENEZ, Borja ESP Solutions Motap SPA. P.Vmax: 14 T. Ideal: 01:47,001. Lap 17: 01:47,177

Table for rider 98: MOGEDA, Daniel ESP Solutions Motap SPA. P.Vmax: 7 T. Ideal: 01:47,445. Lap 11: 01:47,747





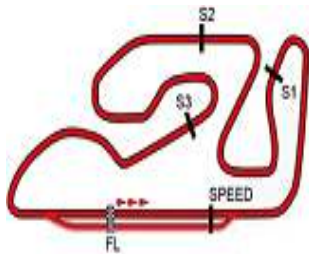
Circuit Ricardo Tormo

Cto. de ESPAÑA de SUPERBIKE

Velocidades máximas Ent. Libre 1 SBK Junior

Nombre	Equipo/Club	Vehículo	Mejores 5 velocidades máximas					Media	Max.	
99	REPAK, Maxim	Yamaha MS Racing	YAMAHA	186,7	185,7	182,5	182,5	182,0	183,9	186,7
20	CORRAL, Javier	Arco Motor Universit	YAMAHA	186,2	185,7	185,7	183,1	183,1	184,7	186,2
44	FERNANDEZ, Eric	Speed Racing	KAWASAKI	185,7	183,6	182,0	181,5	181,0	182,8	185,7
72	RUIZ, Yeray	Yamaha MS Racing	YAMAHA	185,1	184,1	183,6	182,5	180,5	183,2	185,1
56	MORILLAS, Dayron	Yamaha MS Racing	YAMAHA	185,1	184,6	184,6	184,1	184,1	184,5	185,1
57	TORRES, Antonio	DEZA-BOX77-Racing Te	KAWASAKI	184,6	184,1	182,5	182,5	182,0	183,2	184,6
27	DIAZ, Alvaro	Arco Motor Universit	YAMAHA	184,6	184,6	184,6	184,1	182,0	184,0	184,6
74	CONESA, Juan A.	Team LaGlisse		184,6	183,6	181,0	180,5	180,0	181,9	184,6
98	MOGEDA, Daniel	ESP Solutions Motap	KAWASAKI	184,6	184,6	184,6	184,1	182,5	184,1	184,6
26	OSUNA, José M.	DEZA-BOX77-Racing Te	KAWASAKI	184,6	184,1	183,1	182,5	179,5	182,8	184,6
32	VALENTE, Rodrigo	GV Stratos Racing te	YAMAHA	184,1	180,0	179,0	178,5	178,0	179,9	184,1
17	DIAZ, Samuel	Tecniracing	KAWASAKI	184,1	183,1	182,0	182,0	181,0	182,4	184,1
33	SANCHEZ, Gonzalo	ETG Racing	YAMAHA	183,6	181,0	180,5	178,5	177,5	180,2	183,6
8	GIMENEZ, Carlos	Arco Motor Universit	YAMAHA	183,1	183,1	182,5	182,0	182,0	182,5	183,1
81	RIVERA, Juan E.	Austin Racing VHC Li	KAWASAKI	183,1	182,0	181,5	181,0	180,5	181,6	183,1
91	JIMENEZ, Borja	ESP Solutions Motap	KAWASAKI	183,1	182,5	182,5	182,0	180,5	182,1	183,1
47	HERNANDEZ, Ferran	Team BOX64	HONDA	182,5	182,5	181,5	181,0	180,5	181,6	182,5
51	URIOSTEGUI, Juan P.	I+DENT Racing Team	YAMAHA	182,5	182,5	181,0	178,5	178,0	180,5	182,5
61	DEL OLMO, Javier	Kawasaki PL Racing J	KAWASAKI	182,0	180,5	180,0	179,0	178,5	180,0	182,0
53	YEBRA, Hector	Hycopeticom	KAWASAKI	182,0	181,0	179,5	179,0	179,0	180,1	182,0
48	GARCIA, Julio	ESP Solutions Motap	KAWASAKI	182,0	181,5	180,5	179,5	179,0	180,5	182,0
31	SANCHEZ, Max	ETG Racing	YAMAHA	181,5	179,5	178,0	178,0	177,5	178,9	181,5
23	RAPOSEIRAS, Jordi	Il.lusió Team	KAWASAKI	181,0	179,5	179,0	177,5	177,0	178,8	181,0
18	SANTOS, Joan	GV Stratos		181,0	179,0	178,5	178,5	177,0	178,8	181,0
36	KANTOLA, Juho	Kallio Racing Junior	KTM	181,0	179,5	176,6	176,1	176,1	177,8	181,0
2	RIVERA, Natalia	I+DENT Racing Team	YAMAHA	180,5	179,5	178,5	178,5	178,0	179,0	180,5
16	BUDZIASZEK, Michal A.	I+DENT Racing Team	YAMAHA	180,5	179,5	179,0	178,5	178,0	179,1	180,5
68	RODRIGUEZ, Adrian	Speed Racing	KAWASAKI	180,0	178,5	178,5	176,6	176,6	178,0	180,0
55	DIEZ, Rafael	ESP Solutions Motap	KAWASAKI	180,0	177,5	177,0	176,6	176,6	177,5	180,0
58	RUIVINHO, Isaac	Team Moto Clube Loul	KAWASAKI	178,5	177,5	173,3	173,3	173,3	175,2	178,5
6	MARQUES, Guilherme	Miguel Oliveira Fan	YAMAHA	178,0	177,0	177,0	175,1	174,2	176,3	178,0
24	LOPEZ, Enrique	Alma Racing Team	KAWASAKI	177,0	175,1	175,1	175,1	174,7	175,4	177,0





Circuit Ricardo Tormo

Cto. de ESPAÑA de SUPERBIKE

Mejores vueltas Ent. Libre 1 SBK Junior

Nombre	Equipo/Club	Vehículo	Mejores vueltas						Media
72 RUIZ, Yeray	Yamaha MS Racing	YAMAHA	01:46,174	01:46,340	01:46,347	01:46,441	01:46,614	01:46,383	
44 FERNANDEZ, Eric	Speed Racing	KAWASAKI	01:46,424	01:46,697	01:47,256	01:47,925	01:48,039	01:47,268	
74 CONESA, Juan A.	Team LaGlisse		01:46,833	01:47,078	01:47,223	01:47,523	01:47,649	01:47,261	
47 HERNANDEZ, Ferran	Team BOX64	HONDA	01:46,886	01:47,276	01:47,348	01:47,384	01:47,454	01:47,269	
20 CORRAL, Javier	Arco Motor Universit	YAMAHA	01:46,893	01:47,063	01:47,206	01:47,972	01:48,571	01:47,541	
27 DIAZ, Alvaro	Arco Motor Universit	YAMAHA	01:46,914	01:47,050	01:47,200	01:47,330	01:47,369	01:47,172	
17 DIAZ, Samuel	Tecriracing	KAWASAKI	01:47,098	01:47,247	01:47,290	01:47,370	01:47,526	01:47,306	
91 JIMENEZ, Borja	ESP Solutions Motap	KAWASAKI	01:47,177	01:47,364	01:47,367	01:47,602	01:47,907	01:47,483	
26 OSUNA, José M.	DEZA-BOX77-Racing Te	KAWASAKI	01:47,197	01:47,331	01:47,503	01:47,708	01:47,714	01:47,490	
8 GIMENEZ, Carlos	Arco Motor Universit	YAMAHA	01:47,293	01:47,437	01:47,454	01:47,548	01:47,795	01:47,505	
48 GARCIA, Julio	ESP Solutions Motap	KAWASAKI	01:47,422	01:48,413	01:48,482	01:48,514	01:48,703	01:48,306	
81 RIVERA, Juan E.	Austin Racing VHC Li	KAWASAKI	01:47,600	01:47,692	01:48,051	01:48,115	01:48,166	01:47,925	
99 REPAK, Maxim	Yamaha MS Racing	YAMAHA	01:47,674	01:47,758	01:48,288	01:48,311	01:48,372	01:48,080	
56 MORILLAS, Dayron	Yamaha MS Racing	YAMAHA	01:47,744	01:47,761	01:47,818	01:48,484	01:48,543	01:48,070	
98 MOGEDA, Daniel	ESP Solutions Motap	KAWASAKI	01:47,747	01:47,833	01:47,947	01:48,140	01:48,140	01:47,961	
2 RIVERA, Natalia	I+DENT Racing Team	YAMAHA	01:48,009	01:48,585	01:48,684	01:48,912	01:49,295	01:48,697	
57 TORRES, Antonio	DEZA-BOX77-Racing Te	KAWASAKI	01:48,172	01:48,179	01:48,439	01:48,501	01:48,716	01:48,401	
53 YEBRA, Hector	Hycompeticom	KAWASAKI	01:48,241	01:48,245	01:48,503	01:48,629	01:48,659	01:48,455	
31 SANCHEZ, Max	ETG Racing	YAMAHA	01:48,595	01:48,751	01:48,854	01:49,090	01:49,139	01:48,885	
16 BUDZIASZEK, Michal A.	I+DENT Racing Team	YAMAHA	01:48,745	01:49,319	01:49,759	01:49,776	01:49,937	01:49,507	
18 SANTOS, Joan	GV Stratos		01:48,919	01:49,008	01:49,026	01:49,112	01:49,193	01:49,051	
68 RODRIGUEZ, Adrian	Speed Racing	KAWASAKI	01:49,066	01:49,431	01:49,446	01:49,454	01:49,642	01:49,407	
51 URIOSTEGUI, Juan P.	I+DENT Racing Team	YAMAHA	01:49,088	01:49,836	01:50,081	01:50,385	01:50,659	01:50,009	
33 SANCHEZ, Gonzalo	ETG Racing	YAMAHA	01:49,240	01:49,629	01:49,679	01:49,782	01:49,830	01:49,632	
61 DEL OLMO, Javier	Kawasaki PL Racing J	KAWASAKI	01:50,487	01:50,669	01:51,226	01:51,428	01:51,576	01:51,077	
6 MARQUES, Guilherme	Miguel Oliveira Fan	YAMAHA	01:50,607	01:51,679	01:51,822	01:52,098	01:52,111	01:51,663	
23 RAPOSEIRAS, Jordi	Il.lusió Team	KAWASAKI	01:51,179	01:51,893	01:52,139	01:52,317	01:52,551	01:52,015	
58 RUIVINHO, Isaac	Team Moto Clube Loul	KAWASAKI	01:51,450	01:52,057	01:52,110	01:52,540	01:52,883	01:52,208	
55 DIEZ, Rafael	ESP Solutions Motap	KAWASAKI	01:51,581	01:52,038	01:52,129	01:52,263	01:52,318	01:52,065	
32 VALENTE, Rodrigo	GV Stratos Racing te	YAMAHA	01:51,844	01:52,441	01:52,614	01:52,893	01:53,197	01:52,597	
24 LOPEZ, Enrique	Alma Racing Team	KAWASAKI	01:51,866	01:51,902	01:51,911	01:51,917	01:52,153	01:51,949	
36 KANTOLA, Juho	Kallio Racing Junior	KTM	01:51,942	01:52,021	01:52,226	01:52,257	01:52,261	01:52,141	