



Supersport
ESBK
ENT. CRONOMETRADO

Clasificación

Nº	Piloto	Nac	Equipo	Moto	Neum	Cl.	Tiempo	Vlt.	Total	Dif.	Km/h
1	10 UNAI ORRADRE	ESP	YAMAHA MS RACING	YAMAHA MS RACING	PIRELLI	Open600	1:40.348	11	12	-	141.1
2	33 DANIEL VALLE	ESP	YAMAHA MS RACING	YAMAHA MS RACING	PIRELLI	Superspc	1:40.794	9	10	+0.446	140.5
3	95 VERTTI TAKALA	FIN	KALLIO RACING	KALLIO RACING	PIRELLI	Open600	1:41.065	9	13	+0.717	140.1
4	18 ALEIX VIU	ESP	EASYRACE TEAM	EASYRACE TEAM	DUNLOP	Superspc	1:41.178	9	12	+0.830	139.9
5	96 DAVID SANCHIS	ESP	MRE TALENT	MRE TALENT	MICHELIN	Superspc	1:41.183	3	12	+0.835	139.9
6	43 SIMON JESPERSEN	DEN	H43 TEAM NOBBY	H43 TEAM NOBBY	MICHELIN	Superspc	1:41.519	8	14	+1.171	139.5
7	12 BORJA GOMEZ	ESP	CARDOSO RACING	CARDOSO RACING		Superspc	1:41.522	9	15	+1.174	139.5
8	55 ALEX TOLEDO	ESP	ANTONIBARCELONA XCTECH	ANTONIBARCELONA XCTECH	DUNLOP	Superspc	1:41.959	9	14	+1.611	138.9
9	16 ALEJANDRO RUIZ	ESP	ANDOTRANS TEAM TORRENTÓ	ANDOTRANS TEAM TORRENTÓ	MICHELIN	Superspc	1:42.005	4	12	+1.657	138.8
10	94 ANDRES P. GONZALEZ	ARG	EASYRACE TEAM	EASYRACE TEAM	DUNLOP	Superspc	1:42.124	9	12	+1.776	138.6
11	23 LOIC ARBEL	FRA	ANDOTRANS TEAM TORRENTÓ	ANDOTRANS TEAM TORRENTÓ	MICHELIN	Superspc	1:42.136	11	13	+1.788	138.6
12	53 DANIEL GONZALEZ	ESP	SP57 RACING TEAM	SP57 RACING TEAM	MICHELIN	Open600	1:42.192	9	13	+1.844	138.6
13	54 MICHAL BULIK	SVK	NEW2 PROJECT	NEW2 PROJECT	PIRELLI	Superspc	1:42.199	13	16	+1.851	138.5
14	92 NIL ROIG	ESP	SP57 RACING TEAM	SP57 RACING TEAM	MICHELIN	Superspc	1:42.343	11	15	+1.995	138.3
15	50 ONDREJ VOSTATEK	CZE	GM FUEL-VRC TEAM	GM FUEL-VRC TEAM	MICHELIN	Superspc	1:42.459	13	14	+2.111	138.2
16	93 MATHIAS POULSEN	DEN	MDS RACING TEAM	MDS RACING TEAM	MICHELIN	Open600	1:42.617	10	12	+2.269	138.0
17	86 MARIO MAYOR	ESP	ANDOTRANS TEAM TORRENTÓ	ANDOTRANS TEAM TORRENTÓ	MICHELIN	Open600	1:42.791	6	13	+2.443	137.7
18	78 ANGEL HEREDIA	ESP	MDR SPAINCIRCUITS	MDR SPAINCIRCUITS		Open600	1:42.937	12	14	+2.589	137.5
19	19 JOAN DIAZ	ESP	H43 TEAM NOBBY TALASUR	H43 TEAM NOBBY TALASUR	MICHELIN	Superspc	1:43.000	6	14	+2.652	137.5
20	37 MAURO GONZALEZ	ESP	MDR SPAINCIRCUITS	MDR SPAINCIRCUITS	MICHELIN	Open600	1:43.101	6	6	+2.753	137.3
21	85 PEDRO N. ROMERO	POR	YAMAHA GV STRATOS	YAMAHA GV STRATOS	MICHELIN	Superspc	1:43.179	4	5	+2.831	137.2
22	47 LUIS M. VERDUGO	ESP	DR7 HMAX	DR7 HMAX	MICHELIN	Open600	1:43.447	7	13	+3.099	136.9
23	21 EDUARDO MONTERO	ESP	CASTROMAROTO RACING	CASTROMAROTO RACING	PIRELLI	Open600	1:44.062	11	11	+3.714	136.1
24	52 GUILLEM ERILL	ESP	DEZA - BOX 77 RACING TEAM	DEZA - BOX 77 RACING TEAM	PIRELLI	Superspc	1:44.094	11	11	+3.746	136.0
25	81 FELIX NASSI	FIN	MDR SPAINCIRCUITS	MDR SPAINCIRCUITS	MICHELIN	Superspc	1:44.213	8	13	+3.865	135.9
26	11 JARED KARL SCHULTZ	RSA	FIFTY MOTORSPORT	FIFTY MOTORSPORT	MICHELIN	Open600	1:44.237	7	15	+3.889	135.8
27	3 FILIP REHACEK	CZE	CARDOSO RACING	CARDOSO RACING		Open600	1:44.307	12	14	+3.959	135.7
28	25 JAMIE DAVIS	GBR	FIFTY MOTORSPORT	FIFTY MOTORSPORT	MICHELIN	Open600	1:44.558	12	12	+4.210	135.4
29	71 KIMI PATOVA	FIN	RAM RACING YAMAHA	RAM RACING YAMAHA	MICHELIN	Superspc	1:44.867	5	14	+4.519	135.0
30	64 DAVIDE FABBRI	ITA	H43 TEAM NOBBY	H43 TEAM NOBBY		Superspc	1:45.036	14	14	+4.688	134.8
31	59 SERGIO JIMENEZ	ESP	I+DENT RACING TEAM	I+DENT RACING TEAM	PIRELLI	Open600	1:46.070	13	16	+5.722	133.5
32	7 ZECHARIAH DZEGEDE	USA	EASYRACE TEAM	EASYRACE TEAM	DUNLOP	Open600	1:47.972	9	14	+7.624	131.1

Vuelta rápida: Vlt. 11 UNAI ORRADRE **1:40.348** 141.1 Km/h

Estado de pista: **SECO**

Hora de publicación:

Director de Carrera: Maximo Guerrero	Jefe de Cronometraje: Juan Carlos Jodra 548713-GU
--	--



Supersport ESBK ENT. CRONOMETRADO

Clasificación por Clase

Nº Piloto	Nac	Equipo	Moto	Tiempo	Vlt. Total	Dif.	Km/h
Open600							
1	10 UNAI ORRADRE	ESP	YAMAHA MS RACING	YAMAHA MS RACING	1:40.348	11 12	141.1
2	95 VERTTI TAKALA	FIN	KALLIO RACING	KALLIO RACING	1:41.065	9 13	+0.717 +0.717 140.1
3	53 DANIEL GONZALEZ	ESP	SP57 RACING TEAM	SP57 RACING TEAM	1:42.192	9 13	+1.844 +1.127 138.6
4	93 MATHIAS POULSEN	DEN	MDS RACING TEAM	MDS RACING TEAM	1:42.617	10 12	+2.269 +0.425 138.0
5	86 MARIO MAYOR	ESP	ANDOTRANS TEAM TORRENTÓ	ANDOTRANS TEAM TORRENTÓ	1:42.791	6 13	+2.443 +0.174 137.7
6	78 ANGEL HEREDIA	ESP	MDR SPAINCIRCUITS	MDR SPAINCIRCUITS	1:42.937	12 14	+2.589 +0.146 137.5
7	37 MAURO GONZALEZ	ESP	MDR SPAINCIRCUITS	MDR SPAINCIRCUITS	1:43.101	6 6	+2.753 +0.164 137.3
8	47 LUIS M. VERDUGO	ESP	DR7 HMAX	DR7 HMAX	1:43.447	7 13	+3.099 +0.346 136.9
9	21 EDUARDO MONTERO	ESP	CASTROMAROTO RACING	CASTROMAROTO RACING	1:44.062	11 11	+3.714 +0.615 136.1
10	11 JARED KARL SCHULTZ	RSA	FIFTY MOTORSPORT	FIFTY MOTORSPORT	1:44.237	7 15	+3.889 +0.175 135.8
11	3 FILIP REHACEK	CZE	CARDOSO RACING	CARDOSO RACING	1:44.307	12 14	+3.959 +0.070 135.7
12	25 JAMIE DAVIS	GBR	FIFTY MOTORSPORT	FIFTY MOTORSPORT	1:44.558	12 12	+4.210 +0.251 135.4
13	59 SERGIO JIMENEZ	ESP	I+DENT RACING TEAM	I+DENT RACING TEAM	1:46.070	13 16	+5.722 +1.512 133.5
14	7 ZECHARIAH DZEGEDE	USA	EASYRACE TEAM	EASYRACE TEAM	1:47.972	9 14	+7.624 +1.902 131.1
Supersport							
1	33 DANIEL VALLE	ESP	YAMAHA MS RACING	YAMAHA MS RACING	1:40.794	9 10	140.5
2	18 ALEIX VIU	ESP	EASYRACE TEAM	EASYRACE TEAM	1:41.178	9 12	+0.384 +0.384 139.9
3	96 DAVID SANCHIS	ESP	MRE TALENT	MRE TALENT	1:41.183	3 12	+0.389 +0.005 139.9
4	43 SIMON JESPERSEN	DEN	H43 TEAM NOBBY	H43 TEAM NOBBY	1:41.519	8 14	+0.725 +0.336 139.5
5	12 BORJA GOMEZ	ESP	CARDOSO RACING	CARDOSO RACING	1:41.522	9 15	+0.728 +0.003 139.5
6	55 ALEX TOLEDO	ESP	ANTONIBARCELONA XCTECH	ANTONIBARCELONA XCTECH	1:41.959	9 14	+1.165 +0.437 138.9
7	16 ALEJANDRO RUIZ	ESP	ANDOTRANS TEAM TORRENTÓ	ANDOTRANS TEAM TORRENTÓ	1:42.005	4 12	+1.211 +0.046 138.8
8	94 ANDRES P. GONZALEZ	ARG	EASYRACE TEAM	EASYRACE TEAM	1:42.124	9 12	+1.330 +0.119 138.6
9	23 LOIC ARBEL	FRA	ANDOTRANS TEAM TORRENTÓ	ANDOTRANS TEAM TORRENTÓ	1:42.136	11 13	+1.342 +0.012 138.6
10	54 MICHAL BULIK	SVK	NEW2 PROJECT	NEW2 PROJECT	1:42.199	13 16	+1.405 +0.063 138.5
11	92 NIL ROIG	ESP	SP57 RACING TEAM	SP57 RACING TEAM	1:42.343	11 15	+1.549 +0.144 138.3
12	50 ONDREJ VOSTATEK	CZE	GM FUEL-VRC TEAM	GM FUEL-VRC TEAM	1:42.459	13 14	+1.665 +0.116 138.2
13	19 JOAN DIAZ	ESP	H43 TEAM NOBBY TALASUR	H43 TEAM NOBBY TALASUR	1:43.000	6 14	+2.206 +0.541 137.5
14	85 PEDRO N. ROMERO	POR	YAMAHA GV STRATOS	YAMAHA GV STRATOS	1:43.179	4 5	+2.385 +0.179 137.2
15	52 GUILLEM ERILL	ESP	DEZA - BOX 77 RACING TEAM	DEZA - BOX 77 RACING TEAM	1:44.094	11 11	+3.300 +0.915 136.0
16	81 FELIX NASSI	FIN	MDR SPAINCIRCUITS	MDR SPAINCIRCUITS	1:44.213	8 13	+3.419 +0.119 135.9
17	71 KIMI PATOVA	FIN	RAM RACING YAMAHA	RAM RACING YAMAHA	1:44.867	5 14	+4.073 +0.654 135.0
18	64 DAVIDE FABBRI	ITA	H43 TEAM NOBBY	H43 TEAM NOBBY	1:45.036	14 14	+4.242 +0.169 134.8

Hora de publicación:

Estado de pista: **SECO**

Director de Carrera: Maximo Guerrero	Jefe de Cronometraje: Juan Carlos Jodra 548713-GU
--	--



Supersport
ESBK
ENT. CRONOMETRADO

Mejores tiempos de sector

Sector 1			Sector 2		Sector 3				Vuelta Ideal	Mejor Vuelta
Pos	Nº Piloto	Tiempo	Nº Piloto	Tiempo	Nº Piloto	Tiempo	Pos	Nº Piloto		
1	10 U.ORRADRE	26.689	10 U.ORRADRE	37.018	10 U.ORRADRE	36.326	1	10 U.ORRADRE	1:40.033	1:40.348 (1)
2	95 V.TAKALA	26.864	33 D.VALLE	37.352	33 D.VALLE	36.537	2	33 D.VALLE	1:40.794	1:40.794 (2)
3	96 D.SANCHIS	26.876	96 D.SANCHIS	37.372	95 V.TAKALA	36.763	3	95 V.TAKALA	1:41.024	1:41.065 (3)
4	33 D.VALLE	26.905	95 V.TAKALA	37.397	43 S.JESPERSEN	36.778	4	96 D.SANCHIS	1:41.034	1:41.183 (5)
5	43 S.JESPERSEN	26.925	18 A.VIU	37.409	96 D.SANCHIS	36.786	5	18 A.VIU	1:41.167	1:41.178 (4)
6	12 B.GOMEZ	26.940	12 B.GOMEZ	37.462	18 A.VIU	36.789	6	12 B.GOMEZ	1:41.324	1:41.522 (7)
7	18 A.VIU	26.969	94 A.GONZALEZ	37.607	12 B.GOMEZ	36.922	7	43 S.JESPERSEN	1:41.349	1:41.519 (6)
8	55 A.TOLED0	26.978	43 S.JESPERSEN	37.646	16 A.RUIZ	36.937	8	94 A.GONZALEZ	1:41.909	1:42.124 (10)
9	23 L.ARBEL	27.119	54 M.BULIK	37.679	54 M.BULIK	37.003	9	16 A.RUIZ	1:41.927	1:42.005 (9)
10	94 A.GONZALEZ	27.144	23 L.ARBEL	37.766	55 A.TOLED0	37.026	10	55 A.TOLED0	1:41.959	1:41.959 (8)
11	53 D.GONZALEZ	27.147	16 A.RUIZ	37.819	92 N.ROIG	37.056	11	54 M.BULIK	1:42.033	1:42.199 (13)
12	16 A.RUIZ	27.171	53 D.GONZALEZ	37.825	53 D.GONZALEZ	37.091	12	23 L.ARBEL	1:42.041	1:42.136 (11)
13	78 A.HEREDIA	27.229	93 M.POULSEN	37.930	37 M.GONZALEZ	37.149	13	53 D.GONZALEZ	1:42.063	1:42.192 (12)
14	50 O.VOSTATEK	27.252	78 A.HEREDIA	37.940	23 L.ARBEL	37.156	14	92 N.ROIG	1:42.301	1:42.343 (14)
15	92 N.ROIG	27.265	50 O.VOSTATEK	37.955	94 A.GONZALEZ	37.158	15	50 O.VOSTATEK	1:42.459	1:42.459 (15)
16	86 M.MAYOR	27.337	55 A.TOLED0	37.955	93 M.POULSEN	37.199	16	93 M.POULSEN	1:42.617	1:42.617 (16)
17	54 M.BULIK	27.351	92 N.ROIG	37.980	50 O.VOSTATEK	37.252	17	86 M.MAYOR	1:42.678	1:42.791 (17)
18	93 M.POULSEN	27.488	86 M.MAYOR	38.047	86 M.MAYOR	37.294	18	78 A.HEREDIA	1:42.738	1:42.937 (18)
19	19 J.DIAZ	27.504	85 P.ROMERO	38.085	19 J.DIAZ	37.329	19	37 M.GONZALEZ	1:42.957	1:43.101 (20)
20	47 L.VERDUGO	27.537	19 J.DIAZ	38.157	85 P.ROMERO	37.360	20	85 P.ROMERO	1:42.987	1:43.179 (21)
21	85 P.ROMERO	27.542	47 L.VERDUGO	38.179	21 E.MONTERO	37.512	21	19 J.DIAZ	1:42.990	1:43.000 (19)
22	21 E.MONTERO	27.547	37 M.GONZALEZ	38.240	78 A.HEREDIA	37.569	22	47 L.VERDUGO	1:43.302	1:43.447 (22)
23	37 M.GONZALEZ	27.568	11 J.SCHULTZ	38.310	47 L.VERDUGO	37.586	23	21 E.MONTERO	1:43.427	1:44.062 (23)
24	81 F.NASSI	27.645	21 E.MONTERO	38.368	3 F.REHACEK	37.677	24	52 G.ERILL	1:43.807	1:44.094 (24)
25	52 G.ERILL	27.684	52 G.ERILL	38.392	52 G.ERILL	37.731	25	11 J.SCHULTZ	1:43.921	1:44.237 (26)
26	71 K.PATOVA	27.722	3 F.REHACEK	38.542	11 J.SCHULTZ	37.749	26	81 F.NASSI	1:44.066	1:44.213 (25)
27	25 J.DAVIS	27.730	81 F.NASSI	38.566	81 F.NASSI	37.855	27	3 F.REHACEK	1:44.156	1:44.307 (27)
28	11 J.SCHULTZ	27.862	64 D.FABBRI	38.827	71 K.PATOVA	37.935	28	25 J.DAVIS	1:44.555	1:44.558 (28)
29	3 F.REHACEK	27.937	25 J.DAVIS	38.838	25 J.DAVIS	37.987	29	71 K.PATOVA	1:44.620	1:44.867 (29)
30	64 D.FABBRI	27.952	71 K.PATOVA	38.963	64 D.FABBRI	38.223	30	64 D.FABBRI	1:45.002	1:45.036 (30)
31	59 S.JIMENEZ	28.149	59 S.JIMENEZ	39.370	59 S.JIMENEZ	38.260	31	59 S.JIMENEZ	1:45.779	1:46.070 (31)
32	7 Z.DZEGEDE	29.019	7 Z.DZEGEDE	39.867	7 Z.DZEGEDE	38.724	32	7 Z.DZEGEDE	1:47.610	1:47.972 (32)



Supersport ESBK Después de ENT. CRONOMETRADO

Velocidad máxima del evento


Nº Piloto	Equipo	Moto	Clase	V.Max	Vit.	Sesión
95 VERTTI TAKALA	KALLIO RACING	KALLIO RACING	Open600	255.9	10	LIBRES 1
19 JOAN DIAZ	H43 TEAM NOBBY TALASUR	H43 TEAM NOBBY TALASUR	Supersport	254.7	13	LIBRES 1
33 DANIEL VALLE	YAMAHA MS RACING	YAMAHA MS RACING	Supersport	253.5	17	LIBRES 1
47 LUIS M. VERDUGO	DR7 HMAX	DR7 HMAX	Open600	253.5	10	ENT. CRONOMETRADO
43 SIMON JESPERSEN	H43 TEAM NOBBY	H43 TEAM NOBBY	Supersport	252.9	4	LIBRES 1
53 DANIEL GONZALEZ	SP57 RACING TEAM	SP57 RACING TEAM	Open600	252.3	13	LIBRES 1
10 UNAI ORRADRE	YAMAHA MS RACING	YAMAHA MS RACING	Open600	251.7	4	ENT. CRONOMETRADO
12 BORJA GOMEZ	CARDOSO RACING	CARDOSO RACING	Supersport	251.7	20	LIBRES 1
23 LOIC ARBEL	ANDOTRANS TEAM TORRENTÓ	ANDOTRANS TEAM TORRENTÓ	Supersport	251.2	2	ENT. CRONOMETRADO
52 GUILLEM ERILL	DEZA - BOX 77 RACING TEAM	DEZA - BOX 77 RACING TEAM	Supersport	251.2	17	LIBRES 1
81 FELIX NASSI	MDR SPAINCIRCUITS	MDR SPAINCIRCUITS	Supersport	251.2	14	LIBRES 1
71 KIMI PATOVA	RAM RACING YAMAHA	RAM RACING YAMAHA	Supersport	250.6	14	LIBRES 1
18 ALEIX VIU	EASYRACE TEAM	EASYRACE TEAM	Supersport	250.0	9	ENT. CRONOMETRADO
21 EDUARDO MONTERO	CASTROMAROTO RACING	CASTROMAROTO RACING	Open600	250.0	16	LIBRES 2
64 DAVIDE FABBRI	H43 TEAM NOBBY	H43 TEAM NOBBY	Supersport	250.0	17	LIBRES 1
86 MARIO MAYOR	ANDOTRANS TEAM TORRENTÓ	ANDOTRANS TEAM TORRENTÓ	Open600	250.0	5	ENT. CRONOMETRADO
92 NIL ROIG	SP57 RACING TEAM	SP57 RACING TEAM	Supersport	250.0	11	ENT. CRONOMETRADO
85 PEDRO N. ROMERO	YAMAHA GV STRATOS	YAMAHA GV STRATOS	Supersport	249.4	13	LIBRES 1
16 ALEJANDRO RUIZ	ANDOTRANS TEAM TORRENTÓ	ANDOTRANS TEAM TORRENTÓ	Supersport	247.7	18	LIBRES 1
55 ALEX TOLEDO	ANTONIBARCELONA XCTECH	ANTONIBARCELONA XCTECH	Supersport	247.1	15	LIBRES 1
78 ANGEL HEREDIA	MDR SPAINCIRCUITS	MDR SPAINCIRCUITS	Open600	246.6	12	LIBRES 1
3 FILIP REHACEK	CARDOSO RACING	CARDOSO RACING	Open600	246.0	7	ENT. CRONOMETRADO
37 MAURO GONZALEZ	MDR SPAINCIRCUITS	MDR SPAINCIRCUITS	Open600	246.0	4	LIBRES 2
54 MICHAL BULIK	NEW2 PROJECT	NEW2 PROJECT	Supersport	246.0	19	LIBRES 1
93 MATHIAS POULSEN	MDS RACING TEAM	MDS RACING TEAM	Open600	246.0	11	LIBRES 1
96 DAVID SANCHIS	MRE TALENT	MRE TALENT	Supersport	246.0	12	LIBRES 1
94 ANDRES P. GONZALEZ	EASYRACE TEAM	EASYRACE TEAM	Supersport	245.5	14	LIBRES 1
50 ONDREJ VOSTATEK	GM FUEL-VRC TEAM	GM FUEL-VRC TEAM	Supersport	244.3	14	LIBRES 1
11 JARED KARL SCHULTZ	FIFTY MOTORSPORT	FIFTY MOTORSPORT	Open600	243.2	15	LIBRES 1
25 JAMIE DAVIS	FIFTY MOTORSPORT	FIFTY MOTORSPORT	Open600	241.1	11	ENT. CRONOMETRADO
7 ZECHARIAH DZEGEDE	EASYRACE TEAM	EASYRACE TEAM	Open600	237.9	12	LIBRES 1
59 SERGIO JIMENEZ	I+DENT RACING TEAM	I+DENT RACING TEAM	Open600	235.8	14	LIBRES 1



Supersport ESBK ENT. CRONOMETRADO

Secuencia de vueltas rápidas

T. Sesión	Nº Piloto	Equipo	Moto	Clase	Tiempo	Km/h	Vlt.
3:33.240	33 DANIEL VALLE	YAMAHA MS RACING	YAMAHA MS RACING	Superspor	1:42.439	138.2	2
3:34.932	10 UNAI ORRADRE	YAMAHA MS RACING	YAMAHA MS RACING	Open600	1:41.761	139.1	2
5:15.537	10 UNAI ORRADRE	YAMAHA MS RACING	YAMAHA MS RACING	Open600	1:40.605	140.7	3
15:08.668	10 UNAI ORRADRE	YAMAHA MS RACING	YAMAHA MS RACING	Open600	1:40.373	141.1	7
28:30.456	10 UNAI ORRADRE	YAMAHA MS RACING	YAMAHA MS RACING	Open600	1:40.348	141.1	11

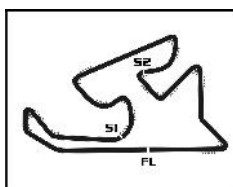


Supersport ESBK ENT. CRONOMETRADO

Análisis de sectores lentos

■ Mejor Personal ■ Mejor de la sesión ■ Cruzando por el pit lane

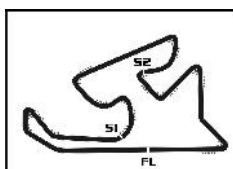
Vlt.	Tiempo	Sector 1	Sector 2	Sector 3	Km/h	T. Sesión	Vlt.	Tiempo	Sector 1	Sector 2	Sector 3	Km/h	T. Sesión
3	FILIP REHACEK CZE CARDOSO RACING												
1	2:15.627	54.328	41.493	39.806	104.4	2:15.627	6	1:44.499	27.968	38.558	37.973	135.5	11:32.884
2	1:45.380	28.118	39.127	38.135	134.4	4:01.007	7	1:44.237	27.919	38.569	37.749	135.8	13:17.121
3	1:45.017	28.193	38.773	38.051	134.8	5:46.024	8	5:32.318 B	30.257	40.036	4:22.025	42.6	18:49.439
4	1:44.662	28.057	38.740	37.865	135.3	7:30.686	9	2:04.831	36.914	48.316	39.601	113.4	20:54.270
5	1:45.091	28.118	38.892	38.081	134.7	9:15.777	10	1:45.627	28.424	38.972	38.231	134.0	22:39.897
6	1:44.781	28.123	38.724	37.934	135.1	11:00.558	11	1:45.131	28.005	38.860	38.266	134.7	24:25.028
7	7:44.919 B	28.535	41.324	6:35.060	30.5	18:45.477	12	1:44.677	27.862	38.533	38.282	135.3	26:09.705
8	1:52.293	34.920	39.272	38.101	126.1	20:37.770	13	1:48.567	27.927	42.004	38.636	130.4	27:58.272
9	1:44.517	28.279	38.561	37.677	135.5	22:22.287	14	1:44.307	27.903	38.438	37.966	135.7	29:42.579
10	1:44.583	28.082	38.688	37.813	135.4	24:06.870	15	1:44.299	27.959	38.310	38.030	135.8	31:26.878
11	1:44.654	28.039	38.814	37.801	135.3	25:51.524							
12	1:44.307	27.937	38.542	37.828	135.7	27:35.831							
13	1:44.819	28.121	38.696	38.002	135.1	29:20.650							
14	1:44.447	28.019	38.585	37.843	135.6	31:05.097							
7	ZECHARIAH DZEGEDE USA EASYRACE TEAM												
1	2:35.836	1:13.423	41.957	40.456	90.9	2:35.836							
2	1:49.769	29.759	40.635	39.375	129.0	4:25.605							
3	1:48.466	29.141	40.007	39.318	130.5	6:14.071							
4	1:50.460	29.195	42.127	39.138	128.2	8:04.531							
5	1:48.803	29.352	39.867	39.584	130.1	9:53.334							
6	6:55.519 B	29.238	40.218	5:46.063	34.1	16:48.853							
7	2:07.494	46.770	41.333	39.391	111.1	18:56.347							
8	1:48.390	29.389	40.061	38.940	130.6	20:44.737							
9	1:47.972	29.019	39.941	39.012	131.1	22:32.709							
10	2:00.043	29.124	50.855	40.064	117.9	24:32.752							
11	1:48.224	29.314	40.186	38.724	130.8	26:20.976							
12	1:49.045	29.553	40.487	39.005	129.8	28:10.021							
13	1:48.105	29.355	39.973	38.777	131.0	29:58.126							
14	1:48.076	29.324	39.947	38.805	131.0	31:46.202							
12	BORJA GOMEZ ESP CARDOSO RACING												
1	3:37.005 B	2:03.739	40.866	52.400	65.2	3:37.005							
2	1:50.147	33.135	38.973	38.039	128.5	5:27.152							
3	1:41.863	27.061	37.462	37.340	139.0	7:09.015							
4	1:41.905	27.061	37.678	37.166	138.9	8:50.920							
5	1:41.568	26.958	37.540	37.070	139.4	10:32.488							
6	5:15.579 B	27.634	40.657	4:07.288	44.9	15:48.067							
7	1:50.179	33.288	39.034	37.857	128.5	17:38.246							
8	1:41.933	26.984	37.801	37.148	138.9	19:20.179							
9	1:41.522	26.955	37.645	36.922	139.5	21:01.701							
10	1:41.982	27.080	37.782	37.120	138.8	22:43.683							
11	1:51.404	31.066	41.866	38.472	127.1	24:35.087							
12	1:42.105	27.150	37.828	37.127	138.7	26:17.192							
13	1:42.001	27.072	37.835	37.094	138.8	27:59.193							
14	1:50.389	33.215	39.547	37.627	128.3	29:49.582							
15	1:41.955	26.940	37.821	37.194	138.9	31:31.537							
16	ALEJANDRO RUIZ ESP ANDOTRANS TEAM TORRENTÓ												
1	3:23.657	1:58.971	46.640	38.046	69.5	3:23.657							
2	1:43.312	27.425	38.215	37.672	137.0	5:06.969							
3	1:43.110	27.594	38.286	37.230	137.3	6:50.079							
4	1:42.005	27.209	37.849	36.947	138.8	8:32.084							
5	1:45.682	27.694	40.798	37.190	134.0	10:17.766							
6	1:42.074	27.318	37.819	36.937	138.7	11:59.840							
7	9:03.718 B	28.148	40.188	7:55.382	26.0	21:03.558							
8	2:00.191	39.381	43.148	37.662	117.8	23:03.749							
9	1:42.461	27.230	38.005	37.226	138.2	24:46.210							
10	1:42.088	27.171	37.897	37.020	138.7	26:28.298							
11	1:53.778	27.309	41.392	45.077	124.4	28:22.076							
12	1:46.590	30.308	38.329	37.953	132.8	30:08.666							
18	ALEIX VIU ESP EASYRACE TEAM												
1	3:30.268	2:07.411	43.189	39.668	67.3	3:30.268							
2	1:42.680	27.343	37.938	37.399	137.9	5:12.948							
3	1:41.775	27.178	37.544	37.053	139.1	6:54.723							
4	1:41.490	27.175	37.463	36.852	139.5	8:36.213							
5	1:42.515	27.356	37.409	37.750	138.1	10:18.728							
6	9:07.208 B	29.292	41.081	7:56.835	25.9	19:25.936							
7	1:54.543	36.097	40.320	38.126	123.6	21:20.479							
8	1:41.932	27.174	37.679	37.079	138.9	23:02.411							
9	1:41.178	26.969	37.420	36.789	139.9	24:43.589							
10	1:54.055	32.855	43.992	37.208	124.1	26:37.644							
11	2:59.465 B	27.206	37.843	1:54.416	78.9	29:37.109							



Supersport ESBK ENT. CRONOMETRADO

Análisis de sectores lentos

Mejor Personal							Mejor de la sesión							Cruzando por el pit lane						
Vlt.	Tiempo	Sector 1	Sector 2	Sector 3	Km/h	T. Sesión	Vlt.	Tiempo	Sector 1	Sector 2	Sector 3	Km/h	T. Sesión	Vlt.	Tiempo	Sector 1	Sector 2	Sector 3	Km/h	T. Sesión
19 JOAN DIAZ ESP																				
H43 TEAM NOBBY TALASUR							H43 TEAM NOBBY TALASUR													
1	2:19.667	1:00.566	40.342	38.759	101.4	2:19.667	7	1:45.330	28.058	39.089	38.183	134.4	18:52.965	8	1:45.260	28.043	39.097	38.120	134.5	20:38.225
2	1:44.798	28.096	38.790	37.912	135.1	4:04.465	9	1:48.034	27.982	39.187	40.865	131.1	22:26.259	10	2:09.948	40.404	50.618	38.926	109.0	24:36.207
3	1:44.292	27.765	38.764	37.763	135.8	5:48.757	11	1:44.885	27.916	38.838	38.131	135.0	26:21.092	12	1:44.558	27.730	38.841	37.987	135.4	28:05.650
4	1:43.687	27.760	38.460	37.467	136.6	7:32.444	33 DANIEL VALLE ESP													
5	1:43.288	27.720	38.236	37.332	137.1	9:15.732	YAMAHA MS RACING							YAMAHA MS RACING						
6	1:43.000	27.514	38.157	37.329	137.5	10:58.732	1	1:50.801	34.819	38.744	37.238	127.8	1:50.801	2	1:42.439	27.299	38.032	37.108	138.2	3:33.240
7	6:40.093	28.977	42.167	5:28.949	35.4	17:38.825	3	1:41.963	27.191	37.956	36.816	138.9	5:15.203	4	6:25.802	27.054	41.522	5:17.226	36.7	11:41.005
8	2:02.029	38.169	45.496	38.364	116.0	19:40.854	5	1:47.768	32.976	37.756	37.036	131.4	13:28.773	6	1:41.321	27.080	37.599	36.642	139.7	15:10.094
9	1:44.170	27.970	38.544	37.656	135.9	21:25.024	7	9:48.808	27.082	37.707	8:44.019	24.0	24:58.902	8	1:51.625	35.155	39.267	37.203	126.8	26:50.527
10	1:43.617	27.671	38.479	37.467	136.6	23:08.641	9	1:40.794	26.905	37.352	36.537	140.5	28:31.321	10	1:47.707	26.952	42.781	37.974	131.5	30:19.028
11	1:52.111	27.900	41.812	42.399	126.3	25:00.752	37 MAURO GONZALEZ ESP													
12	1:43.207	27.504	38.276	37.427	137.2	26:43.959	MDR SPAINCIRCUITS							MDR SPAINCIRCUITS						
13	1:43.379	27.549	38.380	37.450	137.0	28:27.338	1	3:45.525	2:27.028	39.337	39.160	62.8	3:45.525	2	1:45.423	27.580	40.222	37.621	134.3	5:30.948
14	1:43.461	27.588	38.512	37.361	136.9	30:10.799	3	1:43.287	27.572	38.276	37.439	137.1	7:14.235	4	1:43.888	27.568	38.277	38.043	136.3	8:58.123
21 EDUARDO MONTERO ESP																				
CASTROMAROTO RACING							CASTROMAROTO RACING													
1	2:56.939	1:36.778	40.771	39.390	80.0	2:56.939	5	1:47.041	30.428	39.464	37.149	132.3	10:45.164	6	1:43.101	27.592	38.240	37.269	137.3	12:28.265
2	1:46.491	28.326	39.285	38.880	133.0	4:43.430	43 SIMON JESPERSEN DEN													
3	1:45.653	28.185	39.111	38.357	134.0	6:29.083	H43 TEAM NOBBY							H43 TEAM NOBBY						
4	2:03.053	27.852	46.175	49.026	115.1	8:32.136	1	3:22.876	2:04.745	40.358	37.773	69.8	3:22.876	2	1:43.622	27.587	37.912	38.123	136.6	5:06.498
5	7:45.145	35.493	39.669	6:29.983	30.4	16:17.281	3	1:41.810	27.067	37.755	36.988	139.1	6:48.308	4	1:43.421	27.019	37.760	38.642	136.9	8:31.729
6	1:53.560	35.008	39.685	38.867	124.7	18:10.841	5	7:09.141	35.269	38.162	5:55.710	33.0	15:40.870	6	1:49.919	34.418	38.193	37.308	128.8	17:30.789
7	1:45.057	27.975	38.850	38.232	134.8	19:55.898	7	1:41.932	27.128	37.764	37.040	138.9	19:12.721	8	1:41.519	27.095	37.646	36.778	139.5	20:54.240
8	5:15.957	28.621	40.978	4:06.358	44.8	25:11.855	9	1:41.809	27.017	37.730	37.062	139.1	22:36.049	10	1:42.030	26.925	38.114	36.991	138.8	24:18.079
9	2:03.558	36.303	43.903	4:33.52	114.6	27:15.413	11	1:41.840	27.077	37.801	36.962	139.0	25:59.919	12	1:42.444	27.287	37.885	37.272	138.2	27:42.363
10	1:43.581	27.701	38.368	37.512	136.7	28:58.994	13	1:45.485	30.193	37.956	37.336	134.2	29:27.848	14	1:49.516	27.252	42.436	39.828	129.3	31:17.364
11	1:44.062	27.547	38.763	37.752	136.1	30:43.056	47 LUIS M. VERDUGO ESP													
23 LOIC ARBEL FRA																				
ANDOTRANS TEAM TORRENTÓ							ANDOTRANS TEAM TORRENTÓ							DR7 HMAX						
1	3:23.323	1:54.673	50.791	37.859	69.6	3:23.323	1	2:21.324	1:01.698	40.559	39.067	100.2	2:21.324	2	1:44.690	27.831	38.887	37.972	135.2	4:06.014
2	1:43.591	27.416	38.202	37.973	136.7	5:06.914	3	1:44.325	27.725	38.469	38.131	135.7	5:50.339	4	1:46.486	27.726	40.411	38.349	133.0	7:36.825
3	1:43.085	27.394	38.100	37.591	137.4	6:49.999	5	1:46.621	29.036	39.259	38.326	132.8	9:23.446	6	1:43.549	27.614	38.179	37.756	136.7	11:06.995
4	1:42.646	27.542	37.948	37.156	137.9	8:32.645	7	1:43.447	27.537	38.255	37.655	136.9	12:50.442	8	8:06.413	29.099	40.245	6:57.069	29.1	20:56.855
5	1:42.494	27.333	37.895	37.266	138.1	10:15.139	9	2:01.498	39.301	42.521	39.676	116.5	22:58.353							
6	1:42.578	27.358	37.888	37.332	138.0	11:57.717	25 JAMIE DAVIS GBR													
7	8:56.134	30.761	39.395	7:45.978	26.4	20:53.851	FIFTY MOTORSPORT							FIFTY MOTORSPORT						
8	1:50.349	33.295	38.660	38.394	128.3	22:44.200	1	2:36.131	1:14.134	41.981	40.016	90.7	2:36.131	2	1:55.779	36.537	40.186	39.056	122.3	4:31.910
9	1:50.787	27.268	44.738	38.781	127.8	24:34.987	3	1:47.053	28.721	39.589	38.743	132.3	6:18.963	4	7:06.666	32.480	40.261	5:53.925	33.2	13:25.629
10	1:42.579	27.450	37.944	37.185	138.0	26:17.566	5	1:56.717	38.710	39.606	38.401	121.3	15:22.346	6	1:45.289	28.143	39.016	38.130	134.5	17:07.635
11	1:42.136	27.119	37.766	37.251	138.6	27:59.702														
12	1:49.748	30.651	40.940	38.157	129.0	29:49.450														
13	1:42.348	27.328	37.833	37.187	138.3	31:31.798														



CIRCUITO DE NAVARRA 3.933 m.

Supersport ESBK ENT. CRONOMETRADO

Análisis de sectores lentos

■ Mejor Personal ■ Mejor de la sesión ■ Cruzando por el pit lane

Vlt.	Tiempo	Sector 1	Sector 2	Sector 3	Km/h	T. Sesión	Vlt.	Tiempo	Sector 1	Sector 2	Sector 3	Km/h	T. Sesión
10	1:44.065	27.969	38.259	37.837	136.1	24:42.418	4	1:43.846	27.803	38.335	37.708	136.3	7:05.825
11	1:49.653	32.011	39.367	38.275	129.1	26:32.071	5	1:43.649	27.748	38.342	37.559	136.6	8:49.474
12	1:49.582	27.571	43.513	38.498	129.2	28:21.653	6	1:43.996	27.762	38.707	37.527	136.1	10:33.470
13	1:43.877	27.642	38.649	37.586	136.3	30:05.530	7	4:55.372 B	27.935	39.083	3:48.354	47.9	15:28.842

50 **ONDREJ VOSTATEK** CZE
GM FUEL-VRC TEAM

Vlt.	Tiempo	Sector 1	Sector 2	Sector 3	Km/h	T. Sesión
1	2:15.301	52.565	39.680	43.056	104.6	2:15.301
2	1:44.258	27.800	38.599	37.859	135.8	3:59.559
3	1:44.325	27.918	38.600	37.807	135.7	5:43.884
4	1:43.647	27.591	38.416	37.640	136.6	7:27.531
5	1:45.298	27.741	38.371	39.186	134.5	9:12.829
6	1:43.984	28.054	38.230	37.700	136.2	10:56.813
7	7:36.539 B	27.614	38.252	6:30.673	31.0	18:33.352
8	1:49.687	33.684	38.401	37.602	129.1	20:23.039
9	1:43.113	27.396	38.157	37.560	137.3	22:06.152
10	1:42.848	27.318	38.025	37.505	137.7	23:49.000
11	1:42.714	27.259	37.964	37.491	137.8	25:31.714
12	1:45.181	29.079	38.633	37.469	134.6	27:16.895
13	1:42.459	27.252	37.955	37.252	138.2	28:59.354
14	1:43.221	27.367	38.344	37.510	137.2	30:42.575

52 **GUILLEM ERILL** ESP
DEZA - BOX 77 RACING TEAM

Vlt.	Tiempo	Sector 1	Sector 2	Sector 3	Km/h	T. Sesión
1	1:55.316	37.310	39.542	38.464	122.8	1:55.316
2	1:45.193	28.236	38.908	38.049	134.6	3:40.509
3	1:44.468	27.983	38.478	38.007	135.5	5:24.977
4	4:00.342 B	28.259	38.437	2:53.646	58.9	9:25.319
5	1:51.342	34.022	39.377	37.943	127.2	11:16.661
6	11:02.228 B	27.684	1:44.177	8:50.367	21.4	22:18.889
7	2:06.575	47.470	40.928	38.177	111.9	24:25.464
8	1:44.533	28.058	38.703	37.772	135.4	26:09.997
9	1:44.262	27.953	38.392	37.917	135.8	27:54.259
10	1:44.402	27.724	38.753	37.925	135.6	29:38.661
11	1:44.094	27.778	38.585	37.731	136.0	31:22.755

53 **DANIEL GONZALEZ** ESP
SP57 RACING TEAM

Vlt.	Tiempo	Sector 1	Sector 2	Sector 3	Km/h	T. Sesión
1	2:03.791	46.447	39.258	38.086	114.4	2:03.791
2	1:43.265	27.248	38.429	37.588	137.1	3:47.056
3	1:42.623	27.153	38.192	37.278	138.0	5:29.679
4	7:53.721 B	27.402	40.832	6:45.487	29.9	13:23.400
5	1:49.868	34.275	38.333	37.260	128.9	15:13.268
6	1:42.335	27.264	37.980	37.091	138.4	16:55.603
7	1:42.276	27.297	37.825	37.154	138.4	18:37.879
8	1:42.259	27.257	37.906	37.096	138.5	20:20.138
9	1:42.192	27.147	37.883	37.162	138.6	22:02.330
10	1:49.266	27.423	40.568	41.275	129.6	23:51.596
11	2:36.708 B	29.456	42.700	1:24.552	90.4	26:28.304
12	1:52.616	34.648	39.271	38.697	125.7	28:20.920
13	1:46.564	28.122	40.356	38.086	132.9	30:07.484

54 **MICHAL BULIK** SVK
NEW2 PROJECT

Vlt.	Tiempo	Sector 1	Sector 2	Sector 3	Km/h	T. Sesión
1	1:54.314	37.075	39.352	37.887	123.9	1:54.314
2	1:43.888	27.880	38.389	37.619	136.3	3:38.202
3	1:43.777	27.735	38.385	37.657	136.4	5:21.979

55 **ALEX TOLEDO** ESP
ANTONIBARCELONA XCTECH


Vlt.	Tiempo	Sector 1	Sector 2	Sector 3	Km/h	T. Sesión
1	1:52.829	35.175	39.618	38.036	125.5	1:52.829
2	1:43.189	27.556	38.269	37.364	137.2	3:36.018
3	1:42.357	27.086	38.157	37.114	138.3	5:18.375
4	1:43.004	27.153	38.393	37.458	137.5	7:01.379
5	1:42.549	27.052	38.230	37.267	138.1	8:43.928
6	7:32.739 B	27.120	39.564	6:26.055	31.3	16:16.667
7	1:49.754	33.902	38.595	37.257	129.0	18:06.421
8	1:42.594	27.161	38.310	37.123	138.0	19:49.015
9	1:41.959	26.978	37.955	37.026	138.9	21:30.974
10	1:42.294	27.197	38.009	37.088	138.4	23:13.268
11	1:46.975	27.078	41.762	38.135	132.4	25:00.243
12	1:42.447	27.100	38.106	37.241	138.2	26:42.690
13	1:49.314	27.065	42.083	40.166	129.5	28:32.004
14	1:43.090	26.985	38.138	37.967	137.3	30:15.094

59 **SERGIO JIMENEZ** ESP
I+DENT RACING TEAM

Vlt.	Tiempo	Sector 1	Sector 2	Sector 3	Km/h	T. Sesión
1	2:16.365	56.390	40.562	39.413	103.8	2:16.365
2	1:47.249	28.319	39.958	38.972	132.0	4:03.614
3	1:46.569	28.483	39.561	38.525	132.9	5:50.183
4	1:46.478	28.394	39.556	38.528	133.0	7:36.661
5	1:46.793	28.481	39.609	38.703	132.6	9:23.454
6	1:46.230	28.357	39.613	38.260	133.3	11:09.684
7	1:46.508	28.310	39.861	38.337	132.9	12:56.192
8	1:48.346	29.046	40.507	38.793	130.7	14:44.538
9	4:03.483 B	29.088	40.112	2:54.283	58.2	18:48.021
10	1:59.056	37.894	41.751	39.411	118.9	20:47.077
11	1:47.310	28.496	39.913	38.901	131.9	22:34.387
12	1:46.594	28.252	39.901	38.441	132.8	24:20.981
13	1:46.070	28.149	39.370	38.551	133.5	26:07.051
14	1:46.106	28.309	39.442	38.355	133.4	27:53.157
15	1:47.014	28.633	39.618	38.763	132.3	29:40.171
16	1:46.461	28.311	39.542	38.608	133.0	31:26.632

64 **DAVIDE FABBRI** ITA
H43 TEAM NOBBY

Vlt.	Tiempo	Sector 1	Sector 2	Sector 3	Km/h	T. Sesión
1	2:02.123	41.168	41.035	39.920	115.9	2:02.123
2	1:46.593	28.523	39.708	38.362	132.8	3:48.716
3	1:45.589	28.062	39.192	38.335	134.1	5:34.305
4	1:45.431	27.952	39.029	38.450	134.3	7:19.736
5	1:52.904	28.253	43.893	40.758	125.4	9:12.640




Supersport ESBK ENT. CRONOMETRADO

Análisis de sectores lentos

■ Mejor Personal ■ Mejor de la sesión ■ Cruzando por el pit lane

Vlt.	Tiempo	Sector 1	Sector 2	Sector 3	Km/h	T. Sesión	Vlt.	Tiempo	Sector 1	Sector 2	Sector 3	Km/h	T. Sesión
6	1:45.831	28.428	39.088	38.315	133.8	10:58.471	12	1:45.217	27.712	38.944	38.561	134.6	29:58.372
7	1:45.290	28.046	38.943	38.301	134.5	12:43.761	13	1:55.517	28.484	45.591	41.442	122.6	31:53.889
8	7:34.910	30.366	43.573	6:20.971	31.1	20:18.671	85 PEDRO N. ROMERO POR						
9	1:57.110	37.913	40.522	38.675	120.9	22:15.781	YAMAHA GV STRATOS YAMAHA GV STRATOS						
10	1:45.828	28.180	39.105	38.543	133.8	24:01.609	1	1:56.843	38.677	39.649	38.517	121.2	1:56.843
11	1:45.735	28.232	39.217	38.286	133.9	25:47.344	2	1:44.271	27.770	38.596	37.905	135.8	3:41.114
12	1:49.409	28.321	41.216	39.872	129.4	27:36.753	3	1:43.938	27.616	38.536	37.786	136.2	5:25.052
13	1:45.258	28.048	38.961	38.249	134.5	29:22.011	4	1:43.179	27.734	38.085	37.360	137.2	7:08.231
14	1:45.036	27.986	38.827	38.223	134.8	31:07.047	5	1:43.299	27.606	38.160	37.533	137.1	8:51.530
71 KIMI PATOVA FIN							86 MARIO MAYOR ESP						
RAM RACING YAMAHA RAM RACING YAMAHA							ANDOTRANS TEAM TORRENTÓ ANDOTRANS TEAM TORRENTÓ						
1	2:02.202	42.479	40.368	39.355	115.9	2:02.202	1	3:20.379	1:53.556	44.842	41.981	70.7	3:20.379
2	1:45.561	28.065	39.151	38.345	134.1	3:47.763	2	1:46.057	28.399	39.137	38.521	133.5	5:06.436
3	1:44.932	27.814	39.173	37.945	134.9	5:32.695	3	1:43.806	27.606	38.528	37.672	136.4	6:50.242
4	1:44.883	27.722	38.983	38.178	135.0	7:17.578	4	1:43.039	27.610	38.103	37.326	137.4	8:33.281
5	1:44.867	27.870	38.974	38.023	135.0	9:02.445	5	1:42.899	27.337	38.047	37.515	137.6	10:16.180
6	7:55.606	28.818	42.251	6:44.537	29.8	16:58.051	6	1:42.791	27.350	38.089	37.352	137.7	11:58.971
7	1:55.302	35.810	41.421	38.071	122.8	18:53.353	7	8:56.856	29.795	39.802	7:47.259	26.4	20:55.827
8	1:45.257	28.269	39.021	37.967	134.5	20:38.610	8	2:02.239	39.948	42.401	39.890	115.8	22:58.066
9	1:45.203	28.156	38.963	38.084	134.6	22:23.813	9	1:43.895	27.669	38.360	37.866	136.3	24:41.961
10	1:45.217	27.852	39.342	38.023	134.6	24:09.030	10	1:44.700	27.828	38.617	38.255	135.2	26:26.661
11	1:58.272	30.306	44.965	43.001	119.7	26:07.302	11	1:44.696	28.062	38.726	37.908	135.2	28:11.357
12	1:45.974	28.424	39.455	38.095	133.6	27:53.276	12	1:43.968	27.620	38.530	37.818	136.2	29:55.325
13	1:44.940	27.893	39.060	37.987	134.9	29:38.216	13	1:42.818	27.415	38.109	37.294	137.7	31:38.143
14	1:45.311	27.914	39.462	37.935	134.4	31:23.527	92 NIL ROIG ESP						
78 ANGEL HEREDIA ESP							SP57 RACING TEAM SP57 RACING TEAM						
MDR SPAINCIRCUITS MDR SPAINCIRCUITS							1	1:53.157	35.711	39.393	38.053	125.1	1:53.157
1	2:14.847	50.517	40.905	43.425	105.0	2:14.847	2	1:43.610	27.891	38.353	37.366	136.7	3:36.767
2	1:44.550	27.967	38.613	37.970	135.4	3:59.397	3	1:43.078	27.412	38.378	37.288	137.4	5:19.845
3	1:54.602	27.913	39.854	46.835	123.5	5:53.999	4	1:43.082	27.421	38.442	37.219	137.4	7:02.927
4	1:51.907	30.378	42.610	38.919	126.5	7:45.906	5	1:43.233	27.449	38.339	37.445	137.2	8:46.160
5	1:43.548	27.552	38.171	37.825	136.7	9:29.454	6	1:42.943	27.428	38.222	37.293	137.5	10:29.103
6	1:43.368	27.398	38.190	37.780	137.0	11:12.822	7	1:42.803	27.327	38.194	37.282	137.7	12:11.906
7	7:25.161	29.580	48.434	6:07.147	31.8	18:37.983	8	6:44.740	27.850	39.121	5:37.769	35.0	18:56.646
8	1:56.754	37.056	41.283	38.415	121.3	20:34.737	9	2:06.537	43.947	45.166	37.424	111.9	21:03.183
9	1:43.218	27.460	38.116	37.642	137.2	22:17.955	10	1:42.600	27.420	38.124	37.056	138.0	22:45.783
10	1:59.119	27.229	48.067	43.823	118.9	24:17.074	11	1:42.343	27.294	37.980	37.069	138.3	24:28.126
11	1:44.046	27.316	38.105	38.625	136.1	26:01.120	12	1:42.350	27.265	38.019	37.066	138.3	26:10.476
12	1:42.937	27.413	37.940	37.584	137.5	27:44.057	13	1:50.965	35.172	38.622	37.171	127.6	28:01.441
13	1:43.421	27.501	38.018	37.902	136.9	29:27.478	14	1:42.760	27.312	38.231	37.217	137.8	29:44.201
14	1:43.047	27.457	38.021	37.569	137.4	31:10.525	15	1:42.695	27.272	38.187	37.236	137.9	31:26.896
81 FELIX NASSI FIN							93 MATHIAS POULSEN DEN						
MDR SPAINCIRCUITS MDR SPAINCIRCUITS							MDS RACING TEAM MDS RACING TEAM						
1	2:37.063	1:17.284	40.498	39.281	90.1	2:37.063	1	2:51.413	1:29.962	41.899	39.552	82.6	2:51.413
2	1:45.957	28.228	39.248	38.481	133.6	4:23.020	2	1:46.445	28.695	39.276	38.474	133.0	4:37.858
3	1:45.026	27.720	39.091	38.215	134.8	6:08.046	3	1:44.645	28.086	38.596	37.963	135.3	6:22.503
4	1:45.132	27.904	38.950	38.278	134.7	7:53.178	4	1:45.489	27.702	39.441	38.346	134.2	8:07.992
5	5:58.788	32.824	43.190	4:42.774	39.5	13:51.966	5	1:43.823	27.728	38.220	37.875	136.4	9:51.815
6	1:54.242	35.146	40.158	38.938	123.9	15:46.208	6	1:43.269	27.609	38.247	37.413	137.1	11:35.084
7	1:44.630	27.824	38.773	38.033	135.3	17:30.838	7	9:59.700	28.952	40.390	8:50.358	23.6	21:34.784
8	1:44.213	27.792	38.566	37.855	135.9	19:15.051	8	1:54.498	36.328	40.039	38.131	123.7	23:29.282
9	5:03.680	27.645	38.985	3:57.050	46.6	24:18.731	9	1:43.232	27.643	38.327	37.262	137.2	25:12.514
10	2:09.252	47.159	43.211	38.882	109.5	26:27.983	10	1:42.617	27.488	37.930	37.199	138.0	26:55.131
11	1:45.172	27.937	39.032	38.203	134.6	28:13.155							



Supersport ESBK ENT. CRONOMETRADO

Análisis de sectores lentos

■ Mejor Personal ■ Mejor de la sesión B Cruzando por el pit lane

Vlt.	Tiempo	Sector 1	Sector 2	Sector 3	Km/h	T. Sesión	Vlt.	Tiempo	Sector 1	Sector 2	Sector 3	Km/h	T. Sesión
11	1:44.881	27.863	39.029	37.989	135.0	28:40.012							
12	1:46.859	27.788	39.827	39.244	132.5	30:26.871							

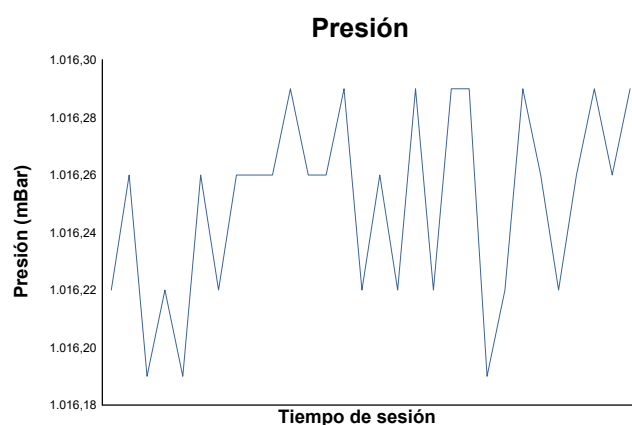
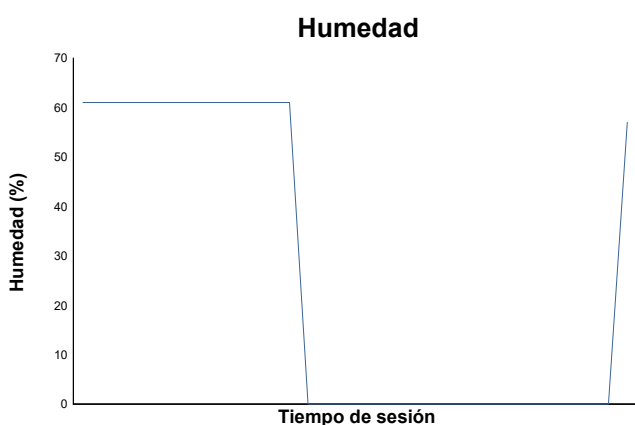
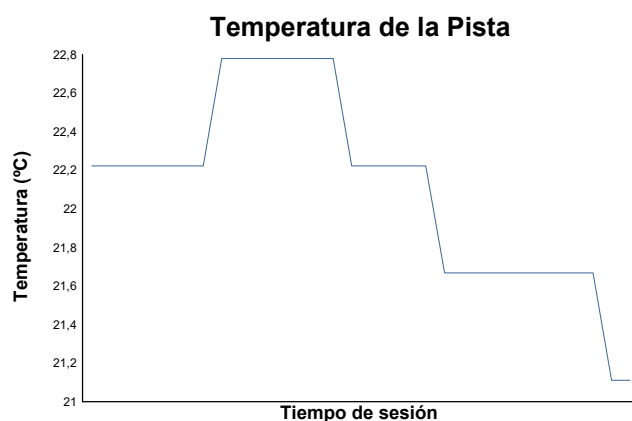
94 ANDRES P. GONZALEZ ARG						
EASYRACE TEAM			EASYRACE TEAM			
1	3:29.135	2:07.675	41.967	39.493	67.7	3:29.135
2	1:43.853	27.793	38.360	37.700	136.3	5:12.988
3	1:43.349	27.946	37.950	37.453	137.0	6:56.337
4	1:42.903	27.324	37.994	37.585	137.6	8:39.240
5	1:43.072	27.371	38.105	37.596	137.4	10:22.312
6	9:03.335B	28.835	39.589	7:54.911	26.1	19:25.647
7	1:52.509	36.025	38.792	37.692	125.8	21:18.156
8	1:44.264	27.508	38.984	37.772	135.8	23:02.420
9	1:42.124	27.359	37.607	37.158	138.6	24:44.544
10	2:02.586B	27.144	37.863	57.579	115.5	26:47.130
11	1:58.024	39.037	40.290	38.697	120.0	28:45.154
12	1:44.129	27.449	38.637	38.043	136.0	30:29.283

95 VERTTI TAKALA FIN						
KALLIO RACING			KALLIO RACING			
1	3:31.170	2:12.903	39.017	39.250	67.0	3:31.170
2	1:41.970	27.153	37.741	37.076	138.9	5:13.140
3	6:34.509B	30.581	42.659	5:21.269	35.9	11:47.649
4	1:48.374	32.642	38.326	37.406	130.6	13:36.023
5	1:41.989	27.222	37.765	37.002	138.8	15:18.012
6	1:41.742	27.036	37.806	36.900	139.2	16:59.754
7	1:46.490	28.956	39.529	38.005	133.0	18:46.244
8	1:41.686	27.134	37.764	36.788	139.2	20:27.930
9	1:41.065	26.905	37.397	36.763	140.1	22:08.995
10	1:41.452	26.864	37.703	36.885	139.6	23:50.447
11	1:41.693	26.935	37.726	37.032	139.2	25:32.140
12	1:41.902	27.045	37.834	37.023	138.9	27:14.042
13	1:41.835	27.037	37.881	36.917	139.0	28:55.877

96 DAVID SANCHIS ESP						
MRE TALENT			MRE TALENT			
1	2:01.827	45.203	39.006	37.618	116.2	2:01.827
2	1:42.068	27.215	37.698	37.155	138.7	3:43.895
3	1:41.183	27.014	37.383	36.786	139.9	5:25.078
4	8:25.934B	29.760	38.694	7:17.480	28.0	13:51.012
5	1:49.718	33.893	38.510	37.315	129.0	15:40.730
6	1:41.894	27.225	37.572	37.097	139.0	17:22.624
7	5:09.528B	27.158	38.107	4:04.263	45.7	22:32.152
8	1:48.474	33.278	38.210	36.986	130.5	24:20.626
9	1:41.409	26.947	37.478	36.984	139.6	26:02.035
10	1:42.046	26.890	37.846	37.310	138.7	27:44.081
11	1:41.215	26.876	37.372	36.967	139.9	29:25.296
12	1:41.437	27.048	37.518	36.871	139.6	31:06.733



ESBK
Supersport
ENT. CRONOMETRADO
Informe meteorológico



Estado de pista: **SECO**