



SBK Junior ESBK LIBRES 2

Clasificación

Nº	Piloto	Nac	Equipo	Moto	Neum. Cl.	Tiempo	Vlt.	Total	Dif.	Km/h
1	98 DANIEL MOGEDA	ESP	ESP SOLUTIONS MOTAP RACING TEAM	KAWASAKI	PIRELLI K	1:52.427	3	18	-	125.9
2	74 JUAN A. CONESA	ESP	TEAM LAGLISSE		PIRELLI	1:52.514	14	16	+0.087	125.8
3	44 ERIC FERNANDEZ	ESP	TEAM SPEED RACING	KAWASAKI	PIRELLI K	1:52.635	14	15	+0.208	125.7
4	91 BORJA JIMENEZ	ESP	ESP SOLUTIONS MOTAP RACING TEAM	KAWASAKI	PIRELLI K	1:52.789	16	19	+0.362	125.5
5	72 YERAY RUIZ	ESP	YAMAHA MS RACING	YAMAHA	PIRELLI Y	1:52.884	3	16	+0.457	125.4
6	94 FACUNDO A. LLAMBIAS	URU	KAWASAKI PL RACING JUNIOR TEAM	KAWASAKI	PIRELLI K	1:52.886	2	17	+0.459	125.4
7	26 JOSE M OSUNA	ESP	DEZA - BOX 77 RACING TEAM	KAWASAKI	PIRELLI K	1:53.005	9	18	+0.578	125.3
8	47 FERRAN HERNANDEZ	ESP	TEAM BOX 64	HONDA	PIRELLI	1:53.331	7	13	+0.904	124.9
9	8 CARLOS GIMENEZ	ESP	ARCO-MOTOR UNIVERSITY TEAM	YAMAHA	PIRELLI Y	1:53.367	5	12	+0.940	124.9
10	27 ALVARO DIAZ	ESP	ARCO MOTOR UNIVERSITY TEAM	YAMAHA	PIRELLI Y	1:53.396	4	14	+0.969	124.9
11	48 JULIO GARCIA	ESP	ESP SOLUTIONS MOTAP RACING TEAM	KAWASAKI	PIRELLI K	1:53.474	15	18	+1.047	124.8
12	25 DEAN BERTA	ESP	MDR SPAINCIRCUITS	YAMAHA	PIRELLI	1:53.530	7	18	+1.103	124.7
13	31 MAX SANCHEZ	ESP	ETG RACING	YAMAHA	PIRELLI Y	1:53.623	10	16	+1.196	124.6
14	20 JAVIER CORRAL	ESP	ARCO-MOTOR UNIVERSITY TEAM	YAMAHA	PIRELLI Y	1:53.880	3	14	+1.453	124.3
15	81 JUAN E. RIVERA	COL	AUSTIN RACING VHC LIQUI MOLY	KAWASAKI	PIRELLI K	1:53.957	2	14	+1.530	124.2
16	17 SAMUEL DIAZ	ESP	TECNIRACING	KAWASAKI	PIRELLI K	1:53.978	3	18	+1.551	124.2
17	28 VALENTIN PERRONE	ARG			PIRELLI	1:54.111	6	21	+1.684	124.1
18	18 JOAN SANTOS	ESP	QRG MOTOR RACING	KAWASAKI	PIRELLI K	1:54.198	14	18	+1.771	124.0
19	35 YERAY SAIZ	ESP	KAWASAKI PL RACING JUNIOR TEAM	KAWASAKI	PIRELLI K	1:54.218	12	14	+1.791	124.0
20	53 HECTOR YEBRA	ESP	HYCOMPETICION	KAWASAKI	PIRELLI K	1:54.447	4	17	+2.020	123.7
21	56 DAYRON MORILLAS	ESP	YAMAHA MS RACING	YAMAHA	PIRELLI Y	1:54.616	2	10	+2.189	123.5
22	57 ANTONIO TORRES	ESP	DEZA - BOX 77 RACING TEAM	KAWASAKI	PIRELLI K	1:54.815	6	13	+2.388	123.3
23	2 NATALIA RIVERA	ESP	I+DENT RACING TEAM	YAMAHA	PIRELLI Y	1:55.045	11	18	+2.618	123.1
24	51 JUAN P. URIOSTEGUI	MEX	I+DENT RACING TEAM	YAMAHA	PIRELLI Y	1:55.332	9	18	+2.905	122.8
25	77 BRUNO BAÑOS	ESP	DEZA - BOX 77 RACING TEAM	KAWASAKI	PIRELLI K	1:55.787	8	14	+3.360	122.3
26	33 GONZALO SANCHEZ	ESP	ETG RACING	YAMAHA	PIRELLI Y	1:56.649	4	16	+4.222	121.4
27	65 ENZO MACCAPANI	BRA	TEAM BRASIL BY MS RACING	YAMAHA	PIRELLI	1:56.845	6	16	+4.418	121.2
28	32 RODRIGO VALENTE	POR	GV STRATOS RACING TEAM	YAMAHA	PIRELLI Y	1:57.050	16	19	+4.623	121.0
29	16 MICHAL A. BUDZIASZEK	POL	I+DENT RACING TEAM	YAMAHA	PIRELLI Y	1:57.213	3	17	+4.786	120.8
30	6 GUILHERME MARQUES	POR	MIGUEL OLIVEIRA FAN CLUB	YAMAHA	PIRELLI	1:57.564	14	16	+5.137	120.4

Vuelta rápida: Vlt. 3 DANIEL MOGEDA 1:52.427 125.9 Km/h

Hora de publicación:

Estado de pista: **SECO**

Director de Carrera:	Jefe de Cronometraje:
----------------------	-----------------------



SBK Junior ESBK LIBRES 2


Clasificación por Clase

Nº Piloto	Nac	Equipo	Moto	Tiempo	Vlt. Total	Dif.	Km/h	
K								
1	98	DANIEL MOGEDA	ESP	ESP SOLUTIONS MOTAP RACING TEAM	KAWASAKI	1:52.427	3 18	125.9
2	44	ERIC FERNANDEZ	ESP	TEAM SPEED RACING	KAWASAKI	1:52.635	14 15	+0.208 +0.208 125.7
3	91	BORJA JIMENEZ	ESP	ESP SOLUTIONS MOTAP RACING TEAM	KAWASAKI	1:52.789	16 19	+0.362 +0.154 125.5
4	94	FACUNDO A. LLAMBIAS	URU	KAWASAKI PL RACING JUNIOR TEAM	KAWASAKI	1:52.886	2 17	+0.459 +0.097 125.4
5	26	JOSE M OSUNA	ESP	DEZA - BOX 77 RACING TEAM	KAWASAKI	1:53.005	9 18	+0.578 +0.119 125.3
6	48	JULIO GARCIA	ESP	ESP SOLUTIONS MOTAP RACING TEAM	KAWASAKI	1:53.474	15 18	+1.047 +0.469 124.8
7	81	JUAN E. RIVERA	COL	AUSTIN RACING VHC LIQUI MOLY	KAWASAKI	1:53.957	2 14	+1.530 +0.483 124.2
8	17	SAMUEL DIAZ	ESP	TECNIRACING	KAWASAKI	1:53.978	3 18	+1.551 +0.021 124.2
9	18	JOAN SANTOS	ESP	QRG MOTOR RACING	KAWASAKI	1:54.198	14 18	+1.771 +0.220 124.0
10	35	YERAY SAIZ	ESP	KAWASAKI PL RACING JUNIOR TEAM	KAWASAKI	1:54.218	12 14	+1.791 +0.020 124.0
11	53	HECTOR YEBRA	ESP	HYCOMPETICION	KAWASAKI	1:54.447	4 17	+2.020 +0.229 123.7
12	57	ANTONIO TORRES	ESP	DEZA - BOX 77 RACING TEAM	KAWASAKI	1:54.815	6 13	+2.388 +0.368 123.3
13	77	BRUNO BAÑOS	ESP	DEZA - BOX 77 RACING TEAM	KAWASAKI	1:55.787	8 14	+3.360 +0.972 122.3
Y								
1	72	YERAY RUIZ	ESP	YAMAHA MS RACING	YAMAHA	1:52.884	3 16	125.4
2	8	CARLOS GIMENEZ	ESP	ARCO-MOTOR UNIVERSITY TEAM	YAMAHA	1:53.367	5 12	+0.483 +0.483 124.9
3	27	ALVARO DIAZ	ESP	ARCO MOTOR UNIVERSITY TEAM	YAMAHA	1:53.396	4 14	+0.512 +0.029 124.9
4	31	MAX SANCHEZ	ESP	ETG RACING	YAMAHA	1:53.623	10 16	+0.739 +0.227 124.6
5	20	JAVIER CORRAL	ESP	ARCO-MOTOR UNIVERSITY TEAM	YAMAHA	1:53.880	3 14	+0.996 +0.257 124.3
6	56	DAYRON MORILLAS	ESP	YAMAHA MS RACING	YAMAHA	1:54.616	2 10	+1.732 +0.736 123.5
7	2	NATALIA RIVERA	ESP	I+DENT RACING TEAM	YAMAHA	1:55.045	11 18	+2.161 +0.429 123.1
8	51	JUAN P. URIOSTEGUI	MEX	I+DENT RACING TEAM	YAMAHA	1:55.332	9 18	+2.448 +0.287 122.8
9	33	GONZALO SANCHEZ	ESP	ETG RACING	YAMAHA	1:56.649	4 16	+3.765 +1.317 121.4
10	32	RODRIGO VALENTE	POR	GV STRATOS RACING TEAM	YAMAHA	1:57.050	16 19	+4.166 +0.401 121.0
11	16	MICHAL A. BUDZIASZEK	POL	I+DENT RACING TEAM	YAMAHA	1:57.213	3 17	+4.329 +0.163 120.8

Hora de publicación:

Estado de pista: **SECO**


Director de Carrera:	Jefe de Cronometraje:
----------------------	-----------------------



SBK Junior
ESBK
LIBRES 2

Mejores tiempos de sector


Sector 1			Sector 2		Sector 3				Vuelta Ideal	Mejor Vuelta
Pos	Nº Piloto	Tiempo	Nº Piloto	Tiempo	Nº Piloto	Tiempo	Pos	Nº Piloto		
1	98 D.MOGEDA	30.537	74 J.CONESA	40.353	44 E.FERNANDEZ	40.998	1	98 D.MOGEDA	1:52.205	1:52.427 (1)
2	72 Y.RUIZ	30.688	72 Y.RUIZ	40.445	98 D.MOGEDA	41.053	2	74 J.CONESA	1:52.300	1:52.514 (2)
3	94 F.LLAMBIAS	30.769	44 E.FERNANDEZ	40.490	26 J.OSUNA	41.064	3	44 E.FERNANDEZ	1:52.441	1:52.635 (3)
4	81 J.RIVERA	30.789	91 B.JIMENEZ	40.543	91 B.JIMENEZ	41.074	4	72 Y.RUIZ	1:52.482	1:52.884 (5)
5	25 D.BERTA	30.796	27 A.DIAZ	40.575	74 J.CONESA	41.100	5	26 J.OSUNA	1:52.580	1:53.005 (7)
6	26 J.OSUNA	30.800	8 C.GIMENEZ	40.581	94 F.LLAMBIAS	41.170	6	91 B.JIMENEZ	1:52.653	1:52.789 (4)
7	47 F.HERNANDEZ	30.835	98 D.MOGEDA	40.615	31 M.SANCHEZ	41.327	7	94 F.LLAMBIAS	1:52.712	1:52.886 (6)
8	74 J.CONESA	30.847	26 J.OSUNA	40.716	48 J.GARCIA	41.348	8	48 J.GARCIA	1:52.999	1:53.474 (11)
9	17 S.DIAZ	30.862	48 J.GARCIA	40.773	72 Y.RUIZ	41.349	9	8 C.GIMENEZ	1:53.015	1:53.367 (9)
10	48 J.GARCIA	30.878	94 F.LLAMBIAS	40.773	20 J.CORRAL	41.367	10	27 A.DIAZ	1:53.073	1:53.396 (10)
11	44 E.FERNANDEZ	30.953	25 D.BERTA	40.834	8 C.GIMENEZ	41.385	11	20 J.CORRAL	1:53.246	1:53.880 (14)
12	31 M.SANCHEZ	30.954	20 J.CORRAL	40.914	27 A.DIAZ	41.448	12	47 F.HERNANDEZ	1:53.267	1:53.331 (8)
13	20 J.CORRAL	30.965	47 F.HERNANDEZ	40.975	18 J.SANTOS	41.452	13	25 D.BERTA	1:53.292	1:53.530 (12)
14	2 N.RIVERA	31.003	31 M.SANCHEZ	41.031	47 F.HERNANDEZ	41.457	14	31 M.SANCHEZ	1:53.312	1:53.623 (13)
15	91 B.JIMENEZ	31.036	57 A.TORRES	41.046	35 Y.SAIZ	41.501	15	81 J.RIVERA	1:53.411	1:53.957 (15)
16	8 C.GIMENEZ	31.049	35 Y.SAIZ	41.049	17 S.DIAZ	41.551	16	35 Y.SAIZ	1:53.687	1:54.218 (19)
17	27 A.DIAZ	31.050	81 J.RIVERA	41.062	81 J.RIVERA	41.560	17	17 S.DIAZ	1:53.838	1:53.978 (16)
18	53 H.YEBRA	31.065	56 D.MORILLAS	41.067	28 V.PERRONE	41.562	18	28 V.PERRONE	1:53.938	1:54.111 (17)
19	35 Y.SAIZ	31.137	28 V.PERRONE	41.129	25 D.BERTA	41.662	19	18 J.SANTOS	1:54.007	1:54.198 (18)
20	56 D.MORILLAS	31.214	18 J.SANTOS	41.221	56 D.MORILLAS	41.785	20	56 D.MORILLAS	1:54.066	1:54.616 (21)
21	28 V.PERRONE	31.247	2 N.RIVERA	41.254	57 A.TORRES	41.870	21	2 N.RIVERA	1:54.135	1:55.045 (23)
22	18 J.SANTOS	31.334	51 J.URIOSTEGUI	41.336	2 N.RIVERA	41.878	22	57 A.TORRES	1:54.342	1:54.815 (22)
23	57 A.TORRES	31.426	17 S.DIAZ	41.425	53 H.YEBRA	41.935	23	53 H.YEBRA	1:54.426	1:54.447 (20)
24	65 E.MACCAPANI	31.505	53 H.YEBRA	41.426	51 J.URIOSTEGUI	41.939	24	51 J.URIOSTEGUI	1:55.073	1:55.332 (24)
25	33 G.SANCHEZ	31.792	77 B.BAÑOS	41.728	77 B.BAÑOS	42.047	25	77 B.BAÑOS	1:55.632	1:55.787 (25)
26	51 J.URIOSTEGUI	31.798	65 E.MACCAPANI	42.002	33 G.SANCHEZ	42.491	26	65 E.MACCAPANI	1:56.177	1:56.845 (27)
27	77 B.BAÑOS	31.857	32 R.VALENTE	42.066	65 E.MACCAPANI	42.670	27	33 G.SANCHEZ	1:56.365	1:56.649 (26)
28	6 G.MARQUES	31.971	33 G.SANCHEZ	42.082	16 M.BUDZIASZEK	42.691	28	32 R.VALENTE	1:56.869	1:57.050 (28)
29	32 R.VALENTE	32.085	16 M.BUDZIASZEK	42.175	32 R.VALENTE	42.718	29	6 G.MARQUES	1:56.924	1:57.564 (30)
30	16 M.BUDZIASZEK	32.148	6 G.MARQUES	42.183	6 G.MARQUES	42.770	30	16 M.BUDZIASZEK	1:57.014	1:57.213 (29)



SBK Junior ESBK Después de LIBRES 2

Velocidad máxima del evento


Nº Piloto	Equipo	Moto	Clase	V.Max	Vit.	Sesión
48 JULIO GARCIA	ESP SOLUTIONS MOTAP RACING TEAM	KAWASAKI	K	199.3	7	LIBRES 1
47 FERRAN HERNANDEZ	TEAM BOX 64	HONDA		198.9	3	LIBRES 1
98 DANIEL MOGEDA	ESP SOLUTIONS MOTAP RACING TEAM	KAWASAKI	K	198.9	3	LIBRES 1
72 YERAY RUIZ	YAMAHA MS RACING	YAMAHA	Y	196.4	4	LIBRES 1
91 BORJA JIMENEZ	ESP SOLUTIONS MOTAP RACING TEAM	KAWASAKI	K	195.7	3	LIBRES 1
94 FACUNDO A. LLAMBIAS	KAWASAKI PL RACING JUNIOR TEAM	KAWASAKI	K	194.6	3	LIBRES 1
8 CARLOS GIMENEZ	ARCO-MOTOR UNIVERSITY TEAM	YAMAHA	Y	193.5	2	LIBRES 1
26 JOSE M OSUNA	DEZA - BOX 77 RACING TEAM	KAWASAKI	K	193.2	5	LIBRES 1
56 DAYRON MORILLAS	YAMAHA MS RACING	YAMAHA	Y	193.2	6	LIBRES 1
57 ANTONIO TORRES	DEZA - BOX 77 RACING TEAM	KAWASAKI	K	193.2	6	LIBRES 1
16 MICHAL A. BUDZIASZEK	I+DENT RACING TEAM	YAMAHA	Y	192.9	3	LIBRES 1
32 RODRIGO VALENTE	GV STRATOS RACING TEAM	YAMAHA	Y	191.5	3	LIBRES 1
44 ERIC FERNANDEZ	TEAM SPEED RACING	KAWASAKI	K	191.5	4	LIBRES 1
25 DEAN BERTA	MDR SPAINCIRCUITS	YAMAHA		191.2	6	LIBRES 1
17 SAMUEL DIAZ	TECNIRACING	KAWASAKI	K	190.8	7	LIBRES 1
27 ALVARO DIAZ	ARCO MOTOR UNIVERSITY TEAM	YAMAHA	Y	190.5	4	LIBRES 1
28 VALENTIN PERRONE				190.5	8	LIBRES 1
51 JUAN P. URIOSTEGUI	I+DENT RACING TEAM	YAMAHA	Y	190.5	3	LIBRES 1
20 JAVIER CORRAL	ARCO-MOTOR UNIVERSITY TEAM	YAMAHA	Y	190.1	2	LIBRES 1
77 BRUNO BAÑOS	DEZA - BOX 77 RACING TEAM	KAWASAKI	K	190.1	2	LIBRES 1
2 NATALIA RIVERA	I+DENT RACING TEAM	YAMAHA	Y	189.8	9	LIBRES 1
18 JOAN SANTOS	QRG MOTOR RACING	KAWASAKI	K	189.5	6	LIBRES 1
74 JUAN A. CONESA	TEAM LAGLISSE			189.5	3	LIBRES 1
31 MAX SANCHEZ	ETG RACING	YAMAHA	Y	189.1	4	LIBRES 1
53 HECTOR YEBRA	HYCOMPETICION	KAWASAKI	K	188.8	6	LIBRES 1
35 YERAY SAIZ	KAWASAKI PL RACING JUNIOR TEAM	KAWASAKI	K	188.2	2	LIBRES 1
81 JUAN E. RIVERA	AUSTIN RACING VHC LIQUI MOLY	KAWASAKI	K	187.5	3	LIBRES 1
6 GUILHERME MARQUES	MIGUEL OLIVEIRA FAN CLUB	YAMAHA		184.9	2	LIBRES 1
33 GONZALO SANCHEZ	ETG RACING	YAMAHA	Y	183.1	4	LIBRES 2
65 ENZO MACCAPANI	TEAM BRASIL BY MS RACING	YAMAHA		182.1	9	LIBRES 1



SBK Junior ESBK LIBRES 2

Secuencia de vueltas rápidas

T. Sesión	Nº Piloto	Equipo	Moto	Clase	Tiempo	Km/h	Vlt.
4:10.751	32 RODRIGO VALENTE	GV STRATOS RACING TEAM	YAMAHA	Y	1:58.292	119.7	2
4:11.168	16 MICHAL A. BUDZIASZEK	I+DENT RACING TEAM	YAMAHA	Y	1:58.234	119.8	2
4:21.258	28 VALENTIN PERRONE				1:55.075	123.0	2
4:35.352	74 JUAN A. CONESA	TEAM LAGLISSE			1:53.915	124.3	2
4:38.504	94 FACUNDO A. LLAMBIAS	KAWASAKI PL RACING JUNIOR TEAM	KAWASAKI	K	1:52.886	125.4	2
6:30.720	72 YERAY RUIZ	YAMAHA MS RACING	YAMAHA	Y	1:52.884	125.4	3
6:32.860	98 DANIEL MOGEDA	ESP SOLUTIONS MOTAP RACING TEAM	KAWASAKI	K	1:52.427	125.9	3



SBK Junior
ESBK
LIBRES 2

Análisis de sectores lentos (114%)

■ Mejor Personal ■ Mejor de la sesión ■ Cruzando por el pit lane

Vlt.	Tiempo	Sector 1	Sector 2	Sector 3	Km/h	T. Sesión	Vlt.	Tiempo	Sector 1	Sector 2	Sector 3	Km/h	T. Sesión
2	NATALIA RIVERA ESP I+DENT RACING TEAM YAMAHA						16	MICHAL A. BUDZIASZEK POL I+DENT RACING TEAM YAMAHA					
1	2:19.126	44.614	48.730	45.782	101.8	2:19.126	1	2:12.934	45.254	44.040	43.640	106.5	2:12.934
2	1:58.425	32.682	43.064	42.679	119.6	4:17.551	2	1:58.234	32.504	42.792	42.938	119.8	4:11.168
3	2:07.137	32.436	42.438	52.263	111.4	6:24.688	3	1:57.213	32.148	42.374	42.691	120.8	6:08.381
4	2:02.505	37.380	42.205	42.920	115.6	8:27.193	4	1:57.313	32.220	42.275	42.818	120.7	8:05.694
5	1:55.904	31.746	42.049	42.109	122.2	10:23.097	5	1:57.622	32.347	42.175	43.100	120.4	10:03.316
6	1:55.578	31.540	41.951	42.087	122.5	12:18.675	6	3:31.995	32.405	44.465	2:15.125	66.8	13:35.311
7	1:56.123	31.652	41.963	42.508	121.9	14:14.798	7	2:03.612	37.713	42.823	43.076	114.5	15:38.923
8	1:56.097	31.623	42.223	42.251	122.0	16:10.895	8	1:57.656	32.505	42.328	42.823	120.3	17:36.579
9	1:58.045	32.238	43.056	42.751	119.9	18:08.940	9	2:04.332	38.339	42.979	43.014	113.9	19:40.911
10	1:57.448	33.687	41.883	41.878	120.6	20:06.388	10	1:58.669	32.788	42.984	42.897	119.3	21:39.580
11	1:55.045	31.234	41.637	42.174	123.1	22:01.433	11	6:17.692	32.603	43.938	5:01.151	37.5	27:57.272
12	1:55.409	31.680	41.633	42.096	122.7	23:56.842	12	2:15.964	43.118	49.688	43.158	104.1	30:13.236
13	3:33.100	32.171	42.393	2:18.536	66.4	27:29.942	13	1:57.312	32.170	42.366	42.776	120.7	32:10.548
14	2:09.150	41.201	44.469	43.480	109.6	29:39.092	14	1:58.397	32.438	42.696	43.263	119.6	34:08.945
15	1:56.732	32.314	42.132	42.286	121.3	31:35.824	15	1:59.314	33.011	42.987	43.316	118.7	36:08.259
16	1:57.115	32.056	42.549	42.510	120.9	33:32.939	16	1:59.000	32.942	43.079	42.979	119.0	38:07.259
17	1:55.248	31.710	41.254	42.284	122.9	35:28.187	17	1:58.848	32.254	42.967	43.627	119.1	40:06.107
18	4:27.131	31.003	41.384	3:14.744	53.0	39:55.318							
6	GUILHERME MARQUES POR MIGUEL OLIVEIRA FAN CLUB YAMAHA						17	SAMUEL DIAZ ESP TECNIRACING KAWASAKI					
1	2:50.749	1:22.064	44.852	43.833	82.9	2:50.749	1	2:45.360	1:18.634	44.489	42.237	85.6	2:45.360
2	1:59.417	32.793	43.184	43.440	118.6	4:50.166	2	1:55.390	31.456	42.101	41.833	122.7	4:40.750
3	1:58.142	32.271	42.808	43.063	119.8	6:48.308	3	1:53.978	30.977	41.425	41.576	124.2	6:34.728
4	1:57.836	32.218	42.668	42.950	120.2	8:46.144	4	1:54.767	30.862	42.002	41.903	123.4	8:29.495
5	1:58.480	32.344	42.584	43.552	119.5	10:44.624	5	1:54.516	31.178	41.787	41.551	123.6	10:24.011
6	1:58.293	32.320	42.737	43.236	119.7	12:42.917	6	1:54.682	31.353	41.502	41.827	123.5	12:18.693
7	1:58.607	32.619	42.625	43.363	119.4	14:41.524	7	1:54.744	31.298	41.710	41.736	123.4	14:13.437
8	1:57.586	32.191	42.625	42.770	120.4	16:39.110	8	2:02.493	31.579	48.799	42.115	115.6	16:15.930
9	10:59.307	32.748	42.586	9:43.973	21.5	27:38.417	9	1:55.123	31.427	41.836	41.860	123.0	18:11.053
10	2:05.280	38.873	43.086	43.321	113.0	29:43.697	10	1:54.918	31.437	41.457	42.024	123.2	20:05.971
11	1:58.092	31.971	42.794	43.327	119.9	31:41.789	11	1:54.682	31.436	41.547	41.699	123.5	22:00.653
12	1:58.022	32.295	42.486	43.241	120.0	33:39.811	12	4:06.813	31.672	43.842	2:51.299	57.4	26:07.466
13	1:57.713	32.025	42.530	43.158	120.3	35:37.524	13	2:07.471	44.098	41.668	41.705	111.1	28:14.937
14	1:57.564	32.114	42.339	43.111	120.4	37:35.088	14	1:55.949	31.998	42.009	41.942	122.1	30:10.886
15	1:57.610	32.301	42.183	43.126	120.4	39:32.698	15	2:01.220	36.145	43.230	41.845	116.8	32:12.106
16	1:57.647	32.213	42.628	42.806	120.3	41:30.345	16	3:50.865	31.335	44.193	2:35.337	61.3	36:02.971
							17	2:05.457	38.483	44.600	42.374	112.9	38:08.428
							18	2:06.282	36.940	47.523	41.819	112.1	40:14.710
8	CARLOS GIMENEZ ESP ARCO-MOTOR UNIVERSITY TEAM YAMAHA						18	JOAN SANTOS ESP QRG MOTOR RACING KAWASAKI					
1	3:10.019	1:46.019	41.767	42.233	74.5	3:10.019	1	3:13.216	1:49.117	42.059	42.040	73.3	3:13.216
2	1:54.949	31.255	41.189	42.505	123.2	5:04.968	2	1:54.815	31.569	41.433	41.813	123.3	5:08.031
3	1:53.960	31.057	40.900	42.003	124.2	6:58.928	3	1:54.240	31.425	41.363	41.452	123.9	7:02.271
4	1:53.811	31.514	40.912	41.385	124.4	8:52.739	4	1:54.547	31.491	41.322	41.734	123.6	8:56.818
5	1:53.367	31.074	40.596	41.697	124.9	10:46.106	5	1:55.022	31.711	41.374	41.937	123.1	10:51.840
6	8:32.707	31.441	45.221	7:16.045	27.6	19:18.813	6	2:00.931	31.804	41.916	47.211	117.1	12:52.771
7	2:22.085	54.973	43.511	43.601	99.7	21:40.898	7	6:00.953	31.738	41.637	4:47.578	39.2	18:53.724
8	2:05.872	31.498	41.258	53.116	112.5	23:46.770	8	2:11.635	47.692	41.870	42.073	107.6	21:05.359
9	2:06.730	40.445	43.734	42.551	111.7	25:53.500	9	1:59.812	31.868	45.448	42.496	118.2	23:05.171
10	1:53.989	31.602	40.581	41.806	124.2	27:47.489	10	1:59.219	32.311	44.177	42.731	118.8	25:04.390
11	1:53.969	31.250	41.175	41.544	124.2	29:41.458	11	1:55.367	32.191	41.278	41.898	122.7	26:59.757
12	1:53.569	31.049	40.732	41.788	124.7	31:35.027	12	1:54.596	31.603	41.242	41.751	123.6	28:54.353
							13	1:54.551	31.606	41.257	41.688	123.6	30:48.904

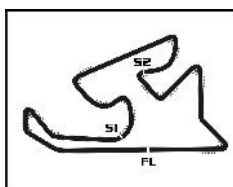


SBK Junior
ESBK
LIBRES 2

Análisis de sectores lentos (114%)

■ Mejor Personal ■ Mejor de la sesión ■ Cruzando por el pit lane


Vlt.	Tiempo	Sector 1	Sector 2	Sector 3	Km/h	T. Sesión	Vlt.	Tiempo	Sector 1	Sector 2	Sector 3	Km/h	T. Sesión
14	1:54.198	31.334	41.221	41.643	124.0	32:43.102	12	2:08.041	44.663	41.558	41.820	110.6	28:14.392
15	2:00.519	31.504	45.422	43.593	117.5	34:43.621	13	1:53.496	31.248	40.941	41.307	124.8	30:07.888
16	1:59.988	36.262	41.528	42.198	118.0	36:43.609	14	2:03.730	38.422	43.260	42.048	114.4	32:11.618
17	1:58.292	31.459	44.492	42.341	119.7	38:41.901	15	2:49.262B	31.279	44.144	1:33.839	83.7	35:00.880
18	1:56.273	32.209	41.873	42.191	121.8	40:38.174	16	1:59.833	36.840	41.477	41.516	118.2	37:00.713
20 JAVIER CORRAL ESP							27 ALVARO DIAZ ESP						
ARCO-MOTOR UNIVERSITY TEAM YAMAHA							ARCO MOTOR UNIVERSITY TEAM YAMAHA						
1	3:10.479	1:46.574	41.873	42.032	74.3	3:10.479	1	3:09.620	1:45.543	41.879	42.198	74.7	3:09.620
2	1:54.705	30.965	41.378	42.362	123.4	5:05.184	2	1:55.747	31.434	42.043	42.270	122.3	5:05.367
3	1:53.880	30.971	41.082	41.827	124.3	6:59.064	3	1:53.820	31.050	41.081	41.689	124.4	6:59.187
4	1:53.957	31.676	40.914	41.367	124.2	8:53.021	4	1:53.396	31.093	40.855	41.448	124.9	8:52.583
5	10:47.253B	31.197	41.693	9:34.363	21.9	19:40.274	5	10:45.493B	31.375	41.544	9:32.574	21.9	19:38.076
6	2:02.135	38.381	41.850	41.904	115.9	21:42.409	6	2:02.635	36.891	41.900	43.844	115.5	21:40.711
7	3:09.149B	31.218	41.170	1:56.761	74.9	24:51.558	7	3:07.461B	31.447	41.132	1:54.882	75.5	24:48.172
8	2:01.367	36.229	42.724	42.414	116.7	26:52.925	8	2:05.200	36.966	46.237	41.997	113.1	26:53.372
9	1:57.001	32.271	42.072	42.658	121.0	28:49.926	9	1:59.727	31.333	42.160	46.234	118.3	28:53.099
10	1:58.465	32.478	44.209	41.778	119.5	30:48.391	10	1:53.670	31.300	40.676	41.694	124.6	30:46.769
11	1:54.047	31.195	41.006	41.846	124.1	32:42.438	11	1:54.540	32.514	40.575	41.451	123.6	32:41.309
12	3:14.060B	31.311	45.790	1:56.959	73.0	35:56.498	12	3:13.779B	31.802	45.898	1:56.079	73.1	35:55.088
13	2:11.600			42.417	107.6	38:08.098	13	2:12.787	45.006	44.951	42.830	106.6	38:07.875
14	2:07.140	37.196	47.926	42.018	111.4	40:15.238	14	2:06.696	38.146	46.399	42.151	111.8	40:14.571
25 DEAN BERTA ESP							28 VALENTIN PERRONE ARG						
MDR SPAINCIRCUITS YAMAHA													
1	2:44.446	1:08.197	54.014	42.235	86.1	2:44.446	1	2:26.183	58.186	45.758	42.239	96.9	2:26.183
2	1:54.841	31.314	41.612	41.915	123.3	4:39.287	2	1:55.075	31.576	41.623	41.876	123.0	4:21.258
3	1:54.633	30.987	41.861	41.785	123.5	6:33.920	3	2:06.774	32.471	51.204	43.099	111.7	6:28.032
4	1:58.056	30.796	43.518	43.742	119.9	8:31.976	4	1:55.606	31.740	41.566	42.300	122.5	8:23.638
5	1:56.350	31.470	42.042	42.838	121.7	10:28.326	5	1:54.539	31.527	41.388	41.624	123.6	10:18.177
6	1:54.604	31.501	41.413	41.690	123.5	12:22.930	6	1:54.111	31.247	41.129	41.735	124.1	12:12.288
7	1:53.530	31.034	40.834	41.662	124.7	14:16.460	7	1:54.489	31.370	41.557	41.562	123.7	14:06.777
8	1:58.785	30.999	45.950	41.836	119.2	16:15.245	8	1:56.301	31.539	41.789	42.973	121.7	16:03.078
9	1:55.498	31.276	41.397	42.825	122.6	18:10.743	9	1:55.577	31.569	41.852	42.156	122.5	17:58.655
10	6:27.153B	31.052	41.788	5:14.313	36.6	24:37.896	10	2:06.206	40.066	44.339	41.801	112.2	20:04.861
11	2:02.720	38.718	41.956	42.046	115.4	26:40.616	11	1:55.201	31.533	41.533	42.135	122.9	22:00.062
12	1:54.596	31.462	41.319	41.815	123.6	28:35.212	12	1:56.562	32.439	41.894	42.229	121.5	23:56.624
13	1:57.859	31.528	44.238	42.093	120.1	30:33.071	13	1:57.776	31.888	43.875	42.013	120.2	25:54.400
14	2:10.185B	31.523	41.373	57.289	108.8	32:43.256	14	1:54.420	31.343	41.244	41.833	123.7	27:48.820
15	2:01.965	36.297	41.725	43.943	116.1	34:45.221	15	1:54.692	31.512	41.508	41.672	123.5	29:43.512
16	1:58.235	31.498	41.343	45.394	119.8	36:43.456	16	1:56.313	31.508	42.326	42.479	121.7	31:39.825
17	1:57.982	31.627	41.450	44.905	120.0	38:41.438	17	1:55.206	31.767	41.501	41.938	122.9	33:35.031
18	1:57.907	31.583	44.461	41.863	120.1	40:39.345	18	1:57.858	31.757	43.868	42.233	120.1	35:32.889
26 JOSE M OSUNA ESP							31 MAX SANCHEZ ESP						
DEZA - BOX 77 RACING TEAM KAWASAKI							ETG RACING YAMAHA						
1	3:10.821	1:42.273	41.650	46.898	74.2	3:10.821	1	2:44.421	1:18.813	43.659	41.949	86.1	2:44.421
2	1:53.507	30.800	41.241	41.466	124.7	5:04.328	2	1:53.965	31.155	41.309	41.501	124.2	4:38.386
3	1:53.636	31.141	41.037	41.458	124.6	6:57.964	3	1:54.925	31.602	41.741	41.582	123.2	6:33.311
4	1:53.075	31.032	40.979	41.064	125.2	8:51.039	4	1:53.921	30.954	41.530	41.437	124.3	8:27.232
5	2:00.860	38.332	41.106	41.422	117.2	10:51.899	5	1:58.482	31.369	44.948	42.165	119.5	10:25.714
6	3:23.779B	31.849	43.258	2:08.672	69.5	14:15.678	6	1:54.169	31.274	41.299	41.596	124.0	12:19.883
7	2:01.010	37.651	42.064	41.295	117.0	16:16.688							
8	1:53.477	30.820	40.998	41.659	124.8	18:10.165							
9	1:53.005	31.026	40.716	41.263	125.3	20:03.170							
10	1:59.044	31.256	45.339	42.449	118.9	22:02.214							
11	4:04.137B	31.005	42.555	2:50.577	58.0	26:06.351							



SBK Junior
ESBK
LIBRES 2

Análisis de sectores lentos (114%)

Mejor Personal							Mejor de la sesión							B Cruzando por el pit lane						
Vlt.	Tiempo	Sector 1	Sector 2	Sector 3	Km/h	T. Sesión	Vlt.	Tiempo	Sector 1	Sector 2	Sector 3	Km/h	T. Sesión	Vlt.	Tiempo	Sector 1	Sector 2	Sector 3	Km/h	T. Sesión
7	2:00.131	<u>36.715</u>	41.811	41.605	117.9	14:20.014	4	2:05.850	<u>38.384</u>	44.958	42.508	112.5	15:17.974	5	1:55.467	31.653	41.516	42.298	122.6	17:13.441
8	1:54.755	31.148	41.967	41.640	123.4	16:14.769	6	1:55.310	31.975	41.447	41.888	122.8	19:08.751	7	1:54.644	31.690	41.234	41.720	123.5	21:03.395
9	1:55.654	31.199	41.490	42.965	122.4	18:10.423	8	1:54.632	31.666	41.252	41.714	123.5	22:58.027	9	7:55.206 B	31.488	45.360	<u>6:38.358</u>	29.8	30:53.233
10	1:53.623	31.135	41.161	41.327	124.6	20:04.046	10	1:59.772	<u>36.402</u>	41.289	42.081	118.2	32:53.005	11	1:54.590	31.673	41.416	41.501	123.6	34:47.595
11	10:59.939 B	31.337	41.412	<u>9:47.190</u>	21.5	31:03.985	12	1:54.218	31.137	41.049	42.032	124.0	36:41.813	13	2:00.260	31.431	42.771	46.058	117.7	38:42.073
12	2:32.616	<u>1:02.188</u>	<u>48.855</u>	41.573	92.8	33:36.601	14	1:56.937	31.632	43.421	41.884	121.1	40:39.010							
13	1:53.980	31.142	41.095	41.743	124.2	35:30.581														
14	1:54.119	31.299	41.158	41.662	124.1	37:24.700														
15	2:03.355	<u>38.533</u>	42.159	42.663	114.8	39:28.055														
16	1:54.139	31.485	41.031	41.623	124.0	41:22.194														
32	RODRIGO VALENTE					POR	44	ERIC FERNANDEZ					ESP							
	GV STRATOS RACING TEAM					YAMAHA		TEAM SPEED RACING					KAWASAKI							
1	2:12.459	<u>45.057</u>	43.660	43.742	106.9	2:12.459	1	3:03.018	<u>1:37.610</u>	42.992	42.416	77.4	3:03.018							
2	1:58.292	32.485	42.790	43.017	119.7	4:10.751	2	1:54.474	31.831	41.380	41.263	123.7	4:57.492							
3	1:57.335	32.342	42.275	42.718	120.7	6:08.086	3	1:53.385	31.226	40.978	41.181	124.9	6:50.877							
4	1:57.503	32.250	42.259	42.994	120.5	8:05.589	4	1:52.966	31.110	40.689	41.167	125.3	8:43.843							
5	1:57.816	32.681	42.352	42.783	120.2	10:03.405	5	1:53.158	31.352	40.724	41.082	125.1	10:37.001							
6	1:57.501	32.085	42.371	43.045	120.5	12:00.906	6	1:53.408	31.192	40.686	41.530	124.8	12:30.409							
7	2:01.402	32.545	44.734	44.123	116.6	14:02.308	7	11:14.647 B	33.294	<u>48.183</u>	<u>9:53.170</u>	21.0	23:45.056							
8	2:15.835 B	32.708	42.971	<u>1:00.156</u>	104.2	16:18.143	8	2:08.843	<u>45.253</u>	41.897	41.693	109.9	25:53.899							
9	2:04.543	<u>38.362</u>	42.818	43.363	113.7	18:22.686	9	1:52.681	30.953	40.490	41.238	125.7	27:46.580							
10	1:57.720	32.351	42.541	42.828	120.3	20:20.406	10	1:53.135	31.476	40.661	40.998	125.1	29:39.715							
11	1:58.151	32.478	42.615	43.058	119.8	22:18.557	11	2:02.110	31.117	<u>48.581</u>	42.412	116.0	31:41.825							
12	1:59.376	32.447	43.636	43.293	118.6	24:17.933	12	1:53.097	31.074	40.702	41.321	125.2	33:34.922							
13	1:58.220	32.658	42.434	43.128	119.8	26:16.153	13	1:52.832	31.101	40.532	41.199	125.5	35:27.754							
14	1:58.375	32.605	42.356	43.414	119.6	28:14.528	14	1:52.635	30.954	40.596	41.085	125.7	37:20.389							
15	1:57.967	32.319	42.279	43.369	120.0	30:12.495	15	2:27.112 B	31.003	41.853	<u>1:14.256</u>	96.2	39:47.501							
16	1:57.050	32.206	42.066	42.778	121.0	32:09.545														
17	5:03.531 B	33.268	42.441	<u>3:47.822</u>	46.6	37:13.076														
18	2:16.716	<u>48.062</u>	44.981	43.673	103.6	39:29.792														
19	1:58.063	32.649	42.207	43.207	119.9	41:27.855														
33	GONZALO SANCHEZ					ESP	47	FERRAN HERNANDEZ					ESP							
	ETG RACING					YAMAHA		TEAM BOX 64					HONDA							
1	3:04.272	<u>1:38.053</u>	43.251	42.968	76.8	3:04.272	1	2:35.095 B	<u>57.860</u>	44.489	<u>52.746</u>	91.3	2:35.095							
2	1:57.593	32.282	42.585	42.726	120.4	5:01.865	2	2:02.868	<u>36.021</u>	42.230	44.617	115.2	4:37.963							
3	1:57.896	32.195	42.648	43.053	120.1	6:59.761	3	1:54.579	31.551	41.306	41.722	123.6	6:32.542							
4	1:56.649	31.792	42.230	42.627	121.4	8:56.410	4	1:59.443	30.931	43.740	44.772	118.5	8:31.985							
5	1:57.367	32.442	42.434	42.491	120.6	10:53.777	5	1:53.859	31.118	41.220	41.521	124.4	10:25.844							
6	1:57.696	32.293	42.517	42.886	120.3	12:51.473	6	1:56.737	31.329	42.393	43.015	121.3	12:22.581							
7	3:06.617 B	32.456	42.530	<u>1:51.631</u>	75.9	15:58.090	7	1:53.331	30.899	40.975	41.457	124.9	14:15.912							
8	2:23.212	<u>57.799</u>	42.502	42.911	98.9	18:21.302	8	1:55.800	30.835	43.392	41.573	122.3	16:11.712							
9	1:58.354	33.007	42.518	42.829	119.6	20:19.656	9	9:36.115 B	31.837	43.222	<u>8:21.056</u>	24.6	25:47.827							
10	1:58.724	32.807	42.719	43.198	119.3	22:18.380	10	1:59.473	<u>35.837</u>	41.649	41.987	118.5	27:47.300							
11	1:57.854	33.022	42.144	42.688	120.1	24:16.234	11	1:53.924	31.192	41.063	41.669	124.3	29:41.224							
12	1:57.713	32.702	42.082	42.929	120.3	26:13.947	12	2:00.512	31.615	42.519	46.378	117.5	31:41.736							
13	1:57.985	32.721	42.510	42.754	120.0	28:11.932	13	1:54.184	31.486	41.093	41.605	124.0	33:35.920							
14	7:50.617 B	33.078	42.715	<u>6:34.824</u>	30.1	36:02.549														
15	2:04.857	<u>38.478</u>	43.598	42.781	113.4	38:07.406														
16	1:58.666	32.998	42.466	43.202	119.3	40:06.072														
35	YERAY SAIZ					ESP	48	JULIO GARCIA					ESP							
	KAWASAKI PL RACING JUNIOR TEA					KAWASAKI		ESP SOLUTIONS MOTAP RACING T					KAWASAKI							
1	2:41.907	<u>1:11.294</u>	46.132	44.481	87.5	2:41.907	1	2:43.382	<u>1:09.098</u>	51.019	43.265	86.7	2:43.382							
2	1:55.757	31.517	42.012	42.228	122.3	4:37.664	2	1:54.226	30.981	41.272	41.973	124.0	4:37.608							
3	8:34.460 B	31.567	<u>1:52.760</u>	<u>6:10.133</u>	27.5	13:12.124	3	1:53.910	31.519	41.011	41.380	124.3	6:31.518							
							4	2:02.121	30.935	43.810	<u>47.376</u>	115.9	8:33.639							
							5	1:54.644	30.878	41.156	42.610	123.5	10:28.283							
							6	1:53.705	31.234	40.948	41.523	124.5	12:21.988							
							7	1:53.553	31.204	41.001	41.348	124.7	14:15.541							
							8	1:59.096	30.996	44.992	43.108	118.9	16:14.637							
							9	7:00.360 B	32.124	43.449	<u>5:44.787</u>	33.7	23:14.997							



SBK Junior ESBK LIBRES 2

Análisis de sectores lentos (114%)

■ Mejor Personal ■ Mejor de la sesión ■ Cruzando por el pit lane

Vlt.	Tiempo	Sector 1	Sector 2	Sector 3	Km/h	T. Sesión	Vlt.	Tiempo	Sector 1	Sector 2	Sector 3	Km/h	T. Sesión
10	2:00.005	36.570	41.711	41.724	118.0	25:15.002	5	1:57.182	32.121	42.231	42.830	120.8	30:57.008
11	1:53.954	31.547	40.885	41.522	124.3	27:08.956	6	1:55.193	31.642	41.151	42.400	122.9	32:52.201
12	1:53.807	31.453	40.913	41.441	124.4	29:02.763	7	1:58.757	34.452	41.753	42.552	119.2	34:50.958
13	1:54.239	31.328	41.284	41.627	123.9	30:57.002	8	1:55.301	31.663	41.372	42.266	122.8	36:46.259
14	1:56.894	31.298	41.041	44.555	121.1	32:53.896	9	1:55.552	31.559	41.301	42.692	122.5	38:41.811
15	1:53.474	31.213	40.773	41.488	124.8	34:47.370	10	1:55.095	32.047	41.263	41.785	123.0	40:36.906
16	1:54.003	31.089	40.879	42.035	124.2	36:41.373	57 ANTONIO TORRES ESP						
17	2:02.565	33.497	42.137	46.931	115.5	38:43.938	DEZA - BOX 77 RACING TEAM KAWASAKI						
18	1:54.212	31.630	41.201	41.381	124.0	40:38.150	1	3:05.358	1:39.721	42.776	42.861	76.4	3:05.358
51 JUAN P. URIOSTEGUI MEX							2	1:55.438	31.719	41.594	42.125	122.7	5:00.796
I+DENT RACING TEAM YAMAHA							3	1:56.305	31.642	41.679	42.984	121.7	6:57.101
1	2:26.333	54.005	48.064	44.264	96.8	2:26.333	4	7:20.885	B 35.369	43.647	6:01.869	32.1	14:17.986
2	1:57.205	32.030	42.555	42.620	120.8	4:23.538	5	2:01.479	36.669	42.430	42.380	116.6	16:19.465
3	1:56.701	32.080	42.168	42.453	121.3	6:20.239	6	1:54.815	31.426	41.046	42.343	123.3	18:14.280
4	1:56.300	32.016	41.828	42.456	121.7	8:16.539	7	1:55.150	31.443	41.398	42.309	123.0	20:09.430
5	1:56.464	32.188	41.899	42.377	121.6	10:13.003	8	10:29.534	B 31.709	45.261	9:12.564	22.5	30:38.964
6	1:56.080	32.165	41.662	42.253	122.0	12:09.083	9	2:09.775	42.633	42.819	44.323	109.1	32:48.739
7	1:55.438	31.976	41.523	41.939	122.7	14:04.521	10	1:55.095	31.604	41.465	42.026	123.0	34:43.834
8	1:55.649	31.798	41.570	42.281	122.4	16:00.170	11	1:57.635	33.334	41.173	43.128	120.4	36:41.469
9	1:55.332	31.857	41.336	42.139	122.8	17:55.502	12	1:59.451	31.999	44.071	43.381	118.5	38:40.920
10	7:21.993	B 31.919	42.469	6:07.605	32.0	25:17.495	13	1:55.653	32.523	41.260	41.870	122.4	40:36.573
11	2:06.764	41.328	42.655	42.781	111.7	27:24.259	65 ENZO MACCAPANI BRA						
12	1:56.452	32.164	41.727	42.561	121.6	29:20.711	TEAM BRASIL BY MS RACING YAMAHA						
13	1:56.882	32.088	41.899	42.895	121.1	31:17.593	1	2:26.851	54.169	49.217	43.465	96.4	2:26.851
14	1:56.391	32.319	41.702	42.370	121.6	33:13.984	2	1:57.921	31.953	43.114	42.854	120.1	4:24.772
15	1:56.552	32.111	41.829	42.612	121.5	35:10.536	3	1:57.525	31.830	42.736	42.959	120.5	6:22.297
16	1:56.455	32.067	41.870	42.518	121.6	37:06.991	4	1:56.889	31.856	42.363	42.670	121.1	8:19.186
17	1:55.985	31.862	41.681	42.442	122.1	39:02.976	5	1:59.738	31.998	42.281	45.459	118.2	10:18.924
18	1:57.043	32.018	42.167	42.858	121.0	41:00.019	6	1:56.845	31.635	42.165	43.045	121.2	12:15.769
53 HECTOR YEBRA ESP							7	2:04.561	32.075	45.205	47.281	113.7	14:20.330
HYCOMPETICION KAWASAKI							8	1:57.436	31.505	43.021	42.910	120.6	16:17.766
1	2:42.332	1:11.429	46.075	44.828	87.2	2:42.332	9	10:44.461	B 32.857	43.776	9:27.828	22.0	27:02.227
2	1:56.113	31.671	42.003	42.439	121.9	4:38.445	10	2:10.212	43.380	43.260	43.572	108.7	29:12.439
3	1:55.909	31.905	42.069	41.935	122.2	6:34.354	11	1:56.923	31.980	42.002	42.941	121.1	31:09.362
4	1:54.447	31.065	41.426	41.956	123.7	8:28.801	12	1:57.925	32.403	42.576	42.946	120.1	33:07.287
5	5:54.878	B 31.663	42.369	4:40.846	39.9	14:23.679	13	1:57.343	32.111	42.375	42.857	120.7	35:04.630
6	2:03.854	38.155	43.198	42.501	114.3	16:27.533	14	1:57.119	31.846	42.325	42.948	120.9	37:01.749
7	1:58.066	32.112	43.276	42.678	119.9	18:25.599	15	2:02.428	31.946	47.114	43.368	115.7	39:04.177
8	2:10.980	B 31.948	42.998	56.034	108.1	20:36.579	16	1:57.003	31.800	42.418	42.785	121.0	41:01.180
9	2:20.390	49.770	46.183	44.437	100.9	22:56.969	72 YERAY RUIZ ESP						
10	3:10.888	B 32.315	44.473	1:54.100	74.2	26:07.857	YAMAHA MS RACING YAMAHA						
11	2:07.886	44.159	41.643	42.084	110.7	28:15.743	1	2:43.629	1:07.800	53.208	42.621	86.5	2:43.629
12	1:56.346	31.956	41.677	42.713	121.7	30:12.089	2	1:54.207	30.978	41.221	42.008	124.0	4:37.836
13	2:00.064	32.028	44.249	43.787	117.9	32:12.153	3	1:52.884	30.688	40.748	41.448	125.4	6:30.720
14	2:02.074	31.690	42.754	47.630	116.0	34:14.227	4	2:01.980	31.424	46.609	43.947	116.1	8:32.700
15	1:56.534	32.247	41.859	42.428	121.5	36:10.761	5	1:55.875	30.879	41.635	43.361	122.2	10:28.575
16	1:57.999	32.645	42.948	42.406	120.0	38:08.760	6	1:55.631	31.073	41.210	43.348	122.4	12:24.206
17	2:07.304	33.799	51.070	42.435	111.2	40:16.064	7	1:53.558	31.029	40.765	41.764	124.7	14:17.764
56 DAYRON MORILLAS ESP							8	1:53.379	31.080	40.950	41.349	124.9	16:11.143
YAMAHA MS RACING YAMAHA							9	10:39.854	B 32.447	42.137	9:25.270	22.1	26:50.997
1	2:43.710	1:08.035	53.296	42.379	86.5	2:43.710	10	2:01.411	37.109	42.394	41.908	116.6	28:52.408
2	1:54.616	31.214	41.067	42.335	123.5	4:38.326	11	1:54.871	31.828	41.496	41.547	123.3	30:47.279
3	22:14.535	B 31.551			10.6	26:52.861	12	1:53.253	30.972	40.652	41.629	125.0	32:40.532
4	2:06.965	40.070	43.676	43.219	111.5	28:59.826	13	2:05.849	32.386	46.879	46.584	112.5	34:46.381



SBK Junior
ESBK
LIBRES 2

Análisis de sectores lentos (114%)

■ Mejor Personal ■ Mejor de la sesión ■ Cruzando por el pit lane

Vlt.	Tiempo	Sector 1	Sector 2	Sector 3	Km/h	T. Sesión	Vlt.	Tiempo	Sector 1	Sector 2	Sector 3	Km/h	T. Sesión
14	1:56.836	31.089	40.812	44.935	121.2	36:43.217							
15	2:00.978	30.960	41.656	48.362	117.0	38:44.195							
16	1:52.989	30.958	40.445	41.586	125.3	40:37.184							

74 JUAN A. CONESA ESP						
TEAM LAGLISSE						
1	2:41.437	1:04.633	54.227	42.577	87.7	2:41.437
2	1:53.915	31.157	41.022	41.736	124.3	4:35.352
3	1:53.541	31.419	40.804	41.318	124.7	6:28.893
4	2:03.873	31.133	42.252	50.488	114.3	8:32.766
5	1:56.354	31.037	40.928	44.389	121.7	10:29.120
6	1:53.202	30.876	40.635	41.691	125.1	12:22.322
7	1:57.632	34.057	41.692	41.883	120.4	14:19.954
8	1:59.618	31.303	42.456	45.859	118.4	16:19.572
9	1:53.336	30.992	40.692	41.652	124.9	18:12.908
10	11:20.998B	31.889	41.388	...	20.8	29:33.906
11	2:07.793	39.515	46.357	41.921	110.8	31:41.699
12	1:53.626	31.354	40.744	41.528	124.6	33:35.325
13	1:52.921	31.229	40.360	41.332	125.4	35:28.246
14	1:52.514	31.061	40.353	41.100	125.8	37:20.760
15	1:52.536	30.847	40.424	41.265	125.8	39:13.296
16	1:54.948	32.838	40.560	41.550	123.2	41:08.244

77 BRUNO BAÑOS ESP						
DEZA - BOX 77 RACING TEAM						
1	3:04.652	1:38.488	43.133	43.031	76.7	3:04.652
2	1:57.194	32.175	42.558	42.461	120.8	5:01.846
3	1:56.773	31.857	42.675	42.241	121.3	6:58.619
4	1:56.878	32.536	42.004	42.338	121.1	8:55.497
5	1:56.189	32.039	41.912	42.238	121.9	10:51.686
6	1:56.621	32.178	42.022	42.421	121.4	12:48.307
7	1:56.952	32.280	41.932	42.740	121.1	14:45.259
8	1:55.787	32.012	41.728	42.047	122.3	16:41.046
9	12:57.072B	1:17.654	51.896	...	18.2	29:38.118
10	3:38.591B	42.798	46.642	2:09.151	64.8	33:16.709
11	2:06.056	37.907	44.870	43.279	112.3	35:22.765
12	1:57.789	32.507	42.779	42.503	120.2	37:20.554
13	1:57.834	32.649	42.339	42.846	120.2	39:18.388
14	1:57.819	32.480	42.467	42.872	120.2	41:16.207

81 JUAN E. RIVERA COL						
AUSTIN RACING VHC LIQUI MOLY						
1	2:46.014	1:22.203	41.711	42.100	85.3	2:46.014
2	1:53.957	31.166	41.214	41.577	124.2	4:39.971
3	1:54.194	31.164	41.470	41.560	124.0	6:34.165
4	1:54.122	30.789	41.531	41.802	124.1	8:28.287
5	1:54.482	31.315	41.101	42.066	123.7	10:22.769
6	2:01.389	38.383	41.062	41.944	116.6	12:24.158
7	1:54.379	31.470	41.300	41.609	123.8	14:18.537
8	1:54.129	31.191	41.217	41.721	124.1	16:12.666
9	1:57.438	31.307	43.129	43.002	120.6	18:10.104
10	14:25.501B	32.686	42.396	...	16.4	32:35.605
11	2:34.529B	37.457	49.755	1:07.317	91.6	35:10.134
12	1:59.789	36.243	41.455	42.091	118.2	37:09.923
13	1:55.444	31.866	41.480	42.098	122.6	39:05.367
14	1:54.930	31.697	41.190	42.043	123.2	41:00.297

91 BORJA JIMENEZ ESP						
ESP SOLUTIONS MOTAP RACING T						
1	2:41.260	1:08.696	49.848	42.716	87.8	2:41.260
2	1:54.277	31.817	40.934	41.526	123.9	4:35.537
3	1:52.890	31.079	40.737	41.074	125.4	6:28.427
4	1:55.088	31.485	41.793	41.810	123.0	8:23.515
5	1:53.791	31.277	41.025	41.489	124.4	10:17.306
6	1:53.560	31.364	40.918	41.278	124.7	12:10.866
7	1:53.842	31.238	41.019	41.585	124.4	14:04.708
8	1:53.787	31.037	41.468	41.282	124.4	15:58.495
9	1:53.174	31.472	40.585	41.117	125.1	17:51.669
10	1:53.723	31.521	40.685	41.517	124.5	19:45.392
11	1:54.028	31.366	40.898	41.764	124.2	21:39.420
12	6:07.093B	32.563	42.274	45.256	38.6	27:46.513
13	1:59.415	36.517	41.500	41.398	118.6	29:45.928
14	1:53.598	31.165	40.803	41.630	124.6	31:39.526
15	1:53.739	31.460	40.988	41.291	124.5	33:33.265
16	1:52.789	31.036	40.543	41.210	125.5	35:26.054
17	1:53.660	31.417	40.774	41.469	124.6	37:19.714
18	1:53.196	31.411	40.609	41.176	125.1	39:12.910
19	1:54.657	32.129	40.758	41.770	123.5	41:07.567

94 FACUNDO A. LLAMBIAS URU						
KAWASAKI PL RACING JUNIOR TEA						
1	2:45.618	1:21.588	42.077	41.953	85.5	2:45.618
2	1:52.886	30.769	40.805	41.312	125.4	4:38.504
3	1:54.053	31.216	41.372	41.465	124.1	6:32.557
4	1:59.789	34.849	42.376	42.564	118.2	8:32.346
5	1:57.612	30.911	41.289	45.412	120.4	10:29.958
6	1:54.042	31.016	40.998	42.028	124.2	12:24.000
7	1:54.189	31.522	41.257	41.410	124.0	14:18.189
8	1:52.971	30.916	40.885	41.170	125.3	16:11.160
9	8:14.458B	34.047	41.704	6:58.707	28.6	24:25.618
10	2:16.250	50.678	43.854	41.718	103.9	26:41.868
11	1:55.640	31.728	42.111	41.801	122.4	28:37.508
12	1:53.625	31.374	40.833	41.418	124.6	30:31.133
13	1:58.532	34.899	41.441	42.192	119.5	32:29.665
14	2:16.162	39.164	53.787	43.211	104.0	34:45.827
15	1:57.056	31.081	40.857	45.118	121.0	36:42.883
16	2:01.441	31.126	40.773	49.542	116.6	38:44.324
17	1:53.264	31.069	40.795	41.400	125.0	40:37.588

98 DANIEL MOGEDA ESP						
ESP SOLUTIONS MOTAP RACING T						
1	2:42.407B	1:01.275	46.123	55.009	87.2	2:42.407
2	1:58.026	35.934	40.828	41.264	120.0	4:40.433
3	1:52.427	30.537	40.749	41.141	125.9	6:32.860
4	1:58.567	30.844	44.838	42.885	119.4	8:31.427
5	1:52.605	30.879	40.673	41.053	125.7	10:24.032
6	1:53.605	30.899	41.214	41.492	124.6	12:17.637
7	1:52.963	30.974	40.693	41.296	125.3	14:10.600
8	2:01.359	34.467	45.596	41.296	116.7	16:11.959
9	6:52.995B	31.857	43.259	5:37.879	34.3	23:04.954
10	2:00.031	36.917	41.469	41.645	118.0	25:04.985
11	1:53.989	31.370	41.057	41.562	124.2	26:58.974
12	1:53.395	31.357	40.806	41.232	124.9	28:52.369



SBK Junior
ESBK
LIBRES 2

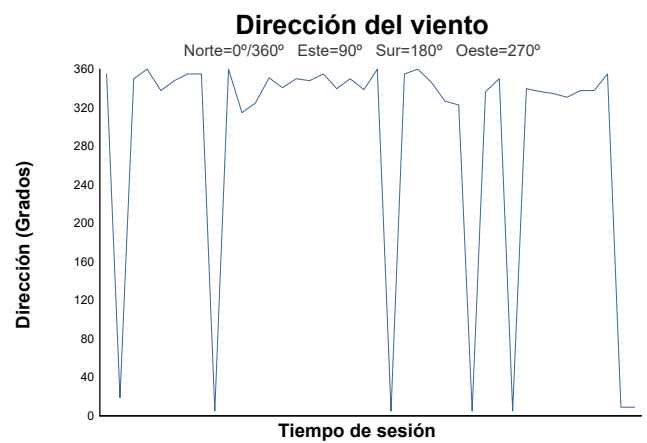
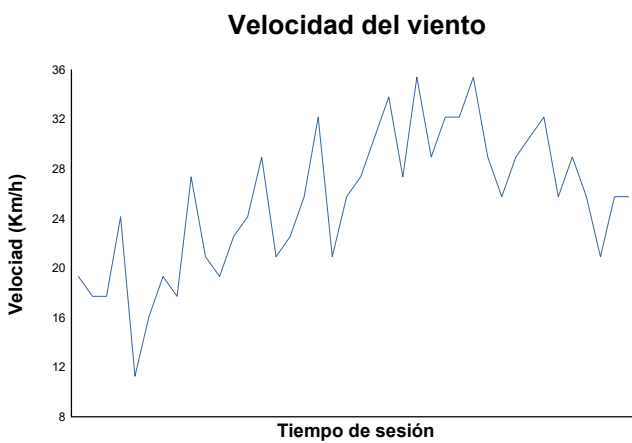
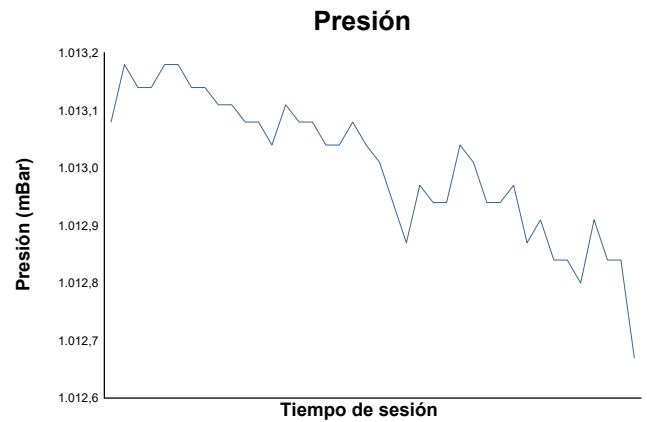
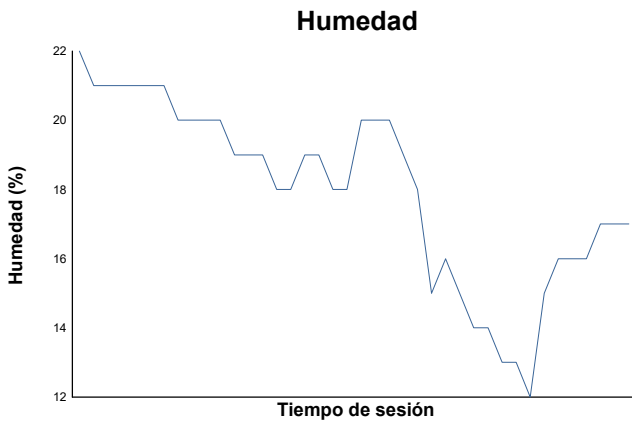
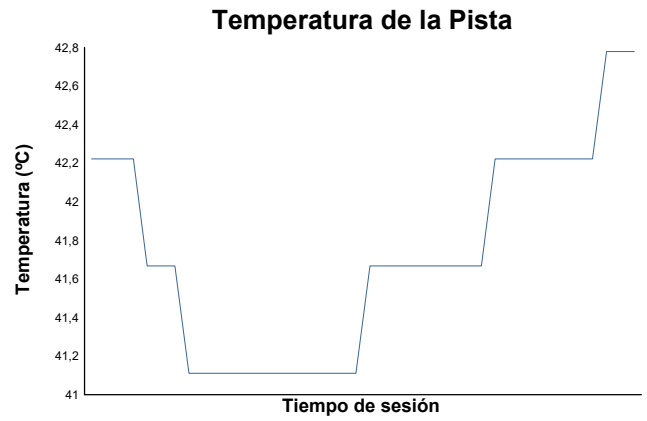
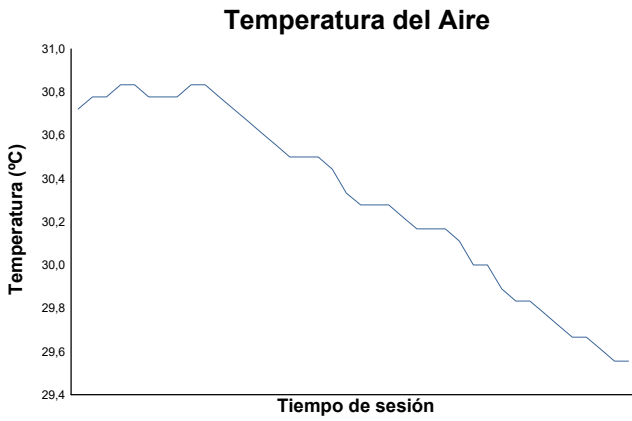
Análisis de sectores lentos (114%)

■ Mejor Personal ■ Mejor de la sesión B Cruzando por el pit lane

Vlt.	Tiempo	Sector 1	Sector 2	Sector 3	Km/h	T. Sesión	Vlt.	Tiempo	Sector 1	Sector 2	Sector 3	Km/h	T. Sesión
13	1:53.220	31.120	40.639	41.461	125.1	30:45.589							
14	1:55.021	32.901	40.678	41.442	123.1	32:40.610							
15	2:11.127 B	32.794	43.232	<u>55.101</u>	108.0	34:51.737							
16	1:58.783	<u>35.767</u>	41.343	41.673	119.2	36:50.520							
17	1:53.334	31.181	40.753	41.400	124.9	38:43.854							
18	1:52.995	30.874	40.615	41.506	125.3	40:36.849							



ESBK
SBK Junior
LIBRES 2
Informe meteorológico



Estado de pista: **SECO**