



SBK Junior ESBK LIBRES 1

Clasificación

Nº	Piloto	Nac	Equipo	Moto	Neum.	Cl.	Tiempo	Vlt.	Total	Dif.	Km/h
1	44 ERIC FERNANDEZ	ESP	TEAM SPEED RACING	KAWASAKI	PIRELLI	K	1:52.100	5	16	-	126.3
2	72 YERAY RUIZ	ESP	YAMAHA MS RACING	YAMAHA	PIRELLI	Y	1:52.365	17	18	+0.265	126.0
3	26 JOSE M OSUNA	ESP	DEZA - BOX 77 RACING TEAM	KAWASAKI	PIRELLI	K	1:52.370	14	15	+0.270	126.0
4	91 BORJA JIMENEZ	ESP	ESP SOLUTIONS MOTAP RACING TEAM	KAWASAKI	PIRELLI	K	1:52.424	8	15	+0.324	125.9
5	56 DAYRON MORILLAS	ESP	YAMAHA MS RACING	YAMAHA	PIRELLI	Y	1:52.585	15	15	+0.485	125.8
6	98 DANIEL MOGEDA	ESP	ESP SOLUTIONS MOTAP RACING TEAM	KAWASAKI	PIRELLI	K	1:52.696	8	11	+0.596	125.6
7	74 JUAN A. CONESA	ESP	TEAM LAGLISSE		PIRELLI		1:52.698	15	16	+0.598	125.6
8	94 FACUNDO A. LLAMBIAS	URU	KAWASAKI PL RACING JUNIOR TEAM	KAWASAKI	PIRELLI	K	1:52.788	16	17	+0.688	125.5
9	47 FERRAN HERNANDEZ	ESP	TEAM BOX 64	HONDA	PIRELLI		1:52.843	5	16	+0.743	125.5
10	48 JULIO GARCIA	ESP	ESP SOLUTIONS MOTAP RACING TEAM	KAWASAKI	PIRELLI	K	1:52.858	6	18	+0.758	125.5
11	35 YERAY SAIZ	ESP	KAWASAKI PL RACING JUNIOR TEAM	KAWASAKI	PIRELLI	K	1:52.983	17	17	+0.883	125.3
12	27 ALVARO DIAZ	ESP	ARCO MOTOR UNIVERSITY TEAM	YAMAHA	PIRELLI	Y	1:53.009	4	15	+0.909	125.3
13	25 DEAN BERTA	ESP	MDR SPAINCIRCUITS	YAMAHA	PIRELLI		1:53.098	5	15	+0.998	125.2
14	17 SAMUEL DIAZ	ESP	TECNIRACING	KAWASAKI	PIRELLI	K	1:53.387	7	14	+1.287	124.9
15	20 JAVIER CORRAL	ESP	ARCO-MOTOR UNIVERSITY TEAM	YAMAHA	PIRELLI	Y	1:53.447	12	15	+1.347	124.8
16	18 JOAN SANTOS	ESP	QRG MOTOR RACING	KAWASAKI	PIRELLI	K	1:53.518	6	17	+1.418	124.7
17	8 CARLOS GIMENEZ	ESP	ARCO-MOTOR UNIVERSITY TEAM	YAMAHA	PIRELLI	Y	1:53.542	13	15	+1.442	124.7
18	81 JUAN E. RIVERA	COL	AUSTIN RACING VHC LIQUI MOLY	KAWASAKI	PIRELLI	K	1:53.567	11	16	+1.467	124.7
19	28 VALENTIN PERRONE	ARG			PIRELLI		1:53.931	10	16	+1.831	124.3
20	57 ANTONIO TORRES	ESP	DEZA - BOX 77 RACING TEAM	KAWASAKI	PIRELLI	K	1:54.056	5	14	+1.956	124.1
21	31 MAX SANCHEZ	ESP	ETG RACING	YAMAHA	PIRELLI	Y	1:54.156	3	15	+2.056	124.0
22	53 HECTOR YEBRA	ESP	HYCOMPETICION	KAWASAKI	PIRELLI	K	1:54.751	5	16	+2.651	123.4
23	2 NATALIA RIVERA	ESP	I+DENT RACING TEAM	YAMAHA	PIRELLI	Y	1:55.064	9	14	+2.964	123.1
24	65 ENZO MACCAPANI	BRA	TEAM BRASIL BY MS RACING	YAMAHA	PIRELLI		1:55.168	8	13	+3.068	122.9
25	51 JUAN P. URIOSTEGUI	MEX	I+DENT RACING TEAM	YAMAHA	PIRELLI	Y	1:55.412	3	15	+3.312	122.7
26	16 MICHAL A. BUDZIASZEK	POL	I+DENT RACING TEAM	YAMAHA	PIRELLI	Y	1:55.764	10	15	+3.664	122.3
27	32 RODRIGO VALENTE	POR	GV STRATOS RACING TEAM	YAMAHA	PIRELLI	Y	1:55.904	3	16	+3.804	122.2
28	77 BRUNO BAÑOS	ESP	DEZA - BOX 77 RACING TEAM	KAWASAKI	PIRELLI	K	1:56.363	2	14	+4.263	121.7
29	6 GUILHERME MARQUES	POR	MIGUEL OLIVEIRA FAN CLUB	YAMAHA	PIRELLI		1:57.742	10	10	+5.642	120.3
30	33 GONZALO SANCHEZ	ESP	ETG RACING	YAMAHA	PIRELLI	Y	1:58.240	10	14	+6.140	119.7

■ Tiempo máx: 2:08.914

38 OLA NESBAKKEN

ESP ALMA RACING TEAM KAWASAKI PIRELLI K

Vuelta rápida: Vlt. 5 ERIC FERNANDEZ 1:52.100 126.3 Km/h

Estado de pista: **SECO**

Hora de publicación:

Director de Carrera:	Jefe de Cronometraje:
----------------------	-----------------------



SBK Junior ESBK LIBRES 1


Clasificación por Clase

Nº Piloto	Nac	Equipo	Moto	Tiempo	Vlt. Total	Dif.	Km/h	
K								
1	44	ERIC FERNANDEZ	ESP	TEAM SPEED RACING	KAWASAKI	1:52.100	5 16	126.3
2	26	JOSE M OSUNA	ESP	DEZA - BOX 77 RACING TEAM	KAWASAKI	1:52.370	14 15	+0.270 +0.270 126.0
3	91	BORJA JIMENEZ	ESP	ESP SOLUTIONS MOTAP RACING TEAM	KAWASAKI	1:52.424	8 15	+0.324 +0.054 125.9
4	98	DANIEL MOGEDA	ESP	ESP SOLUTIONS MOTAP RACING TEAM	KAWASAKI	1:52.696	8 11	+0.596 +0.272 125.6
5	94	FACUNDO A. LLAMBIAS	URU	KAWASAKI PL RACING JUNIOR TEAM	KAWASAKI	1:52.788	16 17	+0.688 +0.092 125.5
6	48	JULIO GARCIA	ESP	ESP SOLUTIONS MOTAP RACING TEAM	KAWASAKI	1:52.858	6 18	+0.758 +0.070 125.5
7	35	YERAY SAIZ	ESP	KAWASAKI PL RACING JUNIOR TEAM	KAWASAKI	1:52.983	17 17	+0.883 +0.125 125.3
8	17	SAMUEL DIAZ	ESP	TECNIRACING	KAWASAKI	1:53.387	7 14	+1.287 +0.404 124.9
9	18	JOAN SANTOS	ESP	QRG MOTOR RACING	KAWASAKI	1:53.518	6 17	+1.418 +0.131 124.7
10	81	JUAN E. RIVERA	COL	AUSTIN RACING VHC LIQUI MOLY	KAWASAKI	1:53.567	11 16	+1.467 +0.049 124.7
11	57	ANTONIO TORRES	ESP	DEZA - BOX 77 RACING TEAM	KAWASAKI	1:54.056	5 14	+1.956 +0.489 124.1
12	53	HECTOR YEBRA	ESP	HYCOMPETICION	KAWASAKI	1:54.751	5 16	+2.651 +0.695 123.4
13	77	BRUNO BAÑOS	ESP	DEZA - BOX 77 RACING TEAM	KAWASAKI	1:56.363	2 14	+4.263 +1.612 121.7
■ Tiempo máx: 2:08.914								
38	OLA NESBAKKEN	ESP	ALMA RACING TEAM	KAWASAKI				
Y								
1	72	YERAY RUIZ	ESP	YAMAHA MS RACING	YAMAHA	1:52.365	17 18	126.0
2	56	DAYRON MORILLAS	ESP	YAMAHA MS RACING	YAMAHA	1:52.585	15 15	+0.220 +0.220 125.8
3	27	ALVARO DIAZ	ESP	ARCO MOTOR UNIVERSITY TEAM	YAMAHA	1:53.009	4 15	+0.644 +0.424 125.3
4	20	JAVIER CORRAL	ESP	ARCO-MOTOR UNIVERSITY TEAM	YAMAHA	1:53.447	12 15	+1.082 +0.438 124.8
5	8	CARLOS GIMENEZ	ESP	ARCO-MOTOR UNIVERSITY TEAM	YAMAHA	1:53.542	13 15	+1.177 +0.095 124.7
6	31	MAX SANCHEZ	ESP	ETG RACING	YAMAHA	1:54.156	3 15	+1.791 +0.614 124.0
7	2	NATALIA RIVERA	ESP	I+DENT RACING TEAM	YAMAHA	1:55.064	9 14	+2.699 +0.908 123.1
8	51	JUAN P. URIOSTEGUI	MEX	I+DENT RACING TEAM	YAMAHA	1:55.412	3 15	+3.047 +0.348 122.7
9	16	MICHAL A. BUDZIASZEK	POL	I+DENT RACING TEAM	YAMAHA	1:55.764	10 15	+3.399 +0.352 122.3
10	32	RODRIGO VALENTE	POR	GV STRATOS RACING TEAM	YAMAHA	1:55.904	3 16	+3.539 +0.140 122.2
11	33	GONZALO SANCHEZ	ESP	ETG RACING	YAMAHA	1:58.240	10 14	+5.875 +2.336 119.7

Hora de publicación:

Estado de pista: **SECO**


Director de Carrera:	Jefe de Cronometraje:
----------------------	-----------------------



SBK Junior
ESBK
LIBRES 1

Mejores tiempos de sector


Sector 1			Sector 2			Sector 3			Pos	Nº Piloto	Vuelta Ideal	Mejor Vuelta
Pos	Nº Piloto	Tiempo	Nº Piloto	Tiempo	Nº Piloto	Tiempo	Pos	Nº Piloto				
1	72 Y.RUIZ	30.636	72 Y.RUIZ	40.240	91 B.JIMENEZ	40.835	1	72 Y.RUIZ	1:51.828	1:52.365	(2)	
2	44 E.FERNANDEZ	30.659	56 D.MORILLAS	40.386	26 J.OSUNA	40.867	2	44 E.FERNANDEZ	1:52.024	1:52.100	(1)	
3	98 D.MOGEDA	30.677	27 A.DIAZ	40.455	44 E.FERNANDEZ	40.908	3	91 B.JIMENEZ	1:52.192	1:52.424	(4)	
4	47 F.HERNANDEZ	30.710	44 E.FERNANDEZ	40.457	94 F.LLAMBIAS	40.929	4	26 J.OSUNA	1:52.282	1:52.370	(3)	
5	26 J.OSUNA	30.724	91 B.JIMENEZ	40.489	72 Y.RUIZ	40.952	5	56 D.MORILLAS	1:52.365	1:52.585	(5)	
6	8 C.GIMENEZ	30.775	74 J.CONESA	40.587	48 J.GARCIA	41.067	6	94 F.LLAMBIAS	1:52.474	1:52.788	(8)	
7	20 J.CORRAL	30.789	48 J.GARCIA	40.638	74 J.CONESA	41.120	7	98 D.MOGEDA	1:52.548	1:52.696	(6)	
8	56 D.MORILLAS	30.802	26 J.OSUNA	40.691	35 Y.SAIZ	41.148	8	48 J.GARCIA	1:52.560	1:52.858	(10)	
9	94 F.LLAMBIAS	30.810	98 D.MOGEDA	40.709	98 D.MOGEDA	41.162	9	74 J.CONESA	1:52.618	1:52.698	(7)	
10	48 J.GARCIA	30.855	94 F.LLAMBIAS	40.735	56 D.MORILLAS	41.177	10	27 A.DIAZ	1:52.703	1:53.009	(12)	
11	25 D.BERTA	30.857	35 Y.SAIZ	40.758	47 F.HERNANDEZ	41.201	11	47 F.HERNANDEZ	1:52.706	1:52.843	(9)	
12	91 B.JIMENEZ	30.868	47 F.HERNANDEZ	40.795	20 J.CORRAL	41.215	12	35 Y.SAIZ	1:52.820	1:52.983	(11)	
13	17 S.DIAZ	30.876	8 C.GIMENEZ	40.842	27 A.DIAZ	41.266	13	20 J.CORRAL	1:52.876	1:53.447	(15)	
14	74 J.CONESA	30.911	20 J.CORRAL	40.872	25 D.BERTA	41.276	14	8 C.GIMENEZ	1:52.951	1:53.542	(17)	
15	35 Y.SAIZ	30.914	25 D.BERTA	40.878	28 V.PERRONE	41.302	15	25 D.BERTA	1:53.011	1:53.098	(13)	
16	27 A.DIAZ	30.982	81 J.RIVERA	40.909	8 C.GIMENEZ	41.334	16	17 S.DIAZ	1:53.277	1:53.387	(14)	
17	81 J.RIVERA	31.048	18 J.SANTOS	40.992	17 S.DIAZ	41.360	17	81 J.RIVERA	1:53.441	1:53.567	(18)	
18	57 A.TORRES	31.094	17 S.DIAZ	41.041	18 J.SANTOS	41.382	18	18 J.SANTOS	1:53.479	1:53.518	(16)	
19	31 M.SANCHEZ	31.103	28 V.PERRONE	41.273	31 M.SANCHEZ	41.389	19	28 V.PERRONE	1:53.795	1:53.931	(19)	
20	18 J.SANTOS	31.105	31 M.SANCHEZ	41.367	81 J.RIVERA	41.484	20	31 M.SANCHEZ	1:53.859	1:54.156	(21)	
21	28 V.PERRONE	31.220	57 A.TORRES	41.402	57 A.TORRES	41.560	21	57 A.TORRES	1:54.056	1:54.056	(20)	
22	53 H.YEBRA	31.249	65 E.MACCAPANI	41.481	53 H.YEBRA	41.748	22	53 H.YEBRA	1:54.745	1:54.751	(22)	
23	65 E.MACCAPANI	31.261	2 N.RIVERA	41.562	65 E.MACCAPANI	42.040	23	65 E.MACCAPANI	1:54.782	1:55.168	(24)	
24	51 J.URIOSTEGUI	31.287	51 J.URIOSTEGUI	41.688	51 J.URIOSTEGUI	42.079	24	2 N.RIVERA	1:55.038	1:55.064	(23)	
25	2 N.RIVERA	31.320	53 H.YEBRA	41.748	2 N.RIVERA	42.156	25	51 J.URIOSTEGUI	1:55.054	1:55.412	(25)	
26	16 M.BUDZIASZEK	31.464	16 M.BUDZIASZEK	41.757	77 B.BAÑOS	42.199	26	16 M.BUDZIASZEK	1:55.420	1:55.764	(26)	
27	32 R.VALENTE	31.496	32 R.VALENTE	41.844	16 M.BUDZIASZEK	42.199	27	32 R.VALENTE	1:55.662	1:55.904	(27)	
28	77 B.BAÑOS	31.774	77 B.BAÑOS	41.948	32 R.VALENTE	42.322	28	77 B.BAÑOS	1:55.921	1:56.363	(28)	
29	6 G.MARQUES	31.847	33 G.SANCHEZ	42.617	6 G.MARQUES	42.900	29	6 G.MARQUES	1:57.504	1:57.742	(29)	
30	33 G.SANCHEZ	32.181	6 G.MARQUES	42.757	33 G.SANCHEZ	42.932	30	33 G.SANCHEZ	1:57.730	1:58.240	(30)	



SBK Junior ESBK Después de LIBRES 1

Velocidad máxima del evento


Nº Piloto	Equipo	Moto	Clase	V.Max	Vit.	Sesión
48 JULIO GARCIA	ESP SOLUTIONS MOTAP RACING TEAM	KAWASAKI	K	199.3	7	LIBRES 1
47 FERRAN HERNANDEZ	TEAM BOX 64	HONDA		198.9	3	LIBRES 1
98 DANIEL MOGEDA	ESP SOLUTIONS MOTAP RACING TEAM	KAWASAKI	K	198.9	3	LIBRES 1
72 YERAY RUIZ	YAMAHA MS RACING	YAMAHA	Y	196.4	4	LIBRES 1
91 BORJA JIMENEZ	ESP SOLUTIONS MOTAP RACING TEAM	KAWASAKI	K	195.7	3	LIBRES 1
94 FACUNDO A. LLAMBIAS	KAWASAKI PL RACING JUNIOR TEAM	KAWASAKI	K	194.6	3	LIBRES 1
8 CARLOS GIMENEZ	ARCO-MOTOR UNIVERSITY TEAM	YAMAHA	Y	193.5	2	LIBRES 1
26 JOSE M OSUNA	DEZA - BOX 77 RACING TEAM	KAWASAKI	K	193.2	5	LIBRES 1
56 DAYRON MORILLAS	YAMAHA MS RACING	YAMAHA	Y	193.2	6	LIBRES 1
57 ANTONIO TORRES	DEZA - BOX 77 RACING TEAM	KAWASAKI	K	193.2	6	LIBRES 1
16 MICHAL A. BUDZIASZEK	I+DENT RACING TEAM	YAMAHA	Y	192.9	3	LIBRES 1
32 RODRIGO VALENTE	GV STRATOS RACING TEAM	YAMAHA	Y	191.5	3	LIBRES 1
44 ERIC FERNANDEZ	TEAM SPEED RACING	KAWASAKI	K	191.5	4	LIBRES 1
25 DEAN BERTA	MDR SPAINCIRCUITS	YAMAHA		191.2	6	LIBRES 1
17 SAMUEL DIAZ	TECNIRACING	KAWASAKI	K	190.8	7	LIBRES 1
27 ALVARO DIAZ	ARCO MOTOR UNIVERSITY TEAM	YAMAHA	Y	190.5	4	LIBRES 1
28 VALENTIN PERRONE				190.5	8	LIBRES 1
51 JUAN P. URIOSTEGUI	I+DENT RACING TEAM	YAMAHA	Y	190.5	3	LIBRES 1
20 JAVIER CORRAL	ARCO-MOTOR UNIVERSITY TEAM	YAMAHA	Y	190.1	2	LIBRES 1
77 BRUNO BAÑOS	DEZA - BOX 77 RACING TEAM	KAWASAKI	K	190.1	2	LIBRES 1
2 NATALIA RIVERA	I+DENT RACING TEAM	YAMAHA	Y	189.8	9	LIBRES 1
18 JOAN SANTOS	QRG MOTOR RACING	KAWASAKI	K	189.5	6	LIBRES 1
74 JUAN A. CONESA	TEAM LAGLISSE			189.5	3	LIBRES 1
31 MAX SANCHEZ	ETG RACING	YAMAHA	Y	189.1	4	LIBRES 1
53 HECTOR YEBRA	HYCOMPETICION	KAWASAKI	K	188.8	6	LIBRES 1
35 YERAY SAIZ	KAWASAKI PL RACING JUNIOR TEAM	KAWASAKI	K	188.2	2	LIBRES 1
81 JUAN E. RIVERA	AUSTIN RACING VHC LIQUI MOLY	KAWASAKI	K	187.5	3	LIBRES 1
6 GUILHERME MARQUES	MIGUEL OLIVEIRA FAN CLUB	YAMAHA		184.9	2	LIBRES 1
33 GONZALO SANCHEZ	ETG RACING	YAMAHA	Y	182.1	5	LIBRES 1
65 ENZO MACCAPANI	TEAM BRASIL BY MS RACING	YAMAHA		182.1	9	LIBRES 1



SBK Junior
ESBK
LIBRES 1

Secuencia de vueltas rápidas

T. Sesión	Nº Piloto	Equipo	Moto	Clase	Tiempo	Km/h	Vlt.
4:02.652	28 VALENTIN PERRONE				1:55.118	123.0	2
4:09.366	74 JUAN A. CONESA	TEAM LAGLISSE			1:54.132	124.1	2
4:09.366	98 DANIEL MOGEDA	ESP SOLUTIONS MOTAP RACING TEAM	KAWASAKI	K	1:53.601	124.6	2
4:21.139	72 YERAY RUIZ	YAMAHA MS RACING	YAMAHA	Y	1:53.464	124.8	2
4:21.417	56 DAYRON MORILLAS	YAMAHA MS RACING	YAMAHA	Y	1:53.386	124.9	2
6:13.521	44 ERIC FERNANDEZ	TEAM SPEED RACING	KAWASAKI	K	1:52.424	125.9	3
9:58.289	44 ERIC FERNANDEZ	TEAM SPEED RACING	KAWASAKI	K	1:52.100	126.3	5



SBK Junior ESBK LIBRES 1

Análisis de sectores lentos

■ Mejor Personal ■ Mejor de la sesión ■ Cruzando por el pit lane

Vlt.	Tiempo	Sector 1	Sector 2	Sector 3	Km/h	T. Sesión	Vlt.	Tiempo	Sector 1	Sector 2	Sector 3	Km/h	T. Sesión	
2	NATALIA RIVERA ESP							7	2:03.120	37.658	42.515	42.947	115.0	25:39.658
	I+DENT RACING TEAM YAMAHA							8	1:57.501	32.522	42.467	42.512	120.5	27:37.159
								9	1:58.132	32.450	42.306	43.376	119.9	29:35.291
								10	1:55.764	31.464	41.757	42.543	122.3	31:31.055
								11	1:59.455	32.160	43.857	43.438	118.5	33:30.510
								12	1:57.157	32.313	42.645	42.199	120.9	35:27.667
								13	1:56.584	31.924	41.981	42.679	121.4	37:24.251
								14	1:57.061	32.153	42.246	42.662	121.0	39:21.312
								15	1:57.110	32.359	41.994	42.757	120.9	41:18.422
6	GUILHERME MARQUES POR							17	SAMUEL DIAZ ESP					
	MIGUEL OLIVEIRA FAN CLUB YAMAHA							TECNIRACING KAWASAKI						
								1	2:20.351	55.238	42.833	42.280	100.9	2:20.351
								2	1:55.397	31.590	41.916	41.891	122.7	4:15.748
								3	1:54.575	31.217	41.737	41.621	123.6	6:10.323
								4	1:57.175	31.291	41.467	44.417	120.8	8:07.498
								5	1:53.769	30.988	41.405	41.376	124.5	10:01.267
								6	2:02.642	30.876	43.505	48.261	115.4	12:03.909
								7	1:53.387	30.986	41.041	41.360	124.9	13:57.296
								8	1:54.142	30.994	41.124	42.024	124.0	15:51.438
								9	1:53.756	30.956	41.159	41.641	124.5	17:45.194
								10	5:13.475 B				45.2	22:58.669
								11	2:05.762	36.008	44.188	45.566	112.6	25:04.431
								12	1:54.267	31.155	41.320	41.792	123.9	26:58.698
								13	1:56.270	32.080	42.295	41.895	121.8	28:54.968
								14	2:01.180	32.372	46.786	42.022	116.8	30:56.148
8	CARLOS GIMENEZ ESP							18	JOAN SANTOS ESP					
	ARCO-MOTOR UNIVERSITY TEAM YAMAHA							QRG MOTOR RACING KAWASAKI						
								1	2:48.660	1:23.207	42.797	42.656	83.9	2:48.660
								2	1:55.020	31.633	41.595	41.792	123.1	4:43.680
								3	1:54.536	31.557	41.251	41.728	123.6	6:38.216
								4	1:55.171	31.401	41.324	42.446	122.9	8:33.387
								5	1:54.183	31.716	41.007	41.460	124.0	10:27.570
								6	1:53.518	31.105	40.992	41.421	124.7	12:21.088
								7	1:53.896	31.309	41.205	41.382	124.3	14:14.984
								8	8:45.300 B	31.347	42.962	7:30.991	27.0	23:00.284
								9	2:03.674	36.359	44.512	42.803	114.5	25:03.958
								10	1:54.537	31.235	41.319	41.983	123.6	26:58.495
								11	2:02.863	31.535	48.803	42.525	115.2	29:01.358
								12	1:55.671	31.699	41.808	42.164	122.4	30:57.029
								13	2:19.327 B	31.836	41.977	1:05.514	101.6	33:16.356
								14	2:04.128	40.091	41.961	42.076	114.1	35:20.484
								15	1:55.378	31.817	41.576	41.985	122.7	37:15.862
								16	1:59.596	31.719	45.631	42.246	118.4	39:15.458
								17	1:55.168	31.646	41.522	42.000	122.9	41:10.626
16	MICHAL A. BUDZIASZEK POL							20	JAVIER CORRAL ESP					
	I+DENT RACING TEAM YAMAHA							ARCO-MOTOR UNIVERSITY TEAM YAMAHA						
								1	3:25.210	2:00.883	42.212	42.115	69.0	3:25.210
								2	1:54.001	31.367	41.323	41.311	124.2	5:19.211
								3	1:54.481	31.700	41.242	41.539	123.7	7:13.692
								4	1:53.452	31.239	40.998	41.215	124.8	9:07.144
								5	8:26.015 B	30.789	41.566	7:13.660	28.0	17:33.159
								6	5:22.325 B				43.9	22:55.484
								7	2:22.226 B	35.507	45.567	1:01.152	99.6	25:17.710
								8	2:02.119	36.115	43.199	42.805	115.9	27:19.829



SBK Junior
ESBK
LIBRES 1

Análisis de sectores lentos

■ Mejor Personal							■ Mejor de la sesión							■ Cruzando por el pit lane						
Vlt.	Tiempo	Sector 1	Sector 2	Sector 3	Km/h	T. Sesión	Vlt.	Tiempo	Sector 1	Sector 2	Sector 3	Km/h	T. Sesión	Vlt.	Tiempo	Sector 1	Sector 2	Sector 3	Km/h	T. Sesión
25	DEAN BERTA ESP																			
		MDR SPAINCIRCUITS				YAMAHA														
1	2:29.066	1:02.922	43.212	42.932	95.0	2:29.066	12	1:53.525	31.336	40.693	41.496	124.7	34:59.120	13	1:53.138	31.323	40.455	41.360	125.1	36:52.258
26	JOSE M OSUNA ESP																			
		DEZA - BOX 77 RACING TEAM				KAWASAKI														
1	2:52.983	1:21.440	48.098	43.445	81.9	2:52.983	14	1:59.948	34.290	42.755	42.903	118.0	38:52.206	15	1:53.672	31.045	41.130	41.497	124.6	40:45.878
27	ALVARO DIAZ ESP																			
		ARCO MOTOR UNIVERSITY TEAM				YAMAHA														
1	3:24.832	1:59.663	42.865	42.304	69.1	3:24.832														
28	VALENTIN PERRONE ARG																			
1	2:07.534	41.056	43.022	43.456	111.0	2:07.534														
31	MAX SANCHEZ ESP																			
		ETG RACING				YAMAHA														
1	2:56.962	1:32.449	42.230	42.283	80.0	2:56.962														
32	RODRIGO VALENTE POR																			
		GV STRATOS RACING TEAM				YAMAHA														
1	2:12.583	44.709	44.495	43.379	106.8	2:12.583														





SBK Junior ESBK LIBRES 1

Análisis de sectores lentos

■ Mejor Personal ■ Mejor de la sesión ■ Cruzando por el pit lane

Vlt.	Tiempo	Sector 1	Sector 2	Sector 3	Km/h	T. Sesión	Vlt.	Tiempo	Sector 1	Sector 2	Sector 3	Km/h	T. Sesión
13	1:56.710	31.947	41.973	42.790	121.3	36:19.509	65 ENZO MACCAPANI						BRA
14	1:55.915	31.929	41.866	42.120	122.1	38:15.424	TEAM BRASIL BY MS RACING						YAMAHA
15	1:55.629	31.862	41.688	42.079	122.5	40:11.053	1	2:13.760			105.9	2:13.760	
53 HECTOR YEBRA							72 YERAY RUIZ						ESP
HYCOMPETICION							YAMAHA MS RACING						YAMAHA
KAWASAKI							1	2:27.675	1:01.638	44.205	41.832	95.9	2:27.675
1	2:11.853	42.503	44.161	45.189	107.4	2:11.853	2	1:53.464	30.887	40.921	41.656	124.8	4:21.139
2	1:56.098	31.662	42.208	42.228	122.0	4:07.951	3	1:52.542	30.848	40.742	40.952	125.8	6:13.681
3	1:55.609	31.599	41.988	42.022	122.5	6:03.560	4	1:52.540	30.657	40.509	41.374	125.8	8:06.221
4	2:02.954	36.244	42.138	44.572	115.2	8:06.514	5	1:52.588	30.728	40.585	41.275	125.8	9:58.809
5	1:54.751	31.249	41.754	41.748	123.4	10:01.265	6	2:02.578	31.040	49.381	42.157	115.5	12:01.387
6	2:02.331	31.361	42.558	48.412	115.7	12:03.596	7	1:53.120	31.101	40.855	41.164	125.2	13:54.507
7	1:56.244	32.367	41.748	42.129	121.8	13:59.840	8	1:53.512	30.859	41.204	41.449	124.7	15:48.019
8	10:57.661 B	32.930	44.198	9:40.533	21.5	24:57.501	9	7:54.178 B	31.301	43.038	6:39.839	29.9	23:42.197
9	2:05.297	40.830	42.073	42.394	113.0	27:02.798	10	2:04.102	37.564	44.489	42.049	114.1	25:46.299
10	1:55.715	31.677	41.801	42.237	122.4	28:58.513	11	1:52.669	30.696	40.660	41.313	125.7	27:38.968
11	1:55.627	31.506	41.784	42.337	122.5	30:54.140	12	1:54.541	32.862	40.553	41.126	123.6	29:33.509
12	2:05.020	32.360	46.165	46.495	113.3	32:59.160	13	1:52.417	30.696	40.403	41.318	125.9	31:25.926
13	2:02.195	32.038	47.880	42.277	115.9	35:01.355	14	1:55.129	33.322	40.700	41.107	123.0	33:21.055
14	1:57.305	31.653	42.545	43.107	120.7	36:58.660	15	1:52.811	30.858	40.710	41.243	125.5	35:13.866
15	1:57.050	31.765	42.744	42.541	121.0	38:55.710	16	1:55.279	33.529	40.602	41.148	122.8	37:09.145
16	1:56.237	31.857	41.814	42.566	121.8	40:51.947	17	1:52.365	30.882	40.480	41.003	126.0	39:01.510
56 DAYRON MORILLAS							74 JUAN A. CONESA						ESP
YAMAHA MS RACING							TEAM LAGLISSE						
YAMAHA							1	2:15.234	41.196	52.096	41.942	104.7	2:15.234
1	2:28.031	1:01.845	44.259	41.927	95.6	2:28.031	2	1:54.132	31.369	41.280	41.483	124.1	4:09.366
2	1:53.386	30.806	41.260	41.320	124.9	4:21.417	3	1:57.366	34.001	41.685	41.680	120.6	6:06.732
3	1:52.912	30.846	40.889	41.177	125.4	6:14.329	4	2:10.301 B	31.037	41.236	58.028	108.7	8:17.033
4	1:53.057	30.908	40.787	41.362	125.2	8:07.386	5	2:05.333	43.118	40.989	41.226	113.0	10:22.366
5	1:52.642	30.802	40.653	41.187	125.7	10:00.028	6	1:52.917	30.922	40.746	41.249	125.4	12:15.283
6	13:42.807 B	31.650	44.597	...	17.2	23:42.835	7	1:53.272	31.332	40.669	41.271	125.0	14:08.555
7	2:03.950	37.407	44.322	42.221	114.2	25:46.785	8	1:53.041	31.258	40.587	41.196	125.3	16:01.596
8	1:54.277	30.932	41.630	41.715	123.9	27:41.062	9	1:53.117	31.094	40.691	41.332	125.2	17:54.713
9	1:53.814	31.040	40.507	42.267	124.4	29:34.876	10	10:11.268 B				23.2	28:05.981
10	1:52.896	30.821	40.684	41.391	125.4	31:27.772	11	2:00.491	38.523	40.770	41.198	117.5	30:06.472
11	1:53.190	31.244	40.656	41.290	125.1	33:20.962	12	1:53.164	31.026	40.782	41.356	125.1	31:59.636
12	1:53.471	31.128	40.787	41.556	124.8	35:14.433	13	2:19.203 B	40.532	43.036	55.635	101.7	34:18.839
13	1:56.021	33.300	40.697	42.024	122.0	37:10.454	14	2:04.497	40.475	41.212	42.810	113.7	36:23.336
14	1:53.504	31.186	40.584	41.734	124.7	39:03.958	15	1:52.698	30.911	40.667	41.120	125.6	38:16.034
15	1:52.585	30.889	40.386	41.310	125.8	40:56.543	16	1:53.657	31.716	40.696	41.245	124.6	40:09.691
57 ANTONIO TORRES													
DEZA - BOX 77 RACING TEAM													
KAWASAKI													
1	2:56.054	1:31.385	42.485	42.184	80.4	2:56.054							
2	1:54.771	31.347	41.698	41.726	123.4	4:50.825							
3	1:54.394	31.293	41.462	41.639	123.8	6:45.219							
4	1:55.504	32.251	41.585	41.668	122.6	8:40.723							
5	1:54.056	31.094	41.402	41.560	124.1	10:34.779							
6	5:19.165 B	31.667	46.086	4:01.412	44.4	15:53.944							
7	7:12.411 B	38.692	43.007	5:50.712	32.7	23:06.355							
8	5:45.523 B	36.745	43.140	4:25.638	41.0	28:51.878							
9	2:09.961	43.355	43.130	43.476	108.9	31:01.839							
10	2:06.965	32.199	46.971	47.795	111.5	33:08.804							
11	1:55.819	31.760	41.954	42.105	122.2	35:04.623							
12	1:55.051	31.628	41.747	41.676	123.1	36:59.674							
13	2:01.552	31.242	44.673	45.637	116.5	39:01.226							
14	1:55.055	31.325	42.031	41.699	123.1	40:56.281							



SBK Junior ESBK LIBRES 1

Análisis de sectores lentos

■ Mejor Personal ■ Mejor de la sesión ■ Cruzando por el pit lane

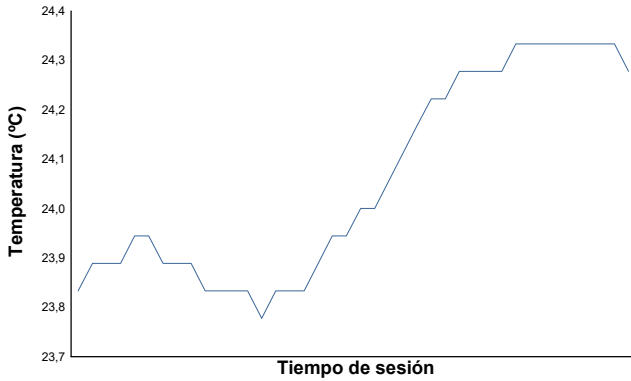
Vlt.	Tiempo	Sector 1	Sector 2	Sector 3	Km/h	T. Sesión	Vlt.	Tiempo	Sector 1	Sector 2	Sector 3	Km/h	T. Sesión
77	BRUNO BAÑOS ESP												
	DEZA - BOX 77 RACING TEAM KAWASAKI												
1	2:58.997	1:33.193	43.151	42.653	79.1	2:58.997	1	2:35.070	1:10.615	42.540	41.915	91.3	2:35.070
2	1:56.363	31.781	42.118	42.464	121.7	4:55.360	2	1:54.348	31.256	41.539	41.553	123.8	4:29.418
3	1:59.659	34.019	43.201	42.439	118.3	6:55.019	3	5:17.365 B	30.938	41.309	4:05.118	44.6	9:46.783
4	1:56.721	32.124	42.398	42.199	121.3	8:51.740	4	2:15.648	42.847	44.648	48.153	104.4	12:02.431
5	1:56.754	31.774	41.948	43.032	121.3	10:48.494	5	1:53.482	31.017	41.198	41.267	124.8	13:55.913
6	5:31.744 B	31.903	43.183	4:16.658	42.7	16:20.238	6	1:54.968	30.908	41.780	42.280	123.2	15:50.881
7	6:54.870 B	37.686	43.414	5:33.770	34.1	23:15.108	7	1:53.636	30.823	40.958	41.855	124.6	17:44.517
8	2:04.184	37.762	43.331	43.091	114.0	25:19.292	8	5:54.475 B				39.9	23:38.992
9	1:57.912	32.298	42.414	43.200	120.1	27:17.204	9	2:07.007	40.459	44.378	42.170	111.5	25:45.999
10	1:58.962	32.033	41.980	44.949	119.0	29:16.166	10	1:53.623	31.344	40.967	41.312	124.6	27:39.622
11	1:57.564	32.166	42.360	43.038	120.4	31:13.730	11	1:53.136	30.965	40.879	41.292	125.1	29:32.758
12	6:06.763 B	34.356	44.764	4:47.643	38.6	37:20.493	12	1:55.121	32.631	41.262	41.228	123.0	31:27.879
13	2:05.938	39.224	43.672	43.042	112.4	39:26.431	13	1:52.831	30.810	40.738	41.283	125.5	33:20.710
14	1:58.329	32.837	42.568	42.924	119.7	41:24.760	14	1:55.178	31.136	42.516	41.526	122.9	35:15.888
							15	1:53.031	30.957	40.735	41.339	125.3	37:08.919
							16	1:52.788	30.826	41.033	40.929	125.5	39:01.707
							17	1:53.217	31.072	40.964	41.181	125.1	40:54.924
81	JUAN E. RIVERA COL												
	AUSTIN RACING VHC LIQUI MOLY KAWASAKI												
1	2:42.591	1:17.838	42.162	42.591	87.1	2:42.591	1	2:15.765	42.065	51.675	42.025	104.3	2:15.765
2	1:55.870	31.848	41.821	42.201	122.2	4:38.461	2	1:53.601	30.935	41.438	41.228	124.6	4:09.366
3	1:54.810	31.392	41.470	41.948	123.3	6:33.271	3	1:56.346	33.643	41.428	41.275	121.7	6:05.712
4	1:54.144	31.256	41.230	41.658	124.0	8:27.415	4	2:40.467 B	33.585	41.290	1:25.592	88.2	8:46.179
5	1:54.736	31.499	41.363	41.874	123.4	10:22.151	5	1:57.417	34.697	41.175	41.545	120.6	10:43.596
6	1:56.690	31.311	41.643	43.736	121.3	12:18.841	6	1:53.523	31.230	40.953	41.340	124.7	12:37.119
7	1:54.592	31.431	41.341	41.820	123.6	14:13.433	7	1:52.894	30.890	40.842	41.162	125.4	14:30.013
8	11:19.053 B	33.154	41.810	...	20.9	25:32.486	8	1:52.696	30.780	40.709	41.207	125.6	16:22.709
9	2:07.799	43.004	43.018	41.777	110.8	27:40.285	9	20:39.031 B	30.884			11.4	37:01.740
10	1:54.698	31.383	41.138	42.177	123.4	29:34.983	10	2:04.501	40.761	42.165	41.575	113.7	39:06.241
11	1:53.567	31.048	40.909	41.610	124.7	31:28.550	11	1:52.878	30.677	40.992	41.209	125.4	40:59.119
12	1:53.919	31.225	41.036	41.658	124.3	33:22.469							
13	1:54.719	31.410	41.394	41.915	123.4	35:17.188							
14	1:53.997	31.513	41.000	41.484	124.2	37:11.185							
15	1:54.343	31.210	41.296	41.837	123.8	39:05.528							
16	1:55.376	31.528	41.017	42.831	122.7	41:00.904							
91	BORJA JIMENEZ ESP												
	ESP SOLUTIONS MOTAP RACING T KAWASAKI												
1	2:14.247	40.932	51.373	41.942	105.5	2:14.247							
2	1:56.782	33.547	41.979	41.256	121.2	4:11.029							
3	1:54.551	30.945	40.976	42.630	123.6	6:05.580							
4	2:36.173 B	31.385	43.969	1:20.819	90.7	8:41.753							
5	1:58.325	36.057	41.038	41.230	119.7	10:40.078							
6	1:52.506	30.891	40.718	40.897	125.8	12:32.584							
7	1:52.679	31.136	40.638	40.905	125.7	14:25.263							
8	1:52.424	31.056	40.533	40.835	125.9	16:17.687							
9	8:31.424 B	30.868	40.489	7:20.067	27.7	24:49.111							
10	2:08.139	43.866	42.470	41.803	110.5	26:57.250							
11	1:58.872	36.304	41.235	41.333	119.1	28:56.122							
12	1:55.394	31.317	41.030	43.047	122.7	30:51.516							
13	5:39.870 B	32.462	41.026	4:26.382	41.7	36:31.386							
14	1:59.790	36.854	41.724	41.212	118.2	38:31.176							
15	1:52.937	31.088	40.969	40.880	125.4	40:24.113							
94	FACUNDO A. LLAMBIAS URU												
	KAWASAKI PL RACING JUNIOR TEA KAWASAKI												



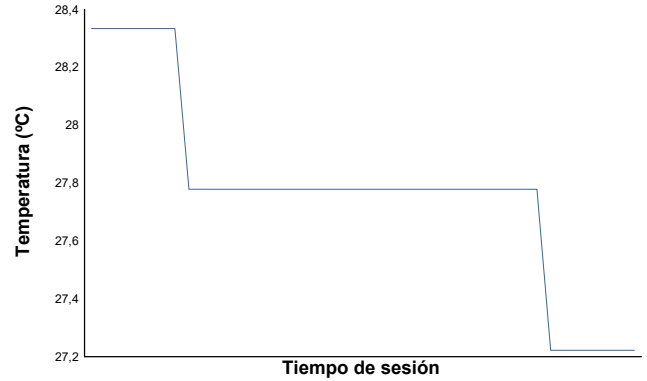
ESBK
SBK Junior
LIBRES 1

Informe meteorológico

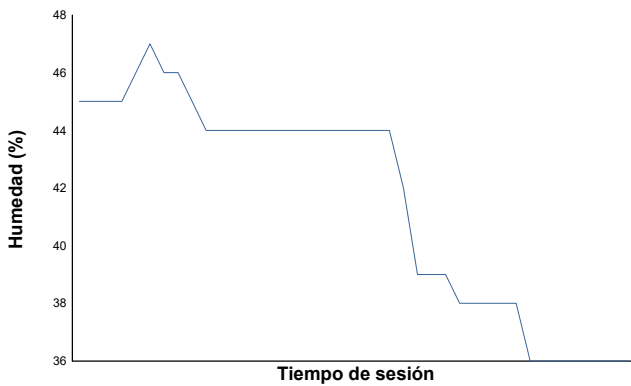
Temperatura del Aire



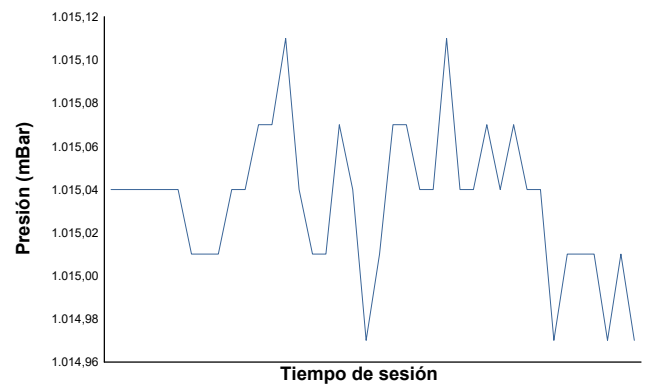
Temperatura de la Pista



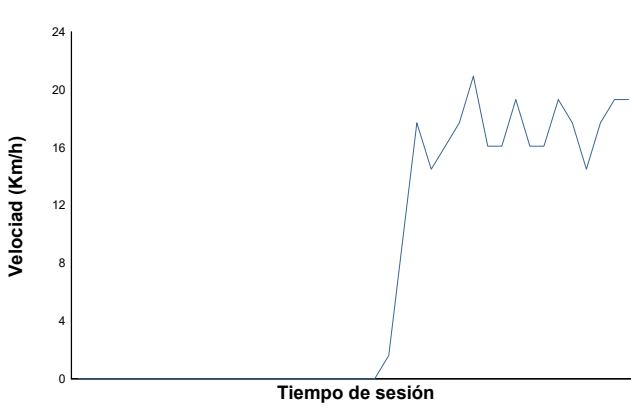
Humedad



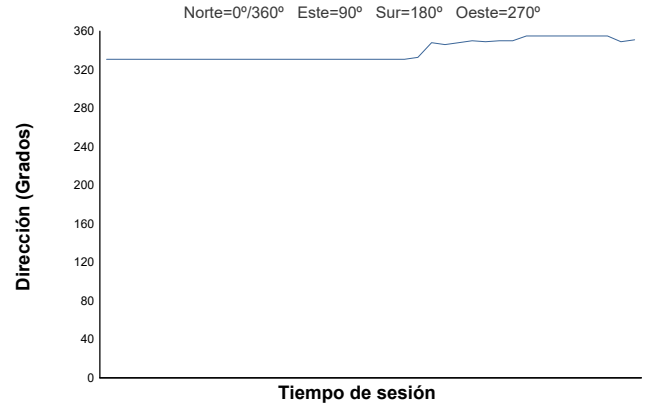
Presión



Velocidad del viento



Dirección del viento



Estado de pista: **SECO**