



## SBK Junior ESBK ENT. CRONOMETRADO

### Clasificación

Nº	Piloto	Nac	Equipo	Moto	Neum.	Cl.	Tiempo	Vlt.	Total	Dif.	Km/h
1	72 YERAY RUIZ	ESP	YAMAHA MS RACING	YAMAHA	PIRELLI	Y	1:51.339	12	13	-	127.2
2	91 BORJA JIMENEZ	ESP	ESP SOLUTIONS MOTAP RACING TEAM	KAWASAKI	PIRELLI	K	1:51.497	13	14	+0.158	127.0
3	44 ERIC FERNANDEZ	ESP	TEAM SPEED RACING	KAWASAKI	PIRELLI	K	1:51.561	10	13	+0.222	126.9
4	98 DANIEL MOGEDA	ESP	ESP SOLUTIONS MOTAP RACING TEAM	KAWASAKI	PIRELLI	K	1:51.638	13	13	+0.299	126.8
5	27 ALVARO DIAZ	ESP	ARCO MOTOR UNIVERSITY TEAM	YAMAHA	PIRELLI	Y	1:51.688	5	13	+0.349	126.8
6	74 JUAN A. CONESA	ESP	TEAM LAGLISSE		PIRELLI		1:51.977	7	13	+0.638	126.4
7	48 JULIO GARCIA	ESP	ESP SOLUTIONS MOTAP RACING TEAM	KAWASAKI	PIRELLI	K	1:52.116	5	13	+0.777	126.3
8	26 JOSE M OSUNA	ESP	DEZA - BOX 77 RACING TEAM	KAWASAKI	PIRELLI	K	1:52.170	9	9	+0.831	126.2
9	35 YERAY SAIZ	ESP	KAWASAKI PL RACING JUNIOR TEAM	KAWASAKI	PIRELLI	K	1:52.175	12	13	+0.836	126.2
10	47 FERRAN HERNANDEZ	ESP	TEAM BOX 64	HONDA	PIRELLI		1:52.180	5	15	+0.841	126.2
11	25 DEAN BERTA	ESP	MDR SPAINCIRCUITS	YAMAHA	PIRELLI		1:52.277	12	13	+0.938	126.1
12	56 DAYRON MORILLAS	ESP	YAMAHA MS RACING	YAMAHA	PIRELLI	Y	1:52.551	11	11	+1.212	125.8
13	8 CARLOS GIMENEZ	ESP	ARCO-MOTOR UNIVERSITY TEAM	YAMAHA	PIRELLI	Y	1:52.631	4	13	+1.292	125.7
14	94 FACUNDO A. LLAMBIAS	URU	KAWASAKI PL RACING JUNIOR TEAM	KAWASAKI	PIRELLI	K	1:52.946	11	12	+1.607	125.4
15	18 JOAN SANTOS	ESP	QRG MOTOR RACING	KAWASAKI	PIRELLI	K	1:52.964	13	13	+1.625	125.3
16	17 SAMUEL DIAZ	ESP	TECNIRACING	KAWASAKI	PIRELLI	K	1:53.046	15	15	+1.707	125.2
17	31 MAX SANCHEZ	ESP	ETG RACING	YAMAHA	PIRELLI	Y	1:53.113	7	14	+1.774	125.2
18	20 JAVIER CORRAL	ESP	ARCO-MOTOR UNIVERSITY TEAM	YAMAHA	PIRELLI	Y	1:53.275	9	10	+1.936	125.0
19	81 JUAN E. RIVERA	COL	AUSTIN RACING VHC LIQUI MOLY	KAWASAKI	PIRELLI	K	1:53.338	3	12	+1.999	124.9
20	57 ANTONIO TORRES	ESP	DEZA - BOX 77 RACING TEAM	KAWASAKI	PIRELLI	K	1:53.444	12	13	+2.105	124.8
21	51 JUAN P. URIOSTEGUI	MEX	I+DENT RACING TEAM	YAMAHA	PIRELLI	Y	1:53.562	14	15	+2.223	124.7
22	65 ENZO MACCAPANI	BRA	TEAM BRASIL BY MS RACING	YAMAHA	PIRELLI		1:53.953	8	14	+2.614	124.3
23	53 HECTOR YEBRA	ESP	HYCOMPETICION	KAWASAKI	PIRELLI	K	1:53.993	7	12	+2.654	124.2
24	77 BRUNO BAÑOS	ESP	DEZA - BOX 77 RACING TEAM	KAWASAKI	PIRELLI	K	1:54.608	14	15	+3.269	123.5
25	32 RODRIGO VALENTE	POR	GV STRATOS RACING TEAM	YAMAHA	PIRELLI	Y	1:54.633	7	13	+3.294	123.5
26	33 GONZALO SANCHEZ	ESP	ETG RACING	YAMAHA	PIRELLI	Y	1:55.303	10	13	+3.964	122.8
27	16 MICHAL A. BUDZIASZEK	POL	I+DENT RACING TEAM	YAMAHA	PIRELLI	Y	1:55.380	7	13	+4.041	122.7
28	6 GUILHERME MARQUES	POR	MIGUEL OLIVEIRA FAN CLUB	YAMAHA	PIRELLI		1:55.755	13	13	+4.416	122.3
29	2 NATALIA RIVERA	ESP	I+DENT RACING TEAM	YAMAHA	PIRELLI	Y	1:56.284	6	6	+4.945	121.8

■ No salidos

28	VALENTIN PERRONE	ARG			PIRELLI						
----	------------------	-----	--	--	---------	--	--	--	--	--	--

Vuelta rápida:	Vlt. 12	YERAY RUIZ	1:51.339	127.2 Km/h
----------------	---------	------------	----------	------------

Estado de pista: **SECO**

Hora de publicación: .....

<b>Director de Carrera:</b> Maximo Guerrero	<b>Jefe de Cronometraje:</b> Juan Carlos Jodra 548713-GU
--	--



**SBK Junior**  
**ESBK**  
**ENT. CRONOMETRADO**


**Clasificación por Clase**

Nº Piloto	Nac	Equipo	Moto	Tiempo	Vlt. Total	Dif.	Km/h	
<b>K</b>								
1	91	BORJA JIMENEZ	ESP	ESP SOLUTIONS MOTAP RACING TEAM	KAWASAKI	1:51.497	13 14	127.0
2	44	ERIC FERNANDEZ	ESP	TEAM SPEED RACING	KAWASAKI	1:51.561	10 13	+0.064 +0.064 126.9
3	98	DANIEL MOGEDA	ESP	ESP SOLUTIONS MOTAP RACING TEAM	KAWASAKI	1:51.638	13 13	+0.141 +0.077 126.8
4	48	JULIO GARCIA	ESP	ESP SOLUTIONS MOTAP RACING TEAM	KAWASAKI	1:52.116	5 13	+0.619 +0.478 126.3
5	26	JOSE M OSUNA	ESP	DEZA - BOX 77 RACING TEAM	KAWASAKI	1:52.170	9 9	+0.673 +0.054 126.2
6	35	YERAY SAIZ	ESP	KAWASAKI PL RACING JUNIOR TEAM	KAWASAKI	1:52.175	12 13	+0.678 +0.005 126.2
7	94	FACUNDO A. LLAMBIAS	URU	KAWASAKI PL RACING JUNIOR TEAM	KAWASAKI	1:52.946	11 12	+1.449 +0.771 125.4
8	18	JOAN SANTOS	ESP	QRG MOTOR RACING	KAWASAKI	1:52.964	13 13	+1.467 +0.018 125.3
9	17	SAMUEL DIAZ	ESP	TECNIRACING	KAWASAKI	1:53.046	15 15	+1.549 +0.082 125.2
10	81	JUAN E. RIVERA	COL	AUSTIN RACING VHC LIQUI MOLY	KAWASAKI	1:53.338	3 12	+1.841 +0.292 124.9
11	57	ANTONIO TORRES	ESP	DEZA - BOX 77 RACING TEAM	KAWASAKI	1:53.444	12 13	+1.947 +0.106 124.8
12	53	HECTOR YEBRA	ESP	HYCOMPETICION	KAWASAKI	1:53.993	7 12	+2.496 +0.549 124.2
13	77	BRUNO BAÑOS	ESP	DEZA - BOX 77 RACING TEAM	KAWASAKI	1:54.608	14 15	+3.111 +0.615 123.5
<b>Y</b>								
1	72	YERAY RUIZ	ESP	YAMAHA MS RACING	YAMAHA	1:51.339	12 13	127.2
2	27	ALVARO DIAZ	ESP	ARCO MOTOR UNIVERSITY TEAM	YAMAHA	1:51.688	5 13	+0.349 +0.349 126.8
3	56	DAYRON MORILLAS	ESP	YAMAHA MS RACING	YAMAHA	1:52.551	11 11	+1.212 +0.863 125.8
4	8	CARLOS GIMENEZ	ESP	ARCO-MOTOR UNIVERSITY TEAM	YAMAHA	1:52.631	4 13	+1.292 +0.080 125.7
5	31	MAX SANCHEZ	ESP	ETG RACING	YAMAHA	1:53.113	7 14	+1.774 +0.482 125.2
6	20	JAVIER CORRAL	ESP	ARCO-MOTOR UNIVERSITY TEAM	YAMAHA	1:53.275	9 10	+1.936 +0.162 125.0
7	51	JUAN P. URIOSTEGUI	MEX	I+DENT RACING TEAM	YAMAHA	1:53.562	14 15	+2.223 +0.287 124.7
8	32	RODRIGO VALENTE	POR	GV STRATOS RACING TEAM	YAMAHA	1:54.633	7 13	+3.294 +1.071 123.5
9	33	GONZALO SANCHEZ	ESP	ETG RACING	YAMAHA	1:55.303	10 13	+3.964 +0.670 122.8
10	16	MICHAL A. BUDZIASZEK	POL	I+DENT RACING TEAM	YAMAHA	1:55.380	7 13	+4.041 +0.077 122.7
11	2	NATALIA RIVERA	ESP	I+DENT RACING TEAM	YAMAHA	1:56.284	6 6	+4.945 +0.904 121.8

Hora de publicación: .....

Estado de pista: **SECO**


<p><b>Director de Carrera:</b> Maximo Guerrero</p>	<p><b>Jefe de Cronometraje:</b> Juan Carlos Jodra 548713-GU</p>
--	---



**SBK Junior**  
**ESBK**  
**ENT. CRONOMETRADO**

**Mejores tiempos de sector**


Sector 1			Sector 2		Sector 3		Pos	Nº Piloto	Vuelta Ideal	Mejor Vuelta
Pos	Nº Piloto	Tiempo	Nº Piloto	Tiempo	Nº Piloto	Tiempo				
1	98 D.MOGEDA	30.322	72 Y.RUIZ	39.959	91 B.JIMENEZ	40.419	1	72 Y.RUIZ	1:50.914	1:51.339 (1)
2	44 E.FERNANDEZ	30.412	27 A.DIAZ	39.984	72 Y.RUIZ	40.499	2	91 B.JIMENEZ	1:51.266	1:51.497 (2)
3	72 Y.RUIZ	30.456	74 J.CONESA	40.067	44 E.FERNANDEZ	40.629	3	44 E.FERNANDEZ	1:51.403	1:51.561 (3)
4	91 B.JIMENEZ	30.535	91 B.JIMENEZ	40.312	74 J.CONESA	40.796	4	98 D.MOGEDA	1:51.482	1:51.638 (4)
5	26 J.OSUNA	30.543	98 D.MOGEDA	40.319	56 D.MORILLAS	40.801	5	74 J.CONESA	1:51.576	1:51.977 (6)
6	47 F.HERNANDEZ	30.548	44 E.FERNANDEZ	40.362	98 D.MOGEDA	40.841	6	27 A.DIAZ	1:51.629	1:51.688 (5)
7	25 D.BERTA	30.579	25 D.BERTA	40.425	35 Y.SAIZ	40.895	7	25 D.BERTA	1:52.029	1:52.277 (11)
8	8 C.GIMENEZ	30.596	35 Y.SAIZ	40.440	48 J.GARCIA	40.899	8	56 D.MORILLAS	1:52.034	1:52.551 (12)
9	48 J.GARCIA	30.617	8 C.GIMENEZ	40.446	27 A.DIAZ	40.950	9	48 J.GARCIA	1:52.041	1:52.116 (7)
10	56 D.MORILLAS	30.645	48 J.GARCIA	40.525	26 J.OSUNA	40.977	10	47 F.HERNANDEZ	1:52.095	1:52.180 (10)
11	27 A.DIAZ	30.695	47 F.HERNANDEZ	40.558	47 F.HERNANDEZ	40.989	11	26 J.OSUNA	1:52.125	1:52.170 (8)
12	74 J.CONESA	30.713	56 D.MORILLAS	40.588	25 D.BERTA	41.025	12	35 Y.SAIZ	1:52.136	1:52.175 (9)
13	94 F.LLAMBIAS	30.728	26 J.OSUNA	40.605	51 J.URIOSTEGUI	41.075	13	8 C.GIMENEZ	1:52.273	1:52.631 (13)
14	81 J.RIVERA	30.738	18 J.SANTOS	40.718	31 M.SANCHEZ	41.094	14	94 F.LLAMBIAS	1:52.679	1:52.946 (14)
15	31 M.SANCHEZ	30.770	81 J.RIVERA	40.726	94 F.LLAMBIAS	41.124	15	31 M.SANCHEZ	1:52.770	1:53.113 (17)
16	35 Y.SAIZ	30.801	20 J.CORRAL	40.799	20 J.CORRAL	41.159	16	81 J.RIVERA	1:52.830	1:53.338 (19)
17	17 S.DIAZ	30.850	94 F.LLAMBIAS	40.827	18 J.SANTOS	41.195	17	20 J.CORRAL	1:52.937	1:53.275 (18)
18	65 E.MACCAPANI	30.891	31 M.SANCHEZ	40.906	57 A.TORRES	41.197	18	18 J.SANTOS	1:52.964	1:52.964 (15)
19	51 J.URIOSTEGUI	30.944	17 S.DIAZ	40.919	8 C.GIMENEZ	41.231	19	17 S.DIAZ	1:53.046	1:53.046 (16)
20	57 A.TORRES	30.976	57 A.TORRES	41.028	17 S.DIAZ	41.277	20	51 J.URIOSTEGUI	1:53.176	1:53.562 (21)
21	20 J.CORRAL	30.979	51 J.URIOSTEGUI	41.157	81 J.RIVERA	41.366	21	57 A.TORRES	1:53.201	1:53.444 (20)
22	18 J.SANTOS	31.051	53 H.YEBRA	41.184	53 H.YEBRA	41.567	22	65 E.MACCAPANI	1:53.794	1:53.953 (22)
23	53 H.YEBRA	31.242	65 E.MACCAPANI	41.204	77 B.BAÑOS	41.616	23	53 H.YEBRA	1:53.993	1:53.993 (23)
24	16 M.BUDZIASZEK	31.245	32 R.VALENTE	41.363	65 E.MACCAPANI	41.699	24	77 B.BAÑOS	1:54.608	1:54.608 (24)
25	77 B.BAÑOS	31.281	33 G.SANCHEZ	41.618	33 G.SANCHEZ	41.782	25	32 R.VALENTE	1:54.633	1:54.633 (25)
26	32 R.VALENTE	31.284	16 M.BUDZIASZEK	41.653	16 M.BUDZIASZEK	41.806	26	16 M.BUDZIASZEK	1:54.704	1:55.380 (27)
27	33 G.SANCHEZ	31.403	77 B.BAÑOS	41.711	32 R.VALENTE	41.986	27	33 G.SANCHEZ	1:54.803	1:55.303 (26)
28	6 G.MARQUES	31.454	2 N.RIVERA	41.744	6 G.MARQUES	42.151	28	6 G.MARQUES	1:55.509	1:55.755 (28)
29	2 N.RIVERA	31.807	6 G.MARQUES	41.904	2 N.RIVERA	42.485	29	2 N.RIVERA	1:56.036	1:56.284 (29)



## SBK Junior ESBK Después de ENT. CRONOMETRADO

Velocidad máxima del evento


Nº Piloto	Equipo	Moto	Clase	V.Max	Vit.	Sesión
48 JULIO GARCIA	ESP SOLUTIONS MOTAP RACING TEAM	KAWASAKI	K	199.3	7	LIBRES 1
47 FERRAN HERNANDEZ	TEAM BOX 64	HONDA		198.9	3	LIBRES 1
98 DANIEL MOGEDA	ESP SOLUTIONS MOTAP RACING TEAM	KAWASAKI	K	198.9	3	LIBRES 1
44 ERIC FERNANDEZ	TEAM SPEED RACING	KAWASAKI	K	198.5	13	ENT. CRONOMETRADO
72 YERAY RUIZ	YAMAHA MS RACING	YAMAHA	Y	196.4	4	LIBRES 1
91 BORJA JIMENEZ	ESP SOLUTIONS MOTAP RACING TEAM	KAWASAKI	K	195.7	3	LIBRES 1
94 FACUNDO A. LLAMBIAS	KAWASAKI PL RACING JUNIOR TEAM	KAWASAKI	K	195.3	3	ENT. CRONOMETRADO
25 DEAN BERTA	MDR SPAINCIRCUITS	YAMAHA		194.2	5	ENT. CRONOMETRADO
26 JOSE M OSUNA	DEZA - BOX 77 RACING TEAM	KAWASAKI	K	194.2	3	ENT. CRONOMETRADO
56 DAYRON MORILLAS	YAMAHA MS RACING	YAMAHA	Y	193.9	11	ENT. CRONOMETRADO
8 CARLOS GIMENEZ	ARCO-MOTOR UNIVERSITY TEAM	YAMAHA	Y	193.5	2	LIBRES 1
27 ALVARO DIAZ	ARCO MOTOR UNIVERSITY TEAM	YAMAHA	Y	193.2	3	ENT. CRONOMETRADO
57 ANTONIO TORRES	DEZA - BOX 77 RACING TEAM	KAWASAKI	K	193.2	6	LIBRES 1
16 MICHAL A. BUDZIASZEK	I+DENT RACING TEAM	YAMAHA	Y	192.9	3	LIBRES 1
65 ENZO MACCAPANI	TEAM BRASIL BY MS RACING	YAMAHA		192.2	3	ENT. CRONOMETRADO
17 SAMUEL DIAZ	TECNIRACING	KAWASAKI	K	191.8	3	ENT. CRONOMETRADO
31 MAX SANCHEZ	ETG RACING	YAMAHA	Y	191.5	4	ENT. CRONOMETRADO
32 RODRIGO VALENTE	GV STRATOS RACING TEAM	YAMAHA	Y	191.5	3	LIBRES 1
51 JUAN P. URIOSTEGUI	I+DENT RACING TEAM	YAMAHA	Y	191.2	4	ENT. CRONOMETRADO
28 VALENTIN PERRONE				190.5	8	LIBRES 1
20 JAVIER CORRAL	ARCO-MOTOR UNIVERSITY TEAM	YAMAHA	Y	190.1	2	LIBRES 1
33 GONZALO SANCHEZ	ETG RACING	YAMAHA	Y	190.1	5	ENT. CRONOMETRADO
77 BRUNO BAÑOS	DEZA - BOX 77 RACING TEAM	KAWASAKI	K	190.1	2	LIBRES 1
2 NATALIA RIVERA	I+DENT RACING TEAM	YAMAHA	Y	189.8	9	LIBRES 1
53 HECTOR YEBRA	HYCOMPETICION	KAWASAKI	K	189.8	9	ENT. CRONOMETRADO
18 JOAN SANTOS	QRG MOTOR RACING	KAWASAKI	K	189.5	6	LIBRES 1
74 JUAN A. CONESA	TEAM LAGLISSE			189.5	3	LIBRES 1
81 JUAN E. RIVERA	AUSTIN RACING VHC LIQUI MOLY	KAWASAKI	K	189.5	3	ENT. CRONOMETRADO
35 YERAY SAIZ	KAWASAKI PL RACING JUNIOR TEAM	KAWASAKI	K	188.2	2	LIBRES 1
6 GUILHERME MARQUES	MIGUEL OLIVEIRA FAN CLUB	YAMAHA		185.2	13	ENT. CRONOMETRADO



## SBK Junior ESBK ENT. CRONOMETRADO

### Secuencia de vueltas rápidas

T. Sesión	Nº Piloto	Equipo	Moto	Clase	Tiempo	Km/h	Vlt.
4:16.836	32 RODRIGO VALENTE	GV STRATOS RACING TEAM	YAMAHA	Y	1:58.881	119.1	2
4:20.032	91 BORJA JIMENEZ	ESP SOLUTIONS MOTAP RACING TEAM	KAWASAKI	K	1:53.687	124.5	2
4:21.694	48 JULIO GARCIA	ESP SOLUTIONS MOTAP RACING TEAM	KAWASAKI	K	1:53.632	124.6	2
4:23.188	98 DANIEL MOGEDA	ESP SOLUTIONS MOTAP RACING TEAM	KAWASAKI	K	1:53.616	124.6	2
4:53.433	72 YERAY RUIZ	YAMAHA MS RACING	YAMAHA	Y	1:52.816	125.5	2
6:17.231	47 FERRAN HERNANDEZ	TEAM BOX 64	HONDA		1:52.765	125.6	3
6:45.816	72 YERAY RUIZ	YAMAHA MS RACING	YAMAHA	Y	1:52.383	126.0	3
9:58.423	91 BORJA JIMENEZ	ESP SOLUTIONS MOTAP RACING TEAM	KAWASAKI	K	1:52.147	126.3	5
10:01.512	48 JULIO GARCIA	ESP SOLUTIONS MOTAP RACING TEAM	KAWASAKI	K	1:52.116	126.3	5
10:35.013	72 YERAY RUIZ	YAMAHA MS RACING	YAMAHA	Y	1:52.010	126.4	5
10:38.995	27 ALVARO DIAZ	ARCO MOTOR UNIVERSITY TEAM	YAMAHA	Y	1:51.688	126.8	5
18:40.454	72 YERAY RUIZ	YAMAHA MS RACING	YAMAHA	Y	1:51.601	126.9	9
20:32.613	44 ERIC FERNANDEZ	TEAM SPEED RACING	KAWASAKI	K	1:51.561	126.9	10
28:33.227	72 YERAY RUIZ	YAMAHA MS RACING	YAMAHA	Y	1:51.339	127.2	12

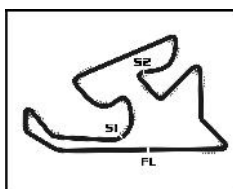


# SBK Junior ESBK ENT. CRONOMETRADO

## Análisis de sectores lentos (114%)

Mejor Personal Mejor de la sesión Cruzando por el pit lane

Vlt.	Tiempo	Sector 1	Sector 2	Sector 3	Km/h	T. Sesión	Vlt.	Tiempo	Sector 1	Sector 2	Sector 3	Km/h	T. Sesión	
<b>2</b>	<b>NATALIA RIVERA</b> ESP I+DENT RACING TEAM YAMAHA							<b>17</b>	<b>SAMUEL DIAZ</b> ESP TECNIRACING KAWASAKI					
1	2:59.947B	50.715	45.213	1:24.019	78.7	2:59.947	1	2:28.721	1:02.625	43.723	42.373	95.2	2:28.721	
2	2:10.397	43.083	42.997	44.317	108.6	5:10.344	2	1:55.978	31.713	42.712	41.553	122.1	4:24.699	
3	3:58.315B	35.609	48.541	2:34.165	59.4	9:08.659	3	1:54.740	31.322	41.970	41.448	123.4	6:19.439	
4	2:06.185	39.842	43.213	43.130	112.2	11:14.844	4	1:53.633	31.112	41.198	41.323	124.6	8:13.072	
5	1:56.669	32.102	42.082	42.485	121.4	13:11.513	5	1:53.396	31.031	41.009	41.356	124.9	10:06.468	
6	1:56.284	31.807	41.744	42.733	121.8	15:07.797	6	1:53.579	31.071	41.096	41.412	124.7	12:00.047	
<b>6</b>	<b>GUILHERME MARQUES</b> POR MIGUEL OLIVEIRA FAN CLUB YAMAHA							7	1:53.472	31.016	41.050	41.406	124.8	13:53.519
1	2:33.361	1:03.479	45.652	44.230	92.3	2:33.361	8	1:56.929	31.118	41.867	43.944	121.1	15:50.448	
2	1:58.707	32.002	43.514	43.191	119.3	4:32.068	9	3:25.156B	31.479	42.539	2:11.138	69.0	19:15.604	
3	1:58.555	31.968	42.896	43.691	119.4	6:30.623	10	1:58.057	35.546	41.162	41.349	119.9	21:13.661	
4	1:58.325	31.887	43.564	42.874	119.7	8:28.948	11	1:54.540	31.031	41.197	42.312	123.6	23:08.201	
5	1:56.619	31.618	42.382	42.619	121.4	10:25.567	12	2:20.960B	33.865	42.106	1:04.989	100.4	25:29.161	
6	2:00.764	31.663	45.989	43.112	117.2	12:26.331	13	2:03.811	35.549	43.895	44.367	114.4	27:32.972	
7	1:57.585	31.751	42.796	43.038	120.4	14:23.916	14	1:54.247	31.405	41.264	41.578	123.9	29:27.219	
8	1:57.265	32.246	42.471	42.548	120.7	16:21.181	15	1:53.046	30.850	40.919	41.277	125.2	31:20.265	
9	6:35.356B	31.958	42.768	5:20.630	35.8	22:56.537		<b>18</b>	<b>JOAN SANTOS</b> ESP QRG MOTOR RACING KAWASAKI					
10	2:04.052	37.667	42.632	43.753	114.1	25:00.589	1	3:13.547	1:48.592	42.796	42.159	73.2	3:13.547	
11	1:57.162	31.571	42.135	43.456	120.8	26:57.751	2	1:54.309	31.270	41.159	41.880	123.9	5:07.856	
12	1:56.474	31.454	42.804	42.216	121.6	28:54.225	3	1:55.223	31.323	41.314	42.586	122.9	7:03.079	
13	1:55.755	31.700	41.904	42.151	122.3	30:49.980	4	1:54.450	31.641	41.227	41.582	123.7	8:57.529	
<b>8</b>	<b>CARLOS GIMENEZ</b> ESP ARCO-MOTOR UNIVERSITY TEAM YAMAHA							5	1:53.909	31.363	41.105	41.441	124.3	10:51.438
1	3:07.754	1:43.304	41.579	42.871	75.4	3:07.754	6	1:53.913	31.419	41.048	41.446	124.3	12:45.351	
2	1:53.352	30.929	40.931	41.492	124.9	5:01.106	7	5:11.884B	31.611	42.930	3:57.343	45.4	17:57.235	
3	1:53.613	31.690	40.672	41.251	124.6	6:54.719	8	2:28.736B	40.868	43.240	1:04.628	95.2	20:25.971	
4	1:52.631	30.814	40.446	41.371	125.7	8:47.350	9	2:15.617	40.787	50.056	44.774	104.4	22:41.588	
5	1:53.183	30.883	40.464	41.836	125.1	10:40.533	10	1:55.916	31.707	42.184	42.025	122.1	24:37.504	
6	5:45.790B	30.596	42.518	4:32.676	40.9	16:26.323	11	1:53.987	31.115	41.334	41.538	124.2	26:31.491	
7	2:48.498B	41.074	43.249	1:24.175	84.0	19:14.821	12	1:53.676	31.470	40.933	41.273	124.6	28:25.167	
8	1:58.267	35.698	41.118	41.451	119.7	21:13.088	13	1:52.964	31.051	40.718	41.195	125.3	30:18.131	
9	1:54.731	31.235	40.839	42.657	123.4	23:07.819		<b>20</b>	<b>JAVIER CORRAL</b> ESP ARCO-MOTOR UNIVERSITY TEAM YAMAHA					
10	2:12.879B	33.989	44.158	54.732	106.6	25:20.698	1	3:08.092	1:44.062	42.243	41.787	75.3	3:08.092	
11	2:12.052	41.916	45.208	44.928	107.2	27:32.750	2	2:23.723	31.180	41.420	1:11.123	98.5	5:31.815	
12	1:54.068	31.363	41.104	41.601	124.1	29:26.818	3	10:57.062B	32.053	42.581	9:42.428	21.5	16:28.877	
13	1:52.646	30.723	40.692	41.231	125.7	31:19.464	4	2:46.099B	38.994	42.885	1:24.220	85.2	19:14.976	
<b>16</b>	<b>MICHAL A. BUDZIASZEK</b> POL I+DENT RACING TEAM YAMAHA							5	1:58.198	35.766	41.131	41.301	119.8	21:13.174
1	2:17.768	50.309	43.360	44.099	102.8	2:17.768	6	1:54.635	31.371	41.025	42.239	123.5	23:07.809	
2	2:10.139	32.902	54.540	42.697	108.8	4:27.907	7	2:19.981B	33.829	42.194	1:03.958	101.1	25:27.790	
3	1:56.706	32.069	42.359	42.278	121.3	6:24.613	8	2:04.513	35.761	44.452	44.300	113.7	27:32.303	
4	1:57.106	32.165	42.274	42.667	120.9	8:21.719	9	1:53.275	31.298	40.818	41.159	125.0	29:25.578	
5	1:56.562	32.057	42.086	42.419	121.5	10:18.281	10	1:53.328	30.979	40.799	41.550	124.9	31:18.906	
6	1:56.759	32.117	41.947	42.695	121.3	12:15.040		<b>25</b>	<b>DEAN BERTA</b> ESP MDR SPAINCIRCUITS YAMAHA					
7	1:55.380	31.486	41.653	42.241	122.7	14:10.420	1	2:53.176	1:21.140	48.889	43.147	81.8	2:53.176	
8	1:56.337	32.046	41.953	42.338	121.7	16:06.757	2	1:54.523	31.564	41.186	41.773	123.6	4:47.699	
9	3:29.217B	32.250	42.593	2:14.374	67.7	19:35.974	3	2:00.968	34.508	44.935	41.525	117.0	6:48.667	
10	2:08.042	43.540	42.114	42.388	110.6	21:44.016	4	1:54.780	31.054	41.905	41.821	123.4	8:43.447	
11	1:55.997	31.711	42.480	41.806	122.1	23:40.013	5	1:53.303	30.761	40.961	41.581	125.0	10:36.750	
12	1:55.826	31.635	42.131	42.060	122.2	25:35.839	6	5:43.162B	31.225	44.460	4:27.477	41.3	16:19.912	
13	1:57.753	31.754	41.909	44.090	120.2	27:33.592	7	2:15.196	48.189	43.545	43.462	104.7	18:35.108	



# SBK Junior ESBK ENT. CRONOMETRADO

## Análisis de sectores lentos (114%)

■ Mejor Personal ■ Mejor de la sesión ■ Cruzando por el pit lane

Vlt.	Tiempo	Sector 1	Sector 2	Sector 3	Km/h	T. Sesión	Vlt.	Tiempo	Sector 1	Sector 2	Sector 3	Km/h	T. Sesión	
8	1:53.945	31.269	41.254	41.422	124.3	20:29.053	4	1:56.365	31.418	41.902	43.045	121.7	8:13.592	
9	2:17.627	<b>38.054</b>	<b>48.768</b>	<b>50.805</b>	102.9	22:46.680	5	1:56.136	31.596	41.985	42.555	121.9	10:09.728	
10	1:56.611	30.907	44.500	41.204	121.4	24:43.291	6	1:55.489	31.402	41.732	42.355	122.6	12:05.217	
11	1:55.655	33.760	40.870	<b>41.025</b>	122.4	26:38.946	7	<b>1:54.633</b>	<b>31.284</b>	<b>41.363</b>	<b>41.986</b>	123.5	13:59.850	
12	<b>1:52.277</b>	30.721	<b>40.425</b>	41.131	126.1	28:31.223	8	1:55.879	31.567	41.890	42.422	122.2	15:55.729	
13	1:52.283	<b>30.579</b>	40.528	41.176	126.1	30:23.506	9	1:56.409	31.700	42.067	42.642	121.6	17:52.138	
<b>26</b>	<b>JOSE M OSUNA</b>	ESP					10	6:41.400	<b>B</b>	34.945	43.050	<b>5:23.405</b>	35.3	24:33.538
	DEZA - BOX 77 RACING TEAM	KAWASAKI					11	2:04.463	<b>B</b>	<b>38.427</b>	42.852	43.184	113.8	26:38.001
1	2:59.985	<b>1:27.350</b>	45.144	<b>47.491</b>	78.7	2:59.985	12	1:56.747		32.075	42.380	42.292	121.3	28:34.748
2	1:54.170	31.202	41.561	41.407	124.0	4:54.155	13	1:56.167	31.462	41.961	42.744	121.9	30:30.915	
3	1:53.219	30.681	41.335	41.203	125.1	6:47.374								
4	6:03.588	<b>B</b>	31.266	42.785	<b>4:49.537</b>	38.9	12:50.962							
5	4:41.273	<b>B</b>	<b>40.955</b>	<b>46.811</b>	<b>3:13.507</b>	50.3	17:32.235							
6	6:57.887	<b>B</b>	<b>40.569</b>	45.216	<b>5:32.102</b>	33.9	24:30.122							
7	2:02.213	<b>B</b>	<b>37.639</b>	41.380	43.194	115.9	26:32.335							
8	1:52.336	<b>B</b>	30.737	<b>40.605</b>	40.994	126.0	28:24.671							
9	<b>1:52.170</b>	<b>B</b>	<b>30.543</b>	40.650	<b>40.977</b>	126.2	30:16.841							
<b>27</b>	<b>ALVARO DIAZ</b>	ESP												
	ARCO MOTOR UNIVERSITY TEAM	YAMAHA												
1	3:06.494	<b>1:41.203</b>	42.718	42.573	75.9	3:06.494								
2	1:54.990	32.368	41.332	41.290	123.1	5:01.484								
3	1:52.535	30.824	40.604	41.107	125.8	6:54.019								
4	1:53.288	31.292	40.955	41.041	125.0	8:47.307								
5	<b>1:51.688</b>	<b>30.695</b>	<b>39.984</b>	41.009	126.8	10:38.995								
6	5:48.040	<b>B</b>	31.774	42.240	<b>4:34.026</b>	40.7	16:27.035							
7	2:47.007	<b>B</b>	<b>40.113</b>	43.163	<b>1:23.731</b>	84.8	19:14.042							
8	1:58.242	<b>B</b>	<b>35.739</b>	41.086	41.417	119.7	21:12.284							
9	1:55.129	<b>B</b>	31.100	40.246	43.783	123.0	23:07.413							
10	2:56.690	<b>B</b>	34.010	41.743	<b>1:40.937</b>	80.1	26:04.103							
11	2:00.557	<b>B</b>	<b>36.539</b>	41.704	42.314	117.4	28:04.660							
12	1:52.077	<b>B</b>	30.754	40.373	<b>40.950</b>	126.3	29:56.737							
13	1:55.502	<b>B</b>	32.535	41.234	41.733	122.6	31:52.239							
<b>31</b>	<b>MAX SANCHEZ</b>	ESP												
	ETG RACING	YAMAHA												
1	2:28.346	<b>1:02.407</b>	43.617	42.322	95.4	2:28.346								
2	1:54.548	31.369	41.660	41.519	123.6	4:22.894								
3	1:54.075	31.111	41.490	41.474	124.1	6:16.969								
4	1:53.552	31.078	41.103	41.371	124.7	8:10.521								
5	1:53.355	30.868	<b>40.906</b>	41.581	124.9	10:03.876								
6	1:53.300	31.029	41.177	<b>41.094</b>	125.0	11:57.176								
7	<b>1:53.113</b>	<b>30.770</b>	41.162	41.181	125.2	13:50.289								
8	1:59.394	31.064	42.890	45.440	118.6	15:49.683								
9	5:16.280	<b>B</b>	33.485	44.915	<b>3:57.880</b>	44.8	21:05.963							
10	2:03.015	<b>B</b>	<b>39.885</b>	41.545	41.585	115.1	23:08.978							
11	1:59.509	<b>B</b>	33.389	42.067	44.053	118.5	25:08.487							
12	1:53.650	<b>B</b>	31.183	41.177	41.290	124.6	27:02.137							
13	1:53.303	<b>B</b>	31.002	40.919	41.382	125.0	28:55.440							
14	1:59.039	<b>B</b>	30.951	44.389	43.699	118.9	30:54.479							
<b>32</b>	<b>RODRIGO VALENTE</b>	POR												
	GV STRATOS RACING TEAM	YAMAHA												
1	2:17.955	<b>49.807</b>	44.463	43.685	102.6	2:17.955								
2	1:58.881	32.921	42.948	43.012	119.1	4:16.836								
3	2:00.391	34.021	42.438	43.932	117.6	6:17.227								
<b>33</b>	<b>GONZALO SANCHEZ</b>	ESP												
	ETG RACING	YAMAHA												
1	2:51.508	<b>1:24.115</b>	44.257	43.136	82.6	2:51.508								
2	1:56.868	32.431	42.415	42.022	121.2	4:48.376								
3	1:56.441	31.702	42.140	42.599	121.6	6:44.817								
4	1:56.587	32.100	42.705	<b>41.782</b>	121.4	8:41.404								
5	1:55.951	31.709	41.653	42.589	122.1	10:37.355								
6	1:56.836	31.684	42.437	42.715	121.2	12:34.191								
7	1:56.691	32.021	42.167	42.503	121.3	14:30.882								
8	6:29.989	<b>B</b>	32.418	42.591	<b>5:14.980</b>	36.3	21:00.871							
9	2:05.023	<b>B</b>	<b>40.377</b>	42.225	42.421	113.2	23:05.894							
10	<b>1:55.303</b>	<b>B</b>	31.831	<b>41.618</b>	41.854	122.8	25:01.197							
11	1:55.685	<b>B</b>	<b>31.403</b>	41.905	42.377	122.4	26:56.882							
12	1:56.736	<b>B</b>	31.826	42.507	42.403	121.3	28:53.618							
13	1:56.560	<b>B</b>	32.578	41.933	42.049	121.5	30:50.178							
<b>35</b>	<b>YERAY SAIZ</b>	ESP												
	KAWASAKI PL RACING JUNIOR TE	KAWASAKI												
1	2:47.872	<b>1:21.345</b>	44.192	42.335	84.3	2:47.872								
2	1:54.212	31.530	41.318	41.364	124.0	4:42.084								
3	1:53.193	31.083	40.977	41.133	125.1	6:35.277								
4	1:53.677	31.052	40.854	41.771	124.6	8:28.954								
5	1:53.426	30.934	41.133	41.359	124.8	10:22.380								
6	1:52.694	30.941	40.691	41.062	125.6	12:15.074								
7	1:52.869	30.884	40.845	41.140	125.4	14:07.943								
8	6:02.033	<b>B</b>	31.152	42.828	<b>4:48.053</b>	39.1	20:09.976							
9	2:34.626	<b>B</b>	<b>57.408</b>	<b>47.567</b>	<b>49.651</b>	91.6	22:44.602							
10	1:52.637	<b>B</b>	30.825	40.567	41.245	125.7	24:37.239							
11	1:54.690	<b>B</b>	30.950	42.596	41.144	123.5	26:31.929							
12	<b>1:52.175</b>	<b>B</b>	30.840	<b>40.440</b>	<b>40.895</b>	126.2	28:24.104							
13	1:53.395	<b>B</b>	<b>30.801</b>	41.328	41.266	124.9	30:17.499							
<b>44</b>	<b>ERIC FERNANDEZ</b>	ESP												
	TEAM SPEED RACING	KAWASAKI												
1	2:52.264	<b>1:19.552</b>	<b>49.666</b>	43.046	82.2	2:52.264								
2	2:01.869	<b>34.980</b>	44.086	42.803	116.2	4:54.133								
3	1:52.585	30.793	40.747	41.045	125.8	6:46.718								
4	1:54.044	30.655	41.873	41.516	124.2	8:40.762								
5	1:59.310	<b>36.174</b>	41.565	41.571	118.7	10:40.072								
6	2:19.208	<b>B</b>	30.561	41.532	<b>1:07.115</b>	101.7	12:59.280							
7	1:57.091	<b>B</b>	<b>35.454</b>	40.715	40.922	120.9	14:56.371							
8	1:52.267	<b>B</b>	30.678	40.720	40.869	126.1	16:48.638							
9	1:52.414	<b>B</b>	31.303	40.453	40.658	126.0	18:41.052							
10	<b>1:51.561</b>	<b>B</b>	<b>30.412</b>	<b>40.362</b>	40.787	126.9	20:32.613							
11	5:55.036	<b>B</b>	33.812	43.992	<b>4:37.232</b>	39.9	26:27.649							
12	2:07.758	<b>B</b>	<b>45.641</b>	40.986	41.131	110.8	28:35.407							




# SBK Junior ESBK ENT. CRONOMETRADO

## Análisis de sectores lentos (114%)

■ Mejor Personal ■ Mejor de la sesión ■ Cruzando por el pit lane

Vlt.	Tiempo	Sector 1	Sector 2	Sector 3	Km/h	T. Sesión	Vlt.	Tiempo	Sector 1	Sector 2	Sector 3	Km/h	T. Sesión	
13	1:51.642	30.594	40.419	40.629	126.8	30:27.049	2	2:01.864	32.195	46.181	43.488	116.2	4:52.412	
<b>47</b>	<b>FERRAN HERNANDEZ</b>						ESP	3	7:59.369	31.837	41.308	6:46.224	29.5	12:51.781
	TEAM BOX 64						HONDA	4	2:07.370	39.396	45.458	42.516	111.2	14:59.151
1	2:29.657	1:02.130	45.470	42.057	94.6	2:29.657	5	1:55.717	31.776	41.780	42.161	122.4	16:54.868	
2	1:54.809	30.968	42.244	41.597	123.3	4:24.466	6	1:54.553	31.440	41.403	41.710	123.6	18:49.421	
3	1:52.765	30.839	40.873	41.053	125.6	6:17.231	7	1:53.993	31.242	41.184	41.567	124.2	20:43.414	
4	1:52.526	30.615	40.922	40.989	125.8	8:09.757	8	2:01.417	31.319	41.521	48.577	116.6	22:44.831	
5	1:52.180	30.616	40.558	41.006	126.2	10:01.937	9	2:01.060	31.705	46.071	43.284	117.0	24:45.891	
6	1:54.262	31.096	41.416	41.750	123.9	11:56.199	10	1:55.417	31.839	41.621	41.957	122.7	26:41.308	
7	1:52.640	30.548	40.803	41.289	125.7	13:48.839	11	1:55.277	31.370	41.685	42.222	122.8	28:36.585	
8	2:39.036	33.255	44.068	1:21.713	89.0	16:27.875	12	1:55.379	31.625	41.886	41.868	122.7	30:31.964	
9	2:46.640	39.718	43.237	1:23.685	85.0	19:14.515	<b>56 DAYRON MORILLAS</b>						ESP	
10	1:58.292	35.673	41.081	41.538	119.7	21:12.807	YAMAHA MS RACING						YAMAHA	
11	1:55.095	30.819	40.599	43.677	123.0	23:07.902	1	2:57.490	1:20.161	49.450	47.879	79.8	2:57.490	
12	2:21.399	33.372	42.212	1:05.815	100.1	25:29.301	2	1:55.367	31.524	41.733	42.110	122.7	4:52.857	
13	2:03.805	34.923	44.155	44.727	114.4	27:33.106	3	1:53.323	31.090	41.212	41.021	124.9	6:46.180	
14	1:53.054	30.766	41.039	41.249	125.2	29:26.160	4	1:54.481	31.481	41.209	41.791	123.7	8:40.661	
15	1:52.771	30.559	40.998	41.214	125.6	31:18.931	5	1:56.713	31.425	43.519	41.769	121.3	10:37.374	
<b>48 JULIO GARCIA</b>							ESP	6	2:00.669	30.918	46.368	43.383	117.3	12:38.043
ESP SOLUTIONS MOTAP RACING T							KAWASAKI	7	1:53.702	31.143	40.917	41.642	124.5	14:31.745
1	2:28.062	1:02.107	43.489	42.466	95.6	2:28.062	8	10:02.146	35.131	41.745	8:45.270	23.5	24:33.891	
2	1:53.632	31.288	41.147	41.197	124.6	4:21.694	9	2:08.491	44.886	41.633	41.972	110.2	26:42.382	
3	1:53.128	30.861	41.052	41.215	125.2	6:14.822	10	1:52.862	30.645	40.634	41.583	125.5	28:35.244	
4	1:54.574	30.649	42.866	41.059	123.6	8:09.396	11	1:52.551	31.162	40.588	40.801	125.8	30:27.795	
5	1:52.116	30.692	40.525	40.899	126.3	10:01.512	<b>57 ANTONIO TORRES</b>						ESP	
6	1:53.298	30.617	41.103	41.578	125.0	11:54.810	DEZA - BOX 77 RACING TEAM						KAWASAKI	
7	1:54.674	31.100	41.267	42.307	123.5	13:49.484	1	3:06.593	1:42.229	42.422	41.942	75.9	3:06.593	
8	6:43.852	35.449	44.495	5:23.908	35.1	20:33.336	2	1:54.567	31.563	41.807	41.197	123.6	5:01.160	
9	2:15.511	42.226	46.417	46.868	104.5	22:48.847	3	1:54.633	31.889	41.281	41.463	123.5	6:55.793	
10	2:39.555	30.820	41.530	1:27.205	88.7	25:28.402	4	1:53.867	30.976	41.301	41.590	124.3	8:49.660	
11	2:03.776	35.554	44.263	43.959	114.4	27:32.178	5	6:52.809	31.186	41.740	5:39.883	34.3	15:42.469	
12	1:52.985	31.020	40.678	41.287	125.3	29:25.163	6	2:09.153	38.283	47.880	42.990	109.6	17:51.622	
13	1:53.970	31.322	41.574	41.074	124.2	31:19.133	7	1:54.630	31.420	41.292	41.918	123.5	19:46.252	
<b>51 JUAN P. URIOSTEGUI</b>							MEX	8	1:58.544	31.322	41.547	45.675	119.4	21:44.796
I+DENT RACING TEAM							YAMAHA	9	1:54.678	31.189	41.824	41.665	123.5	23:39.474
1	2:28.300	1:01.875	43.956	42.469	95.5	2:28.300	10	2:13.784	33.277	42.835	57.672	105.8	25:53.258	
2	1:56.203	31.875	42.520	41.808	121.8	4:24.503	11	2:11.255	44.862	44.593	41.800	107.9	28:04.513	
3	1:54.818	31.323	41.617	41.878	123.3	6:19.321	12	1:53.444	31.177	41.028	41.239	124.8	29:57.957	
4	1:54.318	31.515	41.293	41.510	123.9	8:13.639	13	1:53.835	31.080	41.196	41.559	124.4	31:51.792	
5	1:55.979	31.644	42.108	42.227	122.1	10:09.618	<b>65 ENZO MACCAPANI</b>						BRA	
6	1:54.960	31.427	41.390	42.143	123.2	12:04.578	TEAM BRASIL BY MS RACING						YAMAHA	
7	1:54.562	31.422	41.389	41.751	123.6	13:59.140	1	2:29.641	1:02.027	44.738	42.876	94.6	2:29.641	
8	1:54.024	31.272	41.167	41.585	124.2	15:53.164	2	1:56.348	32.011	42.233	42.104	121.7	4:25.989	
9	3:41.493	31.593	41.904	2:27.996	63.9	19:34.657	3	1:54.653	31.153	41.507	41.993	123.5	6:20.642	
10	2:07.222	43.382	41.548	42.292	111.3	21:41.879	4	1:54.830	31.241	41.661	41.928	123.3	8:15.472	
11	1:54.885	31.573	41.405	41.907	123.2	23:36.764	5	1:54.697	31.189	41.316	42.192	123.4	10:10.169	
12	1:54.289	31.349	41.157	41.783	123.9	25:31.053	6	1:54.952	31.151	41.726	42.075	123.2	12:05.121	
13	2:01.197	31.354	41.300	48.543	116.8	27:32.250	7	1:54.402	31.089	41.376	41.937	123.8	13:59.523	
14	1:53.562	31.257	41.230	41.075	124.7	29:25.812	8	1:53.953	31.050	41.204	41.699	124.3	15:53.476	
15	1:53.792	30.944	41.717	41.131	124.4	31:19.604	9	4:40.958	31.003	41.707	3:28.248	50.4	20:34.434	
<b>53 HECTOR YEBRA</b>							ESP	10	2:09.944	39.108	41.766	49.070	109.0	22:44.378
HYCOMPETICION							KAWASAKI	11	2:01.656	31.531	46.431	43.694	116.4	24:46.034
1	2:50.548	1:12.373	50.381	47.794	83.0	2:50.548	12	1:54.627	31.260	41.340	42.027	123.5	26:40.661	
							13	1:54.372	30.891	41.444	42.037	123.8	28:35.033	





# SBK Junior ESBK ENT. CRONOMETRADO

## Análisis de sectores lentos (114%)

■ Mejor Personal ■ Mejor de la sesión ■ Cruzando por el pit lane

Vlt.	Tiempo	Sector 1	Sector 2	Sector 3	Km/h	T. Sesión
14	1:56.616	31.923	41.468	43.225	121.4	30:31.649

<b>72</b>	<b>YERAY RUIZ</b>	ESP
	YAMAHA MS RACING	YAMAHA

1	3:00.617	1:19.183	52.263	49.171	78.4	3:00.617
2	1:52.816	30.852	41.010	40.954	125.5	4:53.433
3	1:52.383	30.640	40.808	40.935	126.0	6:45.816
4	1:57.187	32.146	43.643	41.398	120.8	8:43.003
5	1:52.010	30.459	40.372	41.179	126.4	10:35.013
6	2:23.648B	34.614	44.383	1:04.651	98.6	12:58.661
7	1:57.566	35.761	40.689	41.116	120.4	14:56.227
8	1:52.626	30.952	40.723	40.951	125.7	16:48.853
9	1:51.601	30.554	40.156	40.891	126.9	18:40.454
10	5:52.903B	30.793	40.182	4:41.928	40.1	24:33.357
11	2:08.531	44.932	41.251	42.348	110.2	26:41.888
12	1:51.339	30.456	39.959	40.924	127.2	28:33.227
13	1:53.965	30.867	42.599	40.499	124.2	30:27.192

<b>74</b>	<b>JUAN A. CONESA</b>	ESP
	TEAM LAGLISSE	

1	2:31.959	1:03.129	46.752	42.078	93.2	2:31.959
2	1:53.691	31.287	40.916	41.488	124.5	4:25.650
3	1:53.424	30.996	41.062	41.366	124.8	6:19.074
4	1:53.533	31.027	40.772	41.734	124.7	8:12.607
5	1:52.717	30.972	40.528	41.217	125.6	10:05.324
6	1:56.227	30.838	44.200	41.189	121.8	12:01.551
7	1:51.977	30.762	40.419	40.796	126.4	13:53.528
8	6:30.557B			5:15.097	36.3	20:24.085
9	2:23.258	46.369	45.266	51.623	98.8	22:47.343
10	1:58.652	30.756	42.398	45.498	119.3	24:45.995
11	1:52.001	30.749	40.321	40.931	126.4	26:37.996
12	1:51.903	30.713	40.067	41.123	126.5	28:29.899
13	1:52.427	31.217	40.306	40.904	125.9	30:22.326

<b>77</b>	<b>BRUNO BAÑOS</b>	ESP
	DEZA - BOX 77 RACING TEAM	KAWASAKI

1	3:31.134	2:03.329	44.356	43.449	67.1	3:31.134
2	1:58.153	32.298	42.950	42.905	119.8	5:29.287
3	1:57.552	32.059	43.072	42.421	120.4	7:26.839
4	1:56.684	32.057	42.214	42.413	121.3	9:23.523
5	1:57.295	32.318	42.741	42.236	120.7	11:20.818
6	1:56.322	31.838	42.208	42.276	121.7	13:17.140
7	1:55.849	31.791	41.947	42.111	122.2	15:12.989
8	1:55.631	31.712	42.115	41.804	122.4	17:08.620
9	1:55.962	31.781	41.978	42.203	122.1	19:04.582
10	1:57.357	31.850	43.077	42.430	120.6	21:01.939
11	1:55.747	31.920	42.103	41.724	122.3	22:57.686
12	1:56.441	32.003	42.347	42.091	121.6	24:54.127
13	1:55.082	31.620	41.777	41.685	123.0	26:49.209
14	1:54.608	31.281	41.711	41.616	123.5	28:43.817
15	1:57.789	31.622	43.349	42.818	120.2	30:41.606

<b>81</b>	<b>JUAN E. RIVERA</b>	COL
	AUSTIN RACING VHC LIQUI MOLY	KAWASAKI

1	3:00.631	1:19.949	51.245	49.437	78.4	3:00.631
2	1:54.015	31.248	41.274	41.493	124.2	4:54.646
3	1:53.338	30.738	41.125	41.475	124.9	6:47.984

Vlt.	Tiempo	Sector 1	Sector 2	Sector 3	Km/h	T. Sesión
4	1:54.790	31.933	41.168	41.689	123.3	8:42.774

5	8:04.483B	31.125	40.846	6:52.512	29.2	16:47.257
6	1:58.752	36.082	41.053	41.617	119.2	18:46.009
7	1:54.119	31.297	41.023	41.799	124.1	20:40.128
8	2:04.451	32.986	41.696	49.769	113.8	22:44.579
9	1:58.089	32.470	42.968	42.651	119.9	24:42.668
10	1:53.544	31.282	40.896	41.366	124.7	26:36.212
11	1:53.800	31.215	40.910	41.675	124.4	28:30.012
12	1:53.558	30.929	40.726	41.903	124.7	30:23.570

<b>91</b>	<b>BORJA JIMENEZ</b>	ESP
	ESP SOLUTIONS MOTAP RACING T	KAWASAKI


1	2:26.345	1:00.831	43.287	42.227	96.7	2:26.345
2	1:53.687	31.500	41.039	41.148	124.5	4:20.032
3	1:53.768	31.337	41.406	41.025	124.5	6:13.800
4	1:52.476	30.996	40.572	40.908	125.9	8:06.276
5	1:52.147	30.872	40.610	40.665	126.3	9:58.423
6	1:51.809	30.838	40.368	40.603	126.6	11:50.232
7	1:52.095	30.854	40.312	40.929	126.3	13:42.327
8	1:52.093	30.942	40.445	40.706	126.3	15:34.420
9	1:52.374	30.905	40.476	40.993	126.0	17:26.794
10	5:26.453B	30.845	40.622	4:14.986	43.4	22:53.247
11	2:00.982	37.873	41.074	42.035	117.0	24:54.229
12	1:51.733	30.535	40.549	40.649	126.7	26:45.962
13	1:51.497	30.716	40.362	40.419	127.0	28:37.459
14	1:53.809	31.153	41.068	41.588	124.4	30:31.268

<b>94</b>	<b>FACUNDO A. LLAMBIAS</b>	URU
	KAWASAKI PL RACING JUNIOR TEA	KAWASAKI

1	3:00.225	1:19.792	51.150	49.283	78.6	3:00.225
2	1:54.174	31.133	41.569	41.472	124.0	4:54.399
3	1:53.081	30.728	41.229	41.124	125.2	6:47.480
4	1:53.485	30.760	41.202	41.523	124.8	8:40.965
5	8:04.028B	31.237	41.771	6:51.020	29.3	16:44.993
6	1:58.691	36.162	41.229	41.300	119.3	18:43.684
7	1:58.160	31.081	41.277	45.802	119.8	20:41.844
8	2:02.808	31.123	41.832	49.853	115.3	22:44.652
9	1:58.083	32.588	42.618	42.877	119.9	24:42.735
10	1:53.313	31.100	40.843	41.370	125.0	26:36.048
11	1:52.946	30.861	40.827	41.258	125.4	28:28.994
12	1:54.158	30.986	40.959	42.213	124.0	30:23.152

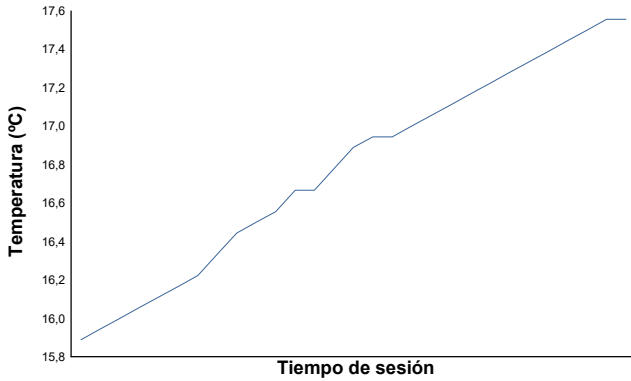
<b>98</b>	<b>DANIEL MOGEDA</b>	ESP
	ESP SOLUTIONS MOTAP RACING T	KAWASAKI

1	2:29.572	1:01.744	45.626	42.202	94.7	2:29.572
2	1:53.616	30.622	41.952	41.042	124.6	4:23.188
3	1:53.354	30.891	41.231	41.232	124.9	6:16.542
4	1:52.563	30.789	40.685	41.089	125.8	8:09.105
5	1:52.279	30.815	40.418	41.046	126.1	10:01.384
6	1:54.620	31.563	41.249	41.808	123.5	11:56.004
7	1:52.360	30.560	40.601	41.199	126.0	13:48.364
8	6:44.910B	33.993	43.160	5:27.757	35.0	20:33.274
9	2:16.760	42.519	46.452	47.789	103.5	22:50.034
10	1:52.570	30.721	40.664	41.185	125.8	24:42.604
11	1:59.067	35.897	41.228	41.942	118.9	26:41.671
12	1:52.456	30.322	40.760	41.374	125.9	28:34.127
13	1:51.638	30.478	40.319	40.841	126.8	30:25.765

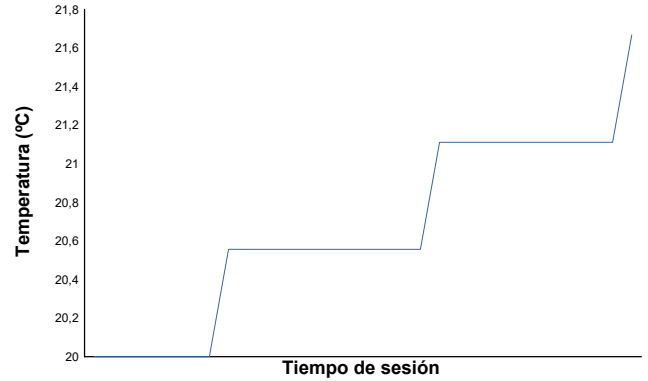


**ESBK**  
SBK Junior  
ENT. CRONOMETRADO  
Informe meteorológico

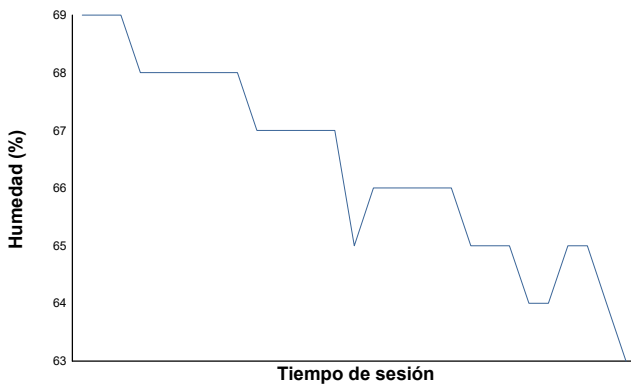
**Temperatura del Aire**



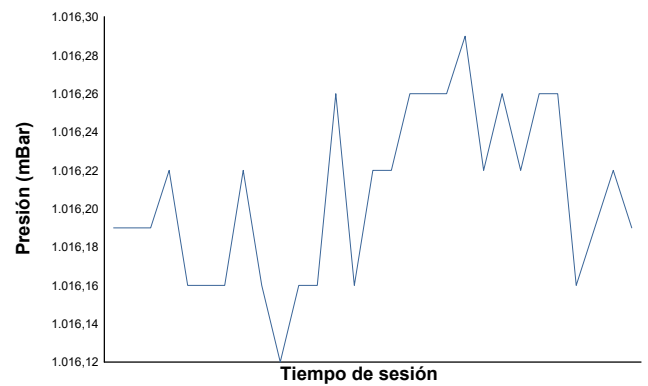
**Temperatura de la Pista**



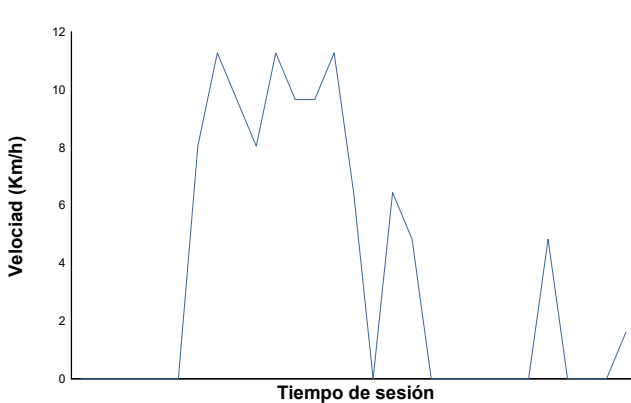
**Humedad**



**Presión**

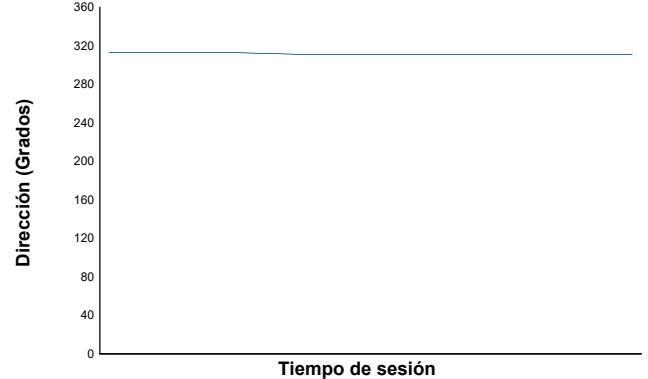


**Velocidad del viento**



**Dirección del viento**

Norte=0°/360° Este=90° Sur=180° Oeste=270°



Estado de pista: **SECO**