



**SBK
ESBK
LIBRES 2**

Clasificación

Nº	Piloto	Nac	Equipo	Moto	Neum. Cl.	Tiempo	Vlt.	Total	Dif.	Km/h
1	81 JORDI TORRES	ESP	TEAM HONDA LAGLISSE	HONDA	DUNLOP SBK	1:39.201	17	17	-	142.7
2	99 OSCAR GUTIERREZ	ESP	SP57 RACING TEAM	YAMAHA	MICHELIN SBK	1:39.272	18	19	+0.071	142.6
3	1 ROMAN RAMOS	ESP	KAWASAKI PALMETO PL RACING	KAWASAKI	MICHELIN SBK	1:39.349	17	18	+0.148	142.5
4	55 ALEJANDRO MEDINA	ESP	TEAM SPEED RACING	KAWASAKI	MICHELIN SBK	1:39.369	3	18	+0.168	142.5
5	31 CARMELO MORALES	ESP	CARDOSO RACING	YAMAHA	MICHELIN SBK	1:39.418	11	16	+0.217	142.4
6	94 NAOMICHI URAMOTO	JPN	JEG RACING		PIRELLI SBK	1:39.441	11	20	+0.240	142.4
7	51 ERIC GRANADO	BRA	TEAM HONDA LAGLISSE	HONDA	DUNLOP SBK	1:39.589	14	18	+0.388	142.2
8	75 IVO LOPES	POR	BMW EASYRACE TEAM	BMW MOTORRAD	DUNLOP SBK	1:39.837	5	16	+0.636	141.8
9	57 CHRISTIAN PALOMARES	ESP	TEAM SPEED RACING	KAWASAKI	MICHELIN Open100	1:40.694	3	17	+1.493	140.6
10	61 ALESSANDRO ZACCONE	ITA	ETG RACING	YAMAHA	DUNLOP SBK	1:40.725	11	14	+1.524	140.6
11	26 DANIEL SAEZ	ESP	ALMA RACING TEAM	KAWASAKI	MICHELIN Open100	1:41.373	5	10	+2.172	139.7
12	5 THOMAS STRUDWICK	GBR	MONEX TEAM EDGE RST	BMW MOTORRAD	PIRELLI Open100	1:42.668	6	14	+3.467	137.9
13	13 VILLE VALTONEN	FIN	SENSETEC OY	BMW MOTORRAD	PIRELLI Open100	1:42.709	19	20	+3.508	137.9
14	25 ROBERTO BLAZQUEZ	ESP	CASTROMAROTO RACING	BMW MOTORRAD	PIRELLI Open100	1:43.421	7	7	+4.220	136.9
15	84 ALEJANDRO ZUZAYA	ESP	MDR SPAIN CIRCUITS	YAMAHA	MICHELIN Open100	1:43.488	8	12	+4.287	136.8
16	16 OSCAR SAN EMETERIO	ESP	MDR SPAIN CIRCUITS	YAMAHA	MICHELIN Open100	1:43.832	3	17	+4.631	136.4
17	29 JUAN JOSE NUÑEZ	ESP	KAWASAKI PALMETO PL RACING	KAWASAKI	MICHELIN Open100	1:44.562	16	20	+5.361	135.4
18	62 NICHOLAS P. EDGELEY	GBR	MONEX TEAM EDGE RST	BMW MOTORRAD	PIRELLI Open100	1:44.889	11	11	+5.688	135.0
19	12 JULIEN LEYNINGER	FRA	LCR ENDURANCE	YAMAHA	MICHELIN Open100	1:45.919	12	12	+6.718	133.7
20	4 JAVIER ARTIME	ESP	TEAM HONDA LAGLISSE	HONDA	DUNLOP Open100	1:46.691	16	16	+7.490	132.7
21	73 FLORENT VERCHERE	FRA	LCR ENDURANCE	YAMAHA	MICHELIN Open100	1:47.199	14	16	+7.998	132.1
22	96 ENRIQUE FELIPE	ESP	YAMAHA GV STRATOS	YAMAHA	MICHELIN Open100	1:47.817	3	13	+8.616	131.3
23	92 JULIO DOMINGUEZ	ESP	JEG RACING		PIRELLI Open100	1:48.929	12	14	+9.728	130.0
24	66 PHILIPPE LE GALLO	FRA	TEAM HONDA LAGLISSE	HONDA	DUNLOP Open100	1:49.774	7	14	+10.573	129.0

Vuelta rápida:	Vlt. 17	JORDI TORRES	1:39.201	142.7 Km/h
-----------------------	---------	--------------	----------	------------

Hora de publicación:

Estado de pista: **SECO**

Director de Carrera:	Jefe de Cronometraje:
-----------------------------	------------------------------



SBK
ESBK
LIBRES 2


Clasificación por Clase

Nº Piloto	Nac	Equipo	Moto	Tiempo	Vlt. Total	Dif.	Km/h
Open1000							
1	57	CHRISTIAN PALOMARES	ESP TEAM SPEED RACING	KAWASAKI	1:40.694	3 17	140.6
2	26	DANIEL SAEZ	ESP ALMA RACING TEAM	KAWASAKI	1:41.373	5 10	+0.679 +0.679 139.7
3	5	THOMAS STRUDWICK	GBR MONEX TEAM EDGE RST	BMW MOTORRAD	1:42.668	6 14	+1.974 +1.295 137.9
4	13	VILLE VALTONEN	FIN SENSETEC OY	BMW MOTORRAD	1:42.709	19 20	+2.015 +0.041 137.9
5	25	ROBERTO BLAZQUEZ	ESP CASTROMAROTO RACING	BMW MOTORRAD	1:43.421	7 7	+2.727 +0.712 136.9
6	84	ALEJANDRO ZUZAYA	ESP MDR SPAINCIRCUITS	YAMAHA	1:43.488	8 12	+2.794 +0.067 136.8
7	16	OSCAR SAN EMETERIO	ESP MDR SPAIN CIRCUIITS	YAMAHA	1:43.832	3 17	+3.138 +0.344 136.4
8	29	JUAN JOSE NUÑEZ	ESP KAWASAKI PALMETO PL RACING	KAWASAKI	1:44.562	16 20	+3.868 +0.730 135.4
9	62	NICHOLAS P. EDGELEY	GBR MONEX TEAM EDGE RST	BMW MOTORRAD	1:44.889	11 11	+4.195 +0.327 135.0
10	12	JULIEN LEYNINGER	FRA LCR ENDURANCE	YAMAHA	1:45.919	12 12	+5.225 +1.030 133.7
11	4	JAVIER ARTIME	ESP TEAM HONDA LAGLISSE	HONDA	1:46.691	16 16	+5.997 +0.772 132.7
12	73	FLORENT VERCHERE	FRA LCR ENDURANCE	YAMAHA	1:47.199	14 16	+6.505 +0.508 132.1
13	96	ENRIQUE FELIPE	ESP YAMAHA GV STRATOS	YAMAHA	1:47.817	3 13	+7.123 +0.618 131.3
14	92	JULIO DOMINGUEZ	ESP JEG RACING		1:48.929	12 14	+8.235 +1.112 130.0
15	66	PHILIPPE LE GALLO	FRA TEAM HONDA LAGLISSE	HONDA	1:49.774	7 14	+9.080 +0.845 129.0
SBK							
1	81	JORDI TORRES	ESP TEAM HONDA LAGLISSE	HONDA	1:39.201	17 17	142.7
2	99	OSCAR GUTIERREZ	ESP SP57 RACING TEAM	YAMAHA	1:39.272	18 19	+0.071 +0.071 142.6
3	1	ROMAN RAMOS	ESP KAWASAKI PALMETO PL RACING	KAWASAKI	1:39.349	17 18	+0.148 +0.077 142.5
4	55	ALEJANDRO MEDINA	ESP TEAM SPEED RACING	KAWASAKI	1:39.369	3 18	+0.168 +0.020 142.5
5	31	CARMELO MORALES	ESP CARDOSO RACING	YAMAHA	1:39.418	11 16	+0.217 +0.049 142.4
6	94	NAOMICHI URAMOTO	JPN JEG RACING		1:39.441	11 20	+0.240 +0.023 142.4
7	51	ERIC GRANADO	BRA TEAM HONDA LAGLISSE	HONDA	1:39.589	14 18	+0.388 +0.148 142.2
8	75	IVO LOPES	POR BMW EASYRACE TEAM	BMW MOTORRAD	1:39.837	5 16	+0.636 +0.248 141.8
9	61	ALESSANDRO ZACCONE	ITA ETG RACING	YAMAHA	1:40.725	11 14	+1.524 +0.888 140.6

Hora de publicación:

Estado de pista: **SECO**


Director de Carrera:	Jefe de Cronometraje:
----------------------	-----------------------



SBK
ESBK
LIBRES 2

Mejores tiempos de sector


Sector 1			Sector 2		Sector 3		Pos	Nº Piloto	Vuelta Ideal	Mejor Vuelta
Pos	Nº Piloto	Tiempo	Nº Piloto	Tiempo	Nº Piloto	Tiempo				
1	31 C.MORALES	26.116	1 R.RAMOS	36.930	99 O.GUTIERREZ	35.798	1	99 O.GUTIERREZ	1:39.100	1:39.272 (2)
2	99 O.GUTIERREZ	26.117	94 N.URAMOTO	36.976	55 A.MEDINA	35.859	2	81 J.TORRES	1:39.139	1:39.201 (1)
3	55 A.MEDINA	26.197	81 J.TORRES	37.005	51 E.GRANADO	35.878	3	31 C.MORALES	1:39.190	1:39.418 (5)
4	81 J.TORRES	26.245	51 E.GRANADO	37.097	81 J.TORRES	35.889	4	94 N.URAMOTO	1:39.236	1:39.441 (6)
5	94 N.URAMOTO	26.279	31 C.MORALES	37.107	75 I.LOPES	35.907	5	1 R.RAMOS	1:39.242	1:39.349 (3)
6	51 E.GRANADO	26.345	99 O.GUTIERREZ	37.185	1 R.RAMOS	35.940	6	55 A.MEDINA	1:39.297	1:39.369 (4)
7	1 R.RAMOS	26.372	75 I.LOPES	37.228	31 C.MORALES	35.967	7	51 E.GRANADO	1:39.320	1:39.589 (7)
8	57 C.PALOMARES	26.372	55 A.MEDINA	37.241	94 N.URAMOTO	35.981	8	75 I.LOPES	1:39.573	1:39.837 (8)
9	75 I.LOPES	26.438	57 C.PALOMARES	37.676	61 A.ZACCONE	36.252	9	61 A.ZACCONE	1:40.585	1:40.725 (10)
10	61 A.ZACCONE	26.648	61 A.ZACCONE	37.685	26 D.SAEZ	36.330	10	57 C.PALOMARES	1:40.636	1:40.694 (9)
11	26 D.SAEZ	26.730	26 D.SAEZ	38.061	57 C.PALOMARES	36.588	11	26 D.SAEZ	1:41.121	1:41.373 (11)
12	25 R.BLAZQUEZ	27.055	13 V.VALTONEN	38.337	13 V.VALTONEN	36.892	12	5 T.STRUDWICK	1:42.478	1:42.668 (12)
13	5 T.STRUDWICK	27.137	5 T.STRUDWICK	38.447	5 T.STRUDWICK	36.894	13	13 V.VALTONEN	1:42.563	1:42.709 (13)
14	84 A.ZUZAYA	27.268	25 R.BLAZQUEZ	38.556	25 R.BLAZQUEZ	36.961	14	25 R.BLAZQUEZ	1:42.572	1:43.421 (14)
15	13 V.VALTONEN	27.334	16 O.SAN EMETERIO	38.684	29 J.NUÑEZ	37.432	15	84 A.ZUZAYA	1:43.416	1:43.488 (15)
16	16 O.SAN EMETERIO	27.469	84 A.ZUZAYA	38.700	84 A.ZUZAYA	37.448	16	16 O.SAN EMETERIO	1:43.655	1:43.832 (16)
17	29 J.NUÑEZ	27.621	62 N.EDGELEY	39.216	16 O.SAN EMETERIO	37.502	17	29 J.NUÑEZ	1:44.455	1:44.562 (17)
18	62 N.EDGELEY	27.856	12 J.LEYNINGER	39.308	62 N.EDGELEY	37.597	18	62 N.EDGELEY	1:44.669	1:44.889 (18)
19	4 J.ARTIME	27.977	29 J.NUÑEZ	39.402	4 J.ARTIME	38.093	19	12 J.LEYNINGER	1:45.770	1:45.919 (19)
20	12 J.LEYNINGER	28.243	73 F.VERCHERE	39.993	73 F.VERCHERE	38.208	20	4 J.ARTIME	1:46.137	1:46.691 (20)
21	73 F.VERCHERE	28.574	4 J.ARTIME	40.067	12 J.LEYNINGER	38.219	21	73 F.VERCHERE	1:46.775	1:47.199 (21)
22	92 J.DOMINGUEZ	28.916	96 E.FELIPE	40.284	96 E.FELIPE	38.473	22	96 E.FELIPE	1:47.751	1:47.817 (22)
23	96 E.FELIPE	28.994	66 P.LE GALLO	40.669	66 P.LE GALLO	38.944	23	92 J.DOMINGUEZ	1:48.707	1:48.929 (23)
24	66 P.LE GALLO	29.763	92 J.DOMINGUEZ	40.744	92 J.DOMINGUEZ	39.047	24	66 P.LE GALLO	1:49.376	1:49.774 (24)



SBK
ESBK
Después de LIBRES 2

Velocidad máxima del evento

Nº Piloto	Equipo	Moto	Clase	V.Max	Vit.	Sesión
75 IVO LOPES	BMW EASYRACE TEAM	BMW MOTORRAD	SBK	283.5	11	LIBRES 1
26 DANIEL SAEZ	ALMA RACING TEAM	KAWASAKI	Open1000	281.2	3	LIBRES 2
55 ALEJANDRO MEDINA	TEAM SPEED RACING	KAWASAKI	SBK	281.2	17	LIBRES 2
99 OSCAR GUTIERREZ	SP57 RACING TEAM	YAMAHA	SBK	279.8	16	LIBRES 2
31 CARMELO MORALES	CARDOSO RACING	YAMAHA	SBK	279.1	3	LIBRES 2
81 JORDI TORRES	TEAM HONDA LAGLISSE	HONDA	SBK	279.1	16	LIBRES 2
51 ERIC GRANADO	TEAM HONDA LAGLISSE	HONDA	SBK	277.6	15	LIBRES 1
1 ROMAN RAMOS	KAWASAKI PALMETO PL RACING	KAWASAKI	SBK	276.9	13	LIBRES 1
57 CHRISTIAN PALOMARES	TEAM SPEED RACING	KAWASAKI	Open1000	276.9	10	LIBRES 1
61 ALESSANDRO ZACCONE	ETG RACING	YAMAHA	SBK	274.1	2	LIBRES 2
94 NAOMICHI URAMOTO	JEG RACING		SBK	272.7	16	LIBRES 1
16 OSCAR SAN EMETERIO	MDR SPAIN CIRCUITS	YAMAHA	Open1000	270.0	15	LIBRES 1
25 ROBERTO BLAZQUEZ	CASTROMAROTO RACING	BMW MOTORRAD	Open1000	269.3	8	LIBRES 1
4 JAVIER ARTIME	TEAM HONDA LAGLISSE	HONDA	Open1000	266.7	13	LIBRES 1
84 ALEJANDRO ZUZAYA	MDR SPAINCIRCUITS	YAMAHA	Open1000	265.4	8	LIBRES 1
29 JUAN JOSE NUÑEZ	KAWASAKI PALMETO PL RACING	KAWASAKI	Open1000	264.7	13	LIBRES 1
5 THOMAS STRUDWICK	MONEX TEAM EDGE RST	BMW MOTORRAD	Open1000	264.7	11	LIBRES 2
12 JULIEN LEYNINGER	LCR ENDURANCE	YAMAHA	Open1000	262.8	11	LIBRES 1
62 NICHOLAS P. EDGELEY	MONEX TEAM EDGE RST	BMW MOTORRAD	Open1000	259.6	10	LIBRES 1
13 VILLE VALTONEN	SENSETEC OY	BMW MOTORRAD	Open1000	259.0	13	LIBRES 2
92 JULIO DOMINGUEZ	JEG RACING		Open1000	259.0	13	LIBRES 1
73 FLORENT VERCHERE	LCR ENDURANCE	YAMAHA	Open1000	257.1	14	LIBRES 2
96 ENRIQUE FELIPE	YAMAHA GV STRATOS	YAMAHA	Open1000	240.5	2	LIBRES 2
66 PHILIPPE LE GALLO	TEAM HONDA LAGLISSE	HONDA	Open1000	233.3	10	LIBRES 2



SBK
ESBK
LIBRES 2

Secuencia de vueltas rápidas

T. Sesión	Nº Piloto	Equipo	Moto	Clase	Tiempo	Km/h	Vlt.
3:48.352	94 NAOMICHI URAMOTO	JEG RACING		SBK	1:42.705	137.9	2
4:07.283	55 ALEJANDRO MEDINA	TEAM SPEED RACING	KAWASAKI	SBK	1:40.074	141.5	2
5:46.652	55 ALEJANDRO MEDINA	TEAM SPEED RACING	KAWASAKI	SBK	1:39.369	142.5	3
25:15.730	81 JORDI TORRES	TEAM HONDA LAGLISSE	HONDA	SBK	1:39.368	142.5	10
30:14.402	81 JORDI TORRES	TEAM HONDA LAGLISSE	HONDA	SBK	1:39.324	142.6	13
39:40.191	99 OSCAR GUTIERREZ	SP57 RACING TEAM	YAMAHA	SBK	1:39.272	142.6	18
41:20.837	81 JORDI TORRES	TEAM HONDA LAGLISSE	HONDA	SBK	1:39.201	142.7	17



**SBK
ESBK
LIBRES 2**

Análisis de sectores lentos

■ Mejor Personal ■ Mejor de la sesión ■ Cruzando por el pit lane

Vlt.	Tiempo	Sector 1	Sector 2	Sector 3	Km/h	T. Sesión	Vlt.	Tiempo	Sector 1	Sector 2	Sector 3	Km/h	T. Sesión								
1	ROMAN RAMOS						ESP	12	JULIEN LEYNINGER						FRA						
	KAWASAKI PALMETO PL RACING						KAWASAKI		LCR ENDURANCE						YAMAHA						
1	2:36.745	1:21.573	38.290	36.882	90.3	2:36.745	1	3:30.176	2:07.381	42.328	40.467	67.4	3:30.176								
2	1:40.542	26.616	37.535	36.391	140.8	4:17.287	2	1:49.288	29.367	40.860	39.061	129.6	5:19.464								
3	1:39.975	26.506	37.351	36.118	141.6	5:57.262	3	1:47.333	28.827	39.928	38.578	131.9	7:06.797								
4	1:40.256	26.559	37.449	36.248	141.2	7:37.518	4	1:47.182	28.713	40.084	38.385	132.1	8:53.979								
5	1:40.124	26.372	37.553	36.199	141.4	9:17.642	5	1:46.900	28.276	40.166	38.458	132.4	10:40.879								
6	5:29.292	B 27.399	40.009	4:21.884	43.0	14:46.934	6	1:46.754	28.460	40.075	38.219	132.6	12:27.633								
7	1:50.023	33.833	39.876	36.314	128.7	16:36.957	7	3:15.774	B 28.671	46.740	2:00.363	72.3	15:43.407								
8	1:40.034	26.486	37.456	36.092	141.5	18:16.991	8	2:05.353	42.543	42.616	40.194	113.0	17:48.760								
9	1:39.674	26.449	37.146	36.079	142.1	19:56.665	9	1:48.893	28.434	41.844	38.615	130.0	19:37.653								
10	4:38.915	B 27.111	37.814	3:33.990	50.8	24:35.580	10	1:46.742	28.421	39.889	38.432	132.6	21:24.395								
11	1:47.754	33.576	37.873	36.305	131.4	26:23.334	11	1:45.927	28.285	39.308	38.334	133.7	23:10.322								
12	1:39.955	26.443	37.387	36.125	141.7	28:03.289	12	1:45.919	28.243	39.425	38.251	133.7	24:56.241								
13	1:40.109	26.462	37.273	36.374	141.4	29:43.398							13	VILLE VALTONEN	FIN						
14	1:40.167	26.522	37.517	36.128	141.4	31:23.565							SENSETEC OY		BMW MOTORRAD						
15	4:39.137	B 28.344	39.538	3:31.255	50.7	36:02.702	1	3:33.992	2:14.370	41.295	38.327	66.2	3:33.992								
16	1:46.679	32.687	38.024	35.968	132.7	37:49.381	2	1:45.799	28.199	39.329	38.271	133.8	5:19.791								
17	1:39.349	26.468	36.930	35.951	142.5	39:28.730	3	1:47.004	28.789	39.959	38.256	132.3	7:06.795								
18	1:39.376	26.380	37.056	35.940	142.5	41:08.106	4	1:43.826	27.965	38.694	37.167	136.4	8:50.621								
4	JAVIER ARTIME						ESP	5	1:43.908	27.814	38.984	37.110	136.3	10:34.529	6	1:44.686	27.943	39.356	37.387	135.3	12:19.215
	TEAM HONDA LAGLISSE						HONDA	7	1:43.552	27.865	38.744	36.943	136.7	14:02.767	8	1:43.324	27.755	38.600	36.969	137.0	15:46.091
1	2:48.251	1:24.704	43.035	40.512	84.2	2:48.251	9	6:23.542	B 33.905	43.006	5:06.631	36.9	22:09.633	10	1:54.228	37.100	39.782	37.346	124.0	24:03.861	
2	1:48.478	28.989	40.887	38.602	130.5	4:36.729	11	1:42.758	27.502	38.337	36.919	137.8	25:46.619	12	1:44.401	27.607	39.536	37.258	135.6	27:31.020	
3	1:47.695	28.373	40.993	38.329	131.5	6:24.424	13	1:43.327	27.580	38.704	37.043	137.0	29:14.347	14	1:43.040	27.552	38.546	36.942	137.4	30:57.387	
4	1:47.024	28.373	40.558	38.093	132.3	8:11.448	15	1:54.691	27.736	40.395	46.560	123.5	32:52.078	16	1:46.173	28.544	40.176	37.453	133.4	34:38.251	
5	1:46.884	27.977	40.403	38.504	132.5	9:58.332	17	1:48.835	30.401	40.000	38.434	130.1	36:27.086	18	1:45.776	28.909	39.748	37.119	133.9	38:12.862	
6	11:33.507	B 30.573	43.683	...	20.4	21:31.839	19	1:42.709	27.334	38.483	36.892	137.9	39:55.571	20	1:43.376	27.712	38.433	37.231	137.0	41:38.947	
7	2:07.380	43.174	44.702	39.504	111.2	23:39.219							16	OSCAR SAN EMETERIO	ESP						
8	1:49.232	28.250	41.123	39.859	129.6	25:28.451							MDR SPAIN CIRCUITS		YAMAHA						
9	1:48.380	28.777	40.970	38.633	130.6	27:16.831	1	2:48.761	1:31.070	39.881	37.810	83.9	2:48.761	2	1:46.170	28.612	39.570	37.988	133.4	4:34.931	
10	1:47.957	28.352	41.391	38.214	131.2	29:04.788	3	1:43.832	27.521	38.684	37.627	136.4	6:18.763	4	1:44.092	27.709	38.686	37.697	136.0	8:02.855	
11	1:47.131	28.142	40.656	38.333	132.2	30:51.919	5	1:45.562	27.649	38.772	39.141	134.1	9:48.417	6	1:44.613	27.469	38.925	38.219	135.3	11:33.030	
12	1:47.579	28.504	40.067	39.008	131.6	32:39.498	7	1:45.362	27.960	39.364	38.038	134.4	13:18.392	8	1:44.947	27.642	39.298	38.007	134.9	15:03.339	
13	2:20.637	36.344	57.145	47.148	100.7	35:00.135	9	3:12.773	B 28.154	40.086	2:04.533	73.4	18:16.112	10	2:45.774	1:04.338	42.432	59.004	85.4	21:01.886	
14	1:47.741	28.520	40.816	38.405	131.4	36:47.876	11	1:44.898	27.994	39.123	37.781	135.0	22:46.784	12	1:44.269	27.489	38.874	37.906	135.8	24:31.053	
15	1:47.307	28.147	40.278	38.882	131.9	38:35.183	13	1:44.029	27.706	38.821	37.502	136.1	26:15.082	14	1:44.585	27.801	39.162	37.622	135.4	27:59.667	
16	1:46.691	28.206	40.141	38.344	132.7	40:21.874	15	1:44.942	27.855	39.074	38.013	134.9	29:44.609	16	1:44.596	27.737	39.321	37.538	135.4	31:29.205	
5	THOMAS STRUDWICK						GBR														
	MONEX TEAM EDGE RST						BMW MOTORRAD														
1	2:19.028	1:01.476	39.839	37.713	101.8	2:19.028															
2	1:43.725	27.823	38.796	37.106	136.5	4:02.753															
3	1:43.632	27.344	38.927	37.361	136.6	5:46.385															
4	1:43.046	27.519	38.633	36.894	137.4	7:29.431															
5	1:42.694	27.137	38.583	36.974	137.9	9:12.125															
6	1:42.668	27.219	38.447	37.002	137.9	10:54.793															
7	13:04.312	B 27.232	39.927	...	18.1	23:59.105															
8	1:54.424	36.903	39.569	37.952	123.7	25:53.529															
9	1:44.574	27.748	39.533	37.293	135.4	27:38.103															
10	1:43.790	27.451	39.183	37.156	136.4	29:21.893															
11	1:43.618	27.414	38.966	37.238	136.6	31:05.511															
12	1:43.678	27.445	38.859	37.374	136.6	32:49.189															
13	6:19.147	B 32.275	42.509	5:04.363	37.3	39:08.336															
14	2:05.487	42.957	44.241	38.289	112.8	41:13.823															




SBK
ESBK
LIBRES 2

Análisis de sectores lentos

■ Mejor Personal ■ Mejor de la sesión ■ Cruzando por el pit lane

Vlt.	Tiempo	Sector 1	Sector 2	Sector 3	Km/h	T. Sesión	Vlt.	Tiempo	Sector 1	Sector 2	Sector 3	Km/h	T. Sesión
17	2:35.920 B	34.099	49.117	1:12.704	90.8	34:05.125	8	14:11.384 B	27.210	40.202	...	16.6	27:14.432
25	ROBERTO BLAZQUEZ					ESP	9	1:49.242	33.029	38.476	37.737	129.6	29:03.674
	CASTROMAROTO RACING			BMW MOTORRAD			10	1:40.254	26.783	37.427	36.044	141.2	30:43.928
1	5:25.783	4:08.430	39.661	37.692	43.5	5:25.783	11	1:39.418	26.313	37.107	35.998	142.4	32:23.346
2	1:44.171	27.316	38.805	38.050	135.9	7:09.954	12	1:39.595	26.154	37.474	35.967	142.2	34:02.941
3	1:44.161	27.975	38.726	37.460	135.9	8:54.115	13	1:39.488	26.116	37.305	36.067	142.3	35:42.429
4	1:44.708	28.287	39.434	36.987	135.2	10:38.823	14	1:39.910	26.125	37.531	36.254	141.7	37:22.339
5	1:44.043	27.055	39.583	37.405	136.1	12:22.866	15	1:56.940	33.190	43.312	40.438	121.1	39:19.279
6	1:43.425	27.578	38.556	37.291	136.9	14:06.291	16	1:47.232	28.523	40.359	38.350	132.0	41:06.511
7	1:43.421	27.220	39.240	36.961	136.9	15:49.712	51	ERIC GRANADO					BRA
26	DANIEL SAEZ					ESP		TEAM HONDA LAGLISSE					HONDA
	ALMA RACING TEAM			KAWASAKI			1	3:07.433	1:50.110	40.356	36.967	75.5	3:07.433
1	2:28.275	1:07.985	41.102	39.188	95.5	2:28.275	2	1:40.359	26.795	37.495	36.069	141.1	4:47.792
2	1:41.997	26.756	38.621	36.620	138.8	4:10.272	3	1:39.917	26.573	37.342	36.002	141.7	6:27.709
3	1:41.924	26.730	38.277	36.917	138.9	5:52.196	4	1:41.672	26.964	38.472	36.236	139.3	8:09.381
4	1:41.650	27.050	38.235	36.365	139.3	7:33.846	5	1:40.159	26.848	37.345	35.966	141.4	9:49.540
5	1:41.373	26.844	38.199	36.330	139.7	9:15.219	6	1:41.334	26.747	38.128	36.459	139.7	11:30.874
6	8:15.284 B	28.762	41.334	7:05.188	28.6	17:30.503	7	1:44.442	27.307	37.217	39.918	135.6	13:15.316
7	1:51.795	34.890	39.722	37.183	126.6	19:22.298	8	1:40.680	26.758	37.733	36.189	140.6	14:55.996
8	1:42.109	27.058	38.368	36.683	138.7	21:04.407	9	1:40.451	26.766	37.478	36.207	141.0	16:36.447
9	1:41.507	26.810	38.061	36.636	139.5	22:45.914	10	11:05.520 B	27.506	37.851	...	21.3	27:41.967
10	1:41.659	26.888	38.121	36.650	139.3	24:27.573	11	2:03.110	43.931	42.638	36.541	115.0	29:45.077
29	JUAN JOSE NUÑEZ					ESP	12	1:40.313	26.985	37.450	35.878	141.1	31:25.390
	KAWASAKI PALMETO PL RACING			KAWASAKI			13	1:39.618	26.554	37.097	35.967	142.1	33:05.008
1	3:02.313	1:38.243	44.380	39.690	77.7	3:02.313	14	1:39.589	26.439	37.154	35.996	142.2	34:44.597
2	1:50.115	30.474	41.041	38.600	128.6	4:52.428	15	1:40.275	26.562	37.406	36.307	141.2	36:24.872
3	1:46.228	28.348	39.845	38.035	133.3	6:38.656	16	1:39.621	26.345	37.317	35.959	142.1	38:04.493
4	1:45.871	28.334	39.861	37.676	133.7	8:24.527	17	1:40.044	26.544	37.331	36.169	141.5	39:44.537
5	1:45.117	27.787	39.632	37.698	134.7	10:09.644	18	1:44.708	29.213	39.044	36.451	135.2	41:29.245
6	1:45.316	27.983	39.640	37.693	134.4	11:54.960	55	ALEJANDRO MEDINA					ESP
7	5:32.293 B	28.167	44.202	4:19.924	42.6	17:27.253		TEAM SPEED RACING					KAWASAKI
8	1:56.238	37.661	40.744	37.833	121.8	19:23.491	1	2:27.209	1:11.788	39.011	36.410	96.2	2:27.209
9	1:44.972	27.761	39.566	37.645	134.9	21:08.463	2	1:40.074	26.563	37.486	36.025	141.5	4:07.283
10	1:44.837	27.621	39.661	37.555	135.1	22:53.300	3	1:39.369	26.197	37.273	35.899	142.5	5:46.652
11	1:45.049	27.874	39.672	37.503	134.8	24:38.349	4	1:40.197	26.944	37.394	35.859	141.3	7:26.849
12	1:49.550	28.251	43.161	38.138	129.2	26:27.899	5	1:39.792	26.536	37.394	35.862	141.9	9:06.641
13	1:51.407	28.498	44.255	38.654	127.1	28:19.306	6	1:39.736	26.396	37.241	36.099	142.0	10:46.377
14	1:45.957	28.227	39.769	37.961	133.6	30:05.263	7	1:40.030	26.449	37.502	36.079	141.5	12:26.407
15	1:44.632	27.734	39.456	37.442	135.3	31:49.895	8	1:42.586	26.372	38.227	37.987	138.0	14:08.993
16	1:44.562	27.728	39.402	37.432	135.4	33:34.457	9	1:40.690	26.449	37.709	36.532	140.6	15:49.683
17	1:59.220	35.210	45.578	38.432	118.8	35:33.677	10	1:40.116	26.551	37.635	35.930	141.4	17:29.799
18	1:46.863	28.198	40.576	38.089	132.5	37:20.540	11	5:10.278 B	27.106	38.571	4:04.601	45.6	22:40.077
19	1:45.724	28.154	39.903	37.667	133.9	39:06.264	12	1:49.531	35.494	37.843	36.194	129.3	24:29.608
20	1:44.840	27.748	39.553	37.539	135.1	40:51.104	13	1:40.031	26.568	37.475	35.988	141.5	26:09.639
31	CARMELO MORALES					ESP	14	1:40.181	26.383	37.653	36.145	141.3	27:49.820
	CARDOSO RACING			YAMAHA			15	6:43.888 B	26.804	38.650	5:38.434	35.1	34:33.708
1	2:57.319	1:41.132	39.298	36.889	79.8	2:57.319	16	1:52.975	33.733	42.278	36.964	125.3	36:26.683
2	1:41.239	26.634	38.067	36.538	139.9	4:38.558	17	2:35.577 B	26.814	53.638	1:15.125	91.0	39:02.260
3	1:40.861	26.657	37.819	36.385	140.4	6:19.419	18	1:49.519	35.170	38.068	36.281	129.3	40:51.779
4	1:41.023	26.727	37.813	36.483	140.2	8:00.442	57	CHRISTIAN PALOMARES					ESP
5	1:41.353	26.524	38.341	36.488	139.7	9:41.795		TEAM SPEED RACING					KAWASAKI
6	1:40.601	26.430	37.614	36.557	140.7	11:22.396	1	2:29.465	1:07.471	41.007	40.987	94.7	2:29.465
7	1:40.652	26.391	37.665	36.596	140.7	13:03.048	2	1:43.073	26.673	38.073	38.327	137.4	4:12.538
							3	1:40.694	26.430	37.676	36.588	140.6	5:53.232



**SBK
ESBK
LIBRES 2**

Análisis de sectores lentos

■ Mejor Personal ■ Mejor de la sesión ■ Cruzando por el pit lane

Vlt.	Tiempo	Sector 1	Sector 2	Sector 3	Km/h	T. Sesión	Vlt.	Tiempo	Sector 1	Sector 2	Sector 3	Km/h	T. Sesión
61 ALESSANDRO ZACCONE ITA ETG RACING YAMAHA													
1	2:27.904	1:11.971	39.086	36.847	95.7	2:27.904	10	1:54.618	34.862	40.764	38.992	123.5	32:40.779
2	1:41.581	26.817	38.275	36.489	139.4	4:09.485	11	1:51.975	31.800	41.043	39.132	126.4	34:32.754
3	1:40.974	26.648	37.736	36.590	140.2	5:50.459	12	1:58.446	32.880	46.410	39.156	119.5	36:31.200
4	1:42.853	28.104	38.339	36.410	137.7	7:33.312	13	1:54.109	33.447	41.204	39.458	124.1	38:25.309
5	1:40.763	26.726	37.766	36.271	140.5	9:14.075	14	1:59.765	37.153	43.569	39.043	118.2	40:25.074
6	1:49.016	29.153	41.076	38.787	129.9	11:03.091							
7	13:58.596B	28.048	39.952	...	16.9	25:01.687							
8	1:53.965	36.585	39.607	37.773	124.2	26:55.652							
9	1:40.741	26.781	37.708	36.252	140.5	28:36.393							
10	1:42.030	27.341	37.736	36.953	138.8	30:18.423							
11	1:40.725	26.687	37.685	36.353	140.6	31:59.148							
12	4:43.275B	31.816	41.219	3:30.240	50.0	36:42.423							
13	1:52.478	35.961	38.986	37.531	125.9	38:34.901							
14	1:42.091	27.046	38.233	36.812	138.7	40:16.992							
62 NICHOLAS P. EDGELEY GBR MONEX TEAM EDGE RST BMW MOTORRAD													
1	2:38.033	1:17.359	41.549	39.125	89.6	2:38.033							
2	1:46.735	28.296	40.482	37.957	132.7	4:24.768							
3	1:45.542	28.258	39.530	37.754	134.2	6:10.310							
4	1:47.911	28.794	40.951	38.166	131.2	7:58.221							
5	1:47.556	28.078	41.338	38.140	131.6	9:45.777							
6	1:44.968	28.041	39.216	37.711	134.9	11:30.745							
7	13:22.946B	37.760	47.483	...	17.6	24:53.691							
8	1:56.772	37.809	40.882	38.081	121.3	26:50.463							
9	1:45.205	28.058	39.226	37.921	134.6	28:35.668							
10	1:48.927	29.771	40.706	38.450	130.0	30:24.595							
11	1:44.889	27.856	39.436	37.597	135.0	32:09.484							
66 PHILIPPE LE GALLO FRA TEAM HONDA LAGLISSE HONDA													
1	3:22.940	1:56.166	43.003	43.771	69.8	3:22.940							
2	1:51.913	30.608	41.353	39.952	126.5	5:14.853							
3	1:56.243	35.397	41.317	39.529	121.8	7:11.096							
4	1:49.792	29.813	41.035	38.944	129.0	9:00.888							
5	1:50.123	30.002	41.006	39.115	128.6	10:51.011							
6	1:50.197	30.086	40.669	39.442	128.5	12:41.208							
7	1:49.774	29.763	41.017	38.994	129.0	14:30.982							
8	14:08.082B	30.131	42.878	...	16.7	28:39.064							
9	2:07.097	40.958	42.335	43.804	111.4	30:46.161							
73 FLORENT VERCHERE FRA LCR ENDURANCE YAMAHA													
1	3:30.449	2:07.774	42.191	40.484	67.3	3:30.449							
2	1:49.551	29.739	40.771	39.041	129.2	5:20.000							
3	1:48.878	29.324	40.328	39.226	130.0	7:08.878							
4	1:49.529	29.393	40.971	39.165	129.3	8:58.407							
5	1:50.237	29.220	41.848	39.169	128.4	10:48.644							
6	1:48.531	29.256	40.828	38.447	130.5	12:37.175							
7	1:48.812	29.210	40.917	38.685	130.1	14:25.987							
8	1:47.540	29.079	40.164	38.297	131.7	16:13.527							
9	1:47.223	28.685	39.993	38.545	132.1	18:00.750							
10	12:01.338B	28.709	40.164	...	19.6	30:02.088							
11	1:55.244	36.198	40.250	38.796	122.9	31:57.332							
12	1:47.323	28.574	40.358	38.391	131.9	33:44.655							
13	1:47.845	28.858	40.579	38.408	131.3	35:32.500							
14	1:47.199	28.735	40.256	38.208	132.1	37:19.699							
15	1:48.850	29.176	40.722	38.952	130.1	39:08.549							
16	1:47.951	29.168	40.287	38.496	131.2	40:56.500							
75 IVO LOPES POR BMW EASYRACE TEAM BMW MOTORRAD													
1	2:29.141	1:14.276	38.184	36.681	94.9	2:29.141							
2	1:42.574	28.134	38.213	36.227	138.0	4:11.715							
3	1:40.241	26.587	37.228	36.426	141.2	5:51.956							
4	1:40.143	26.745	37.373	36.025	141.4	7:32.099							
5	1:39.837	26.570	37.360	35.907	141.8	9:11.936							
6	1:40.210	26.556	37.522	36.132	141.3	10:52.146							
7	1:40.806	26.969	37.355	36.482	140.5	12:32.952							
8	1:40.295	26.701	37.366	36.228	141.2	14:13.247							
9	1:39.966	26.515	37.272	36.179	141.6	15:53.213							
10	1:40.353	26.587	37.512	36.254	141.1	17:33.566							
11	1:40.238	26.630	37.502	36.106	141.3	19:13.804							
12	9:00.276B	26.743	40.877	7:52.656	26.2	28:14.080							
13	1:50.129	35.066	38.043	37.020	128.6	30:04.209							
14	1:40.234	26.559	37.472	36.203	141.3	31:44.443							
15	1:40.404	26.438	37.682	36.284	141.0	33:24.847							
16	1:43.150	26.598	39.859	36.693	137.3	35:07.997							
81 JORDI TORRES ESP TEAM HONDA LAGLISSE HONDA													
1	2:39.903	1:24.308	38.730	36.865	88.5	2:39.903							
2	1:41.598	26.655	38.585	36.358	139.4	4:21.501							
3	1:40.024	26.581	37.377	36.066	141.6	6:01.525							
4	1:39.906	26.677	37.270	35.959	141.7	7:41.431							
5	1:39.809	26.520	37.061	36.228	141.9	9:21.240							
6	9:01.272B	30.685	38.926	7:51.661	26.2	18:22.512							
7	1:53.465	37.593	39.166	36.706	124.8	20:15.977							
8	1:39.672	26.617	37.141	35.914	142.1	21:55.649							
9	1:40.713	26.452	37.825	36.436	140.6	23:36.362							
10	1:39.368	26.384	37.095	35.889	142.5	25:15.730							
11	1:39.610	26.334	37.057	36.219	142.1	26:55.340							



SBK
ESBK
LIBRES 2

Análisis de sectores lentos

■ Mejor Personal ■ Mejor de la sesión ■ Cruzando por el pit lane

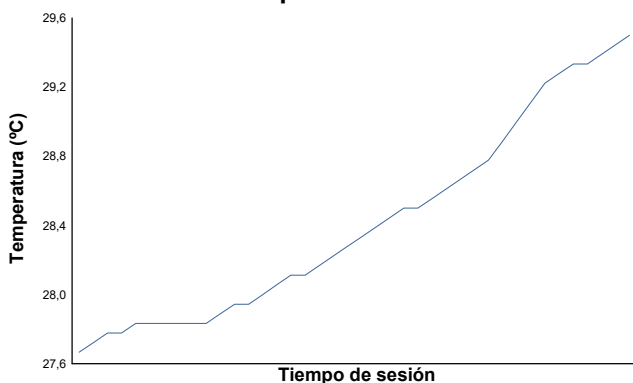
Vlt.	Tiempo	Sector 1	Sector 2	Sector 3	Km/h	T. Sesión	Vlt.	Tiempo	Sector 1	Sector 2	Sector 3	Km/h	T. Sesión
12	1:39.738	26.388	37.012	36.338	142.0	28:35.078	17	1:40.135	26.543	37.405	36.187	141.4	35:06.469
13	1:39.324	26.257	37.058	36.009	142.6	30:14.402	18	1:40.292	26.380	37.412	36.500	141.2	36:46.761
14	5:56.733 B	26.419	38.000	4:52.314	39.7	36:11.135	19	1:42.363	28.188	37.810	36.365	138.3	38:29.124
15	1:51.228	37.440	37.622	36.166	127.3	38:02.363	20	1:40.035	26.407	37.380	36.248	141.5	40:09.159
16	1:39.273	26.365	37.005	35.903	142.6	39:41.636	96 ENRIQUE FELIPE ESP						
17	1:39.201	26.245	37.012	35.944	142.7	41:20.837	YAMAHA GV STRATOS YAMAHA						
84 ALEJANDRO ZUZAYA ESP							1	2:48.543	1:25.552	42.536	40.455	84.0	2:48.543
MDR SPAINCIRCUITS YAMAHA							2	1:49.962	30.339	40.964	38.659	128.8	4:38.505
1	3:00.248	1:40.848	40.824	38.576	78.6	3:00.248	3	1:47.817	29.035	40.309	38.473	131.3	6:26.322
2	1:45.163	27.704	39.392	38.067	134.6	4:45.411	4	1:48.855	29.440	40.677	38.738	130.1	8:15.177
3	1:44.478	27.646	39.344	37.488	135.5	6:29.889	5	1:48.175	29.172	40.298	38.705	130.9	10:03.352
4	1:44.205	27.268	38.916	38.021	135.9	8:14.094	6	1:48.980	29.435	40.284	39.261	129.9	11:52.332
5	13:58.153 B	30.926	47.857	...	16.9	22:12.247	7	11:22.865 B	29.200	40.675	...	20.7	23:15.197
6	1:52.989	35.253	39.653	38.083	125.3	24:05.236	8	2:08.266	42.239	46.046	39.981	110.4	25:23.463
7	1:44.067	27.504	39.028	37.535	136.1	25:49.303	9	1:52.062	29.408	43.395	39.259	126.3	27:15.525
8	1:43.488	27.340	38.700	37.448	136.8	27:32.791	10	1:50.075	29.264	40.817	39.994	128.6	29:05.600
9	1:43.918	27.447	38.891	37.580	136.2	29:16.709	11	1:48.230	28.994	40.437	38.799	130.8	30:53.830
10	6:50.148 B	33.634	42.128	5:34.386	34.5	36:06.857	12	1:48.472	29.133	40.584	38.755	130.5	32:42.302
11	2:15.417	56.983	39.939	38.495	104.6	38:22.274	13	1:49.138	29.201	40.626	39.311	129.7	34:31.440
12	1:53.378	34.625	39.796	38.957	124.9	40:15.652	99 OSCAR GUTIERREZ ESP						
92 JULIO DOMINGUEZ ESP							SP57 RACING TEAM YAMAHA						
JEG RACING							1	3:22.473	2:06.137	39.211	37.125	69.9	3:22.473
1	2:23.967	1:01.956	42.064	39.947	98.3	2:23.967	2	1:40.391	26.593	37.610	36.188	141.0	5:02.864
2	1:51.000	29.704	41.947	39.349	127.6	4:14.967	3	1:39.921	26.294	37.555	36.072	141.7	6:42.785
3	1:50.421	29.295	41.504	39.622	128.2	6:05.388	4	1:41.070	26.337	38.001	36.732	140.1	8:23.855
4	1:50.752	29.400	41.200	40.152	127.8	7:56.140	5	1:40.023	26.324	37.623	36.076	141.6	10:03.878
5	5:27.707 B	29.421	43.057	4:15.229	43.2	13:23.847	6	1:40.553	26.730	37.595	36.228	140.8	11:44.431
6	1:59.940	38.075	42.062	39.803	118.0	15:23.787	7	1:40.121	26.289	37.617	36.215	141.4	13:24.552
7	1:49.113	29.322	40.744	39.047	129.8	17:12.900	8	1:39.961	26.438	37.562	35.961	141.6	15:04.513
8	1:49.262	29.070	41.016	39.176	129.6	19:02.162	9	1:40.035	26.535	37.496	36.004	141.5	16:44.548
9	4:43.509 B	29.381	41.293	3:32.835	49.9	23:45.671	10	1:39.883	26.280	37.550	36.053	141.8	18:24.431
10	2:05.882	37.676	43.440	44.766	112.5	25:51.553	11	1:39.792	26.312	37.399	36.081	141.9	20:04.223
11	1:49.140	29.038	40.912	39.190	129.7	27:40.693	12	1:45.101	26.323	37.498	41.280	134.7	21:49.324
12	1:48.929	28.963	40.896	39.070	130.0	29:29.622	13	9:23.272 B	29.012	42.138	8:12.122	25.1	31:12.596
13	8:39.896 B	28.916	43.320	7:27.660	27.2	38:09.518	14	1:49.231	33.902	38.779	36.550	129.6	33:01.827
14	1:57.421	36.400	41.538	39.483	120.6	40:06.939	15	1:39.711	26.220	37.185	36.306	142.0	34:41.538
94 NAOMICHI URAMOTO JPN							16	1:40.049	26.424	37.640	35.985	141.5	36:21.587
JEG RACING							17	1:39.332	26.117	37.360	35.855	142.5	38:00.919
1	2:05.647	48.054	40.439	37.154	112.7	2:05.647	18	1:39.272	26.206	37.268	35.798	142.6	39:40.191
2	1:42.705	27.898	38.191	36.616	137.9	3:48.352	19	1:39.533	26.219	37.192	36.122	142.3	41:19.724
3	1:40.532	26.670	37.564	36.298	140.8	5:28.884							
4	1:41.137	26.518	37.532	37.087	140.0	7:10.021							
5	1:42.799	28.057	37.993	36.749	137.7	8:52.820							
6	1:40.347	26.467	37.586	36.294	141.1	10:33.167							
7	1:40.273	26.455	37.586	36.232	141.2	12:13.440							
8	7:33.330 B	28.115	38.329	6:26.886	31.2	19:46.770							
9	1:53.019	37.951	38.649	36.419	125.3	21:39.789							
10	1:39.779	26.420	36.976	36.383	141.9	23:19.568							
11	1:39.441	26.279	37.181	35.981	142.4	24:59.009							
12	1:40.712	27.044	37.407	36.261	140.6	26:39.721							
13	1:39.926	26.301	37.433	36.192	141.7	28:19.647							
14	1:40.705	27.019	37.418	36.268	140.6	30:00.352							
15	1:40.090	26.483	37.315	36.292	141.5	31:40.442							
16	1:45.892	27.367	42.158	36.367	133.7	33:26.334							



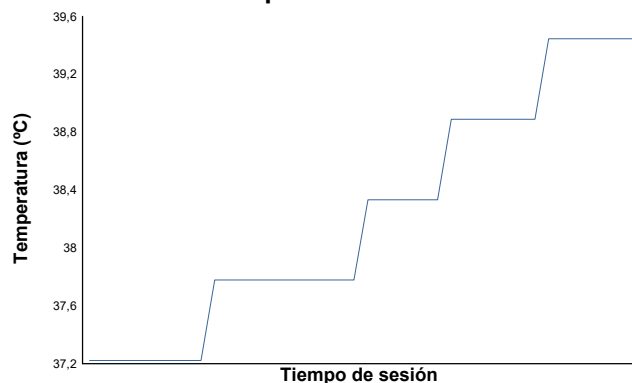
ESBK
SBK
LIBRES 2

Informe meteorológico

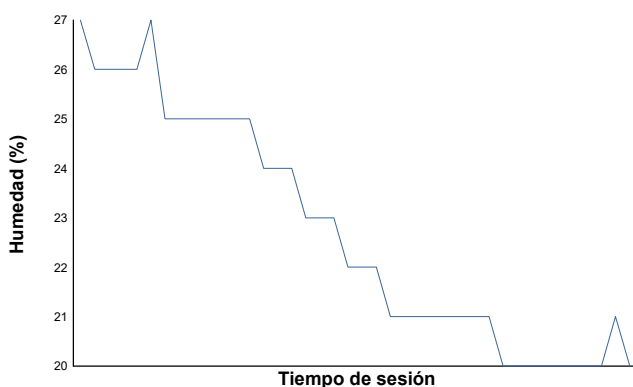
Temperatura del Aire



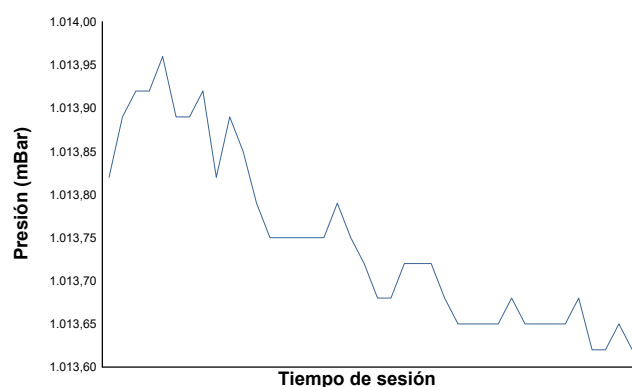
Temperatura de la Pista



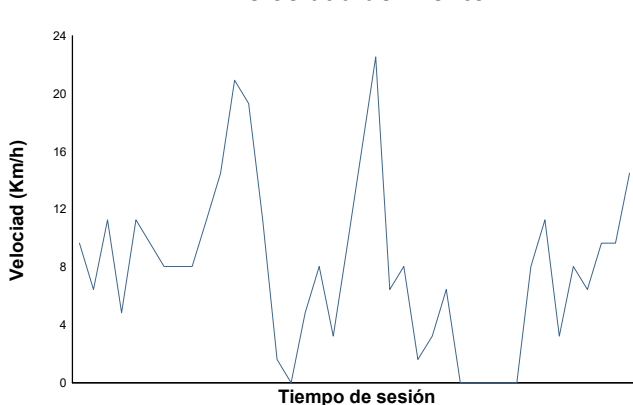
Humedad



Presión

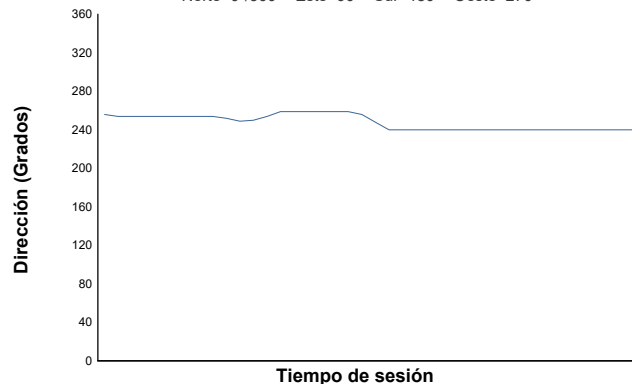


Velocidad del viento



Dirección del viento

Norte=0°/360° Este=90° Sur=180° Oeste=270°



Estado de pista: **SECO**