



**SBK
ESBK
LIBRES 1**

Clasificación

Nº	Piloto	Nac	Equipo	Moto	Neum.	Cl.	Tiempo	Vlt.	Total	Dif.	Km/h
1	81 JORDI TORRES	ESP	TEAM HONDA LAGLISSE	HONDA	DUNLOP	SBK	1:39.331	14	14	-	- 142.5
2	99 OSCAR GUTIERREZ	ESP	SP57 RACING TEAM	YAMAHA	MICHELIN	SBK	1:39.364	8	12	+0.033	+0.033 142.5
3	75 IVO LOPES	POR	BMW EASYRACE TEAM	BMW MOTORRAD	DUNLOP	SBK	1:39.421	12	14	+0.090	+0.057 142.4
4	51 ERIC GRANADO	BRA	TEAM HONDA LAGLISSE	HONDA	DUNLOP	SBK	1:39.531	13	17	+0.200	+0.110 142.3
5	1 ROMAN RAMOS	ESP	KAWASAKI PALMETO PL RACING	KAWASAKI	MICHELIN	SBK	1:39.770	14	18	+0.439	+0.239 141.9
6	55 ALEJANDRO MEDINA	ESP	TEAM SPEED RACING	KAWASAKI	MICHELIN	SBK	1:39.883	7	15	+0.552	+0.113 141.8
7	94 NAOMICHI URAMOTO	JPN	JEG RACING		PIRELLI	SBK	1:39.906	14	17	+0.575	+0.023 141.7
8	31 CARMELO MORALES	ESP	CARDOSO RACING	YAMAHA	MICHELIN	SBK	1:40.097	4	10	+0.766	+0.191 141.5
9	57 CHRISTIAN PALOMARES	ESP	TEAM SPEED RACING	KAWASAKI	MICHELIN	Open100	1:40.437	12	16	+1.106	+0.340 141.0
10	61 ALESSANDRO ZACCONE	ITA	ETG RACING	YAMAHA	DUNLOP	SBK	1:40.754	8	14	+1.423	+0.317 140.5
11	26 DANIEL SAEZ	ESP	ALMA RACING TEAM	KAWASAKI	MICHELIN	Open100	1:41.104	12	14	+1.773	+0.350 140.0
12	25 ROBERTO BLAZQUEZ	ESP	CASTROMAROTO RACING	BMW MOTORRAD	PIRELLI	Open100	1:43.311	10	10	+3.980	+2.207 137.1
13	16 OSCAR SAN EMETERIO	ESP	MDR SPAIN CIRCUITS	YAMAHA	MICHELIN	Open100	1:43.345	12	14	+4.014	+0.034 137.0
14	5 THOMAS STRUDWICK	GBR	MONEX TEAM EDGE RST	BMW MOTORRAD	PIRELLI	Open100	1:43.448	14	14	+4.117	+0.103 136.9
15	13 VILLE VALTONEN	FIN	SENSETEC OY	BMW MOTORRAD	PIRELLI	Open100	1:43.868	16	18	+4.537	+0.420 136.3
16	84 ALEJANDRO ZUZAYA	ESP	MDR SPAINCIRCUITS	YAMAHA	MICHELIN	Open100	1:44.016	7	14	+4.685	+0.148 136.1
17	29 JUAN JOSE NUÑEZ	ESP	KAWASAKI PALMETO PL RACING	KAWASAKI	MICHELIN	Open100	1:45.136	14	17	+5.805	+1.120 134.7
18	62 NICHOLAS P. EDGELEY	GBR	MONEX TEAM EDGE RST	BMW MOTORRAD	PIRELLI	Open100	1:45.163	13	13	+5.832	+0.027 134.6
19	4 JAVIER ARTIME	ESP	TEAM HONDA LAGLISSE	HONDA	DUNLOP	Open100	1:47.503	16	17	+8.172	+2.340 131.7
20	73 FLORENT VERCHERE	FRA	LCR ENDURANCE	YAMAHA	MICHELIN	Open100	1:48.116	13	15	+8.785	+0.613 131.0
21	12 JULIEN LEYNINGER	FRA	LCR ENDURANCE	YAMAHA	MICHELIN	Open100	1:48.571	13	13	+9.240	+0.455 130.4
22	96 ENRIQUE FELIPE	ESP	YAMAHA GV STRATOS	YAMAHA	MICHELIN	Open100	1:49.797	10	14	+10.466	+1.226 129.0
23	66 PHILIPPE LE GALLO	FRA	TEAM HONDA LAGLISSE	HONDA	DUNLOP	Open100	1:49.998	14	16	+10.667	+0.201 128.7
24	92 JULIO DOMINGUEZ	ESP	JEG RACING		PIRELLI	Open100	1:50.073	12	12	+10.742	+0.075 128.6

Vuelta rápida:	Vlt. 14	JORDI TORRES	1:39.331	142.5 Km/h
-----------------------	---------	--------------	-----------------	------------

Hora de publicación:

Estado de pista: **SECO**

Director de Carrera:	Jefe de Cronometraje:
-----------------------------	------------------------------



SBK
ESBK
LIBRES 1


Clasificación por Clase

Nº Piloto	Nac	Equipo	Moto	Tiempo	Vlt. Total	Dif.	Km/h
Open1000							
1	57	CHRISTIAN PALOMARES	ESP TEAM SPEED RACING	KAWASAKI	1:40.437	12 16	141.0
2	26	DANIEL SAEZ	ESP ALMA RACING TEAM	KAWASAKI	1:41.104	12 14	+0.667 +0.667 140.0
3	25	ROBERTO BLAZQUEZ	ESP CASTROMAROTO RACING	BMW MOTORRAD	1:43.311	10 10	+2.874 +2.207 137.1
4	16	OSCAR SAN EMETERIO	ESP MDR SPAIN CIRCUITS	YAMAHA	1:43.345	12 14	+2.908 +0.034 137.0
5	5	THOMAS STRUDWICK	GBR MONEX TEAM EDGE RST	BMW MOTORRAD	1:43.448	14 14	+3.011 +0.103 136.9
6	13	VILLE VALTONEN	FIN SENSETEC OY	BMW MOTORRAD	1:43.868	16 18	+3.431 +0.420 136.3
7	84	ALEJANDRO ZUZAYA	ESP MDR SPAINCIRCUITS	YAMAHA	1:44.016	7 14	+3.579 +0.148 136.1
8	29	JUAN JOSE NUÑEZ	ESP KAWASAKI PALMETO PL RACING	KAWASAKI	1:45.136	14 17	+4.699 +1.120 134.7
9	62	NICHOLAS P. EDGELEY	GBR MONEX TEAM EDGE RST	BMW MOTORRAD	1:45.163	13 13	+4.726 +0.027 134.6
10	4	JAVIER ARTIME	ESP TEAM HONDA LAGLISSE	HONDA	1:47.503	16 17	+7.066 +2.340 131.7
11	73	FLORENT VERCHERE	FRA LCR ENDURANCE	YAMAHA	1:48.116	13 15	+7.679 +0.613 131.0
12	12	JULIEN LEYNINGER	FRA LCR ENDURANCE	YAMAHA	1:48.571	13 13	+8.134 +0.455 130.4
13	96	ENRIQUE FELIPE	ESP YAMAHA GV STRATOS	YAMAHA	1:49.797	10 14	+9.360 +1.226 129.0
14	66	PHILIPPE LE GALLO	FRA TEAM HONDA LAGLISSE	HONDA	1:49.998	14 16	+9.561 +0.201 128.7
15	92	JULIO DOMINGUEZ	ESP JEG RACING		1:50.073	12 12	+9.636 +0.075 128.6
SBK							
1	81	JORDI TORRES	ESP TEAM HONDA LAGLISSE	HONDA	1:39.331	14 14	142.5
2	99	OSCAR GUTIERREZ	ESP SP57 RACING TEAM	YAMAHA	1:39.364	8 12	+0.033 +0.033 142.5
3	75	IVO LOPES	POR BMW EASYRACE TEAM	BMW MOTORRAD	1:39.421	12 14	+0.090 +0.057 142.4
4	51	ERIC GRANADO	BRA TEAM HONDA LAGLISSE	HONDA	1:39.531	13 17	+0.200 +0.110 142.3
5	1	ROMAN RAMOS	ESP KAWASAKI PALMETO PL RACING	KAWASAKI	1:39.770	14 18	+0.439 +0.239 141.9
6	55	ALEJANDRO MEDINA	ESP TEAM SPEED RACING	KAWASAKI	1:39.883	7 15	+0.552 +0.113 141.8
7	94	NAOMICHI URAMOTO	JPN JEG RACING		1:39.906	14 17	+0.575 +0.023 141.7
8	31	CARMELO MORALES	ESP CARDOSO RACING	YAMAHA	1:40.097	4 10	+0.766 +0.191 141.5
9	61	ALESSANDRO ZACCONE	ITA ETG RACING	YAMAHA	1:40.754	8 14	+1.423 +0.657 140.5

Hora de publicación:

Estado de pista: **SECO**

Director de Carrera:	Jefe de Cronometraje:
----------------------	-----------------------



SBK
ESBK
LIBRES 1

Mejores tiempos de sector

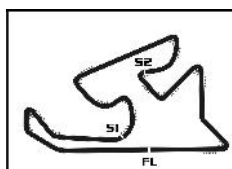
Sector 1			Sector 2		Sector 3		Pos	Nº Piloto	Vuelta Ideal	Mejor Vuelta
Pos	Nº Piloto	Tiempo	Nº Piloto	Tiempo	Nº Piloto	Tiempo				
1	99 O.GUTIERREZ	26.107	81 J.TORRES	36.975	51 E.GRANADO	35.719	1	99 O.GUTIERREZ	1:39.144	1:39.364 (2)
2	31 C.MORALES	26.195	75 I.LOPES	37.058	99 O.GUTIERREZ	35.768	2	75 I.LOPES	1:39.208	1:39.421 (3)
3	57 C.PALOMARES	26.299	94 N.URAMOTO	37.208	75 I.LOPES	35.836	3	81 J.TORRES	1:39.331	1:39.331 (1)
4	55 A.MEDINA	26.309	1 R.RAMOS	37.256	81 J.TORRES	35.942	4	51 E.GRANADO	1:39.369	1:39.531 (4)
5	75 I.LOPES	26.314	55 A.MEDINA	37.266	1 R.RAMOS	36.013	5	55 A.MEDINA	1:39.621	1:39.883 (6)
6	94 N.URAMOTO	26.342	99 O.GUTIERREZ	37.269	55 A.MEDINA	36.046	6	1 R.RAMOS	1:39.627	1:39.770 (5)
7	1 R.RAMOS	26.358	51 E.GRANADO	37.274	94 N.URAMOTO	36.184	7	94 N.URAMOTO	1:39.734	1:39.906 (7)
8	51 E.GRANADO	26.376	31 C.MORALES	37.497	31 C.MORALES	36.216	8	31 C.MORALES	1:39.908	1:40.097 (8)
9	81 J.TORRES	26.414	57 C.PALOMARES	37.631	61 A.ZACCONE	36.313	9	57 C.PALOMARES	1:40.279	1:40.437 (9)
10	26 D.SAEZ	26.646	61 A.ZACCONE	37.756	26 D.SAEZ	36.334	10	61 A.ZACCONE	1:40.723	1:40.754 (10)
11	61 A.ZACCONE	26.654	26 D.SAEZ	38.060	57 C.PALOMARES	36.349	11	26 D.SAEZ	1:41.040	1:41.104 (11)
12	16 O.SAN EMETERIO	27.116	16 O.SAN EMETERIO	38.379	25 R.BLAZQUEZ	37.037	12	16 O.SAN EMETERIO	1:42.804	1:43.345 (13)
13	25 R.BLAZQUEZ	27.134	25 R.BLAZQUEZ	38.717	5 T.STRUDWICK	37.079	13	25 R.BLAZQUEZ	1:42.888	1:43.311 (12)
14	5 T.STRUDWICK	27.189	5 T.STRUDWICK	38.737	13 V.VALTONEN	37.169	14	5 T.STRUDWICK	1:43.005	1:43.448 (14)
15	84 A.ZUZAYA	27.318	13 V.VALTONEN	38.763	16 O.SAN EMETERIO	37.309	15	13 V.VALTONEN	1:43.678	1:43.868 (15)
16	13 V.VALTONEN	27.746	84 A.ZUZAYA	39.222	84 A.ZUZAYA	37.455	16	84 A.ZUZAYA	1:43.995	1:44.016 (16)
17	62 N.EDGELEY	27.876	62 N.EDGELEY	39.415	29 J.NUÑEZ	37.609	17	29 J.NUÑEZ	1:45.132	1:45.136 (17)
18	29 J.NUÑEZ	27.915	29 J.NUÑEZ	39.608	62 N.EDGELEY	37.843	18	62 N.EDGELEY	1:45.134	1:45.163 (18)
19	4 J.ARTIME	28.233	73 F.VERCHERE	40.083	4 J.ARTIME	38.333	19	4 J.ARTIME	1:47.150	1:47.503 (19)
20	92 J.DOMINGUEZ	28.745	4 J.ARTIME	40.584	12 J.LEYNINGER	38.773	20	73 F.VERCHERE	1:47.996	1:48.116 (20)
21	73 F.VERCHERE	29.007	12 J.LEYNINGER	40.664	73 F.VERCHERE	38.906	21	12 J.LEYNINGER	1:48.461	1:48.571 (21)
22	12 J.LEYNINGER	29.024	96 E.FELIPE	40.715	66 P.LE GALLO	39.153	22	96 E.FELIPE	1:49.355	1:49.797 (22)
23	96 E.FELIPE	29.448	66 P.LE GALLO	40.913	96 E.FELIPE	39.192	23	92 J.DOMINGUEZ	1:49.627	1:50.073 (24)
24	66 P.LE GALLO	29.703	92 J.DOMINGUEZ	41.587	92 J.DOMINGUEZ	39.295	24	66 P.LE GALLO	1:49.769	1:49.998 (23)



SBK
ESBK
Después de LIBRES 1

Velocidad máxima del evento

Nº Piloto	Equipo	Moto	Clase	V.Max	Vit.	Sesión
75 IVO LOPES	BMW EASYRACE TEAM	BMW MOTORRAD	SBK	283.5	11	LIBRES 1
26 DANIEL SAEZ	ALMA RACING TEAM	KAWASAKI	Open1000	280.5	7	LIBRES 1
55 ALEJANDRO MEDINA	TEAM SPEED RACING	KAWASAKI	SBK	278.4	16	LIBRES 1
99 OSCAR GUTIERREZ	SP57 RACING TEAM	YAMAHA	SBK	278.4	9	LIBRES 1
51 ERIC GRANADO	TEAM HONDA LAGLISSE	HONDA	SBK	277.6	15	LIBRES 1
81 JORDI TORRES	TEAM HONDA LAGLISSE	HONDA	SBK	277.6	15	LIBRES 1
1 ROMAN RAMOS	KAWASAKI PALMETO PL RACING	KAWASAKI	SBK	276.9	13	LIBRES 1
57 CHRISTIAN PALOMARES	TEAM SPEED RACING	KAWASAKI	Open1000	276.9	10	LIBRES 1
31 CARMELO MORALES	CARDOSO RACING	YAMAHA	SBK	274.8	5	LIBRES 1
61 ALESSANDRO ZACCONE	ETG RACING	YAMAHA	SBK	273.4	12	LIBRES 1
94 NAOMICHI URAMOTO	JEG RACING		SBK	272.7	16	LIBRES 1
16 OSCAR SAN EMETERIO	MDR SPAIN CIRCUITS	YAMAHA	Open1000	270.0	15	LIBRES 1
25 ROBERTO BLAZQUEZ	CASTROMAROTO RACING	BMW MOTORRAD	Open1000	269.3	8	LIBRES 1
4 JAVIER ARTIME	TEAM HONDA LAGLISSE	HONDA	Open1000	266.7	13	LIBRES 1
84 ALEJANDRO ZUZAYA	MDR SPAINCIRCUITS	YAMAHA	Open1000	265.4	8	LIBRES 1
29 JUAN JOSE NUÑEZ	KAWASAKI PALMETO PL RACING	KAWASAKI	Open1000	264.7	13	LIBRES 1
5 THOMAS STRUDWICK	MONEX TEAM EDGE RST	BMW MOTORRAD	Open1000	263.4	12	LIBRES 1
12 JULIEN LEYNINGER	LCR ENDURANCE	YAMAHA	Open1000	262.8	11	LIBRES 1
62 NICHOLAS P. EDGELEY	MONEX TEAM EDGE RST	BMW MOTORRAD	Open1000	259.6	10	LIBRES 1
92 JULIO DOMINGUEZ	JEG RACING		Open1000	259.0	13	LIBRES 1
13 VILLE VALTONEN	SENSETEC OY	BMW MOTORRAD	Open1000	254.7	17	LIBRES 1
73 FLORENT VERCHERE	LCR ENDURANCE	YAMAHA	Open1000	249.4	12	LIBRES 1
96 ENRIQUE FELIPE	YAMAHA GV STRATOS	YAMAHA	Open1000	235.8	9	LIBRES 1
66 PHILIPPE LE GALLO	TEAM HONDA LAGLISSE	HONDA	Open1000	231.8	11	LIBRES 1




SBK
ESBK
LIBRES 1

CIRCUITO DE NAVARRA 3.933 m.

Secuencia de vueltas rápidas

T. Sesión	Nº Piloto	Equipo	Moto	Clase	Tiempo	Km/h	Vlt.
4:12.459	94 NAOMICHI URAMOTO	JEG RACING		SBK	1:43.900	136.3	2
5:15.246	57 CHRISTIAN PALOMARES	TEAM SPEED RACING	KAWASAKI	Open100C	1:43.781	136.4	2
5:54.968	94 NAOMICHI URAMOTO	JEG RACING		SBK	1:42.509	138.1	3
6:20.739	81 JORDI TORRES	TEAM HONDA LAGLISSE	HONDA	SBK	1:42.168	138.6	3
7:36.983	94 NAOMICHI URAMOTO	JEG RACING		SBK	1:42.015	138.8	4
7:47.136	51 ERIC GRANADO	TEAM HONDA LAGLISSE	HONDA	SBK	1:41.448	139.6	3
8:02.926	75 IVO LOPES	BMW EASYRACE TEAM	BMW MOTORRAD	SBK	1:40.591	140.8	4
9:27.521	51 ERIC GRANADO	TEAM HONDA LAGLISSE	HONDA	SBK	1:40.385	141.0	4
9:43.222	75 IVO LOPES	BMW EASYRACE TEAM	BMW MOTORRAD	SBK	1:40.296	141.2	5
11:23.210	75 IVO LOPES	BMW EASYRACE TEAM	BMW MOTORRAD	SBK	1:39.988	141.6	6
16:14.895	99 OSCAR GUTIERREZ	SP57 RACING TEAM	YAMAHA	SBK	1:39.823	141.8	5
24:43.533	75 IVO LOPES	BMW EASYRACE TEAM	BMW MOTORRAD	SBK	1:39.688	142.0	9
26:23.033	75 IVO LOPES	BMW EASYRACE TEAM	BMW MOTORRAD	SBK	1:39.500	142.3	10
29:46.179	81 JORDI TORRES	TEAM HONDA LAGLISSE	HONDA	SBK	1:39.331	142.5	14




SBK
ESBK
LIBRES 1

Análisis de sectores lentos

■ Mejor Personal ■ Mejor de la sesión ■ Cruzando por el pit lane

Vlt.	Tiempo	Sector 1	Sector 2	Sector 3	Km/h	T. Sesión	Vlt.	Tiempo	Sector 1	Sector 2	Sector 3	Km/h	T. Sesión
1	ROMAN RAMOS ESP						14	1:43.448	27.329	38.737	37.382	136.9	32:48.025
	KAWASAKI PALMETO PL RACING KAWASAKI						12	JULIEN LEYNINGER FRA					
1	6:42.788	5:23.810	41.449	37.529	35.2	6:42.788		LCR ENDURANCE YAMAHA					
2	1:42.221	27.029	38.721	36.471	138.5	8:25.009	1	5:17.966	3:48.432	47.290	42.244	44.5	5:17.966
3	1:40.612	26.679	37.787	36.146	140.7	10:05.621	2	1:53.651	30.606	43.239	39.806	124.6	7:11.617
4	1:41.901	27.063	38.639	36.199	138.9	11:47.522	3	1:57.300	29.171	41.548	46.581	120.7	9:08.917
5	1:40.287	26.518	37.619	36.150	141.2	13:27.809	4	1:51.014	29.732	41.889	39.393	127.5	10:59.931
6	1:40.492	26.498	37.829	36.165	140.9	15:08.301	5	1:49.865	29.237	41.330	39.298	128.9	12:49.796
7	1:40.347	26.476	37.613	36.258	141.1	16:48.648	6	4:44.168B	29.547	47.048	3:27.573	49.8	17:33.964
8	1:39.882	26.442	37.413	36.027	141.8	18:28.530	7	2:04.922	39.704	44.773	40.445	113.3	19:38.886
9	5:30.321B	26.471	38.874	4:24.976	42.9	23:58.851	8	1:50.104	29.599	41.421	39.084	128.6	21:28.990
10	1:54.914	38.864	39.485	36.565	123.2	25:53.765	9	1:49.155	29.026	41.096	39.033	129.7	23:18.145
11	1:39.965	26.459	37.357	36.149	141.6	27:33.730	10	1:48.934	29.024	40.664	39.246	130.0	25:07.079
12	1:41.995	27.125	38.783	36.087	138.8	29:15.725	11	1:55.579	34.450	41.515	39.614	122.5	27:02.658
13	1:39.970	26.524	37.433	36.013	141.6	30:55.695	12	1:48.693	29.065	40.790	38.838	130.3	28:51.351
14	1:39.770	26.428	37.256	36.086	141.9	32:35.465	13	1:48.571	29.024	40.774	38.773	130.4	30:39.922
15	1:41.798	27.634	37.795	36.369	139.1	34:17.263	13	VILLE VALTONEN FIN					
16	1:39.859	26.458	37.274	36.127	141.8	35:57.122		SENSETEC OY BMW MOTORRAD					
17	1:40.665	26.358	37.928	36.379	140.7	37:37.787	1	4:51.562	3:20.952	46.297	44.313	48.6	4:51.562
18	1:40.380	26.540	37.723	36.117	141.1	39:18.167	2	1:48.595	29.493	40.461	38.641	130.4	6:40.157
4	JAVIER ARTIME ESP						3	1:47.325	28.716	40.644	37.965	131.9	8:27.482
	TEAM HONDA LAGLISSE HONDA						4	1:46.070	28.419	39.618	38.033	133.5	10:13.552
1	3:04.951	1:35.103	48.128	41.720	76.6	3:04.951	5	1:45.430	28.308	39.547	37.575	134.3	11:58.982
2	1:57.499	30.438	45.848	41.213	120.5	5:02.450	6	1:45.887	28.156	39.675	38.056	133.7	13:44.869
3	1:57.608	30.963	44.588	42.057	120.4	7:00.058	7	1:44.597	28.088	39.245	37.264	135.4	15:29.466
4	1:53.159	30.460	42.966	39.733	125.1	8:53.217	8	7:08.610B	30.103	42.427	5:56.080	33.0	22:38.076
5	1:51.694	30.003	42.276	39.415	126.8	10:44.911	9	2:17.177	58.678	40.491	38.008	103.2	24:55.253
6	1:50.421	28.927	42.339	39.155	128.2	12:35.332	10	1:44.856	28.212	39.255	37.389	135.0	26:40.109
7	1:49.377	29.047	41.373	38.957	129.4	14:24.709	11	1:44.465	27.994	39.109	37.362	135.5	28:24.574
8	1:49.749	29.176	41.366	39.207	129.0	16:14.458	12	1:47.567	29.894	40.209	37.464	131.6	30:12.141
9	9:18.430B	29.923	41.618	8:06.889	25.4	25:32.888	13	1:44.524	27.977	38.968	37.579	135.5	31:56.665
10	2:14.615	49.748	43.546	41.321	105.2	27:47.503	14	1:44.263	27.880	39.214	37.169	135.8	33:40.928
11	1:54.719	29.850	42.423	42.446	123.4	29:42.222	15	1:43.881	27.746	38.814	37.321	136.3	35:24.809
12	1:48.776	28.938	41.168	38.670	130.2	31:30.998	16	1:43.868	27.839	38.763	37.266	136.3	37:08.677
13	1:48.135	28.571	40.839	38.725	130.9	33:19.133	17	1:43.897	27.772	38.887	37.238	136.3	38:52.574
14	1:50.231	30.189	40.863	39.179	128.4	35:09.364	18	1:44.130	27.842	39.005	37.283	136.0	40:36.704
15	1:47.637	28.355	40.949	38.333	131.5	36:57.001	16	OSCAR SAN EMETERIO ESP					
16	1:47.503	28.233	40.584	38.686	131.7	38:44.504		MDR SPAIN CIRCUITS YAMAHA					
17	1:55.945	28.438	43.115	44.392	122.1	40:40.449	1	2:56.986	1:33.895	42.545	40.546	80.0	2:56.986
5	THOMAS STRUDWICK GBR						2	1:46.972	27.997	40.656	38.319	132.4	4:43.958
	MONEX TEAM EDGE RST BMW MOTORRAD						3	1:49.801	31.764	39.990	38.047	128.9	6:33.759
1	2:35.057	1:12.927	43.131	38.999	91.3	2:35.057	4	1:46.551	29.356	39.262	37.933	132.9	8:20.310
2	1:48.030	29.302	40.605	38.123	131.1	4:23.087	5	1:45.837	27.607	40.278	37.952	133.8	10:06.147
3	1:46.055	28.329	40.181	37.545	133.5	6:09.142	6	1:44.495	27.550	39.313	37.632	135.5	11:50.642
4	1:43.937	27.742	39.116	37.079	136.2	7:53.079	7	1:44.261	27.442	39.049	37.770	135.8	13:34.903
5	1:43.801	27.496	38.923	37.382	136.4	9:36.880	8	1:44.865	27.860	39.140	37.865	135.0	15:19.768
6	1:43.484	27.335	38.992	37.157	136.8	11:20.364	9	6:46.389B	27.830	39.588	5:38.971	34.8	22:06.157
7	8:57.571B	27.707	46.507	7:43.357	26.3	20:17.935	10	1:58.196	38.911	40.559	38.726	119.8	24:04.353
8	1:58.301	39.144	40.177	38.980	119.7	22:16.236	11	1:43.742	27.526	38.907	37.309	136.5	25:48.095
9	1:49.312	28.371	42.998	37.943	129.5	24:05.548	12	1:43.345	27.355	38.379	37.611	137.0	27:31.440
10	1:44.277	27.984	38.981	37.312	135.8	25:49.825	13	1:43.358	27.450	38.566	37.342	137.0	29:14.798
11	1:43.680	27.567	38.890	37.223	136.6	27:33.505	14	1:43.410	27.299	38.693	37.418	136.9	30:58.208
12	1:43.836	27.189	39.258	37.389	136.4	29:17.341							
13	1:47.236	28.483	41.340	37.413	132.0	31:04.577							



SBK
ESBK
LIBRES 1

Análisis de sectores lentos

■ Mejor Personal ■ Mejor de la sesión ■ Cruzando por el pit lane

Vlt.	Tiempo	Sector 1	Sector 2	Sector 3	Km/h	T. Sesión	Vlt.	Tiempo	Sector 1	Sector 2	Sector 3	Km/h	T. Sesión
25	ROBERTO BLAZQUEZ ESP						5	11:34.878 B	27.245	39.962	...	20.4	31:17.944
	CASTROMAROTO RACING BMW MOTORRAD						6	2:08.312	52.352	38.675	37.285	110.3	33:26.256
1	3:01.747	1:38.556	43.660	39.531	77.9	3:01.747	7	1:41.719	27.535	37.721	36.463	139.2	35:07.975
2	1:47.780	28.646	40.704	38.430	131.4	4:49.527	8	1:40.323	26.215	37.782	36.326	141.1	36:48.298
3	1:45.544	28.090	39.689	37.765	134.2	6:35.071	9	1:40.677	26.195	38.042	36.440	140.6	38:28.975
4	1:44.726	27.543	39.134	38.049	135.2	8:19.797	10	1:40.394	26.365	37.798	36.231	141.0	40:09.369
5	1:45.292	27.980	39.820	37.492	134.5	10:05.089							
6	1:43.638	27.501	39.100	37.037	136.6	11:48.727							
7	1:43.334	27.134	38.717	37.483	137.0	13:32.061							
8	1:55.003	35.339	40.904	38.760	123.1	15:27.064							
9	1:44.125	27.549	39.379	37.197	136.0	17:11.189							
10	1:43.311	27.328	38.885	37.098	137.1	18:54.500							
26	DANIEL SAEZ ESP						51	ERIC GRANADO BRA					
	ALMA RACING TEAM KAWASAKI							TEAM HONDA LAGLISSE HONDA					
1	2:50.492	1:24.625	44.937	40.930	83.0	2:50.492	1	4:20.251	2:50.978	48.414	40.859	54.4	4:20.251
2	1:48.338	29.647	40.344	38.347	130.7	4:38.830	2	1:45.437	28.914	39.508	37.015	134.3	6:05.688
3	1:42.769	27.467	38.673	36.629	137.8	6:21.599	3	1:41.448	27.248	37.910	36.290	139.6	7:47.136
4	1:42.056	26.942	38.692	36.422	138.7	8:03.655	4	1:40.385	26.721	37.564	36.100	141.0	9:27.521
5	1:43.110	27.525	38.688	36.897	137.3	9:46.765	5	1:40.421	26.754	37.635	36.032	141.0	11:07.942
6	1:42.545	27.720	38.291	36.534	138.1	11:29.310	6	1:40.993	26.762	37.602	36.629	140.2	12:48.935
7	9:47.701 B	28.851	39.953	8:38.897	24.1	21:17.011	7	1:40.274	26.717	37.486	36.071	141.2	14:29.209
8	1:48.937	33.089	38.850	36.998	130.0	23:05.948	8	10:23.411 B	30.057	42.348	9:11.006	22.7	24:52.620
9	1:41.680	26.798	38.398	36.484	139.2	24:47.628	9	2:02.235	46.819	38.888	36.528	115.8	26:54.855
10	1:41.620	26.681	38.478	36.461	139.3	26:29.248	10	1:40.030	26.756	37.282	35.992	141.5	28:34.885
11	1:41.926	26.709	38.281	36.936	138.9	28:11.174	11	1:40.006	26.651	37.337	36.018	141.6	30:14.891
12	1:41.104	26.710	38.060	36.334	140.0	29:52.278	12	1:40.152	26.636	37.387	36.129	141.4	31:55.043
13	1:45.119	28.964	39.427	36.728	134.7	31:37.397	13	1:39.531	26.526	37.286	35.719	142.3	33:34.574
14	1:41.782	26.646	38.147	36.989	139.1	33:19.179	14	1:40.172	26.395	37.308	36.469	141.3	35:14.746
							15	1:41.009	26.376	37.661	36.972	140.2	36:55.755
							16	1:39.664	26.483	37.274	35.907	142.1	38:35.419
							17	1:39.796	26.492	37.445	35.859	141.9	40:15.215
29	JUAN JOSE NUÑEZ ESP						55	ALEJANDRO MEDINA ESP					
	KAWASAKI PALMETO PL RACING KAWASAKI							TEAM SPEED RACING KAWASAKI					
1	4:19.138	2:46.755	49.936	42.447	54.6	4:19.138	1	3:25.156	1:58.935	44.836	41.385	69.0	3:25.156
2	1:54.210	30.555	43.728	39.927	124.0	6:13.348	2	9:01.638 B	27.514	41.681	7:52.443	26.1	12:26.794
3	1:49.998	29.333	41.931	38.734	128.7	8:03.346	3	1:49.760	33.692	39.251	36.817	129.0	14:16.554
4	1:47.649	28.444	40.902	38.303	131.5	9:50.995	4	1:41.246	26.779	38.115	36.352	139.8	15:57.800
5	1:47.659	28.396	41.007	38.256	131.5	11:38.654	5	1:40.566	26.697	37.794	36.075	140.8	17:38.366
6	1:47.043	28.352	40.524	38.167	132.3	13:25.697	6	1:39.985	26.505	37.266	36.214	141.6	19:18.351
7	1:47.528	28.258	40.931	38.339	131.7	15:13.225	7	1:39.883	26.405	37.396	36.082	141.8	20:58.234
8	8:47.974 B	29.608	41.338	7:37.028	26.8	24:01.199	8	1:40.269	26.421	37.626	36.222	141.2	22:38.503
9	1:55.926	36.939	40.710	38.277	122.1	25:57.125	9	1:40.534	26.613	37.706	36.215	140.8	24:19.037
10	1:53.821	33.634	41.870	38.317	124.4	27:50.946	10	5:29.137 B	27.212	39.022	4:22.903	43.0	29:48.174
11	1:49.233	29.899	40.984	38.350	129.6	29:40.179	11	1:48.446	33.312	38.433	36.701	130.6	31:36.620
12	1:45.993	28.194	40.067	37.732	133.6	31:26.172	12	1:40.588	26.658	37.663	36.267	140.8	33:17.208
13	1:45.786	28.374	39.803	37.609	133.8	33:11.958	13	1:41.847	26.309	39.236	36.302	139.0	34:59.055
14	1:45.136	27.915	39.608	37.613	134.7	34:57.094	14	1:40.015	26.431	37.538	36.046	141.6	36:39.070
15	1:47.711	29.898	39.955	37.858	131.5	36:44.805	15	1:40.198	26.309	37.665	36.224	141.3	38:19.268
16	1:45.874	27.978	39.818	38.078	133.7	38:30.679							
17	1:50.423	28.158	43.485	38.780	128.2	40:21.102							
31	CARMELO MORALES ESP						57	CHRISTIAN PALOMARES ESP					
	CARDOSO RACING YAMAHA							TEAM SPEED RACING KAWASAKI					
1	14:39.700	...	40.993	37.816	16.1	14:39.700	1	3:31.465	2:08.376	44.011	39.078	67.0	3:31.465
2	1:42.034	26.955	38.387	36.692	138.8	16:21.734	2	1:43.781	27.126	39.345	37.310	136.4	5:15.246
3	1:41.235	26.540	38.017	36.678	139.9	18:02.969	3	2:00.952	41.758	41.637	37.557	117.1	7:16.198
4	1:40.097	26.384	37.497	36.216	141.5	19:43.066	4	1:44.138	27.715	38.658	37.765	136.0	9:00.336
							5	1:43.106	27.015	38.870	37.221	137.3	10:43.442
							6	1:41.235	26.723	37.969	36.543	139.9	12:24.677
							7	9:40.742 B	26.771	39.484	8:34.487	24.4	22:05.419
							8	1:58.662	39.341	40.419	38.902	119.3	24:04.081
							9	1:49.979	30.233	40.188	39.558	128.7	25:54.060
							10	1:40.542	26.468	37.725	36.349	140.8	27:34.602




**SBK
ESBK
LIBRES 1**

Análisis de sectores lentos

■ Mejor Personal ■ Mejor de la sesión ■ Cruzando por el pit lane

Vlt.	Tiempo	Sector 1	Sector 2	Sector 3	Km/h	T. Sesión	Vlt.	Tiempo	Sector 1	Sector 2	Sector 3	Km/h	T. Sesión
61 ALESSANDRO ZACCONE ITA ETG RACING YAMAHA													
1	7:19.819	5:58.735	42.544	38.540	32.2	7:19.819							
2	1:44.954	27.693	39.839	37.422	134.9	9:04.773							
3	1:42.630	27.130	38.589	36.911	138.0	10:47.403							
4	1:42.415	26.992	38.440	36.983	138.2	12:29.818							
5	1:41.301	26.804	37.850	36.647	139.8	14:11.119							
6	12:34.122B	28.493	40.252	...	18.8	26:45.241							
7	1:55.740	37.512	39.580	38.648	122.3	28:40.981							
8	1:40.754	26.685	37.756	36.313	140.5	30:21.735							
9	1:41.502	26.762	37.939	36.801	139.5	32:03.237							
10	1:40.891	26.654	37.823	36.414	140.3	33:44.128							
11	1:56.878	29.583	49.953	37.342	121.1	35:41.006							
12	1:41.214	26.797	37.763	36.654	139.9	37:22.220							
13	1:56.569	32.904	44.257	39.408	121.5	39:18.789							
14	1:50.426	27.492	39.946	42.988	128.2	41:09.215							
62 NICHOLAS P. EDGELEY GBR MONEX TEAM EDGE RST BMW MOTORRAD													
1	2:57.521	1:29.965	46.005	41.551	79.8	2:57.521							
2	1:48.857	29.025	41.192	38.640	130.1	4:46.378							
3	1:46.469	28.280	40.055	38.134	133.0	6:32.847							
4	1:46.248	27.961	40.231	38.056	133.3	8:19.095							
5	1:48.260	28.487	40.797	38.976	130.8	10:07.355							
6	1:45.983	28.085	40.017	37.881	133.6	11:53.338							
7	8:56.673B	32.463	50.264	7:33.946	26.4	20:50.011							
8	2:01.108	41.657	41.110	38.341	116.9	22:51.119							
9	1:45.395	27.952	39.533	37.910	134.3	24:36.514							
10	1:46.362	27.876	39.570	38.916	133.1	26:22.876							
11	1:49.571	28.759	42.164	38.648	129.2	28:12.447							
12	1:46.755	28.090	40.147	38.518	132.6	29:59.202							
13	1:45.163	27.905	39.415	37.843	134.6	31:44.365							
66 PHILIPPE LE GALLO FRA TEAM HONDA LAGLISSE HONDA													
1	3:48.514	2:20.832	46.131	41.551	62.0	3:48.514							
2	1:56.238	31.149	44.573	40.516	121.8	5:44.752							
3	1:55.498	31.204	43.452	40.842	122.6	7:40.250							
4	1:59.414	36.656	42.726	40.032	118.6	9:39.664							
5	9:13.527B	37.781	43.772	7:51.974	25.6	18:53.191							
6	2:07.038	42.554	43.711	40.773	111.5	21:00.229							
7	1:52.492	30.391	42.918	39.183	125.9	22:52.721							
8	1:50.144	29.804	41.115	39.225	128.5	24:42.865							
9	1:51.019	29.919	41.664	39.436	127.5	26:33.884							
10	1:50.245	29.735	41.110	39.400	128.4	28:24.129							
11	1:50.767	30.166	41.448	39.153	127.8	30:14.896							
12	1:51.301	29.763	41.028	40.510	127.2	32:06.197							
13	1:54.710	29.824	41.391	43.495	123.4	34:00.907							
14	1:49.998	29.703	40.913	39.382	128.7	35:50.905							
15	1:50.449	29.748	41.138	39.563	128.2	37:41.354							
							73 FLORENT VERCHERE FRA LCR ENDURANCE YAMAHA						
1	5:14.084	3:49.040	44.990	40.054	45.1	5:14.084							
2	1:52.407	31.244	41.824	39.339	126.0	7:06.491							
3	1:51.494	30.357	41.642	39.495	127.0	8:57.985							
4	1:51.158	30.083	41.672	39.403	127.4	10:49.143							
5	1:50.163	30.017	41.220	38.926	128.5	12:39.306							
6	1:49.441	29.866	40.669	38.906	129.4	14:28.747							
7	1:49.748	29.495	40.820	39.433	129.0	16:18.495							
8	1:49.765	29.479	40.897	39.389	129.0	18:08.260							
9	12:32.829B	29.756	41.072	...	18.8	30:41.089							
10	1:57.656	37.111	41.392	39.153	120.3	32:38.745							
11	1:49.742	29.698	41.030	39.014	129.0	34:28.487							
12	1:48.608	29.398	40.285	38.925	130.4	36:17.095							
13	1:48.116	29.007	40.083	39.026	131.0	38:05.211							
14	1:48.769	29.114	40.619	39.036	130.2	39:53.980							
15	1:49.800	29.577	40.781	39.442	129.0	41:43.780							
							75 IVO LOPES POR BMW EASYRACE TEAM BMW MOTORRAD						
1	2:55.201	1:36.030	41.190	37.981	80.8	2:55.201							
2	1:43.914	27.412	39.018	37.484	136.3	4:39.115							
3	1:43.220	27.348	39.289	36.583	137.2	6:22.335							
4	1:40.591	26.669	37.668	36.254	140.8	8:02.926							
5	1:40.296	26.655	37.667	35.974	141.2	9:43.222							
6	1:39.988	26.599	37.433	35.956	141.6	11:23.210							
7	9:52.713B	28.078	41.877	8:42.758	23.9	21:15.923							
8	1:47.922	33.015	38.530	36.377	131.2	23:03.845							
9	1:39.688	26.341	37.511	35.836	142.0	24:43.533							
10	1:39.500	26.377	37.207	35.916	142.3	26:23.033							
11	1:44.472	30.376	38.154	35.942	135.5	28:07.505							
12	1:39.421	26.314	37.058	36.049	142.4	29:46.926							
13	9:25.213B	27.794	40.771	8:16.648	25.1	39:12.139							
14	1:56.360	39.149	39.644	37.567	121.7	41:08.499							
							81 JORDI TORRES ESP TEAM HONDA LAGLISSE HONDA						
1	2:50.863	1:24.464	44.605	41.794	82.9	2:50.863							
2	1:47.708	28.878	40.321	38.509	131.5	4:38.571							
3	1:42.168	27.239	38.381	36.548	138.6	6:20.739							
4	1:44.411	29.676	38.257	36.478	135.6	8:05.150							
5	1:41.754	26.835	38.595	36.324	139.1	9:46.904							
6	1:41.188	27.168	37.863	36.157	139.9	11:28.092							
7	1:40.279	26.701	37.511	36.067	141.2	13:08.371							
8	1:40.588	26.600	37.504	36.484	140.8	14:48.959							
9	1:39.823	26.514	37.262	36.047	141.8	16:28.782							
10	6:14.530B	26.514	37.574	5:10.442	37.8	22:43.312							
11	1:58.033	41.085	39.520	37.428	120.0	24:41.345							
12	1:45.235	26.861	40.545	37.829	134.5	26:26.580							
13	1:40.268	26.487	37.787	35.994	141.2	28:06.848							
14	1:39.331	26.414	36.975	35.942	142.5	29:46.179							
							84 ALEJANDRO ZUZAYA ESP MDR SPAINCIRCUITS YAMAHA						
1	5:50.783	4:29.573	42.009	39.201	40.4	5:50.783							



SBK
ESBK
LIBRES 1

Análisis de sectores lentos

■ Mejor Personal ■ Mejor de la sesión ■ Cruzando por el pit lane

Vlt.	Tiempo	Sector 1	Sector 2	Sector 3	Km/h	T. Sesión	Vlt.	Tiempo	Sector 1	Sector 2	Sector 3	Km/h	T. Sesión
2	1:52.156	33.282	40.469	38.405	126.2	7:42.939	7	10:10.955 B	30.028	46.305	8:54.622	23.2	28:16.082
3	1:51.021	32.880	40.053	38.088	127.5	9:33.960	8	2:03.583	41.608	41.824	40.151	114.6	30:19.665
4	1:45.750	27.922	39.724	38.104	133.9	11:19.710	9	1:50.864	29.563	41.436	39.865	127.7	32:10.529
5	1:45.265	27.823	39.687	37.755	134.5	13:04.975	10	1:49.797	29.448	41.157	39.192	129.0	34:00.326
6	1:44.805	27.732	39.486	37.587	135.1	14:49.780	11	1:49.985	29.707	40.715	39.563	128.7	35:50.311
7	1:44.016	27.318	39.243	37.455	136.1	16:33.796	12	1:50.728	29.659	41.153	39.916	127.9	37:41.039
8	13:07.009 B	28.468	42.576	...	18.0	29:40.805	13	1:50.356	29.450	41.378	39.528	128.3	39:31.395
9	2:02.457	42.439	41.310	38.708	115.6	31:43.262	14	1:55.611	34.182	41.918	39.511	122.5	41:27.006
10	1:46.639	27.776	40.934	37.929	132.8	33:29.901							
11	1:46.013	28.017	40.117	37.879	133.6	35:15.914							
12	1:44.442	27.334	39.222	37.886	135.6	37:00.356							
13	1:44.715	27.408	39.381	37.926	135.2	38:45.071							
14	1:47.650	28.680	41.064	37.906	131.5	40:32.721							

92 **JULIO DOMINGUEZ** ESP
JEG RACING

1	2:44.015	1:15.379	46.983	41.653	86.3	2:44.015
2	2:21.624 B	31.313	44.342	1:05.969	100.0	5:05.639
3	2:09.448	45.573	43.937	39.938	109.4	7:15.087
4	1:51.810	30.138	41.714	39.958	126.6	9:06.897
5	11:32.276 B	29.636	53.194	...	20.5	20:39.173
6	2:01.740	37.255	44.409	40.076	116.3	22:40.913
7	1:51.266	29.338	42.289	39.639	127.3	24:32.179
8	1:50.703	28.995	42.003	39.705	127.9	26:22.882
9	1:51.526	29.552	41.847	40.127	127.0	28:14.408
10	6:10.245 B	28.745	43.143	4:58.357	38.2	34:24.653
11	1:58.996	37.125	42.230	39.641	119.0	36:23.649
12	1:50.073	29.191	41.587	39.295	128.6	38:13.722

94 **NAOMICHI URAMOTO** JPN
JEG RACING

1	2:28.559	54.538	55.401	38.620	95.3	2:28.559
2	1:43.900	27.522	39.320	37.058	136.3	4:12.459
3	1:42.509	27.165	38.440	36.904	138.1	5:54.968
4	1:42.015	26.955	38.039	37.021	138.8	7:36.983
5	1:41.108	26.750	37.823	36.535	140.0	9:18.091
6	1:41.126	26.704	37.854	36.568	140.0	10:59.217
7	7:41.978 B	27.933	39.764	6:34.281	30.6	18:41.195
8	1:52.303	36.039	39.176	37.088	126.1	20:33.498
9	1:41.702	27.086	37.942	36.674	139.2	22:15.200
10	5:41.462 B	28.037	42.228	4:31.197	41.5	27:56.662
11	1:52.415	38.052	38.000	36.363	126.0	29:49.077
12	1:40.585	26.459	37.762	36.364	140.8	31:29.662
13	1:40.134	26.383	37.364	36.387	141.4	33:09.796
14	1:39.906	26.398	37.208	36.300	141.7	34:49.702
15	1:39.910	26.342	37.384	36.184	141.7	36:29.612
16	1:50.356	31.195	42.720	36.441	128.3	38:19.968
17	1:41.247	26.441	38.324	36.482	139.8	40:01.215

96 **ENRIQUE FELIPE** ESP
YAMAHA GV STRATOS YAMAHA

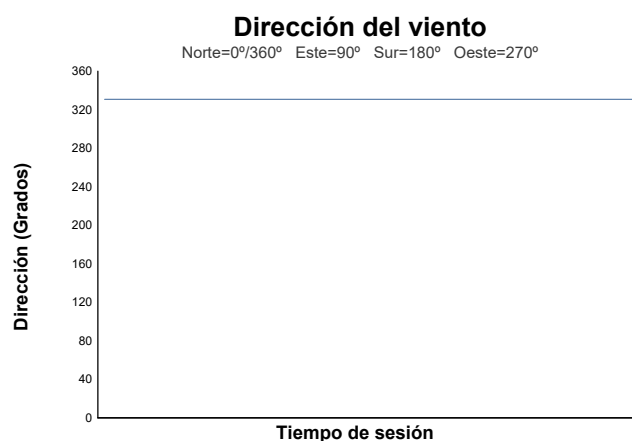
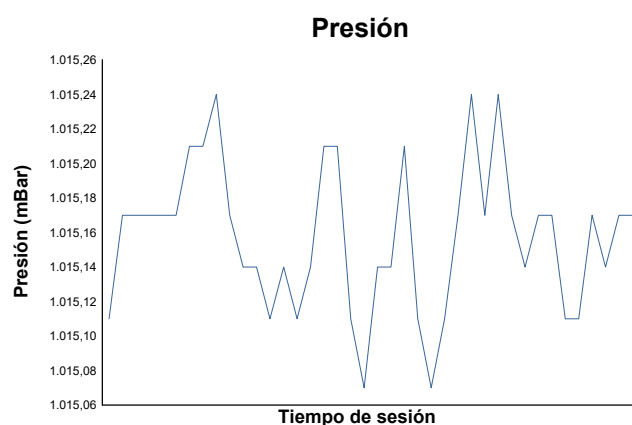
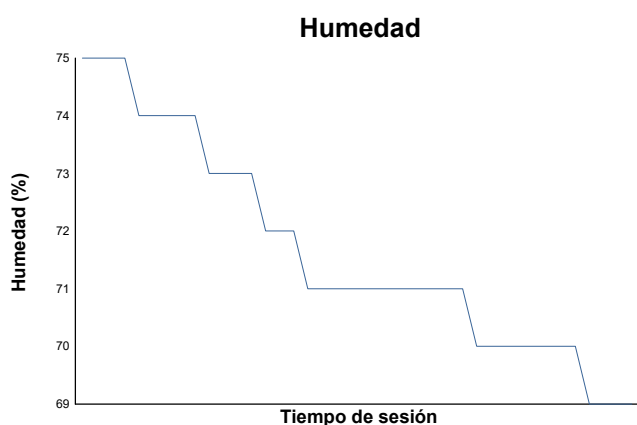
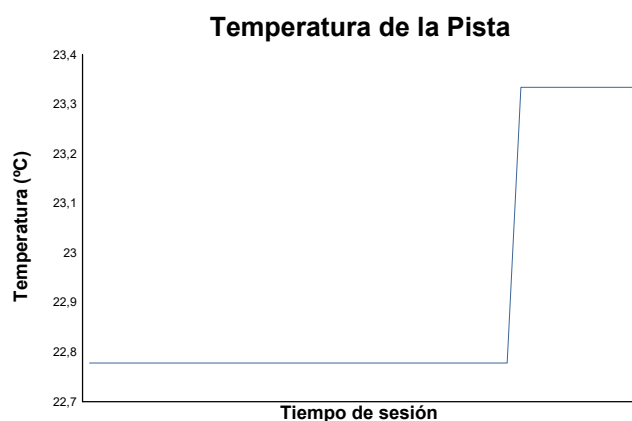
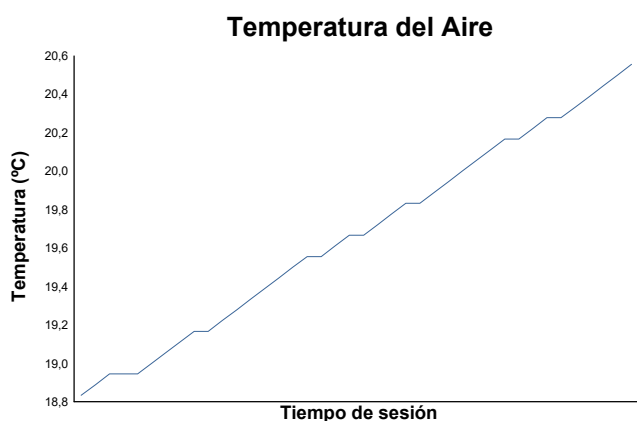
1	8:44.688	7:18.698	44.686	41.304	27.0	8:44.688
2	1:52.704	30.641	42.121	39.942	125.6	10:37.392
3	1:54.122	30.166	42.078	41.878	124.1	12:31.514
4	1:50.911	29.908	41.198	39.805	127.7	14:22.425
5	1:51.631	30.691	41.328	39.612	126.8	16:14.056
6	1:51.071	29.956	41.401	39.714	127.5	18:05.127

99 **OSCAR GUTIERREZ** ESP
SP57 RACING TEAM YAMAHA

1	9:32.334	8:14.775	39.757	37.802	24.7	9:32.334
2	1:41.972	27.061	38.279	36.632	138.8	11:14.306
3	1:40.444	26.485	37.705	36.254	141.0	12:54.750
4	1:40.322	26.389	37.581	36.352	141.1	14:35.072
5	1:39.823	26.215	37.563	36.045	141.8	16:14.895
6	10:33.714 B	28.294	38.371	9:27.049	22.3	26:48.609
7	1:51.715	35.660	39.589	36.466	126.7	28:40.324
8	1:39.364	26.318	37.278	35.768	142.5	30:19.688
9	1:39.424	26.203	37.417	35.804	142.4	31:59.112
10	1:39.644	26.107	37.269	36.268	142.1	33:38.756
11	1:39.587	26.232	37.371	35.984	142.2	35:18.343
12	1:39.414	26.205	37.342	35.867	142.4	36:57.757



ESBK
SBK
LIBRES 1
Informe meteorológico



Estado de pista: **SECO**