



PreMoto3/Promo3

ESBK LIBRES 2

Clasificación

Nº	Piloto	Nac	Equipo	Moto	Neum	Cl.	Tiempo	Vlt.	Total	Dif.	Km/h
1	8 MARCO GARCIA	ESP	IGAXTEAM	BEON	DUNLOP	PreMoto3	1:51.155	3	16	-	- 127.4
2	14 EDUARDO GUTIERREZ	ESP	QRG MOTOR RACING	BEON	DUNLOP	PreMoto3	1:51.409	5	17	+0.254	+0.254 127.1
3	34 EITAN G. GRAS	URU	AUSTIN RACING VHC LIQUI MOLY	BEON	DUNLOP	PreMoto3	1:51.473	6	18	+0.318	+0.064 127.0
4	58 JOSE L. ARMARIO	ESP	GM FUEL-VRC TEAM	MIR RACING	DUNLOP	PreMoto3	1:52.170	13	17	+1.015	+0.697 126.2
5	16 ALVARO FUERTES	ESP	FUERTES TEAM	BEON	DUNLOP	PreMoto3	1:52.272	3	14	+1.117	+0.102 126.1
6	94 MARC AGUILAR	ESP	QRG MOTOR RACING	BEON	DUNLOP	PreMoto3	1:52.427	19	19	+1.272	+0.155 125.9
7	18 PABLO OLIVARES	ESP	GM FUEL-VRC TEAM	MIR RACING	DUNLOP	PreMoto3	1:52.779	3	6	+1.624	+0.352 125.5
8	73 NUNO G. RIBEIRO	POR	LOUSAESTRADAS	BEON	DUNLOP	PreMoto3	1:52.979	6	6	+1.824	+0.200 125.3
9	57 RUBEN ROMERO	ESP	ILUSION TEAM	BEON	DUNLOP	PreMoto3	1:53.761	4	15	+2.606	+0.782 124.5
10	7 XAVI VIDAL	ESP	CUNA DE CAMPEONES		DUNLOP	Promo3	1:54.091	4	13	+2.936	+0.330 124.1
11	22 BEN R. AUSTIN	GBR	AUSTIN RACING VHC LIQUI MOLY	BEON	DUNLOP	PreMoto3	1:54.772	3	16	+3.617	+0.681 123.4
12	54 JESUS RIOS	ESP	MRE TALENT	CORSE	DUNLOP	Promo3	1:54.864	12	16	+3.709	+0.092 123.3
13	35 ADRIAN COVARRUBIAS	ESP	PM MOTORSPORT		DUNLOP	Promo3	1:55.708	11	14	+4.553	+0.844 122.4
14	44 MARK PEREZ	ESP			DUNLOP	Promo3	1:55.733	2	14	+4.578	+0.025 122.3
15	24 JAYANT CHOTE	NED	CUNA DE CAMPEONES	MIR RACING	DUNLOP	Promo3	1:55.782	3	8	+4.627	+0.049 122.3
16	49 XAVIER MARTINEZ	ESP	CUNA DE CAMPEONES	MIR RACING	DUNLOP	Promo3	1:55.910	6	17	+4.755	+0.128 122.2
17	15 MARTIM M. RAMOS	POR	CUNA DE CAMPEONES	MIR RACING	DUNLOP	Promo3	1:56.374	12	16	+5.219	+0.464 121.7
18	98 MIKA SIEBDRATH	GER	CUNA DE CAMPEONES	MIR RACING	DUNLOP	Promo3	1:56.722	5	16	+5.567	+0.348 121.3
19	9 ELLIOT KASSIGIAN	FRA	CUNA DE CAMPEONES	MIR RACING	DUNLOP	Promo3	1:56.980	14	15	+5.825	+0.258 121.0
20	25 KYLE PAYNE	GBR	CUNA DE CAMPEONES	MIR RACING	DUNLOP	Promo3	1:57.936	7	11	+6.781	+0.956 120.1
21	37 MONTAGUE J. AMER	GBR	AUSTIN RACING VHC LIQUI MOLY	BEON	DUNLOP	Promo3	1:58.371	2	14	+7.216	+0.435 119.6
No salidos											
11	DAVID GONZALEZ	ESP	CUNA DE CAMPEONES	MIR RACING	DUNLOP	Promo3					
41	YVONNE CERPA	ESP	IGAXTEAM	BEON	DUNLOP	PreMoto3					

Vuelta rápida: Vlt. 3 MARCO GARCIA 1:51.155 127.4 Km/h

Hora de publicación:

Estado de pista: **SECO**

Director de Carrera:	Jefe de Cronometraje:
----------------------	-----------------------



PreMoto3/Promo3

ESBK LIBRES 2


Clasificación por Clase

Nº Piloto	Nac	Equipo	Moto	Tiempo	Vlt. Total	Dif.	Km/h
PreMoto3							
1	8	MARCO GARCIA	ESP IGAXTEAM	BEON	1:51.155	3 16	127.4
2	14	EDUARDO GUTIERREZ	ESP QRG MOTOR RACING	BEON	1:51.409	5 17	+0.254 +0.254 127.1
3	34	EITAN G. GRAS	URU AUSTIN RACING VHC LIQUI MOLY	BEON	1:51.473	6 18	+0.318 +0.064 127.0
4	58	JOSE L. ARMARIO	ESP GM FUEL-VRC TEAM	MIR RACING	1:52.170	13 17	+1.015 +0.697 126.2
5	16	ALVARO FUERTES	ESP FUERTES TEAM	BEON	1:52.272	3 14	+1.117 +0.102 126.1
6	94	MARC AGUILAR	ESP QRG MOTOR RACING	BEON	1:52.427	19 19	+1.272 +0.155 125.9
7	18	PABLO OLIVARES	ESP GM FUEL-VRC TEAM	MIR RACING	1:52.779	3 6	+1.624 +0.352 125.5
8	73	NUNO G. RIBEIRO	POR LOUSAESTRADAS	BEON	1:52.979	6 6	+1.824 +0.200 125.3
9	57	RUBEN ROMERO	ESP ILUSION TEAM	BEON	1:53.761	4 15	+2.606 +0.782 124.5
10	22	BEN R. AUSTIN	GBR AUSTIN RACING VHC LIQUI MOLY	BEON	1:54.772	3 16	+3.617 +1.011 123.4
■ No salidos							
41	YVONNE CERPA	ESP IGAXTEAM	BEON				
Promo3							
1	7	XAVI VIDAL	ESP CUNA DE CAMPEONES		1:54.091	4 13	124.1
2	54	JESUS RIOS	ESP MRE TALENT	CORSE	1:54.864	12 16	+0.773 +0.773 123.3
3	35	ADRIAN COVARRUBIAS	ESP PM MOTORSPORT		1:55.708	11 14	+1.617 +0.844 122.4
4	44	MARK PEREZ	ESP		1:55.733	2 14	+1.642 +0.025 122.3
5	24	JAYANT CHOTE	NED CUNA DE CAMPEONES	MIR RACING	1:55.782	3 8	+1.691 +0.049 122.3
6	49	XAVIER MARTINEZ	ESP CUNA DE CAMPEONES	MIR RACING	1:55.910	6 17	+1.819 +0.128 122.2
7	15	MARTIM M. RAMOS	POR CUNA DE CAMPEONES	MIR RACING	1:56.374	12 16	+2.283 +0.464 121.7
8	98	MIKA SIEBDRATH	GER CUNA DE CAMPEONES	MIR RACING	1:56.722	5 16	+2.631 +0.348 121.3
9	9	ELLIOT KASSIGIAN	FRA CUNA DE CAMPEONES	MIR RACING	1:56.980	14 15	+2.889 +0.258 121.0
10	25	KYLE PAYNE	GBR CUNA DE CAMPEONES	MIR RACING	1:57.936	7 11	+3.845 +0.956 120.1
11	37	MONTAGUE J. AMER	GBR AUSTIN RACING VHC LIQUI MOLY	BEON	1:58.371	2 14	+4.280 +0.435 119.6
■ No salidos							
11	DAVID GONZALEZ	ESP CUNA DE CAMPEONES	MIR RACING				

Hora de publicación:

Estado de pista: **SECO**

Director de Carrera:	Jefe de Cronometraje:
----------------------	-----------------------




PreMoto3/Promo3

ESBK
LIBRES 2

Mejores tiempos de sector

Sector 1			Sector 2		Sector 3		Pos	Nº Piloto	Vuelta Ideal	Mejor Vuelta
Pos	Nº Piloto	Tiempo	Nº Piloto	Tiempo	Nº Piloto	Tiempo				
1	8 M.GARCIA	30.101	8 M.GARCIA	40.521	8 M.GARCIA	40.449	1	8 M.GARCIA	1:51.071	1:51.155 (1)
2	14 E.GUTIERREZ	30.113	14 E.GUTIERREZ	40.660	14 E.GUTIERREZ	40.624	2	14 E.GUTIERREZ	1:51.397	1:51.409 (2)
3	34 E.GRAS	30.130	34 E.GRAS	40.678	34 E.GRAS	40.665	3	34 E.GRAS	1:51.473	1:51.473 (3)
4	58 J.ARMARIO	30.226	18 P.OLIVARES	40.701	94 M.AGUILAR	40.725	4	16 A.FUERTES	1:52.067	1:52.272 (5)
5	16 A.FUERTES	30.311	16 A.FUERTES	40.798	73 N.RIBEIRO	40.931	5	58 J.ARMARIO	1:52.082	1:52.170 (4)
6	73 N.RIBEIRO	30.591	94 M.AGUILAR	40.830	16 A.FUERTES	40.958	6	94 M.AGUILAR	1:52.195	1:52.427 (6)
7	94 M.AGUILAR	30.640	58 J.ARMARIO	40.832	18 P.OLIVARES	40.980	7	18 P.OLIVARES	1:52.590	1:52.779 (7)
8	57 R.ROMERO	30.748	7 X.VIDAL	41.323	58 J.ARMARIO	41.024	8	73 N.RIBEIRO	1:52.906	1:52.979 (8)
9	18 P.OLIVARES	30.909	54 J.RIOS	41.342	57 R.ROMERO	41.385	9	57 R.ROMERO	1:53.557	1:53.761 (9)
10	22 B.AUSTIN	30.982	73 N.RIBEIRO	41.384	7 X.VIDAL	41.653	10	7 X.VIDAL	1:54.057	1:54.091 (10)
11	7 X.VIDAL	31.081	57 R.ROMERO	41.424	22 B.AUSTIN	41.794	11	54 J.RIOS	1:54.584	1:54.864 (12)
12	24 J.CHOTE	31.340	35 A.COVARRUBIAS	41.482	54 J.RIOS	41.834	12	22 B.AUSTIN	1:54.590	1:54.772 (11)
13	54 J.RIOS	31.408	44 M.PEREZ	41.707	35 A.COVARRUBIAS	41.966	13	35 A.COVARRUBIAS	1:54.979	1:55.708 (13)
14	49 X.MARTINEZ	31.445	22 B.AUSTIN	41.814	44 M.PEREZ	42.057	14	44 M.PEREZ	1:55.303	1:55.733 (14)
15	98 M.SIEBDRATH	31.485	24 J.CHOTE	41.840	24 J.CHOTE	42.159	15	24 J.CHOTE	1:55.339	1:55.782 (15)
16	35 A.COVARRUBIAS	31.531	9 E.KASSIGIAN	42.040	49 X.MARTINEZ	42.284	16	49 X.MARTINEZ	1:55.772	1:55.910 (16)
17	44 M.PEREZ	31.539	49 X.MARTINEZ	42.043	15 M.RAMOS	42.537	17	15 M.RAMOS	1:56.374	1:56.374 (17)
18	15 M.RAMOS	31.784	15 M.RAMOS	42.053	9 E.KASSIGIAN	42.664	18	98 M.SIEBDRATH	1:56.545	1:56.722 (18)
19	37 M.AMER	31.941	98 M.SIEBDRATH	42.227	98 M.SIEBDRATH	42.833	19	9 E.KASSIGIAN	1:56.683	1:56.980 (19)
20	9 E.KASSIGIAN	31.979	25 K.PAYNE	42.577	25 K.PAYNE	42.873	20	25 K.PAYNE	1:57.634	1:57.936 (20)
21	25 K.PAYNE	32.184	37 M.AMER	42.840	37 M.AMER	43.170	21	37 M.AMER	1:57.951	1:58.371 (21)




PreMoto3/Promo3

ESBK

Después de LIBRES 2

Velocidad máxima del evento

Nº Piloto	Equipo	Moto	Clase	V.Max	Vit.	Sesión
73 NUNO G. RIBEIRO	LOUSAESTRADAS	BEON	PreMoto3	203.4	13	LIBRES 1
8 MARCO GARCIA	IGAXTEAM	BEON	PreMoto3	203.0	4	LIBRES 1
57 RUBEN ROMERO	ILUSION TEAM	BEON	PreMoto3	201.5	12	LIBRES 1
34 EITAN G. GRAS	AUSTIN RACING VHC LIQUI MOLY	BEON	PreMoto3	200.7	10	LIBRES 1
14 EDUARDO GUTIERREZ	QRG MOTOR RACING	BEON	PreMoto3	200.4	4	LIBRES 2
22 BEN R. AUSTIN	AUSTIN RACING VHC LIQUI MOLY	BEON	PreMoto3	200.0	10	LIBRES 1
94 MARC AGUILAR	QRG MOTOR RACING	BEON	PreMoto3	200.0	3	LIBRES 1
16 ALVARO FUERTES	FUERTES TEAM	BEON	PreMoto3	199.6	2	LIBRES 1
58 JOSE L. ARMARIO	GM FUEL-VRC TEAM	MIR RACING	PreMoto3	197.8	16	LIBRES 1
18 PABLO OLIVARES	GM FUEL-VRC TEAM	MIR RACING	PreMoto3	194.2	5	LIBRES 1
15 MARTIM M. RAMOS	CUNA DE CAMPEONES	MIR RACING	Promo3	188.2	4	LIBRES 1
24 JAYANT CHOTE	CUNA DE CAMPEONES	MIR RACING	Promo3	186.9	2	LIBRES 1
49 XAVIER MARTINEZ	CUNA DE CAMPEONES	MIR RACING	Promo3	186.5	14	LIBRES 1
37 MONTAGUE J. AMER	AUSTIN RACING VHC LIQUI MOLY	BEON	Promo3	186.2	11	LIBRES 1
7 XAVI VIDAL	CUNA DE CAMPEONES		Promo3	185.2	4	LIBRES 1
35 ADRIAN COVARRUBIAS	PM MOTORSPORT		Promo3	184.9	9	LIBRES 1
25 KYLE PAYNE	CUNA DE CAMPEONES	MIR RACING	Promo3	184.6	13	LIBRES 1
98 MIKA SIEBRATH	CUNA DE CAMPEONES	MIR RACING	Promo3	184.3	5	LIBRES 2
44 MARK PEREZ			Promo3	184.0	2	LIBRES 1
9 ELLIOT KASSIGIAN	CUNA DE CAMPEONES	MIR RACING	Promo3	183.7	2	LIBRES 1
54 JESUS RIOS	MRE TALENT	CORSE	Promo3	182.1	12	LIBRES 1
11 DAVID GONZALEZ	CUNA DE CAMPEONES	MIR RACING	Promo3	147.9	1	LIBRES 1



PreMoto3/Promo3

ESBK
LIBRES 2

Secuencia de vueltas rápidas

T. Sesión	Nº Piloto	Equipo	Moto	Clase	Tiempo	Km/h	Vlt.
4:02.497	18 PABLO OLIVARES	GM FUEL-VRC TEAM	MIR RACING	PreMoto3	1:53.909	124.3	2
4:07.183	58 JOSE L. ARMARIO	GM FUEL-VRC TEAM	MIR RACING	PreMoto3	1:52.749	125.6	2
4:14.985	34 EITAN G. GRAS	AUSTIN RACING VHC LIQUI MOLY	BEON	PreMoto3	1:51.965	126.5	2
4:21.570	8 MARCO GARCIA	IGAXTEAM	BEON	PreMoto3	1:51.379	127.1	2
6:12.725	8 MARCO GARCIA	IGAXTEAM	BEON	PreMoto3	1:51.155	127.4	3



PreMoto3/Promo3

ESBK
LIBRES 2

Análisis de sectores lentos (114%)

Mejor Personal Mejor de la sesión Cruzando por el pit lane

Vlt.	Tiempo	Sector 1	Sector 2	Sector 3	Km/h	T. Sesión	Vlt.	Tiempo	Sector 1	Sector 2	Sector 3	Km/h	T. Sesión	
7	XAVI VIDAL	ESP						2	2:00.904	<u>37.769</u>	41.563	41.572	117.1	6:07.132
	CUNA DE CAMPEONES							3	1:52.285	30.431	40.894	40.960	126.1	7:59.417
1	2:10.989	<u>45.961</u>	42.749	42.279	108.1	2:10.989	4	1:51.598	30.113	40.796	40.689	126.9	9:51.015	
2	1:54.747	31.359	41.689	41.699	123.4	4:05.736	5	1:51.409	30.125	40.660	40.624	127.1	11:42.424	
3	1:54.291	31.179	41.338	41.774	123.9	6:00.027	6	1:51.818	30.213	40.722	40.883	126.6	13:34.242	
4	1:54.091	31.081	41.357	41.653	124.1	7:54.118	7	5:30.154 B	<u>36.962</u>	42.184	<u>4:11.008</u>	42.9	19:04.396	
5	1:54.229	31.144	41.323	41.762	124.0	9:48.347	8	2:08.087	<u>42.745</u>	43.434	41.908	110.5	21:12.483	
6	1:54.339	31.198	41.417	41.724	123.8	11:42.686	9	1:53.249	30.804	41.097	41.348	125.0	23:05.732	
7	13:08.559 B	31.156	45.888	...	18.0	24:51.245	10	1:52.705	30.706	40.949	41.050	125.6	24:58.437	
8	2:10.597	<u>42.781</u>	45.396	42.420	108.4	27:01.842	11	1:52.733	30.757	41.068	40.908	125.6	26:51.170	
9	1:56.121	31.406	41.393	<u>43.322</u>	121.9	28:57.963	12	1:52.840	30.512	40.938	41.390	125.5	28:44.010	
10	2:34.225 B	33.785	42.656	<u>1:17.784</u>	91.8	31:32.188	13	2:00.818	32.032	43.751	45.035	117.2	30:44.828	
11	1:59.609	<u>36.215</u>	41.607	41.787	118.4	33:31.797	14	1:52.644	30.681	40.954	41.009	125.7	32:37.472	
12	1:55.132	31.581	41.453	42.098	123.0	35:26.929	15	1:52.790	30.735	40.918	41.137	125.5	34:30.262	
13	1:54.756	31.634	41.407	41.715	123.4	37:21.685	16	1:52.811	30.884	40.870	41.057	125.5	36:23.073	
							17	2:05.639	<u>38.598</u>	44.433	42.608	112.7	38:28.712	
8	MARCO GARCIA	ESP						15	MARTIM M. RAMOS	POR				
	IGAXTEAM	BEON							CUNA DE CAMPEONES	MIR RACING				
1	2:30.191	<u>1:06.447</u>	42.209	41.535	94.3	2:30.191	1	3:20.425 B	<u>59.532</u>	45.353	<u>1:35.540</u>	70.6	3:20.425	
2	1:51.379	30.146	40.784	40.449	127.1	4:21.570	2	2:10.403	<u>42.588</u>	43.927	43.888	108.6	5:30.828	
3	1:51.155	30.125	40.521	40.509	127.4	6:12.725	3	1:58.721	32.642	43.003	43.076	119.3	7:29.549	
4	1:51.661	30.213	40.627	40.821	126.8	8:04.386	4	1:57.913	32.131	42.453	43.329	120.1	9:27.462	
5	1:51.757	30.173	40.798	40.786	126.7	9:56.143	5	1:56.954	31.893	42.291	42.770	121.1	11:24.416	
6	1:51.776	30.195	40.610	40.971	126.7	11:47.919	6	1:57.382	31.922	42.395	43.065	120.6	13:21.798	
7	1:53.220	30.447	40.558	42.215	125.1	13:41.139	7	8:32.596 B	34.627	45.973	<u>7:11.996</u>	27.6	21:54.394	
8	11:11.647 B	<u>37.183</u>	45.237	<u>9:49.227</u>	21.1	24:52.786	8	2:11.724	<u>45.350</u>	43.194	43.180	107.5	24:06.118	
9	2:00.660	<u>38.176</u>	41.370	41.114	117.3	26:53.446	9	1:57.864	32.365	42.190	43.309	120.1	26:03.982	
10	1:52.188	30.295	40.886	41.007	126.2	28:45.634	10	2:10.646	<u>37.214</u>	46.294	47.138	108.4	28:14.628	
11	2:01.938	30.548	45.433	45.957	116.1	30:47.572	11	1:57.262	32.117	42.330	42.815	120.7	30:11.890	
12	1:52.405	30.101	40.919	41.385	126.0	32:39.977	12	1:56.374	31.784	42.053	42.537	121.7	32:08.264	
13	1:52.551	30.607	40.674	41.270	125.8	34:32.528	13	1:56.870	31.932	42.202	<u>42.736</u>	121.1	34:05.134	
14	1:56.368	31.810	42.552	42.006	121.7	36:28.896	14	2:59.408 B	32.293	42.618	<u>1:44.497</u>	78.9	37:04.542	
15	2:07.974	30.635	<u>47.228</u>	<u>50.111</u>	110.6	38:36.870	15	2:06.256	<u>39.678</u>	43.192	43.386	112.1	39:10.798	
16	2:01.977	30.311	<u>46.772</u>	44.894	116.1	40:38.847	16	1:57.791	32.309	42.466	43.016	120.2	41:08.589	
9	ELLIOT KASSIGIAN	FRA						16	ALVARO FUERTES	ESP				
	CUNA DE CAMPEONES	MIR RACING							FUERTES TEAM	BEON				
1	2:34.907	<u>1:05.946</u>	45.373	43.588	91.4	2:34.907	1	3:07.595	<u>1:44.291</u>	41.790	41.514	75.5	3:07.595	
2	1:58.959	31.979	42.746	44.234	119.0	4:33.866	2	1:52.453	30.485	40.942	41.026	125.9	5:00.048	
3	1:58.116	32.060	42.816	43.240	119.9	6:31.982	3	1:52.272	30.496	40.818	40.958	126.1	6:52.320	
4	1:58.399	32.017	42.918	43.464	119.6	8:30.381	4	1:52.345	30.474	40.834	41.037	126.0	8:44.665	
5	1:57.928	32.115	42.820	42.993	120.1	10:28.309	5	1:52.289	30.346	40.798	41.145	126.1	10:36.954	
6	1:57.597	32.062	42.512	43.023	120.4	12:25.906	6	12:20.923 B	31.959	42.871	...	19.1	22:57.877	
7	2:08.620	32.241	42.602	<u>53.777</u>	110.1	14:34.526	7	2:00.798	<u>36.762</u>	42.967	41.069	117.2	24:58.675	
8	5:04.285 B	32.949	<u>51.190</u>	<u>3:40.146</u>	46.5	19:38.811	8	1:52.845	30.638	41.093	41.114	125.5	26:51.520	
9	2:06.293	<u>40.021</u>	43.035	43.237	112.1	21:45.104	9	1:52.442	30.315	40.997	41.130	125.9	28:43.962	
10	1:58.059	32.323	42.502	43.234	119.9	23:43.163	10	2:01.563	32.428	43.019	46.116	116.5	30:45.525	
11	1:57.831	32.423	42.392	43.016	120.2	25:40.994	11	1:52.952	30.311	40.962	41.679	125.4	32:38.477	
12	1:57.859	32.438	42.205	43.216	120.1	27:38.853	12	1:54.601	30.513	40.941	43.147	123.5	34:33.078	
13	1:58.336	32.363	42.984	42.989	119.6	29:37.189	13	1:55.098	31.066	42.060	41.972	123.0	36:28.176	
14	1:56.980	32.017	42.040	42.923	121.0	31:34.169	14	2:07.433	31.907	<u>47.789</u>	<u>47.737</u>	111.1	38:35.609	
15	1:59.382	32.050	44.668	42.664	118.6	33:33.551								
14	EDUARDO GUTIERREZ	ESP						18	PABLO OLIVARES	ESP				
	QRG MOTOR RACING	BEON							GM FUEL-VRC TEAM	MIR RACING				
1	4:06.228 B	<u>2:18.492</u>	44.226	<u>1:03.510</u>	57.5	4:06.228	1	2:08.588	<u>43.784</u>	43.016	41.788	110.1	2:08.588	
							2	1:53.909	31.286	41.229	41.394	124.3	4:02.497	

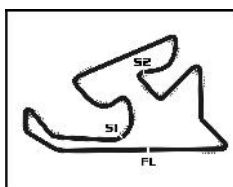


PreMoto3/Promo3
ESBK
LIBRES 2

Análisis de sectores lentos (114%)

Mejor Personal Mejor de la sesión Cruzando por el pit lane

Vlt.	Tiempo	Sector 1	Sector 2	Sector 3	Km/h	T. Sesión	Vlt.	Tiempo	Sector 1	Sector 2	Sector 3	Km/h	T. Sesión	
22 BEN R. AUSTIN GBR														
AUSTIN RACING VHC LIQUI MOLY BEON														
1	2:25.830	<u>1:00.282</u>	42.979	42.569	97.1	2:25.830	7	2:13.125	B	30.285	45.572	<u>57.268</u>	106.4	13:56.119
2	1:55.746	31.273	42.357	42.116	122.3	4:21.576	8	1:58.482		<u>35.677</u>	41.431	41.374	119.5	15:54.601
3	<u>1:54.772</u>	<u>30.992</u>	<u>41.814</u>	41.976	123.4	6:16.348	9	1:53.168		30.622	41.476	41.070	125.1	17:47.769
4	1:55.170	30.997	42.179	41.994	122.9	8:11.518	10	1:52.459		30.477	41.025	40.957	125.9	19:40.228
5	1:55.365	31.299	42.052	42.014	122.7	10:06.883	11	1:52.241		30.371	40.924	40.946	126.1	21:32.469
6	1:55.235	31.210	41.963	42.062	122.9	12:02.118	12	1:52.559		30.496	41.010	41.053	125.8	23:25.028
7	1:55.419	31.299	41.910	42.210	122.7	13:57.537	13	1:52.786		30.687	40.885	41.214	125.5	25:17.814
8	1:55.782	31.496	42.066	42.220	122.3	15:53.319	14	1:52.492		30.616	40.823	41.053	125.9	27:10.306
9	1:55.516	31.298	42.424	<u>41.794</u>	122.6	17:48.835	15	7:14.533	B	31.230	42.828	<u>6:00.475</u>	32.6	34:24.839
10	1:55.199	31.220	41.918	42.061	122.9	19:44.034	16	1:58.418		<u>35.461</u>	42.023	40.934	119.6	36:23.257
11	1:55.554	31.296	42.302	41.956	122.5	21:39.588	17	1:51.919		30.312	40.781	40.826	126.5	38:15.176
12	2:00.258	34.230	43.320	42.708	117.7	23:39.846	18	1:52.292		30.378	40.680	41.234	126.1	40:07.468
13	10:45.948	B	31.717	42.699	<u>9:31.532</u>	21.9	34:25.794							
14	2:04.643	<u>37.852</u>	43.751	43.040	113.6	36:30.437								
15	1:58.909	31.601	44.373	42.935	119.1	38:29.346								
16	1:55.874	31.340	42.095	42.439	122.2	40:25.220								
24 JAYANT CHOTE NED														
CUNA DE CAMPEONES MIR RACING														
1	2:27.948	<u>1:00.995</u>	43.580	43.373	95.7	2:27.948								
2	1:56.249	31.898	41.969	42.382	121.8	4:24.197								
3	<u>1:55.782</u>	31.377	42.048	42.357	122.3	6:19.979								
4	1:55.974	31.573	42.242	<u>42.159</u>	122.1	8:15.953								
5	1:57.808	<u>31.340</u>	43.741	42.727	120.2	10:13.761								
6	1:55.795	31.643	<u>41.840</u>	42.312	122.3	12:09.556								
7	9:43.948	B	<u>36.569</u>	42.846	<u>8:24.533</u>	24.2	21:53.504							
8	2:11.441	<u>45.749</u>	43.003	42.689	107.7	24:04.945								
35 ADRIAN COVARRUBIAS ESP														
PM MOTORSPORT														
1	2:11.466	<u>46.352</u>	42.598	42.516	107.7	2:11.466								
2	1:56.031		<u>31.531</u>	41.801	42.699	122.0	4:07.497							
3	7:16.223	B	32.830	<u>49.585</u>	<u>5:53.808</u>	32.5	11:23.720							
4	2:08.682		<u>41.563</u>	43.180	<u>43.939</u>	110.0	13:32.402							
5	2:03.373		<u>36.754</u>	43.281	43.338	114.8	15:35.775							
6	9:17.436	B	32.662	42.519	<u>8:02.255</u>	25.4	24:53.211							
7	2:08.609		<u>41.003</u>	43.570	44.036	110.1	27:01.820							
8	1:56.156		32.006	<u>41.482</u>	42.668	121.9	28:57.976							
9	2:36.145	B	34.010	42.768	<u>1:19.367</u>	90.7	31:34.121							
10	1:59.461		35.662	41.833	<u>41.966</u>	118.5	33:33.582							
11	<u>1:55.708</u>		31.842	41.551	42.315	122.4	35:29.290							
12	1:57.156		32.201	41.853	43.102	120.9	37:26.446							
13	2:03.996		<u>37.412</u>	43.695	42.889	114.2	39:30.442							
14	1:57.060		32.099	42.471	42.490	121.0	41:27.502							
37 MONTAGUE J. AMER GBR														
AUSTIN RACING VHC LIQUI MOLY BEON														
1	2:12.931	<u>46.232</u>	43.317	43.382	106.5	2:12.931								
2	<u>1:58.371</u>		32.351	<u>42.840</u>	43.180	119.6	4:11.302							
3	2:14.350		<u>43.755</u>	44.425	46.170	105.4	6:25.652							
4	1:58.458		<u>31.941</u>	43.130	43.387	119.5	8:24.110							
5	1:58.923		32.075	43.268	43.580	119.1	10:23.033							
6	11:05.804	B	<u>45.439</u>	<u>53.019</u>	<u>9:27.346</u>	21.3	21:28.837							
7	2:20.014		<u>44.472</u>	48.222	47.320	101.1	23:48.851							
8	2:00.404		32.764	43.810	43.830	117.6	25:49.255							
9	2:00.207		32.771	43.512	43.924	117.8	27:49.462							
10	2:23.500		<u>43.051</u>	<u>53.305</u>	47.144	98.7	30:12.962							
11	1:59.003		32.418	42.863	43.722	119.0	32:11.965							
12	1:59.456		33.227	43.059	<u>43.170</u>	118.5	34:11.421							
13	1:59.471		33.045	42.989	43.437	118.5	36:10.892							
14	1:58.821		32.444	42.907	43.470	119.2	38:09.713							
44 MARK PEREZ ESP														
AUSTIN RACING VHC LIQUI MOLY BEON														
1	2:32.283	<u>1:07.107</u>	42.707	42.469	93.0	2:32.283								
2	<u>1:55.733</u>		31.597	41.784	42.352	122.3	4:28.016							
3	2:01.201		32.762	45.390	43.049	116.8	6:29.217							
4	1:56.305		31.866	42.057	42.382	121.7	8:25.522							
5	1:57.577		<u>31.539</u>	42.696	43.342	120.4	10:23.099							
6	1:56.111		31.921	42.133	<u>42.057</u>	121.9	12:19.210							
7	1:55.853		31.765	41.918	42.170	122.2	14:15.063							
8	1:55.799		32.019	<u>41.707</u>	42.073	122.3	16:10.862							




PreMoto3/Promo3

ESBK

LIBRES 2

Análisis de sectores lentos (114%)

Mejor Personal							Mejor de la sesión							B Cruzando por el pit lane							
Vlt.	Tiempo	Sector 1	Sector 2	Sector 3	Km/h	T. Sesión	Vlt.	Tiempo	Sector 1	Sector 2	Sector 3	Km/h	T. Sesión	Vlt.	Tiempo	Sector 1	Sector 2	Sector 3	Km/h	T. Sesión	
9	14:45.173	B	31.906	1:24.404	...	16.0	30:56.035	10	1:54.159	31.112	41.566	41.481	124.0	27:51.260	11	2:00.269	31.769	44.866	43.634	117.7	29:51.529
10	2:27.421	50.651	49.602	47.168	96.0	33:23.456	12	1:57.206	31.446	43.680	42.080	120.8	31:48.735	13	4:18.943	B	32.507	45.855	3:00.581	54.7	36:07.678
11	2:03.682	36.608	43.721	43.353	114.5	35:27.138	14	2:03.936	37.857	43.378	42.701	114.2	38:11.614	15	1:56.013	31.675	42.431	41.907	122.0	40:07.627	
12	1:56.533	32.055	41.948	42.530	121.5	37:23.671															
13	1:58.000	32.428	42.675	42.897	120.0	39:21.671															
14	1:57.679	32.253	42.530	42.896	120.3	41:19.350															
49	XAVIER MARTINEZ ESP						58	JOSE L. ARMARIO ESP													
	CUNA DE CAMPEONES MIR RACING							GM FUEL-VRC TEAM MIR RACING													
1	2:30.985	1:04.049	43.650	43.286	93.8	2:30.985	1	2:14.434	49.452	42.358	42.624	105.3	2:14.434								
2	1:57.069	31.445	42.629	42.995	120.9	4:28.054	2	1:52.749	30.577	41.130	41.042	125.6	4:07.183								
54	JESUS RIOS ESP						73	NUNO G. RIBEIRO POR													
	MRE TALENT CORSE							LOUSAESTRADAS BEON													
1	2:27.853	1:02.096	42.924	42.833	95.8	2:27.853	1	4:04.891	2:41.378	42.217	41.296	57.8	4:04.891								
2	1:55.663	31.716	41.752	42.195	122.4	4:23.516	2	2:10.815	B	30.591	41.384	58.840	108.2	6:15.706							
94	MARC AGUILAR ESP																				
	QRG MOTOR RACING BEON																				
1	3:45.262	2:18.746	44.126	42.390	62.9	3:45.262	3	21:10.290	B	38.109	1:36.004	...	11.1	27:25.996							
57	RUBEN ROMERO ESP																				
	ILUSION TEAM BEON																				
1	2:14.534	48.038	43.522	42.974	105.2	2:14.534	4	2:09.681	44.182	43.713	41.786	109.2	29:35.677								
2	1:55.771	31.379	42.611	41.781	122.3	4:10.305	5	1:53.976	30.948	41.628	41.400	124.2	31:29.653								
3	1:56.813	31.793	42.934	42.086	121.2	6:07.118	6	1:52.979	30.621	41.427	40.931	125.3	33:22.632								
4	1:53.761	30.748	41.628	41.385	124.5	8:00.879	7	1:52.219	32.030	41.600	42.589	121.8	14:31.783								
5	1:55.773	30.792	42.912	42.069	122.3	9:56.652	8	10:10.092	B	36.886	42.917	8:50.289	23.2	24:41.875							
6	1:55.135	30.884	42.396	41.855	123.0	11:51.787	9	2:12.428	44.670	45.276	42.482	106.9	26:54.303								
7	10:09.053	B	31.246	43.191	8:54.616	23.2	22:00.840	10	1:56.001	31.788	41.789	42.424	122.1	28:50.304							
8	2:02.406	38.018	42.836	41.552	115.7	24:03.246	11	1:55.610	31.916	41.342	42.352	122.5	30:45.914								
9	1:53.855	30.999	41.424	41.432	124.4	25:57.101	12	1:54.864	31.628	41.402	41.834	123.3	32:40.778								
							13	1:55.517	31.646	41.487	42.384	122.6	34:36.295								
							14	1:57.050	32.011	42.248	42.791	121.0	36:33.345								
							15	1:59.165	32.667	42.818	43.680	118.8	38:32.510								
							16	2:04.878	33.566	45.128	46.184	113.4	40:37.388								



PreMoto3/Promo3

ESBK

LIBRES 2

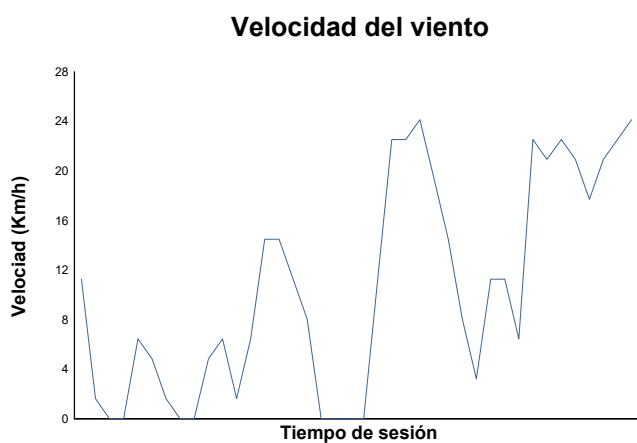
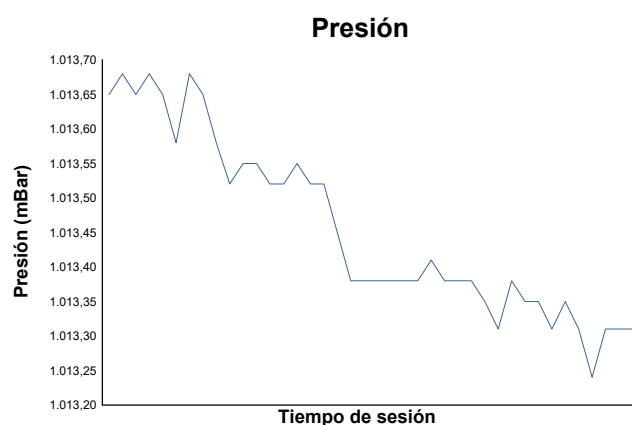
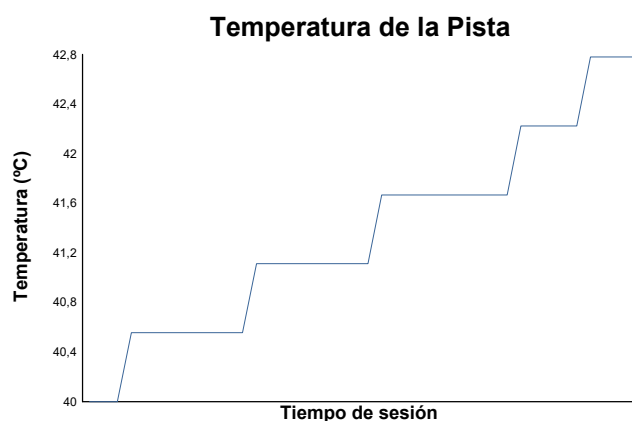
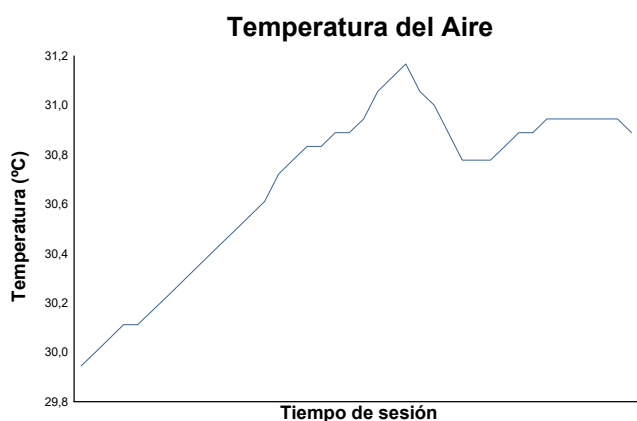
Análisis de sectores lentos (114%)

■ Mejor Personal ■ Mejor de la sesión B Cruzando por el pit lane

Vlt.	Tiempo	Sector 1	Sector 2	Sector 3	Km/h	T. Sesión	Vlt.	Tiempo	Sector 1	Sector 2	Sector 3	Km/h	T. Sesión
98	MIKA SIEBDRATH					GER							
	CUNA DE CAMPEONES					MIR RACING							
1	2:29.031	1:00.475	44.456	44.100	95.0	2:29.031							
2	1:57.727	31.908	42.850	42.969	120.3	4:26.758							
3	1:57.164	31.755	42.576	42.833	120.8	6:23.922							
4	1:57.817	31.887	43.029	42.901	120.2	8:21.739							
5	1:56.722	31.485	42.227	43.010	121.3	10:18.461							
6	1:57.395	31.811	42.511	43.073	120.6	12:15.856							
7	9:39.120 B	31.917	42.285	8:24.918	24.4	21:54.976							
8	2:11.836	45.116	43.467	43.253	107.4	24:06.812							
9	1:57.918	32.086	42.741	43.091	120.1	26:04.730							
10	2:12.393	37.479	51.467	43.447	106.9	28:17.123							
11	1:57.737	31.956	42.570	43.211	120.3	30:14.860							
12	2:02.440	35.608	43.467	43.365	115.6	32:17.300							
13	1:58.220	32.385	42.441	43.394	119.8	34:15.520							
14	1:58.029	32.136	42.619	43.274	120.0	36:13.549							
15	1:59.834	32.390	43.998	43.446	118.2	38:13.383							
16	1:59.989	32.514	43.319	44.156	118.0	40:13.372							



ESBK
PreMoto3/Promo3
LIBRES 2
Informe meteorológico



Estado de pista: **SECO**