



PreMoto3/Promo3

ESBK LIBRES 1

Clasificación

| Nº | Piloto | Nac | Equipo | Moto | Neum | Cl. | Tiempo | Vlt. | Total | Dif. | Km/h |
|----|-----------------------|-----|------------------------------|------------|--------|----------|-----------------|------|-------|--------|-------|
| 1 | 58 JOSE L. ARMARIO | ESP | GM FUEL-VRC TEAM | MIR RACING | DUNLOP | PreMoto3 | 1:51.191 | 15 | 17 | - | 127.3 |
| 2 | 73 NUNO G. RIBEIRO | POR | LOUSAESTRADAS | BEON | DUNLOP | PreMoto3 | 1:51.326 | 15 | 15 | +0.135 | 127.2 |
| 3 | 8 MARCO GARCIA | ESP | IGAXTEAM | BEON | DUNLOP | PreMoto3 | 1:51.648 | 14 | 16 | +0.457 | 126.8 |
| 4 | 34 EITAN G. GRAS | URU | AUSTIN RACING VHC LIQUI MOLY | BEON | DUNLOP | PreMoto3 | 1:51.685 | 16 | 17 | +0.494 | 126.8 |
| 5 | 16 ALVARO FUERTES | ESP | FUERTES TEAM | BEON | DUNLOP | PreMoto3 | 1:51.760 | 17 | 17 | +0.569 | 126.7 |
| 6 | 94 MARC AGUILAR | ESP | QRG MOTOR RACING | BEON | DUNLOP | PreMoto3 | 1:51.835 | 17 | 17 | +0.644 | 126.6 |
| 7 | 18 PABLO OLIVARES | ESP | GM FUEL-VRC TEAM | MIR RACING | DUNLOP | PreMoto3 | 1:52.334 | 13 | 13 | +1.143 | 126.0 |
| 8 | 14 EDUARDO GUTIERREZ | ESP | QRG MOTOR RACING | BEON | DUNLOP | PreMoto3 | 1:52.507 | 4 | 16 | +1.316 | 125.8 |
| 9 | 57 RUBEN ROMERO | ESP | ILUSION TEAM | BEON | DUNLOP | PreMoto3 | 1:52.809 | 5 | 14 | +1.618 | 125.5 |
| 10 | 7 XAVI VIDAL | ESP | CUNA DE CAMPEONES | | DUNLOP | Promo3 | 1:54.345 | 17 | 17 | +3.154 | 123.8 |
| 11 | 54 JESUS RIOS | ESP | MRE TALENT | CORSE | DUNLOP | Promo3 | 1:54.576 | 11 | 16 | +3.385 | 123.6 |
| 12 | 49 XAVIER MARTINEZ | ESP | CUNA DE CAMPEONES | MIR RACING | DUNLOP | Promo3 | 1:55.608 | 14 | 18 | +4.417 | 122.5 |
| 13 | 24 JAYANT CHOTE | NED | CUNA DE CAMPEONES | MIR RACING | DUNLOP | Promo3 | 1:55.646 | 16 | 17 | +4.455 | 122.4 |
| 14 | 15 MARTIM M. RAMOS | POR | CUNA DE CAMPEONES | MIR RACING | DUNLOP | Promo3 | 1:55.828 | 16 | 18 | +4.637 | 122.2 |
| 15 | 22 BEN R. AUSTIN | GBR | AUSTIN RACING VHC LIQUI MOLY | BEON | DUNLOP | PreMoto3 | 1:55.958 | 15 | 16 | +4.767 | 122.1 |
| 16 | 35 ADRIAN COVARRUBIAS | ESP | PM MOTORSPORT | | DUNLOP | Promo3 | 1:55.958 | 14 | 14 | +4.767 | 122.1 |
| 17 | 44 MARK PEREZ | ESP | | | DUNLOP | Promo3 | 1:56.251 | 5 | 15 | +5.060 | 121.8 |
| 18 | 25 KYLE PAYNE | GBR | CUNA DE CAMPEONES | MIR RACING | DUNLOP | Promo3 | 1:56.291 | 13 | 13 | +5.100 | 121.8 |
| 19 | 9 ELLIOT KASSIGIAN | FRA | CUNA DE CAMPEONES | MIR RACING | DUNLOP | Promo3 | 1:57.133 | 18 | 18 | +5.942 | 120.9 |
| 20 | 98 MIKA SIEBDRATH | GER | CUNA DE CAMPEONES | MIR RACING | DUNLOP | Promo3 | 1:57.716 | 13 | 18 | +6.525 | 120.3 |
| 21 | 37 MONTAGUE J. AMER | GBR | AUSTIN RACING VHC LIQUI MOLY | BEON | DUNLOP | Promo3 | 1:59.950 | 11 | 12 | +8.759 | 118.0 |

■ Tiempo máx: 2:07.869


| | | | | | | | | | | | |
|----|----------------|-----|-------------------|------------|--------|----------|--|--|--|--|--|
| 11 | DAVID GONZALEZ | ESP | CUNA DE CAMPEONES | MIR RACING | DUNLOP | Promo3 | | | | | |
| 41 | YVONNE CERPA | ESP | IGAXTEAM | BEON | DUNLOP | PreMoto3 | | | | | |

| | | | | |
|-----------------------|---------|-----------------|-----------------|------------|
| Vuelta rápida: | Vlt. 15 | JOSE L. ARMARIO | 1:51.191 | 127.3 Km/h |
|-----------------------|---------|-----------------|-----------------|------------|

Hora de publicación:

Estado de pista: **SECO**

| | |
|-----------------------------|------------------------------|
| Director de Carrera: | Jefe de Cronometraje: |
|-----------------------------|------------------------------|



PreMoto3/Promo3

ESBK

LIBRES 1


Clasificación por Clase

| Nº Piloto | Nac | Equipo | Moto | Tiempo | Vlt. Total | Dif. | Km/h |
|------------------------|----------------|--------------------|-------------------|------------------------------|------------|-----------------|----------------------------------|
| PreMoto3 | | | | | | | |
| 1 | 58 | JOSE L. ARMARIO | ESP | GM FUEL-VRC TEAM | MIR RACING | 1:51.191 | 15 17 127.3 |
| 2 | 73 | NUNO G. RIBEIRO | POR | LOUSAESTRADAS | BEON | 1:51.326 | 15 15 +0.135 +0.135 127.2 |
| 3 | 8 | MARCO GARCIA | ESP | IGAXTEAM | BEON | 1:51.648 | 14 16 +0.457 +0.322 126.8 |
| 4 | 34 | EITAN G. GRAS | URU | AUSTIN RACING VHC LIQUI MOLY | BEON | 1:51.685 | 16 17 +0.494 +0.037 126.8 |
| 5 | 16 | ALVARO FUERTES | ESP | FUERTES TEAM | BEON | 1:51.760 | 17 17 +0.569 +0.075 126.7 |
| 6 | 94 | MARC AGUILAR | ESP | QRG MOTOR RACING | BEON | 1:51.835 | 17 17 +0.644 +0.075 126.6 |
| 7 | 18 | PABLO OLIVARES | ESP | GM FUEL-VRC TEAM | MIR RACING | 1:52.334 | 13 13 +1.143 +0.499 126.0 |
| 8 | 14 | EDUARDO GUTIERREZ | ESP | QRG MOTOR RACING | BEON | 1:52.507 | 4 16 +1.316 +0.173 125.8 |
| 9 | 57 | RUBEN ROMERO | ESP | ILUSION TEAM | BEON | 1:52.809 | 5 14 +1.618 +0.302 125.5 |
| 10 | 22 | BEN R. AUSTIN | GBR | AUSTIN RACING VHC LIQUI MOLY | BEON | 1:55.958 | 15 16 +4.767 +3.149 122.1 |
| ■ Tiempo máx: 2:07.869 | | | | | | | |
| 41 | YVONNE CERPA | ESP | IGAXTEAM | BEON | | | |
| Promo3 | | | | | | | |
| 1 | 7 | XAVI VIDAL | ESP | CUNA DE CAMPEONES | | 1:54.345 | 17 17 123.8 |
| 2 | 54 | JESUS RIOS | ESP | MRE TALENT | CORSE | 1:54.576 | 11 16 +0.231 +0.231 123.6 |
| 3 | 49 | XAVIER MARTINEZ | ESP | CUNA DE CAMPEONES | MIR RACING | 1:55.608 | 14 18 +1.263 +1.032 122.5 |
| 4 | 24 | JAYANT CHOTE | NED | CUNA DE CAMPEONES | MIR RACING | 1:55.646 | 16 17 +1.301 +0.038 122.4 |
| 5 | 15 | MARTIM M. RAMOS | POR | CUNA DE CAMPEONES | MIR RACING | 1:55.828 | 16 18 +1.483 +0.182 122.2 |
| 6 | 35 | ADRIAN COVARRUBIAS | ESP | PM MOTORSPORT | | 1:55.958 | 14 14 +1.613 +0.130 122.1 |
| 7 | 44 | MARK PEREZ | ESP | | | 1:56.251 | 5 15 +1.906 +0.293 121.8 |
| 8 | 25 | KYLE PAYNE | GBR | CUNA DE CAMPEONES | MIR RACING | 1:56.291 | 13 13 +1.946 +0.040 121.8 |
| 9 | 9 | ELLIOT KASSIGIAN | FRA | CUNA DE CAMPEONES | MIR RACING | 1:57.133 | 18 18 +2.788 +0.842 120.9 |
| 10 | 98 | MIKA SIEBDRATH | GER | CUNA DE CAMPEONES | MIR RACING | 1:57.716 | 13 18 +3.371 +0.583 120.3 |
| 11 | 37 | MONTAGUE J. AMER | GBR | AUSTIN RACING VHC LIQUI MOLY | BEON | 1:59.950 | 11 12 +5.605 +2.234 118.0 |
| ■ Tiempo máx: 2:07.869 | | | | | | | |
| 11 | DAVID GONZALEZ | ESP | CUNA DE CAMPEONES | MIR RACING | | | |

Hora de publicación:

Estado de pista: **SECO**

| | |
|----------------------|-----------------------|
| Director de Carrera: | Jefe de Cronometraje: |
| | |




PreMoto3/Promo3

ESBK LIBRES 1

Mejores tiempos de sector

| Sector 1 | | | Sector 2 | | | Sector 3 | | | Pos | Nº Piloto | Vuelta Ideal | Mejor Vuelta |
|----------|------------------|--------|------------------|--------|------------------|----------|-----|------------------|----------|-----------|--------------|--------------|
| Pos | Nº Piloto | Tiempo | Nº Piloto | Tiempo | Nº Piloto | Tiempo | Pos | Nº Piloto | | | | |
| 1 | 16 A.FUERTES | 29.994 | 58 J.ARMARIO | 40.498 | 73 N.RIBEIRO | 40.416 | 1 | 73 N.RIBEIRO | 1:51.080 | 1:51.326 | (2) | |
| 2 | 58 J.ARMARIO | 30.101 | 73 N.RIBEIRO | 40.554 | 8 M.GARCIA | 40.572 | 2 | 58 J.ARMARIO | 1:51.171 | 1:51.191 | (1) | |
| 3 | 73 N.RIBEIRO | 30.110 | 8 M.GARCIA | 40.585 | 58 J.ARMARIO | 40.572 | 3 | 8 M.GARCIA | 1:51.349 | 1:51.648 | (3) | |
| 4 | 94 M.AGUILAR | 30.160 | 18 P.OLIVARES | 40.623 | 94 M.AGUILAR | 40.618 | 4 | 34 E.GRAS | 1:51.526 | 1:51.685 | (4) | |
| 5 | 34 E.GRAS | 30.169 | 34 E.GRAS | 40.724 | 34 E.GRAS | 40.633 | 5 | 16 A.FUERTES | 1:51.559 | 1:51.760 | (5) | |
| 6 | 8 M.GARCIA | 30.192 | 16 A.FUERTES | 40.775 | 16 A.FUERTES | 40.790 | 6 | 94 M.AGUILAR | 1:51.690 | 1:51.835 | (6) | |
| 7 | 14 E.GUTIERREZ | 30.427 | 94 M.AGUILAR | 40.912 | 14 E.GUTIERREZ | 40.870 | 7 | 14 E.GUTIERREZ | 1:52.267 | 1:52.507 | (8) | |
| 8 | 57 R.ROMERO | 30.651 | 14 E.GUTIERREZ | 40.970 | 18 P.OLIVARES | 40.948 | 8 | 18 P.OLIVARES | 1:52.298 | 1:52.334 | (7) | |
| 9 | 18 P.OLIVARES | 30.727 | 57 R.ROMERO | 41.177 | 57 R.ROMERO | 40.981 | 9 | 57 R.ROMERO | 1:52.809 | 1:52.809 | (9) | |
| 10 | 22 B.AUSTIN | 31.127 | 54 J.RIOS | 41.185 | 7 X.VIDAL | 41.523 | 10 | 7 X.VIDAL | 1:54.044 | 1:54.345 | (10) | |
| 11 | 7 X.VIDAL | 31.194 | 7 X.VIDAL | 41.327 | 54 J.RIOS | 41.703 | 11 | 54 J.RIOS | 1:54.175 | 1:54.576 | (11) | |
| 12 | 54 J.RIOS | 31.287 | 24 J.CHOTE | 41.664 | 35 A.COVARRUBIAS | 42.064 | 12 | 24 J.CHOTE | 1:55.370 | 1:55.646 | (13) | |
| 13 | 49 X.MARTINEZ | 31.386 | 49 X.MARTINEZ | 41.944 | 24 J.CHOTE | 42.133 | 13 | 49 X.MARTINEZ | 1:55.476 | 1:55.608 | (12) | |
| 14 | 44 M.PEREZ | 31.397 | 15 M.RAMOS | 42.132 | 49 X.MARTINEZ | 42.146 | 14 | 22 B.AUSTIN | 1:55.542 | 1:55.958 | (15) | |
| 15 | 15 M.RAMOS | 31.446 | 35 A.COVARRUBIAS | 42.138 | 44 M.PEREZ | 42.206 | 15 | 15 M.RAMOS | 1:55.828 | 1:55.828 | (14) | |
| 16 | 24 J.CHOTE | 31.573 | 22 B.AUSTIN | 42.199 | 22 B.AUSTIN | 42.216 | 16 | 44 M.PEREZ | 1:55.837 | 1:56.251 | (17) | |
| 17 | 25 K.PAYNE | 31.638 | 44 M.PEREZ | 42.234 | 15 M.RAMOS | 42.250 | 17 | 35 A.COVARRUBIAS | 1:55.958 | 1:55.958 | (16) | |
| 18 | 35 A.COVARRUBIAS | 31.756 | 25 K.PAYNE | 42.265 | 25 K.PAYNE | 42.333 | 18 | 25 K.PAYNE | 1:56.236 | 1:56.291 | (18) | |
| 19 | 98 M.SIEBDRATH | 31.832 | 9 E.KASSIGIAN | 42.287 | 9 E.KASSIGIAN | 42.764 | 19 | 9 E.KASSIGIAN | 1:56.985 | 1:57.133 | (19) | |
| 20 | 9 E.KASSIGIAN | 31.934 | 98 M.SIEBDRATH | 42.757 | 98 M.SIEBDRATH | 42.850 | 20 | 98 M.SIEBDRATH | 1:57.439 | 1:57.716 | (20) | |
| 21 | 37 M.AMER | 32.674 | 37 M.AMER | 43.368 | 37 M.AMER | 43.785 | 21 | 37 M.AMER | 1:59.827 | 1:59.950 | (21) | |




PreMoto3/Promo3

ESBK

Después de LIBRES 1

Velocidad máxima del evento

| Nº Piloto | Equipo | Moto | Clase | V.Max | Vit. | Sesión |
|-----------------------|------------------------------|------------|----------|-------|------|----------|
| 73 NUNO G. RIBEIRO | LOUSAESTRADAS | BEON | PreMoto3 | 203.4 | 13 | LIBRES 1 |
| 8 MARCO GARCIA | IGAXTEAM | BEON | PreMoto3 | 203.0 | 4 | LIBRES 1 |
| 57 RUBEN ROMERO | ILUSION TEAM | BEON | PreMoto3 | 201.5 | 12 | LIBRES 1 |
| 34 EITAN G. GRAS | AUSTIN RACING VHC LIQUI MOLY | BEON | PreMoto3 | 200.7 | 10 | LIBRES 1 |
| 14 EDUARDO GUTIERREZ | QRG MOTOR RACING | BEON | PreMoto3 | 200.0 | 7 | LIBRES 1 |
| 22 BEN R. AUSTIN | AUSTIN RACING VHC LIQUI MOLY | BEON | PreMoto3 | 200.0 | 10 | LIBRES 1 |
| 94 MARC AGUILAR | QRG MOTOR RACING | BEON | PreMoto3 | 200.0 | 3 | LIBRES 1 |
| 16 ALVARO FUERTES | FUERTES TEAM | BEON | PreMoto3 | 199.6 | 2 | LIBRES 1 |
| 58 JOSE L. ARMARIO | GM FUEL-VRC TEAM | MIR RACING | PreMoto3 | 197.8 | 16 | LIBRES 1 |
| 18 PABLO OLIVARES | GM FUEL-VRC TEAM | MIR RACING | PreMoto3 | 194.2 | 5 | LIBRES 1 |
| 15 MARTIM M. RAMOS | CUNA DE CAMPEONES | MIR RACING | Promo3 | 188.2 | 4 | LIBRES 1 |
| 24 JAYANT CHOTE | CUNA DE CAMPEONES | MIR RACING | Promo3 | 186.9 | 2 | LIBRES 1 |
| 49 XAVIER MARTINEZ | CUNA DE CAMPEONES | MIR RACING | Promo3 | 186.5 | 14 | LIBRES 1 |
| 37 MONTAGUE J. AMER | AUSTIN RACING VHC LIQUI MOLY | BEON | Promo3 | 186.2 | 11 | LIBRES 1 |
| 7 XAVI VIDAL | CUNA DE CAMPEONES | | Promo3 | 185.2 | 4 | LIBRES 1 |
| 35 ADRIAN COVARRUBIAS | PM MOTORSPORT | | Promo3 | 184.9 | 9 | LIBRES 1 |
| 25 KYLE PAYNE | CUNA DE CAMPEONES | MIR RACING | Promo3 | 184.6 | 13 | LIBRES 1 |
| 44 MARK PEREZ | | | Promo3 | 184.0 | 2 | LIBRES 1 |
| 9 ELLIOT KASSIGIAN | CUNA DE CAMPEONES | MIR RACING | Promo3 | 183.7 | 2 | LIBRES 1 |
| 98 MIKA SIEBDRATH | CUNA DE CAMPEONES | MIR RACING | Promo3 | 183.7 | 8 | LIBRES 1 |
| 54 JESUS RIOS | MRE TALENT | CORSE | Promo3 | 182.1 | 12 | LIBRES 1 |
| 11 DAVID GONZALEZ | CUNA DE CAMPEONES | MIR RACING | Promo3 | 147.9 | 1 | LIBRES 1 |




PreMoto3/Promo3

ESBK
LIBRES 1

Secuencia de vueltas rápidas

| T. Sesión | Nº Piloto | Equipo | Moto | Clase | Tiempo | Km/h | Vlt. |
|-----------|----------------------------|------------------------------|------------|----------|-----------------|-------|------|
| 10:06.771 | 37 MONTAGUE J. AMER | AUSTIN RACING VHC LIQUI MOLY | BEON | Promo3 | 2:01.273 | 116.8 | 4 |
| 10:06.991 | 34 EITAN G. GRAS | AUSTIN RACING VHC LIQUI MOLY | BEON | PreMoto3 | 1:53.490 | 124.8 | 4 |
| 10:18.931 | 16 ALVARO FUERTES | FUERTES TEAM | BEON | PreMoto3 | 1:53.444 | 124.8 | 4 |
| 10:36.510 | 18 PABLO OLIVARES | GM FUEL-VRC TEAM | MIR RACING | PreMoto3 | 1:53.284 | 125.0 | 4 |
| 10:39.022 | 58 JOSE L. ARMARIO | GM FUEL-VRC TEAM | MIR RACING | PreMoto3 | 1:52.517 | 125.8 | 4 |
| 12:33.160 | 8 MARCO GARCIA | IGAXTEAM | BEON | PreMoto3 | 1:52.374 | 126.0 | 5 |
| 13:01.247 | 94 MARC AGUILAR | QRG MOTOR RACING | BEON | PreMoto3 | 1:51.891 | 126.5 | 4 |
| 17:21.983 | 73 NUNO G. RIBEIRO | LOUSAESTRADAS | BEON | PreMoto3 | 1:51.752 | 126.7 | 6 |
| 19:13.422 | 73 NUNO G. RIBEIRO | LOUSAESTRADAS | BEON | PreMoto3 | 1:51.439 | 127.1 | 7 |
| 21:04.766 | 73 NUNO G. RIBEIRO | LOUSAESTRADAS | BEON | PreMoto3 | 1:51.344 | 127.2 | 8 |
| 36:57.839 | 58 JOSE L. ARMARIO | GM FUEL-VRC TEAM | MIR RACING | PreMoto3 | 1:51.191 | 127.3 | 15 |



PreMoto3/Promo3

ESBK

LIBRES 1

Análisis de sectores lentos

■ Mejor Personal ■ Mejor de la sesión ■ Cruzando por el pit lane

| Vlt. | Tiempo | Sector 1 | Sector 2 | Sector 3 | Km/h | T. Sesión | Vlt. | Tiempo | Sector 1 | Sector 2 | Sector 3 | Km/h | T. Sesión | |
|-----------|------------------------------|------------|----------|----------|-------|-----------|------|----------|----------|----------|----------|-------|-----------|--|
| 7 | XAVI VIDAL ESP | | | | | | | | | | | | | |
| | CUNA DE CAMPEONES | | | | | | | | | | | | | |
| 1 | 2:28.226 | 1:01.205 | 44.118 | 42.903 | 95.5 | 2:28.226 | 16 | 2:04.083 | 35.196 | 43.219 | 45.668 | 114.1 | 37:42.727 | |
| 2 | 4:13.666 | B 31.852 | 44.992 | 2:56.822 | 55.8 | 6:41.892 | 17 | 1:57.273 | 32.045 | 42.464 | 42.764 | 120.7 | 39:40.000 | |
| 3 | 2:09.413 | 38.718 | 46.787 | 43.908 | 109.4 | 8:51.305 | 18 | 1:57.133 | 32.012 | 42.287 | 42.834 | 120.9 | 41:37.133 | |
| 4 | 1:55.720 | 31.325 | 42.229 | 42.166 | 122.4 | 10:47.025 | | | | | | | | |
| 5 | 2:10.371 | B 31.830 | 42.449 | 56.092 | 108.6 | 12:57.396 | | | | | | | | |
| 6 | 2:02.738 | 38.653 | 41.845 | 42.240 | 115.4 | 15:00.134 | | | | | | | | |
| 7 | 1:54.642 | 31.497 | 41.584 | 41.561 | 123.5 | 16:54.776 | | | | | | | | |
| 8 | 2:38.261 | B 31.194 | 42.396 | 1:24.671 | 89.5 | 19:33.037 | | | | | | | | |
| 9 | 2:02.716 | 38.781 | 41.724 | 42.211 | 115.4 | 21:35.753 | | | | | | | | |
| 10 | 1:54.790 | 31.586 | 41.419 | 41.785 | 123.3 | 23:30.543 | | | | | | | | |
| 11 | 5:56.900 | B 32.117 | 42.393 | 4:42.390 | 39.7 | 29:27.443 | | | | | | | | |
| 12 | 2:12.476 | 48.537 | 42.112 | 41.827 | 106.9 | 31:39.919 | | | | | | | | |
| 13 | 1:55.108 | 31.567 | 41.642 | 41.899 | 123.0 | 33:35.027 | | | | | | | | |
| 14 | 1:54.682 | 31.561 | 41.441 | 41.680 | 123.5 | 35:29.709 | | | | | | | | |
| 15 | 1:54.690 | 31.483 | 41.569 | 41.638 | 123.5 | 37:24.399 | | | | | | | | |
| 16 | 1:54.472 | 31.428 | 41.404 | 41.640 | 123.7 | 39:18.871 | | | | | | | | |
| 17 | 1:54.345 | 31.495 | 41.327 | 41.523 | 123.8 | 41:13.216 | | | | | | | | |
| 8 | MARCO GARCIA ESP | | | | | | | | | | | | | |
| | IGAXTEAM | | | | | | | | | | | | | |
| 1 | 2:46.210 | 1:19.355 | 42.385 | 44.470 | 85.2 | 2:46.210 | | | | | | | | |
| 2 | 3:44.940 | B 30.539 | | | 62.9 | 6:31.150 | | | | | | | | |
| 3 | 2:17.007 | 52.417 | 43.028 | 41.562 | 103.3 | 8:48.157 | | | | | | | | |
| 4 | 1:52.629 | 30.530 | 41.132 | 40.967 | 125.7 | 10:40.786 | | | | | | | | |
| 5 | 1:52.374 | 30.401 | 40.585 | 41.388 | 126.0 | 12:33.160 | | | | | | | | |
| 6 | 8:33.040 | B 30.919 | 45.013 | 7:15.108 | 27.6 | 21:06.200 | | | | | | | | |
| 7 | 2:02.880 | 35.085 | 45.427 | 42.368 | 115.2 | 23:09.080 | | | | | | | | |
| 8 | 1:52.325 | 30.591 | 41.027 | 40.707 | 126.1 | 25:01.405 | | | | | | | | |
| 9 | 1:51.789 | 30.410 | 40.807 | 40.572 | 126.7 | 26:53.194 | | | | | | | | |
| 10 | 1:51.806 | 30.192 | 40.838 | 40.776 | 126.6 | 28:45.000 | | | | | | | | |
| 11 | 1:52.062 | 30.553 | 40.813 | 40.696 | 126.3 | 30:37.062 | | | | | | | | |
| 12 | 1:55.138 | 30.546 | 40.872 | 43.720 | 123.0 | 32:32.200 | | | | | | | | |
| 13 | 1:53.637 | 30.800 | 41.708 | 41.129 | 124.6 | 34:25.837 | | | | | | | | |
| 14 | 1:51.648 | 30.316 | 40.683 | 40.649 | 126.8 | 36:17.485 | | | | | | | | |
| 15 | 1:51.894 | 30.428 | 40.753 | 40.713 | 126.5 | 38:09.379 | | | | | | | | |
| 16 | 1:51.795 | 30.228 | 40.843 | 40.724 | 126.6 | 40:01.174 | | | | | | | | |
| 9 | ELLIOT KASSIGIAN FRA | | | | | | | | | | | | | |
| | CUNA DE CAMPEONES | | | | | | | | | | | | | |
| 1 | 2:53.506 | 1:25.627 | 43.788 | 44.091 | 81.6 | 2:53.506 | | | | | | | | |
| 2 | 4:00.130 | B 32.104 | | | 59.0 | 6:53.636 | | | | | | | | |
| 3 | 2:03.267 | 36.523 | 43.268 | 43.476 | 114.9 | 8:56.903 | | | | | | | | |
| 4 | 1:57.900 | 32.087 | 42.633 | 43.180 | 120.1 | 10:54.803 | | | | | | | | |
| 5 | 1:58.483 | 31.934 | 43.255 | 43.294 | 119.5 | 12:53.286 | | | | | | | | |
| 6 | 1:57.983 | 32.070 | 42.637 | 43.276 | 120.0 | 14:51.269 | | | | | | | | |
| 7 | 2:02.185 | 32.443 | 46.594 | 43.148 | 115.9 | 16:53.454 | | | | | | | | |
| 8 | 1:59.572 | 32.169 | 43.938 | 43.465 | 118.4 | 18:53.026 | | | | | | | | |
| 9 | 2:01.313 | 32.182 | 45.500 | 43.631 | 116.7 | 20:54.339 | | | | | | | | |
| 10 | 1:58.086 | 32.246 | 42.706 | 43.134 | 119.9 | 22:52.425 | | | | | | | | |
| 11 | 4:32.761 | B 32.141 | 49.777 | 3:10.843 | 51.9 | 27:25.186 | | | | | | | | |
| 12 | 2:14.823 | 40.282 | 50.713 | 43.828 | 105.0 | 29:40.009 | | | | | | | | |
| 13 | 1:59.911 | 32.559 | 43.909 | 43.443 | 118.1 | 31:39.920 | | | | | | | | |
| 14 | 2:00.938 | 32.149 | 45.187 | 43.602 | 117.1 | 33:40.858 | | | | | | | | |
| 15 | 1:57.786 | 31.959 | 42.750 | 43.077 | 120.2 | 35:38.644 | | | | | | | | |
| 14 | EDUARDO GUTIERREZ ESP | | | | | | | | | | | | | |
| | QRG MOTOR RACING | | | | | | | | | | | | | |
| 1 | 7:14.778 | B 2:50.769 | 52.581 | 3:31.428 | 32.6 | 7:14.778 | | | | | | | | |
| 2 | 1:59.689 | 36.806 | 41.638 | 41.245 | 118.3 | 9:14.467 | | | | | | | | |
| 3 | 1:52.742 | 30.730 | 40.970 | 41.042 | 125.6 | 11:07.209 | | | | | | | | |
| 4 | 1:52.507 | 30.527 | 41.110 | 40.870 | 125.8 | 12:59.716 | | | | | | | | |
| 5 | 2:16.478 | B 32.857 | 41.840 | 1:01.781 | 103.7 | 15:16.194 | | | | | | | | |
| 6 | 2:07.576 | 42.401 | 44.072 | 41.103 | 111.0 | 17:23.770 | | | | | | | | |
| 7 | 1:52.882 | 30.427 | 41.379 | 41.076 | 125.4 | 19:16.652 | | | | | | | | |
| 8 | 1:52.675 | 30.511 | 41.141 | 41.023 | 125.7 | 21:09.327 | | | | | | | | |
| 9 | 5:52.797 | B 31.167 | 43.857 | 4:37.773 | 40.1 | 27:02.124 | | | | | | | | |
| 10 | 2:09.226 | 43.170 | 44.247 | 41.809 | 109.6 | 29:11.350 | | | | | | | | |
| 11 | 1:53.341 | 30.857 | 41.305 | 41.179 | 124.9 | 31:04.691 | | | | | | | | |
| 12 | 1:53.059 | 30.600 | 41.152 | 41.307 | 125.2 | 32:57.750 | | | | | | | | |
| 13 | 1:52.910 | 30.568 | 41.279 | 41.063 | 125.4 | 34:50.660 | | | | | | | | |
| 14 | 1:52.530 | 30.452 | 41.006 | 41.072 | 125.8 | 36:43.190 | | | | | | | | |
| 15 | 1:52.587 | 30.491 | 41.224 | 40.872 | 125.8 | 38:35.777 | | | | | | | | |
| 16 | 1:53.039 | 30.564 | 41.359 | 41.116 | 125.3 | 40:28.816 | | | | | | | | |
| 15 | MARTIM M. RAMOS POR | | | | | | | | | | | | | |
| | CUNA DE CAMPEONES | | | | | | | | | | | | | |
| 1 | 2:39.823 | 1:08.090 | 46.527 | 45.206 | 88.6 | 2:39.823 | | | | | | | | |
| 2 | 3:52.333 | B 32.771 | | | 60.9 | 6:32.156 | | | | | | | | |
| 3 | 2:15.670 | 46.032 | 45.691 | 43.947 | 104.4 | 8:47.826 | | | | | | | | |
| 4 | 1:58.165 | 31.899 | 42.834 | 43.432 | 119.8 | 10:45.991 | | | | | | | | |
| 5 | 1:56.918 | 32.186 | 42.142 | 42.590 | 121.1 | 12:42.909 | | | | | | | | |
| 6 | 1:57.042 | 32.028 | 42.315 | 42.699 | 121.0 | 14:39.951 | | | | | | | | |
| 7 | 1:57.525 | 31.962 | 42.347 | 43.216 | 120.5 | 16:37.476 | | | | | | | | |
| 8 | 1:56.875 | 32.085 | 42.357 | 42.433 | 121.1 | 18:34.351 | | | | | | | | |
| 9 | 3:58.520 | B 32.087 | 42.905 | 2:43.528 | 59.4 | 22:32.871 | | | | | | | | |
| 10 | 2:12.056 | 44.107 | 44.601 | 43.348 | 107.2 | 24:44.927 | | | | | | | | |
| 11 | 1:57.514 | 32.168 | 42.548 | 42.798 | 120.5 | 26:42.441 | | | | | | | | |
| 12 | 1:56.822 | 31.844 | 42.352 | 42.626 | 121.2 | 28:39.263 | | | | | | | | |
| 13 | 1:56.422 | 31.690 | 42.292 | 42.440 | 121.6 | 30:35.685 | | | | | | | | |
| 14 | 1:57.429 | 32.557 | 42.249 | 42.623 | 120.6 | 32:33.114 | | | | | | | | |
| 15 | 1:56.113 | 31.640 | 42.183 | 42.290 | 121.9 | 34:29.227 | | | | | | | | |
| 16 | 1:55.828 | 31.446 | 42.132 | 42.250 | 122.2 | 36:25.055 | | | | | | | | |
| 17 | 1:56.802 | 31.789 | 42.264 | 42.749 | 121.2 | 38:21.857 | | | | | | | | |
| 18 | 1:56.608 | 31.676 | 42.160 | 42.772 | 121.4 | 40:18.465 | | | | | | | | |
| 16 | ALVARO FUERTES ESP | | | | | | | | | | | | | |
| | FUERTES TEAM | | | | | | | | | | | | | |
| 1 | 2:40.804 | 1:09.494 | 48.174 | 43.136 | 88.1 | 2:40.804 | | | | | | | | |
| 2 | 3:41.959 | B 31.054 | | | 63.8 | 6:22.763 | | | | | | | | |
| 3 | 2:02.724 | 36.144 | 44.261 | 42.319 | 115.4 | 8:25.487 | | | | | | | | |
| 4 | 1:53.444 | 30.756 | 41.371 | 41.317 | 124.8 | 10:18.931 | | | | | | | | |
| 5 | 1:52.809 | 30.501 | 41.256 | 41.052 | 125.5 | 12:11.740 | | | | | | | | |
| 6 | 1:52.534 | 30.451 | 40.943 | 41.140 | 125.8 | 14:04.274 | | | | | | | | |
| 7 | 1:52.801 | 30.432 | 41.293 | 41.076 | 125.5 | 15:57.075 | | | | | | | | |
| 8 | 1:52.557 | 30.404 | 41.124 | 41.029 | 125.8 | 17:49.632 | | | | | | | | |
| 9 | 8:02.080 | B 30.462 | 40.775 | 6:50.843 | 29.4 | 25:51.712 | | | | | | | | |
| 10 | 2:20.948 | 48.485 | 50.014 | 42.449 | 100.5 | 28:12.660 | | | | | | | | |
| 11 | 1:52.716 | 30.530 | 41.021 | 41.165 | 125.6 | 30:05.376 | | | | | | | | |



PreMoto3/Promo3

ESBK

LIBRES 1

Análisis de sectores lentos

■ Mejor Personal ■ Mejor de la sesión ■ Cruzando por el pit lane

| Vlt. | Tiempo | Sector 1 | Sector 2 | Sector 3 | Km/h | T. Sesión | Vlt. | Tiempo | Sector 1 | Sector 2 | Sector 3 | Km/h | T. Sesión |
|-----------------------------------|------------|----------|----------|----------|-------|-----------|---|-----------|----------|----------|----------|-------|-----------|
| 12 | 1:52.057 | 30.222 | 40.838 | 40.997 | 126.4 | 31:57.433 | 14 | 1:56.499 | 31.785 | 42.248 | 42.466 | 121.5 | 35:34.004 |
| 13 | 1:52.032 | 30.314 | 40.921 | 40.797 | 126.4 | 33:49.465 | 15 | 1:55.705 | 31.777 | 41.795 | 42.133 | 122.4 | 37:29.709 |
| 14 | 1:51.908 | 30.245 | 40.793 | 40.870 | 126.5 | 35:41.373 | 16 | 1:55.646 | 31.573 | 41.794 | 42.279 | 122.4 | 39:25.355 |
| 15 | 1:51.777 | 30.181 | 40.806 | 40.790 | 126.7 | 37:33.150 | 17 | 1:55.792 | 31.654 | 41.664 | 42.474 | 122.3 | 41:21.147 |
| 16 | 1:55.506 | 30.209 | 44.170 | 41.127 | 122.6 | 39:28.656 | 25 KYLE PAYNE GBR | | | | | | |
| 17 | 1:51.760 | 29.994 | 40.782 | 40.984 | 126.7 | 41:20.416 | CUNA DE CAMPEONES MIR RACING | | | | | | |
| 18 PABLO OLIVARES ESP | | | | | | | 1 2:54.713 1:26.378 44.311 44.024 81.0 2:54.713 | | | | | | |
| GM FUEL-VRC TEAM MIR RACING | | | | | | | 2 9:20.841B 35.199 25.2 12:15.554 | | | | | | |
| 1 | 2:38.570 | 1:11.030 | 44.660 | 42.880 | 89.3 | 2:38.570 | 3 | 2:56.473 | 1:26.416 | 45.329 | 44.728 | 80.2 | 15:12.027 |
| 2 | 4:02.409B | 31.174 | 41.931 | 2:49.304 | 58.4 | 6:40.979 | 4 | 7:12.767B | 33.290 | 44.759 | 5:54.718 | 32.7 | 22:24.794 |
| 3 | 2:02.247 | 37.700 | 43.112 | 41.435 | 115.8 | 8:43.226 | 5 | 2:10.849 | 42.181 | 44.555 | 44.113 | 108.2 | 24:35.643 |
| 4 | 1:53.284 | 30.963 | 41.245 | 41.076 | 125.0 | 10:36.510 | 6 | 2:00.134 | 32.512 | 43.911 | 43.711 | 117.9 | 26:35.777 |
| 5 | 1:53.347 | 30.841 | 41.119 | 41.387 | 124.9 | 12:29.857 | 7 | 1:58.918 | 32.436 | 43.253 | 43.229 | 119.1 | 28:34.695 |
| 6 | 1:53.171 | 30.991 | 41.147 | 41.033 | 125.1 | 14:23.028 | 8 | 1:58.562 | 32.263 | 43.142 | 43.157 | 119.4 | 30:33.257 |
| 7 | 15:51.534B | 31.118 | 41.312 | ... | 14.9 | 30:14.562 | 9 | 1:58.216 | 32.143 | 42.709 | 43.364 | 119.8 | 32:31.473 |
| 8 | 2:01.651 | 38.205 | 42.253 | 41.193 | 116.4 | 32:16.213 | 10 | 1:57.650 | 32.216 | 42.676 | 42.758 | 120.3 | 34:29.123 |
| 9 | 1:52.955 | 30.923 | 40.890 | 41.142 | 125.3 | 34:09.168 | 11 | 1:57.084 | 32.065 | 42.397 | 42.622 | 120.9 | 36:26.207 |
| 10 | 1:52.697 | 30.899 | 40.850 | 40.948 | 125.6 | 36:01.865 | 12 | 1:56.596 | 31.871 | 42.265 | 42.460 | 121.4 | 38:22.803 |
| 11 | 1:53.443 | 30.893 | 41.035 | 41.515 | 124.8 | 37:55.308 | 13 | 1:56.291 | 31.638 | 42.320 | 42.333 | 121.8 | 40:19.094 |
| 12 | 1:53.841 | 30.822 | 41.814 | 41.205 | 124.4 | 39:49.149 | 34 EITAN G. GRAS URU | | | | | | |
| 13 | 1:52.334 | 30.727 | 40.623 | 40.984 | 126.0 | 41:41.483 | AUSTIN RACING VHC LIQUI MOLY BEON | | | | | | |
| 22 BEN R. AUSTIN GBR | | | | | | | 1 2:52.362 1:27.038 43.291 42.033 82.1 2:52.362 | | | | | | |
| AUSTIN RACING VHC LIQUI MOLY BEON | | | | | | | 2 3:22.178B 30.463 70.0 6:14.540 | | | | | | |
| 1 | 2:56.402 | 1:28.488 | 44.601 | 43.313 | 80.3 | 2:56.402 | 3 | 1:58.961 | 35.276 | 42.197 | 41.488 | 119.0 | 8:13.501 |
| 2 | 3:18.680B | 31.613 | ... | ... | 71.3 | 6:15.082 | 4 | 1:53.490 | 30.598 | 41.651 | 41.241 | 124.8 | 10:06.991 |
| 3 | 2:01.222 | 35.271 | 43.075 | 42.876 | 116.8 | 8:16.304 | 5 | 1:53.604 | 30.584 | 41.726 | 41.294 | 124.6 | 12:00.595 |
| 4 | 1:57.045 | 31.394 | 42.959 | 42.692 | 121.0 | 10:13.349 | 6 | 1:53.395 | 30.657 | 41.426 | 41.312 | 124.9 | 13:53.990 |
| 5 | 1:56.950 | 31.555 | 42.733 | 42.662 | 121.1 | 12:10.299 | 7 | 8:59.507B | 32.491 | 42.668 | 7:44.348 | 26.2 | 22:53.497 |
| 6 | 1:58.275 | 33.106 | 42.764 | 42.405 | 119.7 | 14:08.574 | 8 | 1:58.789 | 35.787 | 41.671 | 41.331 | 119.2 | 24:52.286 |
| 7 | 8:45.802B | 32.834 | 44.136 | 7:28.832 | 26.9 | 22:54.376 | 9 | 1:52.301 | 30.307 | 41.057 | 40.937 | 126.1 | 26:44.587 |
| 8 | 2:02.033 | 35.834 | 43.420 | 42.779 | 116.0 | 24:56.409 | 10 | 1:52.320 | 30.379 | 41.095 | 40.846 | 126.1 | 28:36.907 |
| 9 | 1:57.255 | 31.404 | 43.194 | 42.657 | 120.8 | 26:53.664 | 11 | 1:59.565 | 30.449 | 47.675 | 41.441 | 118.4 | 30:36.472 |
| 10 | 1:56.235 | 31.127 | 42.740 | 42.368 | 121.8 | 28:49.899 | 12 | 1:53.504 | 31.038 | 41.321 | 41.145 | 124.7 | 32:29.976 |
| 11 | 1:56.005 | 31.171 | 42.499 | 42.335 | 122.1 | 30:45.904 | 13 | 1:52.070 | 30.281 | 40.965 | 40.824 | 126.3 | 34:22.046 |
| 12 | 1:56.371 | 31.551 | 42.454 | 42.366 | 121.7 | 32:42.275 | 14 | 1:51.992 | 30.226 | 40.893 | 40.873 | 126.4 | 36:14.038 |
| 13 | 1:55.960 | 31.326 | 42.418 | 42.216 | 122.1 | 34:38.235 | 15 | 1:51.725 | 30.187 | 40.724 | 40.814 | 126.7 | 38:05.763 |
| 14 | 1:56.321 | 31.780 | 42.199 | 42.342 | 121.7 | 36:34.556 | 16 | 1:51.685 | 30.218 | 40.834 | 40.633 | 126.8 | 39:57.448 |
| 15 | 1:55.958 | 31.437 | 42.292 | 42.229 | 122.1 | 38:30.514 | 17 | 1:51.752 | 30.169 | 40.888 | 40.695 | 126.7 | 41:49.200 |
| 16 | 2:00.519 | 31.647 | 46.537 | 42.335 | 117.5 | 40:31.033 | 35 ADRIAN COVARRUBIAS ESP | | | | | | |
| 24 JAYANT CHOTE NED | | | | | | | PM MOTORSPORT | | | | | | |
| CUNA DE CAMPEONES MIR RACING | | | | | | | 1 9:26.967 7:54.986 47.032 44.949 25.0 9:26.967 | | | | | | |
| 1 | 2:46.511 | 1:19.166 | 43.202 | 44.143 | 85.0 | 2:46.511 | 2 | 1:59.315 | 32.847 | 43.270 | 43.198 | 118.7 | 11:26.282 |
| 2 | 3:49.742B | 31.924 | ... | ... | 61.6 | 6:36.253 | 3 | 1:58.156 | 32.439 | 42.871 | 42.846 | 119.8 | 13:24.438 |
| 3 | 2:02.718 | 37.247 | 42.458 | 43.013 | 115.4 | 8:38.971 | 4 | 2:34.771B | 38.473 | 49.115 | 1:07.183 | 91.5 | 15:59.209 |
| 4 | 1:57.095 | 32.068 | 42.293 | 42.734 | 120.9 | 10:36.066 | 5 | 2:29.314 | 53.183 | 50.580 | 45.551 | 94.8 | 18:28.523 |
| 5 | 1:56.832 | 32.087 | 42.142 | 42.603 | 121.2 | 12:32.898 | 6 | 6:03.822B | 36.711 | 45.145 | 4:41.966 | 38.9 | 24:32.345 |
| 6 | 1:56.630 | 31.802 | 42.193 | 42.635 | 121.4 | 14:29.528 | 7 | 2:10.751 | 44.000 | 44.122 | 42.629 | 108.3 | 26:43.096 |
| 7 | 1:57.186 | 32.168 | 42.494 | 42.524 | 120.8 | 16:26.714 | 8 | 1:56.438 | 31.984 | 42.208 | 42.246 | 121.6 | 28:39.534 |
| 8 | 2:08.002 | 37.757 | 47.823 | 42.422 | 110.6 | 18:34.716 | 9 | 2:00.578 | 33.672 | 43.789 | 43.117 | 117.4 | 30:40.112 |
| 9 | 1:56.730 | 31.884 | 42.415 | 42.431 | 121.3 | 20:31.446 | 10 | 1:59.141 | 32.620 | 42.538 | 43.983 | 118.8 | 32:39.253 |
| 10 | 1:56.600 | 31.925 | 42.223 | 42.452 | 121.4 | 22:28.046 | 11 | 1:56.222 | 31.888 | 42.270 | 42.064 | 121.8 | 34:35.475 |
| 11 | 7:05.258B | 38.421 | 45.377 | 5:41.460 | 33.3 | 29:33.304 | 12 | 2:11.080 | 37.627 | 48.256 | 45.197 | 108.0 | 36:46.555 |
| 12 | 2:08.233 | 43.667 | 41.945 | 42.621 | 110.4 | 31:41.537 | 13 | 2:08.615 | 37.505 | 46.584 | 44.526 | 110.1 | 38:55.170 |
| 13 | 1:55.968 | 31.706 | 42.034 | 42.228 | 122.1 | 33:37.505 | 14 | 1:55.958 | 31.756 | 42.138 | 42.064 | 122.1 | 40:51.128 |



PreMoto3/Promo3

ESBK

LIBRES 1

Análisis de sectores lentos

■ Mejor Personal ■ Mejor de la sesión ■ Cruzando por el pit lane

| Vlt. | Tiempo | Sector 1 | Sector 2 | Sector 3 | Km/h | T. Sesión | Vlt. | Tiempo | Sector 1 | Sector 2 | Sector 3 | Km/h | T. Sesión | |
|-----------|-----------------------------------|---------------|---------------|---------------|-------|-----------|------|-------------------|---------------|---------------|---------------|-------|-----------|--|
| 37 | MONTAGUE J. AMER GBR | | | | | | | | | | | | | |
| | AUSTIN RACING VHC LIQUI MOLY BEON | | | | | | | | | | | | | |
| 1 | 3:22.237 | 1:45.997 | 50.173 | 46.067 | 70.0 | 3:22.237 | 1 | 2:32.131 | 1:06.604 | 42.760 | 42.767 | 93.1 | 2:32.131 | |
| 2 | 2:36.325 B | 33.183 | | | 90.6 | 5:58.562 | 2 | 4:01.552 B | 31.878 | 44.111 | 2:45.563 | 58.6 | 6:33.683 | |
| 3 | 2:06.936 | 38.138 | 44.411 | 44.387 | 111.5 | 8:05.498 | 3 | 2:13.489 | 46.588 | 44.688 | 42.213 | 106.1 | 8:47.172 | |
| 4 | 2:01.273 | 32.907 | 44.055 | 44.311 | 116.8 | 10:06.771 | 4 | 1:54.678 | 31.654 | 41.259 | 41.765 | 123.5 | 10:41.850 | |
| 5 | 2:00.933 | 32.744 | 44.016 | 44.173 | 117.1 | 12:07.704 | 5 | 1:55.151 | 31.443 | 41.641 | 42.067 | 123.0 | 12:37.001 | |
| 6 | 2:29.928 | 39.254 | 57.544 | 53.130 | 94.4 | 14:37.632 | 6 | 1:54.824 | 31.535 | 41.347 | 41.942 | 123.3 | 14:31.825 | |
| 7 | 2:06.845 | 33.049 | 47.520 | 46.276 | 111.6 | 16:44.477 | 7 | 8:23.749 B | 31.444 | 42.856 | 7:09.449 | 28.1 | 22:55.574 | |
| 8 | 2:02.543 | 33.007 | 44.654 | 44.882 | 115.5 | 18:47.020 | 8 | 1:59.390 | 35.385 | 41.616 | 42.389 | 118.6 | 24:54.964 | |
| 9 | 12:56.512 B | 39.373 | 47.488 | ... | 18.2 | 31:43.532 | 9 | 1:54.933 | 31.539 | 41.464 | 41.930 | 123.2 | 26:49.897 | |
| 10 | 2:12.375 | 39.210 | 44.218 | 48.947 | 107.0 | 33:55.907 | 10 | 1:56.602 | 33.233 | 41.666 | 41.703 | 121.4 | 28:46.499 | |
| 11 | 1:59.950 | 32.723 | 43.442 | 43.785 | 118.0 | 35:55.857 | 11 | 1:54.576 | 31.398 | 41.185 | 41.993 | 123.6 | 30:41.075 | |
| 12 | 2:00.084 | 32.674 | 43.368 | 44.042 | 117.9 | 37:55.941 | 12 | 2:16.510 B | 31.287 | 42.232 | 1:02.991 | 103.7 | 32:57.585 | |
| | | | | | | | 13 | 2:03.446 | 37.080 | 42.573 | 43.793 | 114.7 | 35:01.031 | |
| | | | | | | | 14 | 1:54.907 | 31.411 | 41.354 | 42.142 | 123.2 | 36:55.938 | |
| | | | | | | | 15 | 1:55.249 | 31.520 | 41.413 | 42.316 | 122.9 | 38:51.187 | |
| | | | | | | | 16 | 2:01.540 | 34.844 | 44.263 | 42.433 | 116.5 | 40:52.727 | |
| 44 | MARK PEREZ ESP | | | | | | | | | | | | | |
| 1 | 2:42.787 | 1:13.662 | 45.767 | 43.358 | 87.0 | 2:42.787 | | | | | | | | |
| 2 | 3:51.119 B | 32.244 | | | 61.3 | 6:33.906 | | | | | | | | |
| 3 | 2:15.824 | 45.885 | 45.808 | 44.131 | 104.2 | 8:49.730 | | | | | | | | |
| 4 | 1:57.099 | 31.877 | 42.903 | 42.319 | 120.9 | 10:46.829 | | | | | | | | |
| 5 | 1:56.251 | 31.651 | 42.394 | 42.206 | 121.8 | 12:43.080 | | | | | | | | |
| 6 | 2:00.686 | 34.049 | 43.594 | 43.043 | 117.3 | 14:43.766 | | | | | | | | |
| 7 | 1:58.630 | 31.901 | 43.730 | 42.999 | 119.4 | 16:42.396 | | | | | | | | |
| 8 | 1:56.956 | 32.083 | 42.317 | 42.556 | 121.1 | 18:39.352 | | | | | | | | |
| 9 | 1:56.559 | 31.882 | 42.234 | 42.443 | 121.5 | 20:35.911 | | | | | | | | |
| 10 | 4:43.625 B | 31.577 | 48.498 | 3:23.550 | 49.9 | 25:19.536 | | | | | | | | |
| 11 | 2:10.587 | 41.673 | 44.460 | 44.454 | 108.4 | 27:30.123 | | | | | | | | |
| 12 | 2:06.352 | 40.466 | 43.219 | 42.667 | 112.1 | 29:36.475 | | | | | | | | |
| 13 | 3:07.155 B | 35.430 | 47.846 | 1:43.879 | 75.7 | 32:43.630 | | | | | | | | |
| 14 | 2:14.154 | 43.669 | 47.500 | 42.985 | 105.5 | 34:57.784 | | | | | | | | |
| 15 | 1:58.821 | 33.359 | 43.250 | 42.212 | 119.2 | 36:56.605 | | | | | | | | |
| 49 | XAVIER MARTINEZ ESP | | | | | | | | | | | | | |
| | CUNA DE CAMPEONES MIR RACING | | | | | | | | | | | | | |
| 1 | 2:39.822 | 1:09.378 | 45.946 | 44.498 | 88.6 | 2:39.822 | | | | | | | | |
| 2 | 4:00.674 B | 32.401 | 43.827 | 2:44.446 | 58.8 | 6:40.496 | | | | | | | | |
| 3 | 2:07.976 | 39.508 | 45.284 | 43.184 | 110.6 | 8:48.472 | | | | | | | | |
| 4 | 1:57.511 | 31.817 | 42.901 | 42.793 | 120.5 | 10:45.983 | | | | | | | | |
| 5 | 1:57.060 | 31.960 | 42.648 | 42.452 | 121.0 | 12:43.043 | | | | | | | | |
| 6 | 1:57.334 | 31.655 | 42.789 | 42.890 | 120.7 | 14:40.377 | | | | | | | | |
| 7 | 1:56.968 | 31.766 | 42.344 | 42.858 | 121.0 | 16:37.345 | | | | | | | | |
| 8 | 1:56.666 | 31.878 | 42.314 | 42.474 | 121.4 | 18:34.011 | | | | | | | | |
| 9 | 4:56.907 B | 32.227 | 43.731 | 3:40.949 | 47.7 | 23:30.918 | | | | | | | | |
| 10 | 2:02.357 | 36.627 | 42.943 | 42.787 | 115.7 | 25:33.275 | | | | | | | | |
| 11 | 1:56.703 | 31.879 | 42.292 | 42.532 | 121.3 | 27:29.978 | | | | | | | | |
| 12 | 1:56.895 | 31.769 | 42.167 | 42.959 | 121.1 | 29:26.873 | | | | | | | | |
| 13 | 1:56.499 | 31.767 | 42.134 | 42.598 | 121.5 | 31:23.372 | | | | | | | | |
| 14 | 1:55.608 | 31.386 | 42.010 | 42.212 | 122.5 | 33:18.980 | | | | | | | | |
| 15 | 1:55.896 | 31.644 | 42.070 | 42.182 | 122.2 | 35:14.876 | | | | | | | | |
| 16 | 1:55.710 | 31.614 | 41.944 | 42.152 | 122.4 | 37:10.586 | | | | | | | | |
| 17 | 1:55.746 | 31.568 | 42.032 | 42.146 | 122.3 | 39:06.332 | | | | | | | | |
| 18 | 1:56.758 | 31.598 | 42.020 | 43.140 | 121.3 | 41:03.090 | | | | | | | | |
| 57 | RUBEN ROMERO ESP | | | | | | | | | | | | | |
| | ILUSION TEAM BEON | | | | | | | | | | | | | |
| 1 | 2:27.081 | 1:01.484 | 43.246 | 42.351 | 96.3 | 2:27.081 | | | | | | | | |
| 2 | 4:48.314 B | 31.385 | 45.213 | 3:31.716 | 49.1 | 7:15.395 | | | | | | | | |
| 3 | 2:00.089 | 37.152 | 41.681 | 41.256 | 117.9 | 9:15.484 | | | | | | | | |
| 4 | 1:54.306 | 30.964 | 42.139 | 41.203 | 123.9 | 11:09.790 | | | | | | | | |
| 5 | 1:52.809 | 30.651 | 41.177 | 40.981 | 125.5 | 13:02.599 | | | | | | | | |
| 6 | 1:54.021 | 30.797 | 41.654 | 41.570 | 124.2 | 14:56.620 | | | | | | | | |
| 7 | 10:51.430 B | 36.459 | 44.608 | 9:30.363 | 21.7 | 25:48.050 | | | | | | | | |
| 8 | 2:17.108 | 44.857 | 46.884 | 45.367 | 103.3 | 28:05.158 | | | | | | | | |
| 9 | 1:56.361 | 33.772 | 41.531 | 41.058 | 121.7 | 30:01.519 | | | | | | | | |
| 10 | 1:56.683 | 31.304 | 44.196 | 41.183 | 121.3 | 31:58.202 | | | | | | | | |
| 11 | 1:53.552 | 30.854 | 41.443 | 41.255 | 124.7 | 33:51.754 | | | | | | | | |
| 12 | 2:57.680 B | 30.922 | 43.470 | 1:43.288 | 79.7 | 36:49.434 | | | | | | | | |
| 13 | 2:03.224 | 37.259 | 43.464 | 42.501 | 114.9 | 38:52.658 | | | | | | | | |
| 14 | 1:59.805 | 32.678 | 44.249 | 42.878 | 118.2 | 40:52.463 | | | | | | | | |
| 58 | JOSE L. ARMARIO ESP | | | | | | | | | | | | | |
| | GM FUEL-VRC TEAM MIR RACING | | | | | | | | | | | | | |
| 1 | 2:42.020 | 1:06.337 | 51.754 | 43.929 | 87.4 | 2:42.020 | | | | | | | | |
| 2 | 3:52.881 B | 30.885 | | | 60.8 | 6:34.901 | | | | | | | | |
| 3 | 2:11.604 | 44.529 | 45.328 | 41.747 | 107.6 | 8:46.505 | | | | | | | | |
| 4 | 1:52.517 | 30.430 | 41.168 | 40.919 | 125.8 | 10:39.022 | | | | | | | | |
| 5 | 1:55.258 | 30.297 | 43.310 | 41.651 | 122.8 | 12:34.280 | | | | | | | | |
| 6 | 1:56.323 | 30.572 | 44.159 | 41.592 | 121.7 | 14:30.603 | | | | | | | | |
| 7 | 7:15.799 B | 31.346 | 41.710 | 6:02.743 | 32.5 | 21:46.402 | | | | | | | | |
| 8 | 2:06.247 | 41.906 | 42.362 | 41.979 | 112.2 | 23:52.649 | | | | | | | | |
| 9 | 1:52.940 | 30.615 | 41.175 | 41.150 | 125.4 | 25:45.589 | | | | | | | | |
| 10 | 1:52.739 | 30.299 | 41.198 | 41.242 | 125.6 | 27:38.328 | | | | | | | | |
| 11 | 1:52.204 | 30.239 | 40.936 | 41.029 | 126.2 | 29:30.532 | | | | | | | | |
| 12 | 1:52.632 | 30.314 | 40.775 | 41.543 | 125.7 | 31:23.164 | | | | | | | | |
| 13 | 1:52.015 | 30.283 | 40.847 | 40.885 | 126.4 | 33:15.179 | | | | | | | | |
| 14 | 1:51.469 | 30.226 | 40.671 | 40.572 | 127.0 | 35:06.648 | | | | | | | | |
| 15 | 1:51.191 | 30.101 | 40.498 | 40.592 | 127.3 | 36:57.839 | | | | | | | | |
| 16 | 1:58.668 | 30.885 | 45.907 | 41.876 | 119.3 | 38:56.507 | | | | | | | | |
| 17 | 1:54.835 | 30.901 | 42.164 | 41.770 | 123.3 | 40:51.342 | | | | | | | | |
| 73 | NUNO G. RIBEIRO POR | | | | | | | | | | | | | |
| | LOUSAESTRADAS BEON | | | | | | | | | | | | | |
| 1 | 7:44.165 B | 3:03.082 | 50.466 | 3:50.617 | 30.5 | 7:44.165 | | | | | | | | |



PreMoto3/Promo3

ESBK

LIBRES 1

Análisis de sectores lentos

■ Mejor Personal ■ Mejor de la sesión B Cruzando por el pit lane

| Vlt. | Tiempo | Sector 1 | Sector 2 | Sector 3 | Km/h | T. Sesión | Vlt. | Tiempo | Sector 1 | Sector 2 | Sector 3 | Km/h | T. Sesión |
|------|------------|----------|----------|----------|-------|-----------|------|--------|----------|----------|----------|------|-----------|
| 2 | 2:06.092 | 38.882 | 44.297 | 42.913 | 112.3 | 9:50.257 | | | | | | | |
| 3 | 1:54.536 | 31.118 | 42.086 | 41.332 | 123.6 | 11:44.793 | | | | | | | |
| 4 | 1:53.138 | 30.521 | 41.400 | 41.217 | 125.1 | 13:37.931 | | | | | | | |
| 5 | 1:52.300 | 30.432 | 41.143 | 40.725 | 126.1 | 15:30.231 | | | | | | | |
| 6 | 1:51.752 | 30.311 | 40.813 | 40.628 | 126.7 | 17:21.983 | | | | | | | |
| 7 | 1:51.439 | 30.220 | 40.646 | 40.573 | 127.1 | 19:13.422 | | | | | | | |
| 8 | 1:51.344 | 30.349 | 40.579 | 40.416 | 127.2 | 21:04.766 | | | | | | | |
| 9 | 1:51.356 | 30.128 | 40.554 | 40.674 | 127.1 | 22:56.122 | | | | | | | |
| 10 | 7:48.474 B | 38.674 | 48.897 | 6:20.903 | 30.2 | 30:44.596 | | | | | | | |
| 11 | 2:02.254 | 38.165 | 42.692 | 41.397 | 115.8 | 32:46.850 | | | | | | | |
| 12 | 1:52.157 | 30.262 | 41.267 | 40.628 | 126.2 | 34:39.007 | | | | | | | |
| 13 | 1:51.838 | 30.578 | 40.716 | 40.544 | 126.6 | 36:30.845 | | | | | | | |
| 14 | 1:51.494 | 30.110 | 40.899 | 40.485 | 127.0 | 38:22.339 | | | | | | | |
| 15 | 1:51.326 | 30.147 | 40.706 | 40.473 | 127.2 | 40:13.665 | | | | | | | |

94 MARC AGUILAR ESP
QRG MOTOR RACING BEON

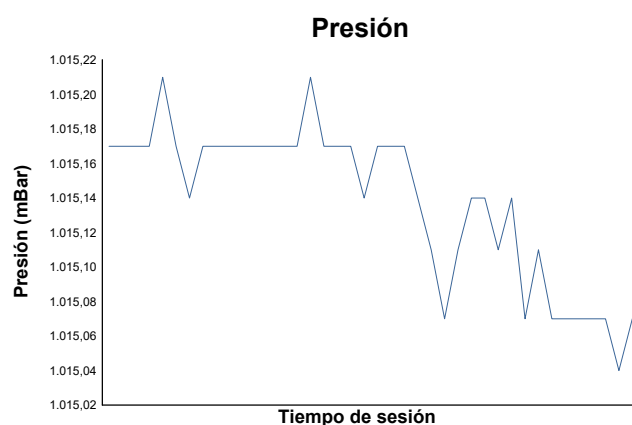
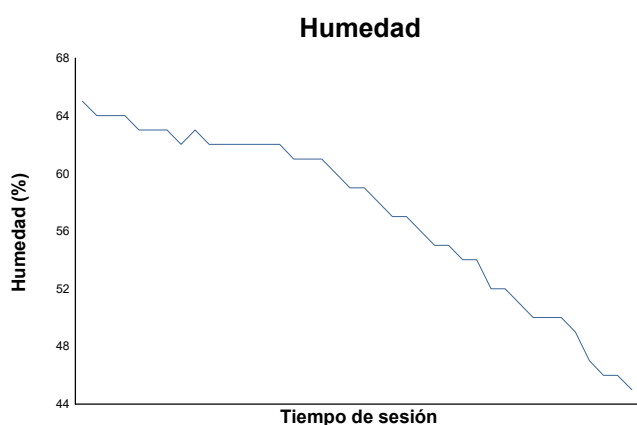
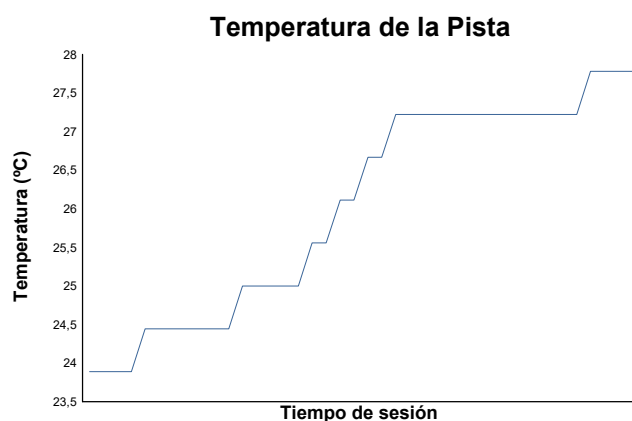
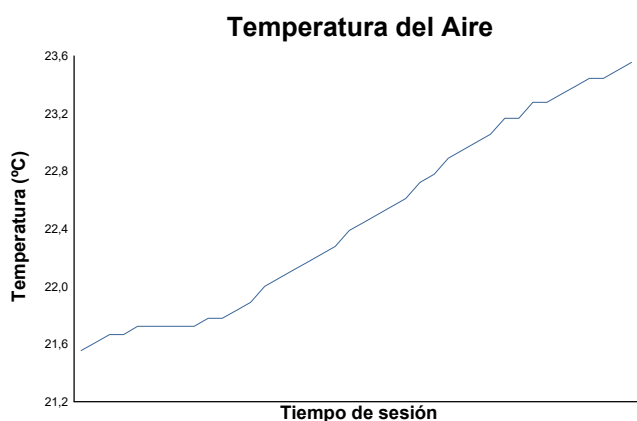
| | | | | | | |
|----|------------|----------|--------|----------|-------|-----------|
| 1 | 7:16.299 B | 2:46.679 | 53.439 | 3:36.181 | 32.5 | 7:16.299 |
| 2 | 1:59.718 | 36.438 | 42.150 | 41.130 | 118.3 | 9:16.017 |
| 3 | 1:53.339 | 30.582 | 41.716 | 41.041 | 124.9 | 11:09.356 |
| 4 | 1:51.891 | 30.360 | 40.913 | 40.618 | 126.5 | 13:01.247 |
| 5 | 1:52.158 | 30.160 | 41.031 | 40.967 | 126.2 | 14:53.405 |
| 6 | 1:55.717 | 30.479 | 44.068 | 41.170 | 122.4 | 16:49.122 |
| 7 | 1:53.211 | 30.719 | 41.380 | 41.112 | 125.1 | 18:42.333 |
| 8 | 1:52.619 | 30.466 | 40.951 | 41.202 | 125.7 | 20:34.952 |
| 9 | 5:12.805 B | 30.746 | 45.741 | 3:56.318 | 45.3 | 25:47.757 |
| 10 | 2:19.805 | 46.531 | 51.317 | 41.957 | 101.3 | 28:07.562 |
| 11 | 1:53.445 | 30.886 | 41.301 | 41.258 | 124.8 | 30:01.007 |
| 12 | 1:58.225 | 34.776 | 42.325 | 41.124 | 119.8 | 31:59.232 |
| 13 | 1:52.573 | 30.505 | 41.098 | 40.970 | 125.8 | 33:51.805 |
| 14 | 1:52.047 | 30.324 | 40.988 | 40.735 | 126.4 | 35:43.852 |
| 15 | 1:52.050 | 30.439 | 40.912 | 40.699 | 126.4 | 37:35.902 |
| 16 | 1:52.165 | 30.251 | 41.097 | 40.817 | 126.2 | 39:28.067 |
| 17 | 1:51.835 | 30.182 | 40.993 | 40.660 | 126.6 | 41:19.902 |

98 MIKA SIEBDRATH GER
CUNA DE CAMPEONES MIR RACING

| | | | | | | |
|----|------------|----------|--------|----------|-------|-----------|
| 1 | 2:46.125 | 1:15.576 | 45.407 | 45.142 | 85.2 | 2:46.125 |
| 2 | 3:48.405 B | 33.633 | | | 62.0 | 6:34.530 |
| 3 | 2:15.206 | 44.092 | 46.200 | 44.914 | 104.7 | 8:49.736 |
| 4 | 1:59.673 | 32.465 | 43.772 | 43.436 | 118.3 | 10:49.409 |
| 5 | 1:59.127 | 32.129 | 43.366 | 43.632 | 118.9 | 12:48.536 |
| 6 | 1:58.613 | 32.208 | 43.269 | 43.136 | 119.4 | 14:47.149 |
| 7 | 1:58.215 | 31.930 | 43.287 | 42.998 | 119.8 | 16:45.364 |
| 8 | 1:59.613 | 32.304 | 43.968 | 43.341 | 118.4 | 18:44.977 |
| 9 | 1:58.458 | 32.164 | 43.098 | 43.196 | 119.5 | 20:43.435 |
| 10 | 1:58.222 | 32.117 | 42.863 | 43.242 | 119.8 | 22:41.657 |
| 11 | 1:58.123 | 32.005 | 42.945 | 43.173 | 119.9 | 24:39.780 |
| 12 | 1:57.894 | 32.057 | 42.987 | 42.850 | 120.1 | 26:37.674 |
| 13 | 1:57.716 | 32.007 | 42.831 | 42.878 | 120.3 | 28:35.390 |
| 14 | 4:10.697 B | 32.234 | 43.519 | 2:54.944 | 56.5 | 32:46.087 |
| 15 | 2:08.227 | 38.406 | 44.359 | 45.462 | 110.4 | 34:54.314 |
| 16 | 1:57.948 | 32.029 | 42.757 | 43.162 | 120.0 | 36:52.262 |
| 17 | 2:07.540 | 37.826 | 45.746 | 43.968 | 111.0 | 38:59.802 |
| 18 | 1:59.575 | 31.832 | 43.686 | 44.057 | 118.4 | 40:59.377 |



ESBK
PreMoto3/Promo3
LIBRES 1
Informe meteorológico



Estado de pista: **SECO**