

PreMoto3/Promo3

ESBK

CARRERA 2 (13 Vlt., 51,1 km.)

Clasificación

Nº	Piloto	Nac	Equipo	Moto	Neum. Cl.	Vlts.	Tiempo Total	Dif.	Km/h	Mejor Vuelta	
										Vlt.	Tiempo Km/h
1	8 MARCO GARCIA	ESP	IGAXTEAM	BEON	DUNLOP PreMoto3	13	24:18.208	-	126.2	13	1:51.283 127.2
2	34 EITAN G. GRAS	URY	AUSTIN RACING VHC LIQUI MOLY	BEON	DUNLOP PreMoto3	13	24:18.255	+0.047	126.2	6	1:50.692 127.9
3	16 ALVARO FUERTES	ESP	FUERTES TEAM	BEON	DUNLOP PreMoto3	13	24:18.362	+0.154	126.2	13	1:50.927 127.6
4	14 EDUARDO GUTIERREZ	ESP	QRG MOTOR RACING	BEON	DUNLOP PreMoto3	13	24:18.596	+0.388	126.2	6	1:50.894 127.7
5	94 MARC AGUILAR	ESP	QRG MOTOR RACING	BEON	DUNLOP PreMoto3	13	24:19.486	+1.278	126.1	7	1:51.007 127.5
6	58 JOSE L. ARMARIO	ESP	GM FUEL-VRC TEAM	MIR RACING	DUNLOP PreMoto3	13	24:19.810	+1.602	126.1	8	1:50.195 128.5
7	73 NUNO G. RIBEIRO	PRT	LOUSAESTRADAS	BEON	DUNLOP PreMoto3	13	24:22.500	+4.292	125.9	5	1:51.209 127.3
8	57 RUBEN ROMERO	ESP	ILUSION TEAM	BEON	DUNLOP PreMoto3	13	24:30.909	+12.701	125.1	3	1:51.708 126.7
9	41 YVONNE CERPA	ESP	IGAXTEAM	BEON	DUNLOP PreMoto3	13	24:32.394	+14.186	125.0	13	1:51.436 127.1
10	54 JESUS RIOS	ESP	MRE TALENT	CORSE	DUNLOP Promo3	13	24:49.017	+30.809	123.6	11	1:53.380 124.9
11	35 ADRIAN COVARRUBIAS	ESP	PM MOTORSPORT		DUNLOP Promo3	13	24:49.141	+30.933	123.6	11	1:53.376 124.9
12	7 XAVI VIDAL	ESP	CUNA DE CAMPEONES		DUNLOP Promo3	13	24:50.134	+31.926	123.5	11	1:53.405 124.9
13	49 XAVIER MARTINEZ	ESP	CUNA DE CAMPEONES	MIR RACING	DUNLOP Promo3	13	24:59.674	+41.466	122.7	2	1:54.133 124.1
14	44 MARK PEREZ	ESP	CUNA DE CAMPEONES		DUNLOP Promo3	13	24:59.770	+41.562	122.7	13	1:53.796 124.4
15	22 BEN R. AUSTIN	GBR	AUSTIN RACING VHC LIQUI MOLY	BEON	DUNLOP PreMoto3	13	25:01.978	+43.770	122.5	2	1:54.519 123.6
16	15 MARTIM M. RAMOS	PRT	CUNA DE CAMPEONES	MIR RACING	DUNLOP Promo3	13	25:17.530	+59.322	121.3	7	1:55.589 122.5
17	24 JAYANT CHOTE	NLD	CUNA DE CAMPEONES	MIR RACING	DUNLOP Promo3	13	25:18.978	+1:00.770	121.2	3	1:55.312 122.8
18	9 ELLIOT KASSIGIAN	FRA	CUNA DE CAMPEONES	MIR RACING	DUNLOP Promo3	13	25:29.882	+1:11.674	120.3	13	1:55.806 122.3
19	37 MONTAGUE J. AMER	GBR	AUSTIN RACING VHC LIQUI MOLY	BEON	DUNLOP Promo3	13	25:33.625	+1:15.417	120.0	12	1:56.636 121.4
20	25 KYLE PAYNE	GBR	CUNA DE CAMPEONES	MIR RACING	DUNLOP Promo3	13	25:33.647	+1:15.439	120.0	9	1:56.626 121.4
21	98 MIKA SIEBDRATH	DEU	CUNA DE CAMPEONES	MIR RACING	DUNLOP Promo3	13	25:42.142	+1:23.934	119.4	10	1:56.859 121.2
Retirados											
18	PABLO OLIVARES	ESP	GM FUEL-VRC TEAM	MIR RACING	DUNLOP PreMoto3	5	9:27.075			2	1:51.347 127.2

Pole:	MARCO GARCIA	1:50.950	127.6 Km/h
Vuelta rápida:	Vlt.8 JOSE L. ARMARIO	1:50.195	128.5 Km/h

#73 3 SEG PENALIZACIÓN LIMITES DE PISTA - NO CUMPLIR LONG LAP PENALTY

Hora de publicación:

Estado de pista: **SECO**

Director de Carrera: Máximo Guerrero	Jefe de Cronometraje: Juan Carlos Jodra 548713-GU
--	--



PreMoto3/Promo3

ESBK

CARRERA 2 (13 Vlt., 51,1 km.)

Clasificación por Clase

NºPiloto	Nac	Equipo	Moto	Vlts.	Tiempo Total	Dif. Km/h	Mejor Vuelta	
							Vlt.	Tiempo Km/h
PreMoto3								
1	8 MARCO GARCIA	ESP IGAXTEAM	BEON	13	24:18.208	126.2	13	1:51.283 127.2
2	34 EITAN G. GRAS	URY AUSTIN RACING VHC LIQUI MOLY	BEON	13	24:18.255	+0.047 126.2	6	1:50.692 127.9
3	16 ALVARO FUERTES	ESP FUERTES TEAM	BEON	13	24:18.362	+0.154 126.2	13	1:50.927 127.6
4	14 EDUARDO GUTIERREZ	ESP QRG MOTOR RACING	BEON	13	24:18.596	+0.388 126.2	6	1:50.894 127.7
5	94 MARC AGUILAR	ESP QRG MOTOR RACING	BEON	13	24:19.486	+1.278 126.1	7	1:51.007 127.5
6	58 JOSE L. ARMARIO	ESP GM FUEL-VRC TEAM	MIR RACING	13	24:19.810	+1.602 126.1	8	1:50.195 128.5
7	73 NUNO G. RIBEIRO	PRT LOUSAESTRADAS	BEON	13	24:22.500	+4.292 125.9	5	1:51.209 127.3
8	57 RUBEN ROMERO	ESP ILUSION TEAM	BEON	13	24:30.909	+12.701 125.1	3	1:51.708 126.7
9	41 YVONNE CERPA	ESP IGAXTEAM	BEON	13	24:32.394	+14.186 125.0	13	1:51.436 127.1
10	22 BEN R. AUSTIN	GBR AUSTIN RACING VHC LIQUI MOLY	BEON	13	25:01.978	+43.770 122.5	2	1:54.519 123.6
Retirados								
18	PABLO OLIVARES	ESP GM FUEL-VRC TEAM	MIR RACING	5	9:27.075	8 Vlt.	2	1:51.347 127.2
Promo3								
1	54 JESUS RIOS	ESP MRE TALENT	CORSE	13	24:49.017	123.6	11	1:53.380 124.9
2	35 ADRIAN COVARRUBIAS	ESP PM MOTORSPORT		13	24:49.141	+0.124 123.6	11	1:53.376 124.9
3	7 XAVI VIDAL	ESP CUNA DE CAMPEONES		13	24:50.134	+1.117 123.5	11	1:53.405 124.9
4	49 XAVIER MARTINEZ	ESP CUNA DE CAMPEONES	MIR RACING	13	24:59.674	+10.657 122.7	2	1:54.133 124.1
5	44 MARK PEREZ	ESP CUNA DE CAMPEONES		13	24:59.770	+10.753 122.7	13	1:53.796 124.4
6	15 MARTIM M. RAMOS	PRT CUNA DE CAMPEONES	MIR RACING	13	25:17.530	+28.513 121.3	7	1:55.589 122.5
7	24 JAYANT CHOTE	NLD CUNA DE CAMPEONES	MIR RACING	13	25:18.978	+29.961 121.2	3	1:55.312 122.8
8	9 ELLIOT KASSIGIAN	FRA CUNA DE CAMPEONES	MIR RACING	13	25:29.882	+40.865 120.3	13	1:55.806 122.3
9	37 MONTAGUE J. AMER	GBR AUSTIN RACING VHC LIQUI MOLY	BEON	13	25:33.625	+44.608 120.0	12	1:56.636 121.4
10	25 KYLE PAYNE	GBR CUNA DE CAMPEONES	MIR RACING	13	25:33.647	+44.630 120.0	9	1:56.626 121.4
11	98 MIKA SIEBDRATH	DEU CUNA DE CAMPEONES	MIR RACING	13	25:42.142	+53.125 119.4	10	1:56.859 121.2

#73 3 SEG PENALIZACIÓN LIMITES DE PISTA - NO CUMPLIR LONG LAP PENALTY

Hora de publicación:

Estado de pista: **SECO**


Director de Carrera: Máximo Guerrero	Jefe de Cronometraje: Juan Carlos Jodra 548713-GU
--	--



PreMoto3/Promo3
ESBK
CARRERA 2

Planing

Nº	Pos	Parrilla	Vit.												
			1	2	3	4	5	6	7	8	9	10	11	12	13
8	1	8	8	18	18	16	16	16	8	8	73	73	73	8	8
14	2	14	14	8	8	8	8	8	16	73	8	34	34	34	34
16	3	16	18	16	16	18	73	73	73	16	16	8	8	73	16
18	4	18	16	14	14	14	14	14	14	14	34	16	16	16	14
94	5	94	73	73	73	73	34	34	34	34	94	14	14	14	94
41	6	41	94	94	94	34	94	94	94	94	14	94	94	94	73
54	7	54	34	34	34	94	57	57	58	58	58	58	58	58	58
7	8	7	57	57	57	57	58	58	57	57	57	57	57	57	57
57	9	57	58	58	58	58	18	41	41	41	41	41	41	41	41
58	10	58	54	54	7	7	54	54	54	7	7	7	7	7	54
73	11	73	7	7	54	54	35	35	7	54	54	54	54	54	35
34	12	34	35	35	35	35	41	7	35	35	35	35	35	35	7
35	13	35	22	22	22	41	7	49	49	49	49	49	49	49	49
49	14	49	49	49	49	22	49	44	22	22	22	22	44	44	44
24	15	24	44	44	41	49	22	22	44	44	44	44	22	22	22
98	16	98	15	41	44	44	44	24	24	15	15	15	15	15	15
22	17	22	24	15	24	24	24	15	15	24	24	24	24	24	24
44	18	44	98	24	15	15	15	9	9	9	9	9	9	9	9
15	19	15	9	9	9	9	9	98	98	37	37	37	25	25	37
9	20	9	41	98	98	98	98	37	37	98	25	25	98	37	25
25	21	25	37	37	37	37	25	25	25	98	98	37	98	98	98
37	22	37	25	25	25	25	37								



PreMoto3/Promo3

ESBK CARRERA 2

Mejores tiempos de sector

Sector 1			Sector 2			Sector 3			Pos	Nº Piloto	Vuelta Ideal	Mejor Vuelta
Pos	Nº Piloto	Tiempo	Nº Piloto	Tiempo	Nº Piloto	Tiempo	Pos	Nº Piloto				
1	58 J.ARMARIO	29.692	16 A.FUERTES	40.235	14 E.GUTIERREZ	40.166	1	58 J.ARMARIO	1:50.195	1:50.195	(1)	
2	34 E.GRAS	29.817	58 J.ARMARIO	40.318	58 J.ARMARIO	40.185	2	14 E.GUTIERREZ	1:50.683	1:50.894	(3)	
3	18 P.OLIVARES	29.888	8 M.GARCIA	40.403	34 E.GRAS	40.267	3	34 E.GRAS	1:50.692	1:50.692	(2)	
4	94 M.AGUILAR	29.934	14 E.GUTIERREZ	40.498	94 M.AGUILAR	40.351	4	16 A.FUERTES	1:50.707	1:50.927	(4)	
5	16 A.FUERTES	29.994	73 N.RIBEIRO	40.564	73 N.RIBEIRO	40.373	5	94 M.AGUILAR	1:50.912	1:51.007	(5)	
6	73 N.RIBEIRO	30.016	34 E.GRAS	40.608	41 Y.CERPA	40.463	6	73 N.RIBEIRO	1:50.953	1:51.209	(6)	
7	14 E.GUTIERREZ	30.019	41 Y.CERPA	40.623	16 A.FUERTES	40.478	7	8 M.GARCIA	1:50.998	1:51.283	(7)	
8	8 M.GARCIA	30.087	94 M.AGUILAR	40.627	8 M.GARCIA	40.508	8	18 P.OLIVARES	1:51.148	1:51.347	(8)	
9	57 R.ROMERO	30.118	18 P.OLIVARES	40.640	57 R.ROMERO	40.619	9	41 Y.CERPA	1:51.332	1:51.436	(9)	
10	41 Y.CERPA	30.246	54 J.RIOS	40.675	18 P.OLIVARES	40.620	10	57 R.ROMERO	1:51.502	1:51.708	(10)	
11	22 B.AUSTIN	30.655	7 X.VIDAL	40.704	35 A.COVARRUBIAS	41.355	11	35 A.COVARRUBIAS	1:52.938	1:53.376	(11)	
12	54 J.RIOS	30.807	35 A.COVARRUBIAS	40.752	44 M.PEREZ	41.458	12	54 J.RIOS	1:52.975	1:53.380	(12)	
13	7 X.VIDAL	30.831	57 R.ROMERO	40.765	7 X.VIDAL	41.466	13	7 X.VIDAL	1:53.001	1:53.405	(13)	
14	35 A.COVARRUBIAS	30.831	44 M.PEREZ	41.178	54 J.RIOS	41.493	14	44 M.PEREZ	1:53.686	1:53.796	(14)	
15	49 X.MARTINEZ	30.923	49 X.MARTINEZ	41.395	49 X.MARTINEZ	41.766	15	49 X.MARTINEZ	1:54.084	1:54.133	(15)	
16	44 M.PEREZ	31.050	15 M.RAMOS	41.500	22 B.AUSTIN	41.803	16	22 B.AUSTIN	1:54.106	1:54.519	(16)	
17	24 J.CHOTE	31.311	9 E.KASSIGIAN	41.579	24 J.CHOTE	42.065	17	24 J.CHOTE	1:55.082	1:55.312	(17)	
18	98 M.SIEBDRATH	31.427	22 B.AUSTIN	41.648	15 M.RAMOS	42.131	18	15 M.RAMOS	1:55.108	1:55.589	(18)	
19	15 M.RAMOS	31.477	24 J.CHOTE	41.706	37 M.AMER	42.432	19	9 E.KASSIGIAN	1:55.590	1:55.806	(19)	
20	37 M.AMER	31.575	37 M.AMER	42.255	9 E.KASSIGIAN	42.435	20	37 M.AMER	1:56.262	1:56.636	(21)	
21	9 E.KASSIGIAN	31.576	25 K.PAYNE	42.263	25 K.PAYNE	42.539	21	25 K.PAYNE	1:56.481	1:56.626	(20)	
22	25 K.PAYNE	31.679	98 M.SIEBDRATH	42.271	98 M.SIEBDRATH	42.785	22	98 M.SIEBDRATH	1:56.483	1:56.859	(22)	



PreMoto3/Promo3

ESBK

Después de CARRERA 2

Velocidad máxima del evento

Nº Piloto	Equipo	Moto	Clase	V.Max	Vit.	Sesión
73 NUNO G. RIBEIRO	LOUSAESTRADAS	BEON	PreMoto3	206.5	13	CARRERA 2
34 EITAN G. GRAS	AUSTIN RACING VHC LIQUI MOLY	BEON	PreMoto3	206.1	9	CARRERA 2
94 MARC AGUILAR	QRG MOTOR RACING	BEON	PreMoto3	205.3	9	CARRERA 2
14 EDUARDO GUTIERREZ	QRG MOTOR RACING	BEON	PreMoto3	204.9	12	CARRERA 2
16 ALVARO FUERTES	FUERTES TEAM	BEON	PreMoto3	204.9	13	CARRERA 2
8 MARCO GARCIA	IGAXTEAM	BEON	PreMoto3	204.5	11	CARRERA 2
18 PABLO OLIVARES	GM FUEL-VRC TEAM	MIR RACING	PreMoto3	204.2	2	CARRERA 2
57 RUBEN ROMERO	ILUSION TEAM	BEON	PreMoto3	204.2	7	CARRERA 2
58 JOSE L. ARMARIO	GM FUEL-VRC TEAM	MIR RACING	PreMoto3	204.2	9	CARRERA 2
41 YVONNE CERPA	IGAXTEAM	BEON	PreMoto3	201.5	2	WARM UP
22 BEN R. AUSTIN	AUSTIN RACING VHC LIQUI MOLY	BEON	PreMoto3	200.0	10	LIBRES 1
15 MARTIM M. RAMOS	CUNA DE CAMPEONES	MIR RACING	Promo3	189.5	4	WARM UP
37 MONTAGUE J. AMER	AUSTIN RACING VHC LIQUI MOLY	BEON	Promo3	189.1	8	CARRERA 2
49 XAVIER MARTINEZ	CUNA DE CAMPEONES	MIR RACING	Promo3	189.1	5	WARM UP
44 MARK PEREZ	CUNA DE CAMPEONES		Promo3	188.5	2	WARM UP
25 KYLE PAYNE	CUNA DE CAMPEONES	MIR RACING	Promo3	187.2	8	CARRERA 2
24 JAYANT CHOTE	CUNA DE CAMPEONES	MIR RACING	Promo3	186.9	2	LIBRES 1
35 ADRIAN COVARRUBIAS	PM MOTORSPORT		Promo3	186.2	9	CARRERA 2
7 XAVI VIDAL	CUNA DE CAMPEONES		Promo3	185.2	4	LIBRES 1
54 JESUS RIOS	MRE TALENT	CORSE	Promo3	184.6	4	CARRERA 2
9 ELLIOT KASSIGIAN	CUNA DE CAMPEONES	MIR RACING	Promo3	184.6	4	WARM UP
98 MIKA SIEBDRATH	CUNA DE CAMPEONES	MIR RACING	Promo3	184.3	5	LIBRES 2
11 DAVID GONZALEZ	CUNA DE CAMPEONES	MIR RACING	Promo3	147.9	1	LIBRES 1




PreMoto3/Promo3

ESBK

CARRERA 2

Secuencia de líderes por Clase

Nº	Piloto	Equipo	Moto	Vuelta a	Vuelta Final	Vlts.	Total Vlts.
PreMoto3							
8	MARCO GARCIA	IGAXTEAM	BEON	1	1	1	1
18	PABLO OLIVARES	GM FUEL-VRC TEAM	MIR RACING	2	3	2	2
16	ALVARO FUERTES	FUERTES TEAM	BEON	4	6	3	3
8	MARCO GARCIA	IGAXTEAM	BEON	7	8	2	3
73	NUNO G. RIBEIRO	LOUSAESTRADAS	BEON	9	11	3	3
8	MARCO GARCIA	IGAXTEAM	BEON	12	13	2	5
Promo3							
54	JESUS RIOS	MRE TALENT	CORSE	1	2	2	2
7	XAVI VIDAL	CUNA DE CAMPEONES		3	4	2	2
54	JESUS RIOS	MRE TALENT	CORSE	5	7	3	5
7	XAVI VIDAL	CUNA DE CAMPEONES		8	12	5	7
54	JESUS RIOS	MRE TALENT	CORSE	13	13	1	6




PreMoto3/Promo3

ESBK

CARRERA 2

Secuencia de vueltas rápidas

T. Sesión	Nº Piloto	Equipo	Moto	Clase	Tiempo	Km/h	Vlt.
3:49.230	18 PABLO OLIVARES	GM FUEL-VRC TEAM	MIR RACING	PreMoto3	1:51.347	127.2	2
3:51.141	58 JOSE L. ARMARIO	GM FUEL-VRC TEAM	MIR RACING	PreMoto3	1:51.185	127.3	2
11:16.725	14 EDUARDO GUTIERREZ	QRG MOTOR RACING	BEON	PreMoto3	1:50.894	127.7	6
11:17.033	34 EITAN G. GRAS	AUSTIN RACING VHC LIQUI MOLY	BEON	PreMoto3	1:50.692	127.9	6
15:00.630	58 JOSE L. ARMARIO	GM FUEL-VRC TEAM	MIR RACING	PreMoto3	1:50.195	128.5	8

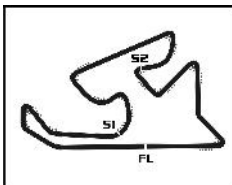


PreMoto3/Promo3 ESBK CARRERA 2

Tiempos por vuelta

Piloto Doblado

Nº	Tiempo	Dif.	Nº	Tiempo	Dif.	Nº	Tiempo	Dif.	Nº	Tiempo	Dif.	Nº	Tiempo	Dif.				
Vlt. 1																		
8	1:57.463	0.000	34	1:51.990	0.874	22	1:55.516	17.256	8	1:51.554		54	1:53.788	25.940				
14	1:57.660	0.197	57	1:51.708	1.234	44	1:54.838	17.766	73	1:51.354	0.031	35	1:53.559	26.044				
18	1:57.883	0.420	58	1:51.520	1.530	24	1:56.251	22.891	16	1:51.726	0.253	49	1:54.975	32.858				
16	1:57.976	0.513	7	1:53.559	7.308	15	1:56.037	23.836	14	1:51.539	0.450	22	1:54.816	33.905				
73	1:58.261	0.798	54	1:53.912	7.509	9	1:57.762	31.144	34	1:51.517	0.538	44	1:54.686	34.289				
94	1:58.497	1.034	35	1:53.743	7.544	98	1:57.546	31.779	94	1:51.320	0.720	15	1:56.333	45.104				
34	1:58.570	1.107	22	1:55.046	10.560	25	1:56.781	32.168	58	1:50.195	1.339	24	1:56.587	49.019				
57	1:58.820	1.357	49	1:54.896	10.619	37	1:57.525	32.200	57	1:52.859	5.509	9	1:56.886	58.321				
58	1:59.956	2.493	41	1:52.711	10.774	Vlt. 6						41	1:51.681	14.001				
54	2:00.218	2.755	44	1:55.235	11.535	16	1:51.508		7	1:53.964	20.997	25	1:57.092	59.273				
7	2:00.875	3.412	24	1:55.312	14.551	8	1:51.383	0.112	54	1:54.189	21.152	98	1:56.859	59.587				
35	2:01.049	3.586	15	1:56.033	15.189	73	1:51.394	0.317	35	1:54.228	21.280	Vlt. 11						
22	2:02.126	4.663	9	1:57.392	19.735	14	1:50.894	0.530	49	1:54.601	26.473	73	1:52.183					
49	2:02.721	5.258	98	1:57.416	20.583	34	1:50.692	0.838	22	1:54.661	27.683	34	1:51.966	0.041				
44	2:02.768	5.305	37	1:57.300	21.375	94	1:51.335	1.489	44	1:54.556	28.193	8	1:51.802	0.167				
15	2:03.487	6.024	25	1:57.843	22.044	57	1:52.771	3.361	15	1:55.629	36.160	16	1:51.752	0.411				
24	2:03.754	6.291	Vlt. 4						58	1:52.548	3.390	24	1:57.501	37.931	14	1:51.657	0.553	
98	2:06.380	8.917	16	1:51.789		41	1:52.330	13.499	9	1:56.864	47.729	94	1:51.673	0.743				
9	2:06.581	9.118	8	1:52.307	0.318	54	1:54.215	15.200	98	1:57.651	48.166	58	1:51.736	1.201				
41	2:06.827	9.364	18	1:52.388	0.350	35	1:54.216	15.290	25	1:57.139	49.024	57	1:53.061	9.288				
37	2:07.001	9.538	14	1:52.290	0.658	7	1:54.255	15.566	Vlt. 9						41	1:51.765	14.342	
25	2:07.432	9.969	73	1:52.148	0.740	49	1:54.866	20.239	73	1:51.641		7	1:53.405	26.889				
Vlt. 2													54	1:53.380	27.137			
18	1:51.347		34	1:51.952	0.788	22	1:55.187	21.445	8	1:51.938	0.266	35	1:53.376	27.237				
8	1:51.844	0.077	94	1:52.217	1.007	22	1:55.819	21.567	16	1:52.047	0.628	49	1:54.872	35.547				
16	1:51.365	0.111	57	1:52.089	1.285	24	1:56.078	27.461	34	1:51.879	0.745	44	1:54.161	36.267				
14	1:51.913	0.343	58	1:51.963	1.455	15	1:55.710	28.038	94	1:51.996	1.044	22	1:55.335	37.057				
73	1:51.508	0.539	7	1:53.824	9.094	9	1:56.960	36.596	14	1:52.323	1.101	15	1:56.368	49.289				
94	1:51.422	0.689	54	1:53.773	9.244	98	1:57.006	37.277	14	1:52.323	1.101	24	1:55.996	52.832				
34	1:51.445	0.785	35	1:53.876	9.382	37	1:57.215	37.907	58	1:51.819	1.486	9	1:56.382	1:02.520				
57	1:51.837	1.427	41	1:52.900	11.636	25	1:57.363	38.023	57	1:52.945	6.782	25	1:56.888	1:03.978				
58	1:51.185	1.911	22	1:54.736	13.258	Vlt. 7						41	1:51.952	14.281				
54	1:54.510	5.498	49	1:54.838	13.419	8	1:51.430		7	1:54.608	23.933	98	1:57.352	1:04.756				
7	1:54.005	5.650	44	1:54.949	14.446	16	1:51.623	0.081	54	1:54.469	23.949	37	1:58.020	1:05.086				
35	1:53.883	5.702	24	1:55.645	18.158	73	1:51.456	0.231	35	1:54.674	24.282	Vlt. 12						
22	1:54.519	7.415	15	1:56.166	19.317	14	1:51.477	0.465	49	1:54.879	29.680	8	1:51.815					
49	1:54.133	7.624	9	1:57.203	24.900	34	1:51.279	0.575	22	1:54.875	30.886	34	1:52.106	0.165				
44	1:54.663	8.201	98	1:57.206	25.751	94	1:51.007	0.954	44	1:54.879	31.400	73	1:52.397	0.415				
41	1:52.367	9.964	37	1:56.856	26.193	58	1:50.850	2.698	15	1:56.080	40.568	16	1:52.081	0.510				
15	1:56.800	11.057	25	1:56.899	26.905	57	1:52.385	4.204	24	1:57.970	44.229	14	1:52.152	0.723				
24	1:56.616	11.140	Vlt. 5						41	1:51.917	13.874	9	1:57.175	53.232	94	1:52.244	1.005	
9	1:56.893	14.244	16	1:51.518		54	1:54.859	18.517	37	1:56.786	53.280	58	1:52.158	1.377				
98	1:57.918	15.068	8	1:51.437	0.237	7	1:54.563	18.587	25	1:56.626	53.978	57	1:53.119	10.425				
37	1:58.205	15.976	73	1:51.209	0.431	35	1:54.858	18.606	98	1:57.561	54.525	41	1:51.673	14.033				
25	1:57.900	16.102	14	1:52.004	1.144	49	1:54.729	23.426	Vlt. 10						7	1:53.454	28.361	
Vlt. 3													73	1:51.797		54	1:53.473	28.628
18	1:51.901		94	1:52.173	1.662	22	1:54.551	24.576	34	1:51.310	0.258	35	1:53.479	28.734				
8	1:51.873	0.049	57	1:52.331	2.098	44	1:55.288	25.191	8	1:52.079	0.548	49	1:54.692	38.257				
16	1:52.039	0.249	58	1:52.413	2.350	24	1:56.065	31.984	16	1:52.011	0.842	44	1:54.764	39.049				
14	1:51.964	0.406	18	1:53.556	2.388	15	1:55.589	32.085	14	1:51.775	1.079	22	1:55.101	40.176				
73	1:51.992	0.630	54	1:54.767	12.493	9	1:57.365	42.419	94	1:52.006	1.253	15	1:56.778	54.085				
94	1:52.040	0.828	35	1:54.718	12.582	98	1:57.094	42.829	58	1:51.959	1.648	24	1:55.627	56.477				
Vlt. 8													57	1:53.425	8.410	9	1:56.613	1:07.151
													41	1:52.276	14.760	25	1:57.613	1:09.609
													7	1:53.531	25.667	37	1:56.636	1:09.740



CIRCUITO DE NAVARRA 3.933 m.

PreMoto3/Promo3

ESBK

CARRERA 2

Tiempos por vuelta

Piloto Doblado

Nº	Tiempo	Dif.	Nº	Tiempo	Dif.	Nº	Tiempo	Dif.	Nº	Tiempo	Dif.	Nº	Tiempo	Dif.
98	1:57.005	1:09.779												
Vlt. 13														
8	1:51.283													
34	1:51.165	0.047												
16	1:50.927	0.154												
14	1:50.948	0.388												
94	1:51.556	1.278												
73	1:52.160	1.292												
58	1:51.508	1.602												
57	1:53.559	12.701												
41	1:51.436	14.186												
54	1:53.464	30.809												
35	1:53.482	30.933												
7	1:54.848	31.926												
49	1:54.492	41.466												
44	1:53.796	41.562												
22	1:54.877	43.770												
15	1:56.520	59.322												
24	1:55.576	1:00.770												
9	1:55.806	1:11.674												
37	1:56.960	1:15.417												
25	1:57.113	1:15.439												
98	2:05.438	1:23.934												



PreMoto3/Promo3

ESBK CARRERA 2

Vuelta a vuelta

— Vuelta invalidada ■ Mejor Personal ■ Mejor de la sesión ■ Cruzando por el pit lane

Vlt.	Tiempo	Sector 1	Sector 2	Sector 3	V.Max	T. Sesión	Vlt.	Tiempo	Sector 1	Sector 2	Sector 3	V.Max	T. Sesión	
7	XAVI VIDAL CUNA DE CAMPEONES						ESP	7	1:51.477	30.211	40.743	40.523	204.5	13:08.202
1	2:00.875	37.696	41.465	41.714	159.1	2:00.875	8	1:51.539	30.245	40.698	40.596	204.2	14:59.741	
2	1:54.005	30.831	41.274	41.900	184.3	3:54.880	9	1:52.323	30.402	40.864	41.057	204.5	16:52.064	
3	1:53.559	30.958	40.890	41.711	182.4	5:48.439	10	1:51.775	30.019	41.132	40.624	204.5	18:43.839	
4	1:53.824	31.114	41.099	41.611	180.6	7:42.263	11	1:51.657	30.019	41.019	40.619	204.2	20:35.496	
5	1:55.243	32.504	41.126	41.613	180.9	9:37.506	12	1:52.152	30.206	41.304	40.642	204.9	22:27.648	
6	1:54.255	31.597	41.182	41.476	178.2	11:31.761	13	1:50.948	30.227	40.555	40.166	203.8	24:18.596	
7	1:54.563	31.441	41.354	41.768	177.9	13:26.324	15 MARTIM M. RAMOS CUNA DE CAMPEONES						PRT	
8	1:53.964	30.947	41.365	41.652	184.3	15:20.288							MIR RACING	
9	1:54.608	31.036	41.555	42.017	183.4	17:14.896	1	2:03.487	38.843	42.181	42.463	163.9	2:03.487	
10	1:53.531	31.121	40.873	41.537	182.4	19:08.427	2	1:56.800	31.494	41.500	43.806	183.1	4:00.287	
11	1:53.405	31.151	40.704	41.550	182.1	21:01.832	3	1:56.033	31.768	41.826	42.439	181.8	5:56.320	
12	1:53.454	31.021	40.967	41.466	181.8	22:55.286	4	1:56.166	31.659	42.108	42.399	180.9	7:52.486	
13	1:54.848	30.957	41.067	42.824	182.7	24:50.134	5	1:56.037	31.691	41.937	42.409	180.6	9:48.523	
8 MARCO GARCIA IGAXTEAM							ESP	6	1:55.710	31.477	41.872	42.361	181.2	11:44.233
							BEON	7	1:55.589	31.663	41.795	42.131	185.2	13:39.822
1	1:57.463	35.774	40.813	40.876	169.3	1:57.463	8	1:55.629	31.568	41.665	42.396	182.4	15:35.451	
2	1:51.844	30.140	40.604	41.100	196.0	3:49.307	9	1:56.080	31.778	41.829	42.473	180.6	17:31.531	
3	1:51.873	30.450	40.722	40.701	191.8	5:41.180	10	1:56.333	31.890	42.008	42.435	180.3	19:27.864	
4	1:52.307	30.183	41.104	41.020	196.0	7:33.487	11	1:56.368	31.849	41.893	42.626	180.0	21:24.232	
5	1:51.437	30.293	40.557	40.587	200.4	9:24.924	12	1:56.778	32.030	42.219	42.529	179.7	23:21.010	
6	1:51.383	30.167	40.708	40.508	198.9	11:16.307	13	1:56.520	31.903	42.071	42.546	180.3	25:17.530	
7	1:51.430	30.088	40.672	40.670	201.9	13:07.737	16 ALVARO FUERTES FUERTES TEAM						ESP	
8	1:51.554	30.206	40.717	40.631	199.6	14:59.291							BEON	
9	1:51.938	30.284	40.862	40.792	198.2	16:51.229	1	1:57.976	36.052	41.030	40.894	170.1	1:57.976	
10	1:52.079	30.316	41.136	40.627	201.5	18:43.308	2	1:51.365	30.004	40.615	40.746	204.5	3:49.341	
11	1:51.802	30.190	41.067	40.545	204.5	20:35.110	3	1:52.039	30.487	40.813	40.739	191.5	5:41.380	
12	1:51.815	30.087	41.075	40.653	200.4	22:26.925	4	1:51.789	30.255	40.838	40.696	197.8	7:33.169	
13	1:51.283	30.309	40.403	40.571	197.8	24:18.208	5	1:51.518	30.139	40.739	40.640	192.5	9:24.687	
9 ELLIOT KASSIGIAN CUNA DE CAMPEONES							FRA	6	1:51.508	30.276	40.488	40.744	193.5	11:16.195
							MIR RACING	7	1:51.623	30.322	40.695	40.606	196.4	13:07.818
1	2:06.581	40.073	42.983	43.525	166.4	2:06.581	8	1:51.726	30.405	40.730	40.591	195.3	14:59.544	
2	1:56.893	31.576	42.192	43.125	184.3	4:03.474	9	1:52.047	30.147	40.920	40.980	204.5	16:51.591	
3	1:57.392	31.767	42.278	43.347	180.0	6:00.866	10	1:52.011	30.222	41.145	40.644	201.9	18:43.602	
4	1:57.203	31.901	42.407	42.895	179.4	7:58.069	11	1:51.752	29.994	41.107	40.651	202.6	20:35.354	
5	1:57.762	32.005	42.820	42.937	180.0	9:55.831	12	1:52.081	30.138	41.260	40.683	201.9	22:27.435	
6	1:56.960	31.754	42.195	43.011	180.9	11:52.791	13	1:50.927	30.214	40.235	40.478	204.9	24:18.362	
7	1:57.365	32.286	42.016	43.063	182.4	13:50.156	18 PABLO OLIVARES GM FUEL-VRC TEAM						ESP	
8	1:56.864	32.011	42.065	42.788	182.7	15:47.020							MIR RACING	
9	1:57.175	31.886	42.443	42.846	182.4	17:44.195	1	1:57.883	36.400	40.863	40.620	172.5	1:57.883	
10	1:56.886	32.377	41.852	42.657	180.6	19:41.081	2	1:51.347	29.888	40.649	40.810	204.2	3:49.230	
11	1:56.382	31.784	41.810	42.788	180.6	21:37.463	3	1:51.901	30.414	40.640	40.847	193.2	5:41.131	
12	1:56.613	32.285	41.579	42.749	181.2	23:34.076	4	1:52.388	30.370	40.701	41.317	194.2	7:33.519	
13	1:55.806	31.691	41.680	42.435	180.0	25:29.882	5	1:53.556	30.301	40.984	42.271	199.6	9:27.075	
14 EDUARDO GUTIERREZ QRG MOTOR RACING							ESP	22 BEN R. AUSTIN AUSTIN RACING VHC LIQUI MOLY						GBR
							BEON							BEON
1	1:57.660	35.904	40.958	40.798	171.4	1:57.660	1	2:02.126	38.037	41.835	42.254	173.9	2:02.126	
2	1:51.913	30.548	40.655	40.710	195.3	3:49.573	2	1:54.519	30.655	41.672	42.192	194.6	3:56.645	
3	1:51.964	30.464	40.821	40.679	199.6	5:41.537	3	1:55.046	30.966	41.648	42.432	192.5	5:51.691	
4	1:52.290	30.352	40.967	40.971	194.6	7:33.827	4	1:54.736	30.987	41.727	42.022	192.2	7:46.427	
5	1:52.004	30.269	40.912	40.823	203.8	9:25.831	5	1:55.516	30.958	42.033	42.525	191.8	9:41.943	
6	1:50.894	30.089	40.498	40.307	202.2	11:16.725	6	1:55.819	31.428	41.925	42.466	194.6	11:37.762	
								7	1:54.551	30.747	41.949	41.855	196.7	13:32.313



PreMoto3/Promo3

ESBK

CARRERA 2

Vuelta a vuelta

CIRCUITO DE NAVARRA 3.933 m.

— Vuelta invalidada

■ Mejor Personal

■ Mejor de la sesión

■ Cruzando por el pit lane

Vlt.	Tiempo	Sector 1	Sector 2	Sector 3	V.Max	T. Sesión	Vlt.	Tiempo	Sector 1	Sector 2	Sector 3	V.Max	T. Sesión
8	1:54.661	30.893	41.965	41.803	196.4	15:26.974	1	2:01.049	37.779	41.602	41.668	162.9	2:01.049
9	1:54.875	30.990	41.933	41.952	195.7	17:21.849	2	1:53.883	31.137	41.022	41.724	184.9	3:54.932
10	1:54.816	31.028	41.895	41.893	195.3	19:16.665	3	1:53.743	31.236	41.036	41.471	175.9	5:48.675
11	1:55.335	30.858	42.503	41.974	194.6	21:12.000	4	1:53.876	31.190	41.258	41.428	177.9	7:42.551
12	1:55.101	31.138	41.982	41.981	196.0	23:07.101	5	1:54.718	31.922	41.064	41.732	183.4	9:37.269
13	1:54.877	30.944	41.831	42.102	196.0	25:01.978	6	1:54.216	31.497	41.198	41.521	177.3	11:31.485
24	JAYANT CHOTE					NLD	7	1:54.858	31.486	41.319	42.053	178.2	13:26.343
	CUNA DE CAMPEONES					MIR RACING	8	1:54.228	31.562	41.208	41.458	183.1	15:20.571
1	2:03.754	39.035	42.229	42.490	158.8	2:03.754	9	1:54.674	31.005	41.590	42.079	186.2	17:15.245
2	1:56.616	31.363	41.865	43.388	183.4	4:00.370	10	1:53.559	31.146	41.058	41.355	184.0	19:08.804
3	1:55.312	31.311	41.828	42.173	185.6	5:55.682	11	1:53.376	31.091	40.886	41.399	182.4	21:02.180
4	1:55.645	31.635	41.853	42.157	178.8	7:51.327	12	1:53.479	30.929	41.158	41.392	183.7	22:55.659
5	1:56.251	31.800	41.770	42.681	177.9	9:47.578	13	1:53.482	30.831	40.752	41.899	184.9	24:49.141
6	1:56.078	31.762	41.775	42.541	177.9	11:43.656	37	MONTAGUE J. AMER					GBR
7	1:56.065	31.971	41.751	42.343	177.9	13:39.721		AUSTIN RACING VHC LIQUI MOLY					BEON
8	1:57.501	31.848	42.035	43.618	180.3	15:37.222	1	2:07.001	39.764	43.365	43.872	168.7	2:07.001
9	1:57.970	32.450	42.948	42.572	168.5	17:35.192	2	1:58.205	31.939	42.461	43.805	186.9	4:05.206
10	1:56.587	32.013	41.985	42.589	175.0	19:31.779	3	1:57.300	32.000	42.281	43.019	184.3	6:02.506
11	1:55.996	32.093	41.706	42.197	175.9	21:27.775	4	1:56.856	31.618	42.557	42.681	185.2	7:59.362
12	1:55.627	31.822	41.720	42.085	179.7	23:23.402	5	1:57.525	31.794	42.516	43.215	185.6	9:56.887
13	1:55.576	31.682	41.829	42.065	179.7	25:18.978	6	1:57.215	32.050	42.467	42.698	185.2	11:54.102
25	KYLE PAYNE					GBR	7	1:56.704	31.579	42.342	42.783	187.5	13:50.806
	CUNA DE CAMPEONES					MIR RACING	8	1:56.651	31.575	42.393	42.683	189.1	15:47.457
1	2:07.432	40.358	43.296	43.778	157.7	2:07.432	9	1:56.786	31.697	42.540	42.549	185.2	17:44.243
2	1:57.900	31.844	42.684	43.372	185.6	4:05.332	10	1:57.766	32.023	42.693	43.050	183.4	19:42.009
3	1:57.843	32.347	42.549	42.947	183.4	6:03.175	11	1:58.020	32.236	42.977	42.807	184.3	21:40.029
4	1:56.899	31.770	42.485	42.644	182.1	8:00.074	12	1:56.636	31.745	42.409	42.482	181.5	23:36.665
5	1:56.781	31.685	42.410	42.686	182.7	9:56.855	13	1:56.960	32.273	42.255	42.432	184.0	25:33.625
6	1:57.363	32.382	42.439	42.542	181.2	11:54.218	41	YVONNE CERPA					ESP
7	1:56.958	31.924	42.495	42.539	185.6	13:51.176		IGAXTEAM					BEON
8	1:57.139	31.864	42.488	42.787	187.2	15:48.315	1	2:06.827	44.211	41.472	41.144	165.1	2:06.827
9	1:56.626	31.679	42.339	42.608	186.9	17:44.941	2	1:52.367	30.417	40.805	41.145	199.3	3:59.194
10	1:57.092	31.861	42.472	42.759	184.3	19:42.033	3	1:52.711	30.591	40.805	41.315	197.8	5:51.905
11	1:56.888	32.076	42.263	42.549	180.9	21:38.921	4	1:52.900	30.619	41.170	41.111	197.1	7:44.805
12	1:57.613	31.798	43.119	42.696	180.9	23:36.534	5	1:52.559	30.503	41.054	41.002	197.1	9:37.364
13	1:57.113	32.158	42.380	42.575	179.7	25:33.647	6	1:52.330	30.531	41.033	40.766	196.7	11:29.694
34	EITAN G. GRAS					URY	7	1:51.917	30.430	40.862	40.625	198.5	13:21.611
	AUSTIN RACING VHC LIQUI MOLY					BEON	8	1:51.681	30.397	40.623	40.661	199.6	15:13.292
1	1:58.570	36.713	41.147	40.710	175.3	1:58.570	9	1:51.952	30.354	40.767	40.831	198.5	17:05.244
2	1:51.445	30.152	40.776	40.517	204.2	3:50.015	10	1:52.276	30.364	40.693	41.219	198.2	18:57.520
3	1:51.990	30.455	40.971	40.564	204.2	5:42.005	11	1:51.765	30.395	40.681	40.689	197.8	20:49.285
4	1:51.952	30.230	40.942	40.780	204.9	7:33.957	12	1:51.673	30.407	40.803	40.463	196.7	22:40.958
5	1:52.384	30.225	41.527	40.632	203.8	9:26.341	13	1:51.436	30.246	40.690	40.500	198.5	24:32.394
6	1:50.692	29.817	40.608	40.267	201.5	11:17.033	44	MARK PEREZ					ESP
7	1:51.279	30.015	40.877	40.387	203.8	13:08.312		CUNA DE CAMPEONES					
8	1:51.517	30.284	40.745	40.488	204.2	14:59.829	1	2:02.768	38.216	42.012	42.540	161.9	2:02.768
9	1:51.879	30.011	40.935	40.933	206.1	16:51.708	2	1:54.663	31.123	41.454	42.086	182.7	3:57.431
10	1:51.310	30.013	40.857	40.440	203.4	18:43.018	3	1:55.235	31.266	41.582	42.387	182.7	5:52.666
11	1:51.966	30.370	40.976	40.620	199.3	20:34.984	4	1:54.949	31.311	41.828	41.810	182.1	7:47.615
12	1:52.106	30.388	41.059	40.659	196.4	22:27.090	5	1:54.838	31.249	41.633	41.956	182.4	9:42.453
13	1:51.165	30.001	40.698	40.466	203.0	24:18.255	6	1:55.187	31.239	41.836	42.112	185.6	11:37.640
35	ADRIAN COVARRUBIAS					ESP	7	1:55.288	31.210	41.817	42.261	183.7	13:32.928
	PM MOTORSPORT						8	1:54.556	31.248	41.425	41.883	185.6	15:27.484
							9	1:54.879	31.231	41.621	42.027	184.9	17:22.363



PreMoto3/Promo3

ESBK CARRERA 2

Vuelta a vuelta

— Vuelta invalidada

■ Mejor Personal

■ Mejor de la sesión

■ Cruzando por el pit lane

Vlt.	Tiempo	Sector 1	Sector 2	Sector 3	V.Max	T. Sesión	Vlt.	Tiempo	Sector 1	Sector 2	Sector 3	V.Max	T. Sesión
10	1:54.686	31.256	41.458	41.972	184.3	19:17.049	3	1:51.520	30.085	40.819	40.616	200.7	5:42.661
11	1:54.161	31.050	41.604	41.507	185.2	21:11.210	4	1:51.963	30.238	40.987	40.738	199.3	7:34.624
12	1:54.764	31.155	42.058	41.551	182.7	23:05.974	5	1:52.413	30.430	41.246	40.737	200.4	9:27.037
13	1:53.796	31.160	41.178	41.458	182.1	24:59.770	6	1:52.548	30.540	41.252	40.756	199.6	11:19.585

49 XAVIER MARTINEZ ESP						
CUNA DE CAMPEONES MIR RACING						
1	2:02.721	38.546	41.997	42.178	160.7	2:02.721
2	1:54.133	30.945	41.395	41.793	184.9	3:56.854
3	1:54.896	30.923	41.681	42.292	185.6	5:51.750
4	1:54.838	31.237	41.697	41.904	181.8	7:46.588
5	1:54.980	31.075	41.789	42.116	184.3	9:41.568
6	1:54.866	31.498	41.602	41.766	183.7	11:36.434
7	1:54.729	31.214	41.592	41.923	184.6	13:31.163
8	1:54.601	31.322	41.483	41.796	185.6	15:25.764
9	1:54.879	31.221	41.666	41.992	185.2	17:20.643
10	1:54.975	31.220	41.776	41.979	184.0	19:15.618
11	1:54.872	31.376	41.624	41.872	184.0	21:10.490
12	1:54.692	31.281	41.575	41.836	183.1	23:05.182
13	1:54.492	31.173	41.514	41.805	182.7	24:59.674

54 JESUS RIOS ESP						
MRE TALENT CORSE						
1	2:00.218	37.038	41.389	41.791	160.0	2:00.218
2	1:54.510	31.155	41.250	42.105	180.6	3:54.728
3	1:53.912	31.318	40.903	41.691	174.8	5:48.640
4	1:53.773	31.146	41.134	41.493	184.6	7:42.413
5	1:54.767	31.353	41.326	42.088	181.8	9:37.180
6	1:54.215	31.405	41.113	41.697	176.8	11:31.395
7	1:54.859	31.461	41.102	42.296	179.1	13:26.254
8	1:54.189	31.488	41.019	41.682	178.2	15:20.443
9	1:54.469	31.053	41.179	42.237	184.6	17:14.912
10	1:53.788	31.325	40.957	41.506	182.4	19:08.700
11	1:53.380	31.068	40.750	41.562	184.0	21:02.080
12	1:53.473	30.873	41.070	41.530	184.0	22:55.553
13	1:53.464	30.807	40.675	41.982	184.6	24:49.017

57 RUBEN ROMERO ESP						
ILUSION TEAM BEON						
1	1:58.820	36.826	41.320	40.674	170.3	1:58.820
2	1:51.837	30.118	40.765	40.954	199.3	3:50.657
3	1:51.708	30.314	40.775	40.619	198.2	5:42.365
4	1:52.089	30.275	40.974	40.840	200.0	7:34.454
5	1:52.331	30.368	41.227	40.736	199.3	9:26.785
6	1:52.771	30.664	41.260	40.847	196.4	11:19.556
7	1:52.385	30.578	41.169	40.638	204.2	13:11.941
8	1:52.859	30.753	41.178	40.928	197.8	15:04.800
9	1:52.945	31.000	41.127	40.818	197.8	16:57.745
10	1:53.425	31.092	41.384	40.949	197.1	18:51.170
11	1:53.061	31.003	41.196	40.862	196.4	20:44.231
12	1:53.119	30.924	41.121	41.074	195.7	22:37.350
13	1:53.559	31.181	41.130	41.248	196.7	24:30.909

58 JOSE L. ARMARIO ESP						
GM FUEL-VRC TEAM MIR RACING						
1	1:59.956	37.225	41.454	41.277	172.8	1:59.956
2	1:51.185	29.867	40.676	40.642	198.9	3:51.141

73 NUNO G. RIBEIRO PRT						
LOUSAESTRADAS BEON						
1	1:58.261	36.543	40.919	40.799	176.2	1:58.261
2	1:51.508	30.179	40.564	40.765	204.2	3:49.769
3	1:51.992	30.469	40.815	40.708	202.6	5:41.761
4	1:52.148	30.353	40.880	40.915	201.1	7:33.909
5	1:51.209	30.016	40.679	40.514	204.9	9:25.118
6	1:51.394	30.260	40.761	40.373	204.2	11:16.512
7	1:51.456	30.253	40.668	40.535	202.6	13:07.968
8	1:51.354	30.177	40.649	40.528	201.9	14:59.322
9	1:51.641	30.157	40.688	40.796	200.7	16:50.963
10	1:51.797	30.442	40.682	40.673	196.4	18:42.760
11	1:52.183	30.531	40.867	40.785	197.4	20:34.943
12	1:52.397	30.338	41.263	40.796	198.9	22:27.340
13	1:52.160	30.277	41.000	40.883	206.5	24:19.500

94 MARC AGUILAR ESP						
QRG MOTOR RACING BEON						
1	1:58.497	36.261	41.448	40.788	171.4	1:58.497
2	1:51.422	30.105	40.644	40.673	203.8	3:49.919
3	1:52.040	30.447	40.924	40.669	202.2	5:41.959
4	1:52.217	30.470	40.956	40.791	199.6	7:34.176
5	1:52.173	30.196	40.888	41.089	204.5	9:26.349
6	1:51.335	30.277	40.707	40.351	199.3	11:17.684
7	1:51.007	29.934	40.627	40.446	201.9	13:08.691
8	1:51.320	30.064	40.833	40.423	204.2	15:00.011
9	1:51.996	30.374	40.921	40.701	205.3	16:52.007
10	1:52.006	30.282	41.117	40.607	199.6	18:44.013
11	1:51.673	30.094	40.927	40.652	203.0	20:35.686
12	1:52.244	30.240	41.020	40.984	203.4	22:27.930
13	1:51.556	30.076	40.893	40.587	203.4	24:19.486

98 MIKA SIEBRATH DEU						
CUNA DE CAMPEONES MIR RACING						
1	2:06.380	39.526	43.242	43.612	160.2	2:06.380
2	1:57.918	32.263	42.364	43.291	177.6	4:04.298
3	1:57.416	31.743	42.388	43.285	177.9	6:01.714
4	1:57.206	31.891	42.340	42.975	178.5	7:58.920
5	1:57.546	31.690	42.715	43.141	178.5	9:56.466
6	1:57.006	31.659	42.433	42.914	179.7	11:53.472
7	1:57.094	31.871	42.346	42.877	180.6	13:50.566
8	1:57.361	31.984	42.592	42.785	181.2	15:47.927
9	1:57.561	31.427	42.581	43.553	183.1	17:45.488
10	1:56.859	31.757	42.301	42.801	182.4	19:42.347
11	1:57.352	32.046	42.332	42.974	184.0	21:39.699



PreMoto3/Promo3

ESBK

CARRERA 2

Vuelta a vuelta

— Vuelta invalidada

■ Mejor Personal

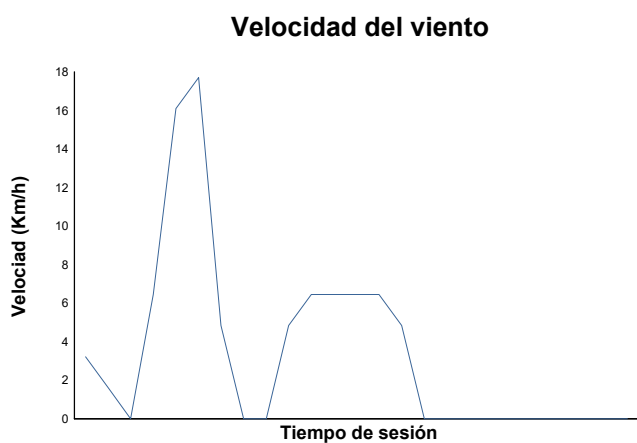
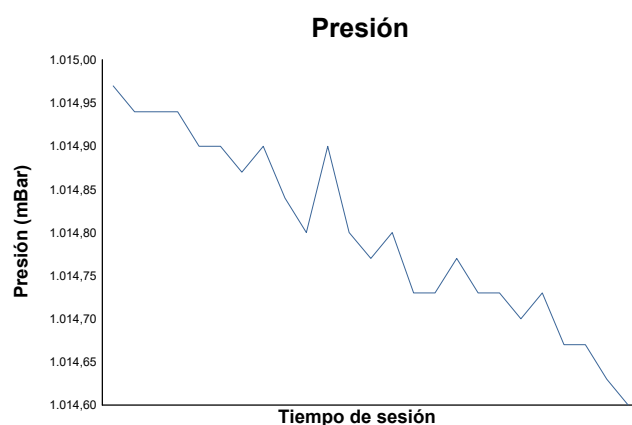
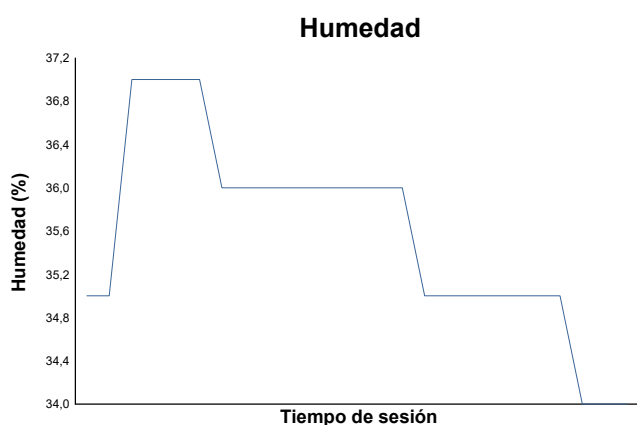
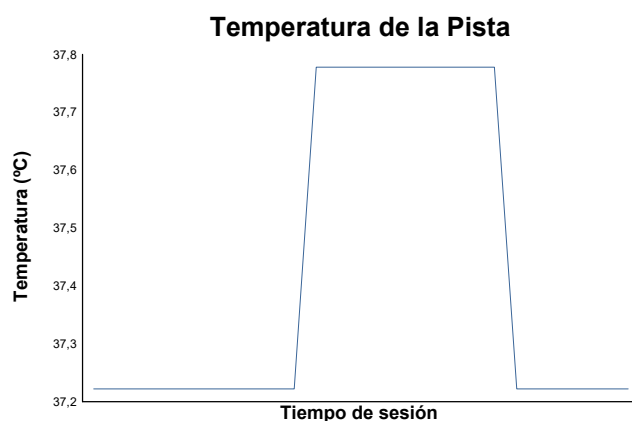
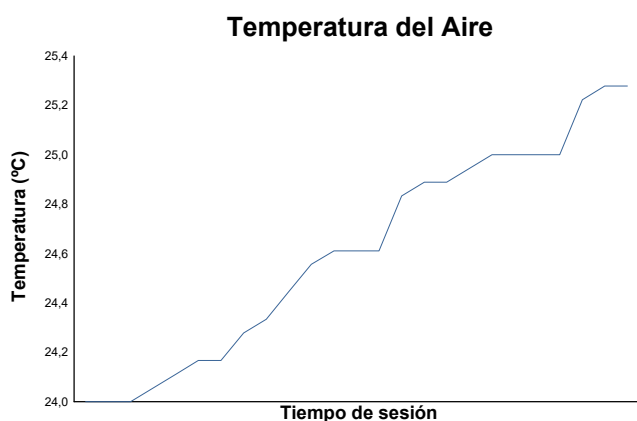
■ Mejor de la sesión

■ Cruzando por el pit lane

Vlt.	Tiempo	Sector 1	Sector 2	Sector 3	V.Max	T. Sesión	Vlt.	Tiempo	Sector 1	Sector 2	Sector 3	V.Max	T. Sesión
12	1:57.005	31.429	42.271	43.305	181.5	23:36.704							
13	2:05.438	32.185	44.620	48.633	180.9	25:42.142							



ESBK
PreMoto3/Promo3
CARRERA 2
Informe meteorológico



Estado de pista: **SECO**