



Moto4
ESBK
LIBRES 2

Clasificación

Nº	Piloto	Nac	Equipo	Moto	Neum. Cl.	Tiempo	Vlt.	Total	Dif.	Km/h
1	45 ALEX LONGARELA	ESP	IGAXTEAM	BEON	DUNLOP	1:57.925	13	13	-	120.1
2	70 IAROSLAV KARPUSHIN	RUS	AUSTIN RACING VHC LIQUI MOLY	CORSE	DUNLOP	1:57.993	14	14	+0.068	120.0
3	7 BEÑAT FERNANDEZ	ESP	AUSTIN RACING VHC LIQUI MOLY	CORSE	DUNLOP	1:58.352	14	15	+0.427	119.6
4	49 IZAN RODRIGUEZ	ESP	ETG RACING	BEON	DUNLOP	1:58.822	8	10	+0.897	119.2
5	48 ANDRES GARCIA	ESP	IGAXTEAM	BEON	DUNLOP	1:58.837	11	14	+0.912	119.1
6	71 CARLOS CANO	ESP	H43 TEAM NOBBY PAKOSTA37	BEON	DUNLOP	1:59.082	8	17	+1.157	118.9
7	8 NIKOLA MIROSLAVOV	BUL	METMOTO RINGRACING16	BEON	DUNLOP	1:59.728	15	17	+1.803	118.3
8	69 FERNANDO BUJOSA	ESP	MIGUEL OLIVEIRA FAN CLUB RACING TEAM	BEON	DUNLOP	1:59.871	11	13	+1.946	118.1
9	17 PEDRO ALOMAR	ESP	IGAXTEAM	BEON	DUNLOP	1:59.919	15	15	+1.994	118.1
10	5 MIGUEL BERNAL	ESP	MRE TALENT	CORSE	DUNLOP	1:59.961	8	18	+2.036	118.0
11	46 ALVARO LUCAS	ESP	MRE TALENT	CORSE	DUNLOP	2:00.175	14	16	+2.250	117.8
12	77 KERMAN D. MARTINEZ	ESP	CUNA DE CAMPEONES	MIR RACING	DUNLOP	2:00.211	12	15	+2.286	117.8
13	33 ENZO HOARAU	FRA	JEG RACING	BEON	DUNLOP	2:00.444	13	17	+2.519	117.6
14	23 MIGUEL RODRIGUEZ	ESP	CUNA DE CAMPEONES	MIR RACING	DUNLOP	2:00.479	14	17	+2.554	117.5
15	26 ALEJANDRA FERNANDEZ	ESP	CUNA DE CAMPEONES	MIR RACING	DUNLOP	2:00.709	5	14	+2.784	117.3
16	10 AFONSO DUARTE	POR	MIGUEL OLIVEIRA FAN CLUB RACING TEAM	BEON	DUNLOP	2:01.058	4	15	+3.133	117.0
17	12 ADRIANO DONOSO	ESP	FIFTY MOTORSPORT		DUNLOP	2:01.534	13	13	+3.609	116.5
18	65 IZAN CURIA	ESP	TEAM CURIA / SEMILLA AZTECA		DUNLOP	2:02.174	13	16	+4.249	115.9
19	72 PIO GABRIEL	FRA	JEG RACING BRS	BEON	DUNLOP	2:02.485	17	17	+4.560	115.6
20	66 JOEL MORA	ESP	QRG MOTOR RACING	BEON	DUNLOP	2:02.995	14	18	+5.070	115.1
21	55 IGNACIO GALAN	ESP	CUNA DE CAMPEONES	MIR RACING	DUNLOP	2:03.483	13	14	+5.558	114.7
No salidos										
84	LORENZO GUYAU	FRA	TECH SOLUTIONS	BEON	DUNLOP					

Vuelta rápida: Vlt. 13 | ALEX LONGARELA | 1:57.925 | 120.1 Km/h

Hora de publicación:

Estado de pista: **SECO**

Director de Carrera:	Jefe de Cronometraje:
----------------------	-----------------------




Clasificación por Clase

Nº Piloto	Nac	Equipo	Moto	Tiempo	Vlt. Total	Dif.	Km/h
-----------	-----	--------	------	--------	------------	------	------

Hora de publicación:

Estado de pista: XXXXXXXXXX


Director de Carrera:	Jefe de Cronometraje:
----------------------	-----------------------



Moto4
ESBK
LIBRES 2

Mejores tiempos de sector

Sector 1			Sector 2		Sector 3		Pos	Nº Piloto	Vuelta Ideal	Mejor Vuelta
Pos	Nº Piloto	Tiempo	Nº Piloto	Tiempo	Nº Piloto	Tiempo				
1	70 I.KARPUSHIN	32.681	70 I.KARPUSHIN	41.988	7 B.FERNANDEZ	42.960	1	70 I.KARPUSHIN	1:57.639	1:57.993 (2)
2	49 I.RODRIGUEZ	32.798	45 A.LONGARELA	42.003	70 I.KARPUSHIN	42.970	2	45 A.LONGARELA	1:57.925	1:57.925 (1)
3	45 A.LONGARELA	32.838	49 I.RODRIGUEZ	42.113	45 A.LONGARELA	43.084	3	7 B.FERNANDEZ	1:57.984	1:58.352 (3)
4	7 B.FERNANDEZ	32.848	7 B.FERNANDEZ	42.176	71 C.CANO	43.145	4	49 I.RODRIGUEZ	1:58.416	1:58.822 (4)
5	48 A.GARCIA	32.914	77 K.MARTINEZ	42.564	48 A.GARCIA	43.341	5	71 C.CANO	1:58.703	1:59.082 (6)
6	33 E.HOARAU	32.964	48 A.GARCIA	42.582	49 I.RODRIGUEZ	43.505	6	48 A.GARCIA	1:58.837	1:58.837 (5)
7	71 C.CANO	32.969	71 C.CANO	42.589	8 N.MIROSLAVOV	43.576	7	17 P.ALOMAR	1:59.307	1:59.919 (9)
8	5 M.BERNAL	32.984	17 P.ALOMAR	42.712	17 P.ALOMAR	43.610	8	5 M.BERNAL	1:59.524	1:59.961 (10)
9	17 P.ALOMAR	32.985	23 M.RODRIGUEZ	42.789	46 A.LUCAS	43.612	9	69 F.BUJOSA	1:59.571	1:59.871 (8)
10	46 A.LUCAS	33.007	5 M.BERNAL	42.821	77 K.MARTINEZ	43.698	10	77 K.MARTINEZ	1:59.571	2:00.211 (12)
11	69 F.BUJOSA	33.017	69 F.BUJOSA	42.824	5 M.BERNAL	43.719	11	46 A.LUCAS	1:59.572	2:00.175 (11)
12	8 N.MIROSLAVOV	33.077	26 A.FERNANDEZ	42.930	69 F.BUJOSA	43.730	12	8 N.MIROSLAVOV	1:59.641	1:59.728 (7)
13	12 A.DONOSO	33.295	46 A.LUCAS	42.953	26 A.FERNANDEZ	43.798	13	33 E.HOARAU	1:59.813	2:00.444 (13)
14	77 K.MARTINEZ	33.309	8 N.MIROSLAVOV	42.988	33 E.HOARAU	43.812	14	26 A.FERNANDEZ	2:00.068	2:00.709 (15)
15	26 A.FERNANDEZ	33.340	33 E.HOARAU	43.037	23 M.RODRIGUEZ	43.839	15	23 M.RODRIGUEZ	2:00.155	2:00.479 (14)
16	10 A.DUARTE	33.346	12 A.DONOSO	43.110	12 A.DONOSO	44.075	16	12 A.DONOSO	2:00.480	2:01.534 (17)
17	23 M.RODRIGUEZ	33.527	10 A.DUARTE	43.255	10 A.DUARTE	44.112	17	10 A.DUARTE	2:00.713	2:01.058 (16)
18	65 I.CURIA	33.556	65 I.CURIA	43.447	65 I.CURIA	44.553	18	65 I.CURIA	2:01.556	2:02.174 (18)
19	72 P.GABRIEL	33.669	72 P.GABRIEL	43.880	55 I.GALAN	44.661	19	72 P.GABRIEL	2:02.283	2:02.485 (19)
20	66 J.MORA	33.824	55 I.GALAN	43.945	72 P.GABRIEL	44.734	20	55 I.GALAN	2:02.554	2:03.483 (21)
21	55 I.GALAN	33.948	66 J.MORA	43.978	66 J.MORA	45.075	21	66 J.MORA	2:02.877	2:02.995 (20)



Moto4
ESBK
Después de LIBRES 2

Velocidad máxima del evento

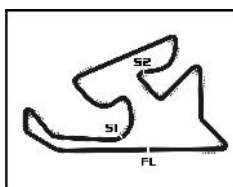
Nº Piloto	Equipo	Moto	Clase	V.Max	Vit.	Sesión
70 IAROSLAV KARPUSHIN	AUSTIN RACING VHC LIQUI MOLY	CORSE		172.5	7	LIBRES 1
17 PEDRO ALOMAR	IGAXTEAM	BEON		171.7	4	LIBRES 1
7 BEÑAT FERNANDEZ	AUSTIN RACING VHC LIQUI MOLY	CORSE		171.7	9	LIBRES 1
10 AFONSO DUARTE	MIGUEL OLIVEIRA FAN CLUB RACING TEAM	BEON		171.4	2	LIBRES 1
48 ANDRES GARCIA	IGAXTEAM	BEON		171.4	4	LIBRES 1
69 FERNANDO BUJOSA	MIGUEL OLIVEIRA FAN CLUB RACING TEAM	BEON		171.4	5	LIBRES 1
45 ALEX LONGARELA	IGAXTEAM	BEON		171.2	6	LIBRES 1
8 NIKOLA MIROSLAVOV	METMOTO RINGRACING16	BEON		170.9	12	LIBRES 1
46 ALVARO LUCAS	MRE TALENT	CORSE		170.1	14	LIBRES 2
49 IZAN RODRIGUEZ	ETG RACING	BEON		169.8	7	LIBRES 2
72 PIO GABRIEL	JEG RACING BRS	BEON		169.8	18	LIBRES 1
5 MIGUEL BERNAL	MRE TALENT	CORSE		169.0	11	LIBRES 1
71 CARLOS CANO	H43 TEAM NOBBY PAKOSTA37	BEON		168.7	7	LIBRES 1
33 ENZO HOARAU	JEG RACING	BEON		168.5	4	LIBRES 1
23 MIGUEL RODRIGUEZ	CUNA DE CAMPEONES	MIR RACING		167.7	9	LIBRES 1
55 IGNACIO GALAN	CUNA DE CAMPEONES	MIR RACING		167.2	5	LIBRES 1
12 ADRIANO DONOSO	FIFTY MOTORSPORT			166.7	13	LIBRES 2
26 ALEJANDRA FERNANDEZ	CUNA DE CAMPEONES	MIR RACING		166.7	15	LIBRES 2
65 IZAN CURIA	TEAM CURIA / SEMILLA AZTECA			166.7	8	LIBRES 1
77 KERMAN D. MARTINEZ	CUNA DE CAMPEONES	MIR RACING		166.7	12	LIBRES 2
66 JOEL MORA	QRG MOTOR RACING	BEON		164.4	14	LIBRES 2



Moto4
ESBK
LIBRES 2

Secuencia de vueltas rápidas

T. Sesión	Nº Piloto	Equipo	Moto	Clase	Tiempo	Km/h	Vlt.
5:38.249	5 MIGUEL BERNAL	MRE TALENT	CORSE		2:01.671	116.4	2
5:38.538	71 CARLOS CANO	H43 TEAM NOBBY PAKOSTA37	BEON		2:01.296	116.7	2
5:54.151	7 BEÑAT FERNANDEZ	AUSTIN RACING VHC LIQUI MOLY	CORSE		1:59.438	118.5	2
7:54.348	70 IAROSLAV KARPUSHIN	AUSTIN RACING VHC LIQUI MOLY	CORSE		1:58.911	119.1	3
9:52.713	70 IAROSLAV KARPUSHIN	AUSTIN RACING VHC LIQUI MOLY	CORSE		1:58.365	119.6	4
38:47.663	45 ALEX LONGARELA	IGAXTEAM	BEON		1:58.318	119.7	12
40:41.766	70 IAROSLAV KARPUSHIN	AUSTIN RACING VHC LIQUI MOLY	CORSE		1:57.993	120.0	14
40:45.588	45 ALEX LONGARELA	IGAXTEAM	BEON		1:57.925	120.1	13



Moto4 ESBK LIBRES 2

Análisis de sectores lentos

■ Mejor Personal							■ Mejor de la sesión							■ Cruzando por el pit lane									
Vlt.	Tiempo	Sector 1	Sector 2	Sector 3	Km/h	T. Sesión	Vlt.	Tiempo	Sector 1	Sector 2	Sector 3	Km/h	T. Sesión	Vlt.	Tiempo	Sector 1	Sector 2	Sector 3	Km/h	T. Sesión			
5	MIGUEL BERNAL						ESP	16	1:59.825	33.177	42.988	43.660	118.2	39:38.304	17	2:00.512	33.565	43.107	43.840	117.5	41:38.816		
	MRE TALENT						CORSE	10	AFONSO DUARTE						POR								
								MIGUEL OLIVEIRA FAN CLUB RACII						BEON									
1	3:36.578				65.4	3:36.578	1	4:04.928			44.286	57.8	4:04.928	1	4:04.928								
2	2:01.671	33.177	43.839	44.655	116.4	5:38.249	2	2:02.067	33.521	44.034	44.512	116.0	6:06.995	2	2:02.067	33.521	44.034	44.512	116.0	6:06.995			
3	2:01.835	33.787	43.340	44.708	116.2	7:40.084	3	2:02.345	33.768	44.103	44.474	115.7	8:09.340	3	2:02.345	33.768	44.103	44.474	115.7	8:09.340			
4	2:00.505	33.705	43.047	43.753	117.5	9:40.589	4	2:01.058	33.389	43.374	44.295	117.0	10:10.398	4	2:01.058	33.389	43.374	44.295	117.0	10:10.398			
5	2:00.740	33.567	42.915	44.258	117.3	11:41.329	5	2:01.647	34.049	43.255	44.343	116.4	12:12.045	5	2:01.647	34.049	43.255	44.343	116.4	12:12.045			
6	2:00.892	33.717	43.071	44.104	117.1	13:42.221	6	11:12.174 B	33.433	47.524	9:51.217	21.1	23:24.219	6	11:12.174 B	33.433	47.524	9:51.217	21.1	23:24.219			
7	2:02.014	33.728	43.100	45.186	116.0	15:44.235	7	2:09.464	38.264	45.905	45.295	109.4	25:33.683	7	2:09.464	38.264	45.905	45.295	109.4	25:33.683			
8	1:59.961	33.090	42.821	44.050	118.0	17:44.196	8	2:01.338	33.346	43.477	44.515	116.7	27:35.021	8	2:01.338	33.346	43.477	44.515	116.7	27:35.021			
9	2:00.612	33.312	42.845	44.455	117.4	19:44.808	9	2:04.151	36.271	43.567	44.313	114.0	29:39.172	9	2:04.151	36.271	43.567	44.313	114.0	29:39.172			
10	2:00.453	33.430	42.923	44.100	117.5	21:45.261	10	2:01.514	33.367	43.646	44.501	116.5	31:40.686	10	2:01.514	33.367	43.646	44.501	116.5	31:40.686			
11	5:30.008 B	39.079	48.691	4:02.238	42.9	27:15.269	11	2:01.275	33.715	43.347	44.213	116.7	33:41.961	11	2:01.275	33.715	43.347	44.213	116.7	33:41.961			
12	2:19.544	46.951	48.510	44.083	101.5	29:34.813	12	2:01.556	33.766	43.485	44.305	116.5	35:43.517	12	2:01.556	33.766	43.485	44.305	116.5	35:43.517			
13	2:00.244	33.220	42.927	44.097	117.8	31:35.057	13	2:01.342	33.719	43.288	44.335	116.7	37:44.859	13	2:01.342	33.719	43.288	44.335	116.7	37:44.859			
14	2:00.598	32.984	43.315	44.299	117.4	33:35.655	14	2:01.114	33.573	43.351	44.190	116.9	39:45.973	14	2:01.114	33.573	43.351	44.190	116.9	39:45.973			
15	2:00.522	33.725	42.992	43.805	117.5	35:36.177	15	2:01.119	33.675	43.332	44.112	116.9	41:47.092	15	2:01.119	33.675	43.332	44.112	116.9	41:47.092			
16	2:00.939	33.537	43.683	43.719	117.1	37:37.116																	
17	2:00.558	33.183	43.115	44.260	117.4	39:37.674																	
18	2:00.567	33.783	42.985	43.799	117.4	41:38.241																	
7	BEÑAT FERNANDEZ						ESP	12	ADRIANO DONOSO						ESP								
	AUSTIN RACING VHC LIQUI MOLY						CORSE		FIFTY MOTORSPORT														
1	3:54.713			43.840	60.3	3:54.713	1	3:44.854				63.0	3:44.854										
2	1:59.438	33.204	42.807	43.427	118.5	5:54.151	2	2:02.639	34.480	43.738	44.421	115.5	5:47.493										
3	1:59.643	33.268	42.931	43.444	118.3	7:53.794	3	2:02.322	34.149	43.651	44.522	115.8	7:49.815										
4	2:00.240	33.216	43.198	43.826	117.8	9:54.034	4	2:02.027	34.842	43.110	44.075	116.0	9:51.842										
5	1:59.315	32.875	42.911	43.529	118.7	11:53.349	5	2:01.710	33.675	43.471	44.564	116.3	11:53.552										
6	2:00.793	33.676	43.406	43.711	117.2	13:54.142	6	2:02.375	33.863	43.963	44.549	115.7	13:55.927										
7	1:59.046	32.906	42.776	43.364	118.9	15:53.188	7	11:05.278 B	34.473	44.601	9:46.204	21.3	25:01.205										
8	1:59.008	32.848	42.664	43.496	119.0	17:52.196	8	2:13.311	43.313	44.999	44.999	106.2	27:14.516										
9	10:50.413 B	33.133	43.220	9:34.060	21.8	28:42.609	9	2:09.140	40.822	43.903	44.415	109.6	29:23.656										
10	2:07.134	39.686	43.629	43.819	111.4	30:49.743	10	2:03.046	34.260	44.167	44.619	115.1	31:26.702										
11	1:58.388	33.127	42.301	42.960	119.6	32:48.131	11	2:07.849	36.884	45.875	45.090	110.7	33:34.551										
12	2:02.043	35.228	42.422	44.393	116.0	34:50.174	12	2:02.555	34.336	43.725	44.494	115.5	35:37.106										
13	2:00.661	32.994	42.400	45.267	117.3	36:50.835	13	2:01.534	33.295	43.796	44.443	116.5	37:38.640										
14	1:58.352	33.099	42.176	43.077	119.6	38:49.187																	
15	1:59.698	32.855	43.399	43.444	118.3	40:48.885																	
8	NIKOLA MIROSLAVOV						BUL	17	PEDRO ALOMAR						ESP								
	METMOTO RINGRACING16						BEON		IGAXTEAM						BEON								
1	3:35.271				65.8	3:35.271	1	4:03.033			43.942	58.3	4:03.033										
2	2:03.756	34.770	44.304	44.682	114.4	5:39.027	2	2:00.801	33.362	42.923	44.516	117.2	6:03.834										
3	2:02.273	33.844	43.914	44.515	115.8	7:41.300	3	2:01.084	33.758	43.271	44.055	116.9	8:04.918										
4	2:01.686	33.760	43.727	44.199	116.4	9:42.986	4	2:00.585	33.605	43.370	43.610	117.4	10:05.503										
5	2:09.522	34.233	49.413	45.876	109.3	11:52.508	5	2:05.434	33.442	42.963	49.029	112.9	12:10.937										
6	2:02.352	34.124	43.944	44.284	115.7	13:54.860	6	11:11.618 B	36.902	44.532	9:50.184	21.1	23:22.555										
7	2:01.646	33.648	43.877	44.121	116.4	15:56.506	7	2:09.439	38.282	46.440	44.717	109.4	25:31.994										
8	2:01.846	34.000	43.544	44.302	116.2	17:58.352	8	2:00.477	33.327	43.051	44.099	117.5	27:32.471										
9	5:42.975 B	33.887	43.765	4:25.323	41.3	23:41.327	9	2:01.680	33.623	44.023	44.034	116.4	29:34.151										
10	3:45.292 B	42.242	51.564	2:11.486	62.8	27:26.619	10	2:00.445	32.985	43.103	44.357	117.6	31:34.596										
11	2:08.994	39.769	44.874	44.351	109.8	29:35.613	11	2:01.299	33.864	43.128	44.307	116.7	33:35.895										
12	2:02.239	33.651	43.887	44.701	115.8	31:37.852	12	2:00.476	33.776	42.965	43.735	117.5	35:36.371										
13	2:00.801	33.662	43.328	43.811	117.2	33:38.653	13	2:00.327	33.151	43.180	43.996	117.7	37:36.698										
14	2:00.098	33.375	43.144	43.579	117.9	35:38.751	14	2:05.922	36.659	44.992	44.271	112.4	39:42.620										
15	1:59.728	33.077	43.075	43.576	118.3	37:38.479	15	1:59.919	33.131	42.712	44.076	118.1	41:42.539										
23	MIGUEL RODRIGUEZ						ESP																
	CUNA DE CAMPEONES						MIR RACING																



Moto4 ESBK LIBRES 2

Análisis de sectores lentos

■ Mejor Personal ■ Mejor de la sesión ■ Cruzando por el pit lane

Vlt.	Tiempo	Sector 1	Sector 2	Sector 3	Km/h	T. Sesión	Vlt.	Tiempo	Sector 1	Sector 2	Sector 3	Km/h	T. Sesión
26 ALEJANDRA FERNANDEZ ESP													
CUNA DE CAMPEONES MIR RACING													
1	4:06.680			43.859	57.4	4:06.680							
2	2:00.733	33.461	43.120	44.152	117.3	6:07.413							
3	2:01.879	33.692	43.881	44.306	116.2	8:09.292							
4	2:01.113	33.645	43.361	44.107	116.9	10:10.405							
5	2:00.709	33.632	42.930	44.147	117.3	12:11.114							
6	2:01.610	33.768	43.661	44.181	116.4	14:12.724							
7	7:15.879B	34.297	43.882	5:57.700	32.5	21:28.603							
8	2:11.977	42.623	44.913	44.441	107.3	23:40.580							
9	2:00.729	33.864	42.953	43.912	117.3	25:41.309							
10	2:01.294	33.507	43.185	44.602	116.7	27:42.603							
11	2:01.324	33.869	43.224	44.231	116.7	29:43.927							
12	3:37.569B	34.081	43.625	2:19.863	65.1	33:21.496							
13	2:14.664	40.442	49.667	44.555	105.1	35:36.160							
14	2:01.317	33.905	43.614	43.798	116.7	37:37.477							
46 ALVARO LUCAS ESP													
MRE TALENT CORSE													
1	4:02.920			43.994	58.3	4:02.920							
2	2:02.420	33.948	43.809	44.663	115.7	6:10.649							
3	2:02.538	34.129	43.736	44.673	115.5	8:13.187							
4	2:02.137	34.032	43.639	44.466	115.9	10:15.324							
5	5:27.417B	34.223	43.584	4:09.610	43.2	15:42.741							
6	2:06.654	38.153	43.864	44.637	111.8	17:49.395							
7	2:02.256	34.213	43.758	44.285	115.8	19:51.651							
8	2:02.275	34.279	43.465	44.531	115.8	21:53.926							
9	3:24.181B	34.410	43.700	2:06.071	69.3	25:18.107							
10	2:12.315	39.388	48.210	44.717	107.0	27:30.422							
11	2:03.654	34.879	44.506	44.269	114.5	29:34.076							
12	2:02.996	34.412	44.114	44.470	115.1	31:37.072							
13	2:01.005	33.847	42.931	44.227	117.0	33:38.077							
14	2:00.479	33.527	43.046	43.906	117.5	35:38.556							
15	2:01.436	33.574	43.298	44.564	116.6	37:39.992							
16	2:01.964	33.890	43.845	44.229	116.1	39:41.956							
17	2:00.704	34.076	42.789	43.839	117.3	41:42.660							
48 ANDRES GARCIA ESP													
IGAXTEAM BEON													
1	4:03.148			43.876	58.2	4:03.148							
2	2:00.649	33.552	43.163	43.934	117.4	6:03.797							
3	2:01.957	33.525	44.631	43.801	116.1	8:05.754							
4	1:59.321	32.987	42.706	43.628	118.7	10:05.075							
5	2:00.290	33.499	42.922	43.869	117.7	12:05.365							
6	11:18.152B	36.987	50.473	9:50.692	20.9	23:23.517							
7	2:09.537	39.207	44.688	45.642	109.3	25:33.054							
8	1:59.678	33.108	42.898	43.672	118.3	27:32.732							
9	2:04.986	33.149	46.228	45.609	113.3	29:37.718							
10	1:59.711	33.118	42.762	43.831	118.3	31:37.429							
11	1:58.837	32.914	42.582	43.341	119.1	33:36.266							
12	2:02.294	34.700	43.100	44.494	115.8	35:38.560							
13	3:58.304B	32.932	45.890	2:39.482	59.4	39:36.864							
14	2:23.859	47.324	50.136	46.399	98.4	42:00.723							
49 IZAN RODRIGUEZ ESP													
ETG RACING BEON													
1	3:45.569			62.8		3:45.569							
2	2:04.226	33.972	44.760	45.494	114.0	5:49.795							
3	2:01.438	33.398	43.157	44.883	116.6	7:51.233							
4	2:00.213	33.182	42.996	44.035	117.8	9:51.446							
5	2:01.573	33.513	43.602	44.458	116.5	11:53.019							
45 ALEX LONGARELA ESP													
IGAXTEAM BEON													
1	4:08.229			44.633	57.0	4:08.229							
2	2:02.420	33.948	43.809	44.663	115.7	6:10.649							
3	2:02.538	34.129	43.736	44.673	115.5	8:13.187							
4	2:02.137	34.032	43.639	44.466	115.9	10:15.324							
5	5:27.417B	34.223	43.584	4:09.610	43.2	15:42.741							
6	2:06.654	38.153	43.864	44.637	111.8	17:49.395							
7	2:02.256	34.213	43.758	44.285	115.8	19:51.651							
8	2:02.275	34.279	43.465	44.531	115.8	21:53.926							
9	3:24.181B	34.410	43.700	2:06.071	69.3	25:18.107							
10	2:12.315	39.388	48.210	44.717	107.0	27:30.422							
11	2:03.654	34.879	44.506	44.269	114.5	29:34.076							
12	2:02.996	34.412	44.114	44.470	115.1	31:37.072							
13	2:01.005	33.847	42.931	44.227	117.0	33:38.077							
14	2:00.479	33.527	43.046	43.906	117.5	35:38.556							
15	2:01.436	33.574	43.298	44.564	116.6	37:39.992							
16	2:01.964	33.890	43.845	44.229	116.1	39:41.956							
17	2:00.704	34.076	42.789	43.839	117.3	41:42.660							



Moto4 ESBK LIBRES 2

Análisis de sectores lentos

■ Mejor Personal ■ Mejor de la sesión ■ Cruzando por el pit lane

Vlt.	Tiempo	Sector 1	Sector 2	Sector 3	Km/h	T. Sesión	Vlt.	Tiempo	Sector 1	Sector 2	Sector 3	Km/h	T. Sesión
6	2:02.004	34.632	43.531	43.841	116.1	13:55.023	14	2:02.995	33.824	43.978	45.193	115.1	33:41.027
7	1:58.955	32.866	42.483	43.606	119.0	15:53.978	15	2:04.285	34.857	44.353	45.075	113.9	35:45.312
8	1:58.822	32.798	42.519	43.505	119.2	17:52.800	16	2:04.276	34.373	44.546	45.357	113.9	37:49.588
9	5:29.869B	32.858	42.113	4:14.898	42.9	23:22.669	17	2:04.229	34.481	44.406	45.342	114.0	39:53.817
10	2:12.855	38.600	47.174	47.081	106.6	25:35.524	18	2:04.640	34.593	44.471	45.576	113.6	41:58.457

55		IGNACIO GALAN		ESP		
		CUNA DE CAMPEONES		MIR RACING		
1	4:15.133			45.506	55.5	4:15.133
2	2:03.977	34.423	44.893	44.661	114.2	6:19.110
3	2:03.781	34.588	44.140	45.053	114.4	8:22.891
4	2:03.514	34.366	43.979	45.169	114.6	10:26.405
5	5:20.523B	37.616	46.749	3:56.158	44.2	15:46.928
6	2:13.873	44.743	44.319	44.811	105.8	18:00.801
7	2:03.619	34.377	44.106	45.136	114.5	20:04.420
8	3:20.280B	36.130	44.392	1:59.758	70.7	23:24.700
9	2:13.652	39.364	47.641	46.647	105.9	25:38.352
10	2:05.090	34.645	44.474	45.971	113.2	27:43.442
11	2:03.849	33.948	44.758	45.143	114.3	29:47.291
12	2:04.080	34.590	44.282	45.208	114.1	31:51.371
13	2:03.483	34.598	43.945	44.940	114.7	33:54.854
14	2:05.713	35.975	44.396	45.342	112.6	36:00.567

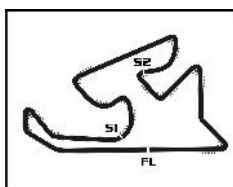
65		IZAN CURIA		ESP		
		TEAM CURIA / SEMILLA AZTECA				
1	3:44.058			63.2	3:44.058	
2	2:04.121	35.310	44.148	44.663	114.1	5:48.179
3	2:03.070	34.035	43.961	45.074	115.0	7:51.249
4	2:02.924	34.101	43.846	44.977	115.2	9:54.173
5	2:02.338	33.556	44.006	44.776	115.7	11:56.511
6	2:02.921	33.932	44.152	44.837	115.2	13:59.432
7	2:03.156	34.245	44.074	44.837	115.0	16:02.588
8	7:28.427B	34.336	44.279	6:09.812	31.6	23:31.015
9	2:09.062	38.891	45.015	45.156	109.7	25:40.077
10	2:02.823	34.436	43.749	44.638	115.3	27:42.900
11	2:02.442	33.985	43.866	44.591	115.6	29:45.342
12	2:02.367	33.932	43.447	44.988	115.7	31:47.709
13	2:02.174	33.970	43.651	44.553	115.9	33:49.883
14	2:03.319	34.710	43.793	44.816	114.8	35:53.202
15	3:32.829B	34.802	44.204	2:13.823	66.5	39:26.031
16	2:08.814	40.081	44.178	44.555	109.9	41:34.845

66		JOEL MORA		ESP		
		QRG MOTOR RACING		BEON		
1	3:36.494			65.4	3:36.494	
2	2:04.845	34.314	45.042	45.489	113.4	5:41.339
3	2:05.466	34.535	45.402	45.529	112.8	7:46.805
4	2:05.407	34.719	45.061	45.627	112.9	9:52.212
5	2:04.285	34.036	44.807	45.442	113.9	11:56.497
6	2:04.037	34.323	44.423	45.291	114.1	14:00.534
7	2:04.296	34.204	44.538	45.554	113.9	16:04.830
8	4:52.279B	34.302	44.831	3:33.146	48.4	20:57.109
9	2:18.415	43.461	47.511	47.443	102.3	23:15.524
10	2:05.888	34.910	45.170	45.808	112.5	25:21.412
11	2:06.296	35.417	45.119	45.760	112.1	27:27.708
12	2:05.978	35.033	45.376	45.569	112.4	29:33.686
13	2:04.346	34.669	44.554	45.123	113.9	31:38.032

69		FERNANDO BUJOSA		ESP		
		MIGUEL OLIVEIRA FAN CLUB RACII		BEON		
1	4:03.504			44.048	58.1	4:03.504
2	2:00.336	33.104	43.014	44.218	117.7	6:03.840
3	2:01.894	33.779	43.924	44.191	116.2	8:05.734
4	2:00.436	33.402	43.098	43.936	117.6	10:06.170
5	2:00.236	33.276	43.051	43.909	117.8	12:06.406
6	11:17.383B	36.709	50.614	9:50.060	20.9	23:23.789
7	2:12.170	38.250	46.819	47.101	107.1	25:35.959
8	2:00.259	33.052	43.330	43.877	117.7	27:36.218
9	2:01.880	34.775	43.375	43.730	116.2	29:38.098
10	2:00.135	33.017	43.130	43.988	117.9	31:38.233
11	1:59.871	33.245	42.824	43.802	118.1	33:38.104
12	2:00.041	33.188	43.104	43.749	117.9	35:38.145
13	2:00.302	33.048	43.271	43.983	117.7	37:38.447

70		IAROSLAV KARPUSHIN		RUS		
		AUSTIN RACING VHC LIQUI MOLY		CORSE		
1	3:54.924			43.815	60.3	3:54.924
2	2:00.513	33.955	43.183	43.375	117.5	5:55.437
3	1:58.911	32.945	42.815	43.151	119.1	7:54.348
4	1:58.365	32.886	42.509	42.970	119.6	9:52.713
5	1:59.753	32.681	42.761	44.311	118.2	11:52.466
6	2:00.443	33.931	43.100	43.412	117.6	13:52.909
7	1:58.941	33.196	42.500	43.245	119.0	15:51.850
8	12:50.243B	33.054	44.854	...	18.4	28:42.093
9	2:06.553	39.866	43.252	43.435	111.9	30:48.646
10	1:59.190	33.104	42.634	43.452	118.8	32:47.836
11	1:58.996	33.191	42.509	43.296	119.0	34:46.832
12	1:58.530	33.144	42.327	43.059	119.5	36:45.362
13	1:58.411	32.952	42.478	42.981	119.6	38:43.773
14	1:57.993	33.003	41.988	43.002	120.0	40:41.766

71		CARLOS CANO		ESP		
		H43 TEAM NOBBY PAKOSTA37		BEON		
1	3:37.242			65.2	3:37.242	
2	2:01.296	33.352	43.881	44.063	116.7	5:38.538
3	2:01.365	33.149	43.920	44.296	116.7	7:39.903
4	2:00.530	33.764	42.853	43.913	117.5	9:40.433
5	2:13.844	38.693	48.852	46.299	105.8	11:54.277
6	1:59.548	32.969	42.984	43.595	118.4	13:53.825
7	1:59.325	33.051	42.738	43.536	118.7	15:53.150
8	1:59.082	33.109	42.828	43.145	118.9	17:52.232
9	1:59.376	33.260	42.661	43.455	118.6	19:51.608
10	6:38.137B	34.074	43.244	5:20.819	35.6	26:29.745
11	2:08.900	40.550	44.255	44.095	109.8	28:38.645
12	2:00.053	33.472	42.893	43.688	117.9	30:38.698
13	1:59.878	33.287	42.971	43.620	118.1	32:38.576
14	1:59.791	33.462	42.715	43.614	118.2	34:38.367
15	1:59.720	33.362	42.784	43.574	118.3	36:38.087
16	1:59.543	33.345	42.589	43.609	118.4	38:37.630



Moto4 ESBK LIBRES 2

Análisis de sectores lentos

CIRCUITO DE NAVARRA 3.933 m.

■ Mejor Personal ■ Mejor de la sesión ■ B Cruzando por el pit lane

Vlt.	Tiempo	Sector 1	Sector 2	Sector 3	Km/h	T. Sesión	Vlt.	Tiempo	Sector 1	Sector 2	Sector 3	Km/h	T. Sesión
17	2:00.597	33.307	42.925	44.365	117.4	40:38.227							

72	PIO GABRIEL	FRA
	JEG RACING BRS	BEON

1	5:12.374	3:40.990	45.747	45.637	45.3	5:12.374
2	2:06.096	35.040	45.159	45.897	112.3	7:18.470
3	2:05.122	34.781	44.947	45.394	113.2	9:23.592
4	2:04.661	34.706	44.677	45.278	113.6	11:28.253
5	2:04.430	34.537	44.506	45.387	113.8	13:32.683
6	2:04.213	34.455	44.469	45.289	114.0	15:36.896
7	2:04.187	34.333	44.542	45.312	114.0	17:41.083
8	2:03.725	34.199	44.272	45.254	114.4	19:44.808
9	2:03.456	34.290	43.966	45.200	114.7	21:48.264
10	5:24.128 B	41.404	48.041	3:54.683	43.7	27:12.392
11	2:10.899	40.104	45.233	45.562	108.2	29:23.291
12	2:04.444	34.352	44.808	45.284	113.8	31:27.735
13	2:03.766	34.258	44.158	45.350	114.4	33:31.501
14	2:03.799	34.306	44.253	45.240	114.4	35:35.300
15	2:04.635	34.430	45.471	44.734	113.6	37:39.935
16	2:03.403	33.760	44.211	45.432	114.7	39:43.338
17	2:02.485	33.669	43.880	44.936	115.6	41:45.823

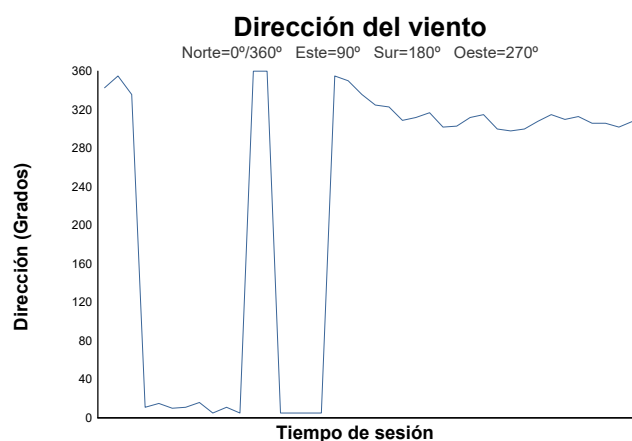
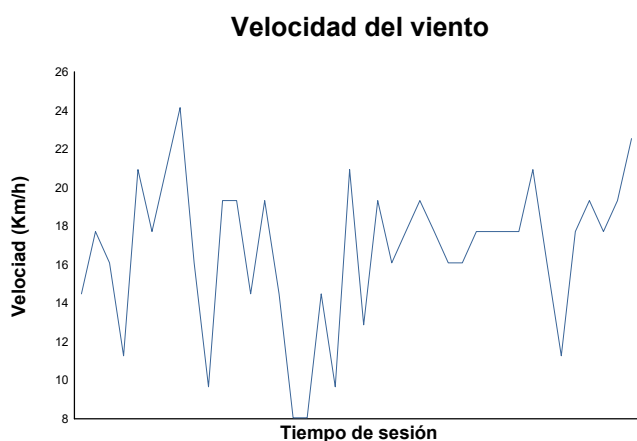
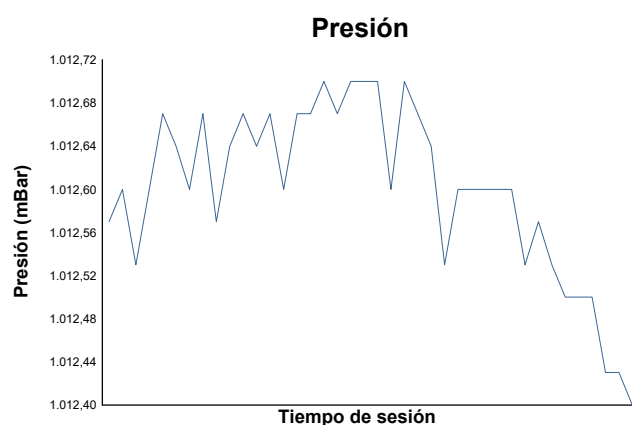
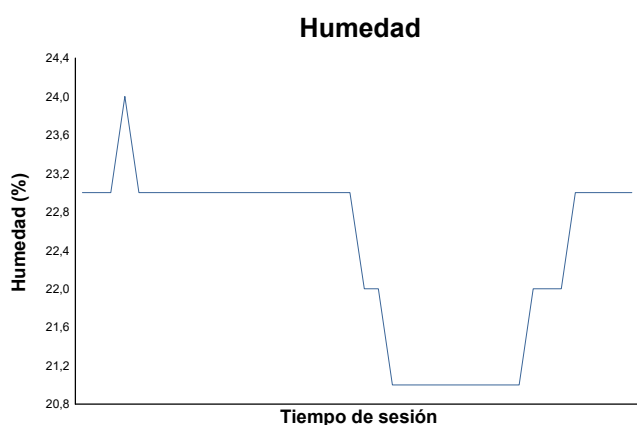
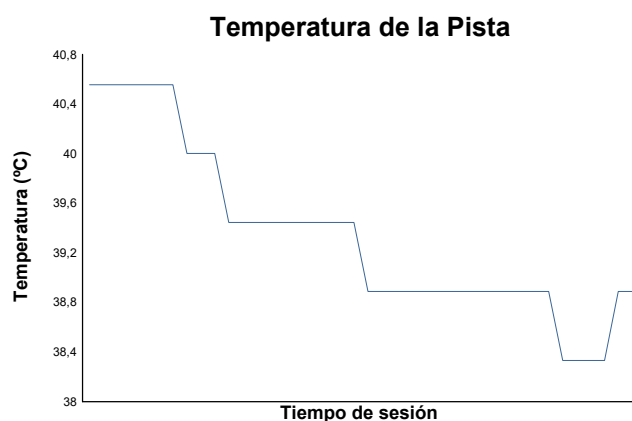
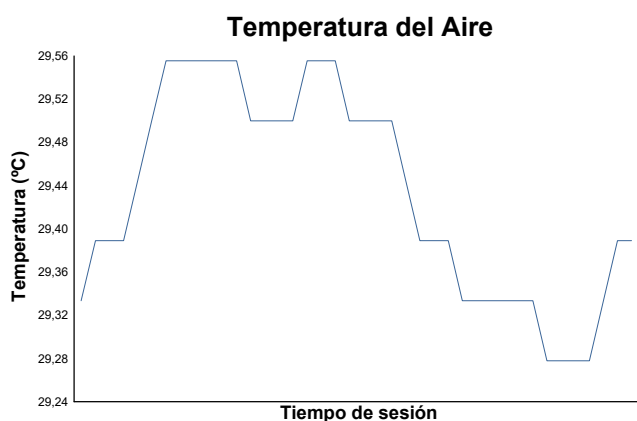
77	KERMAN D. MARTINEZ	ESP
	CUNA DE CAMPEONES	MIR RACING

1	4:06.331		43.743	57.5	4:06.331	
2	2:01.015	33.670	42.959	44.386	117.0	6:07.346
3	2:00.769	33.584	43.247	43.938	117.2	8:08.115
4	2:00.525	33.823	42.902	43.800	117.5	10:08.640
5	2:00.750	33.936	42.852	43.962	117.3	12:09.390
6	9:20.052 B	39.145	44.800	7:56.107	25.3	21:29.442
7	2:10.127	42.842	43.467	43.818	108.8	23:39.569
8	2:00.577	33.761	42.889	43.927	117.4	25:40.146
9	3:41.931 B	34.157	45.427	2:22.347	63.8	29:22.077
10	2:12.950	43.766	44.412	44.772	106.5	31:35.027
11	2:01.362	33.792	43.099	44.471	116.7	33:36.389
12	2:00.211	33.565	42.948	43.698	117.8	35:36.600
13	2:00.242	33.309	43.186	43.747	117.8	37:36.842
14	2:00.847	33.624	43.213	44.010	117.2	39:37.689
15	2:00.896	34.358	42.564	43.974	117.1	41:38.585



ESBK
Moto4
LIBRES 2

Informe meteorológico



Estado de pista: **SECO**