



Moto4
ESBK
LIBRES 1

Clasificación

Nº	Piloto	Nac	Equipo	Moto	Neum. Cl.	Tiempo	Vlt.	Total	Dif.	Km/h
1	45 ALEX LONGARELA	ESP	IGAXTEAM	BEON	DUNLOP	1:57.568	5	12	-	120.4
2	7 BEÑAT FERNANDEZ	ESP	AUSTIN RACING VHC LIQUI MOLY	CORSE	DUNLOP	1:58.398	15	17	+0.830	119.6
3	71 CARLOS CANO	ESP	H43 TEAM NOBBY PAKOSTA37	BEON	DUNLOP	1:58.399	16	17	+0.831	119.6
4	49 IZAN RODRIGUEZ	ESP	ETG RACING	BEON	DUNLOP	1:58.687	12	13	+1.119	119.3
5	70 IAROSLAV KARPUSHIN	RUS	AUSTIN RACING VHC LIQUI MOLY	CORSE	DUNLOP	1:58.833	16	16	+1.265	119.1
6	17 PEDRO ALOMAR	ESP	IGAXTEAM	BEON	DUNLOP	1:58.967	11	15	+1.399	119.0
7	77 KERMAN D. MARTINEZ	ESP	CUNA DE CAMPEONES	MIR RACING	DUNLOP	1:59.074	15	15	+1.506	118.9
8	69 FERNANDO BUJOSA	ESP	MIGUEL OLIVEIRA FAN CLUB RACING TEAM	BEON	DUNLOP	1:59.628	4	17	+2.060	118.4
9	33 ENZO HOARAU	FRA	JEG RACING	BEON	DUNLOP	1:59.827	17	17	+2.259	118.2
10	48 ANDRES GARCIA	ESP	IGAXTEAM	BEON	DUNLOP	1:59.904	4	4	+2.336	118.1
11	10 AFONSO DUARTE	POR	MIGUEL OLIVEIRA FAN CLUB RACING TEAM	BEON	DUNLOP	1:59.953	13	14	+2.385	118.0
12	5 MIGUEL BERNAL	ESP	MRE TALENT	CORSE	DUNLOP	2:00.041	14	16	+2.473	117.9
13	23 MIGUEL RODRIGUEZ	ESP	CUNA DE CAMPEONES	MIR RACING	DUNLOP	2:00.343	6	16	+2.775	117.7
14	46 ALVARO LUCAS	ESP	MRE TALENT	CORSE	DUNLOP	2:00.577	8	12	+3.009	117.4
15	26 ALEJANDRA FERNANDEZ	ESP	CUNA DE CAMPEONES	MIR RACING	DUNLOP	2:00.719	5	8	+3.151	117.3
16	12 ADRIANO DONOSO	ESP	FIFTY MOTORSPORT	DUNLOP	DUNLOP	2:00.765	14	14	+3.197	117.2
17	65 IZAN CURIA	ESP	TEAM CURIA / SEMILLA AZTECA		DUNLOP	2:01.532	15	16	+3.964	116.5
18	8 NIKOLA MIROSLAVOV	BUL	METMOTO RINGRACING16	BEON	DUNLOP	2:01.547	15	17	+3.979	116.5
19	55 IGNACIO GALAN	ESP	CUNA DE CAMPEONES	MIR RACING	DUNLOP	2:02.778	4	17	+5.210	115.3
20	72 PIO GABRIEL	FRA	JEG RACING BRS	BEON	DUNLOP	2:03.276	18	18	+5.708	114.9
21	66 JOEL MORA	ESP	QRG MOTOR RACING	BEON	DUNLOP	2:03.835	18	18	+6.267	114.3
No salidos										
84	LORENZO GUYAU	FRA	TECH SOLUTIONS	BEON	DUNLOP					

Vuelta rápida:	Vlt. 5	ALEX LONGARELA	1:57.568	120.4 Km/h
-----------------------	--------	----------------	----------	------------

Hora de publicación:

Estado de pista: **SECO**

Director de Carrera:	Jefe de Cronometraje:
-----------------------------	------------------------------




Clasificación por Clase

Nº Piloto	Nac	Equipo	Moto	Tiempo	Vlt. Total	Dif.	Km/h
-----------	-----	--------	------	--------	------------	------	------

Hora de publicación:

Estado de pista: XXXXXXXXXX


Director de Carrera:	Jefe de Cronometraje:
----------------------	-----------------------



Moto4
ESBK
LIBRES 1

Mejores tiempos de sector


Sector 1			Sector 2		Sector 3		Pos	Nº Piloto	Vuelta Ideal	Mejor Vuelta
Pos	Nº Piloto	Tiempo	Nº Piloto	Tiempo	Nº Piloto	Tiempo				
1	45 A.LONGARELA	32.383	45 A.LONGARELA	42.023	45 A.LONGARELA	42.937	1	45 A.LONGARELA	1:57.343	1:57.568 (1)
2	17 P.ALOMAR	32.608	7 B.FERNANDEZ	42.174	70 I.KARPUSHIN	42.992	2	7 B.FERNANDEZ	1:57.960	1:58.398 (2)
3	7 B.FERNANDEZ	32.647	70 I.KARPUSHIN	42.209	71 C.CANO	43.052	3	70 I.KARPUSHIN	1:58.236	1:58.833 (5)
4	71 C.CANO	32.771	71 C.CANO	42.531	49 I.RODRIGUEZ	43.117	4	71 C.CANO	1:58.354	1:58.399 (3)
5	49 I.RODRIGUEZ	32.830	49 I.RODRIGUEZ	42.552	77 K.MARTINEZ	43.123	5	49 I.RODRIGUEZ	1:58.499	1:58.687 (4)
6	10 A.DUARTE	32.886	17 P.ALOMAR	42.609	7 B.FERNANDEZ	43.139	6	17 P.ALOMAR	1:58.700	1:58.967 (6)
7	48 A.GARCIA	32.964	77 K.MARTINEZ	42.675	69 F.BUJOSA	43.410	7	77 K.MARTINEZ	1:59.069	1:59.074 (7)
8	69 F.BUJOSA	32.980	5 M.BERNAL	42.895	17 P.ALOMAR	43.483	8	69 F.BUJOSA	1:59.389	1:59.628 (8)
9	70 I.KARPUSHIN	33.035	33 E.HOARAU	42.982	26 A.FERNANDEZ	43.670	9	33 E.HOARAU	1:59.717	1:59.827 (9)
10	33 E.HOARAU	33.064	69 F.BUJOSA	42.999	33 E.HOARAU	43.671	10	5 M.BERNAL	1:59.791	2:00.041 (12)
11	23 M.RODRIGUEZ	33.086	48 A.GARCIA	43.124	5 M.BERNAL	43.800	11	48 A.GARCIA	1:59.904	1:59.904 (10)
12	5 M.BERNAL	33.096	10 A.DUARTE	43.160	48 A.GARCIA	43.816	12	10 A.DUARTE	1:59.953	1:59.953 (11)
13	46 A.LUCAS	33.242	26 A.FERNANDEZ	43.165	12 A.DONOSO	43.874	13	23 M.RODRIGUEZ	2:00.191	2:00.343 (13)
14	77 K.MARTINEZ	33.271	12 A.DONOSO	43.178	10 A.DUARTE	43.907	14	26 A.FERNANDEZ	2:00.220	2:00.719 (15)
15	26 A.FERNANDEZ	33.385	23 M.RODRIGUEZ	43.190	23 M.RODRIGUEZ	43.915	15	46 A.LUCAS	2:00.453	2:00.577 (14)
16	12 A.DONOSO	33.534	46 A.LUCAS	43.248	46 A.LUCAS	43.963	16	12 A.DONOSO	2:00.586	2:00.765 (16)
17	8 N.MIROSLAVOV	33.618	65 I.CURIA	43.551	8 N.MIROSLAVOV	44.106	17	8 N.MIROSLAVOV	2:01.333	2:01.547 (18)
18	65 I.CURIA	33.783	8 N.MIROSLAVOV	43.609	65 I.CURIA	44.109	18	65 I.CURIA	2:01.443	2:01.532 (17)
19	72 P.GABRIEL	33.841	55 I.GALAN	44.027	55 I.GALAN	44.401	19	55 I.GALAN	2:02.403	2:02.778 (19)
20	66 J.MORA	33.888	72 P.GABRIEL	44.221	72 P.GABRIEL	45.100	20	72 P.GABRIEL	2:03.162	2:03.276 (20)
21	55 I.GALAN	33.975	66 J.MORA	44.249	66 J.MORA	45.243	21	66 J.MORA	2:03.380	2:03.835 (21)



Moto4
ESBK
 Después de LIBRES 1

Velocidad máxima del evento


Nº Piloto	Equipo	Moto	Clase	V.Max	Vit.	Sesión
70 IAROSLAV KARPUSHIN	AUSTIN RACING VHC LIQUI MOLY	CORSE		172.5	7	LIBRES 1
17 PEDRO ALOMAR	IGAXTEAM	BEON		171.7	4	LIBRES 1
7 BEÑAT FERNANDEZ	AUSTIN RACING VHC LIQUI MOLY	CORSE		171.7	9	LIBRES 1
10 AFONSO DUARTE	MIGUEL OLIVEIRA FAN CLUB RACING TEAM	BEON		171.4	2	LIBRES 1
48 ANDRES GARCIA	IGAXTEAM	BEON		171.4	4	LIBRES 1
69 FERNANDO BUJOSA	MIGUEL OLIVEIRA FAN CLUB RACING TEAM	BEON		171.4	5	LIBRES 1
45 ALEX LONGARELA	IGAXTEAM	BEON		171.2	6	LIBRES 1
8 NIKOLA MIROSLAVOV	METMOTO RINGRACING16	BEON		170.9	12	LIBRES 1
72 PIO GABRIEL	JEG RACING BRS	BEON		169.8	18	LIBRES 1
5 MIGUEL BERNAL	MRE TALENT	CORSE		169.0	11	LIBRES 1
71 CARLOS CANO	H43 TEAM NOBBY PAKOSTA37	BEON		168.7	7	LIBRES 1
33 ENZO HOARAU	JEG RACING	BEON		168.5	4	LIBRES 1
46 ALVARO LUCAS	MRE TALENT	CORSE		168.5	8	LIBRES 1
23 MIGUEL RODRIGUEZ	CUNA DE CAMPEONES	MIR RACING		167.7	9	LIBRES 1
55 IGNACIO GALAN	CUNA DE CAMPEONES	MIR RACING		167.2	5	LIBRES 1
65 IZAN CURIA	TEAM CURIA / SEMILLA AZTECA			166.7	8	LIBRES 1
26 ALEJANDRA FERNANDEZ	CUNA DE CAMPEONES	MIR RACING		166.4	7	LIBRES 1
49 IZAN RODRIGUEZ	ETG RACING	BEON		165.9	13	LIBRES 1
77 KERMAN D. MARTINEZ	CUNA DE CAMPEONES	MIR RACING		165.9	15	LIBRES 1
12 ADRIANO DONOSO	FIFTY MOTORSPORT			164.9	14	LIBRES 1
66 JOEL MORA	QRG MOTOR RACING	BEON		164.1	10	LIBRES 1



Moto4
ESBK
LIBRES 1

Secuencia de vueltas rápidas

T. Sesión	Nº Piloto	Equipo	Moto	Clase	Tiempo	Km/h	Vlt.
4:22.140	7 BEÑAT FERNANDEZ	AUSTIN RACING VHC LIQUI MOLY	CORSE		1:59.932	118.1	2
5:22.648	45 ALEX LONGARELA	IGAXTEAM	BEON		1:59.574	118.4	2
7:20.565	45 ALEX LONGARELA	IGAXTEAM	BEON		1:57.917	120.1	3
11:16.258	45 ALEX LONGARELA	IGAXTEAM	BEON		1:57.568	120.4	5



Moto4 ESBK LIBRES 1

Análisis de sectores lentos

■ Mejor Personal ■ Mejor de la sesión ■ Cruzando por el pit lane

Vlt.	Tiempo	Sector 1	Sector 2	Sector 3	Km/h	T. Sesión	Vlt.	Tiempo	Sector 1	Sector 2	Sector 3	Km/h	T. Sesión		
5	MIGUEL BERNAL ESP						10	AFONSO DUARTE POR							
	MRE TALENT CORSE							MIGUEL OLIVEIRA FAN CLUB RACII BEON							
	1	2:40.141	1:00.361	51.749	48.031	88.4		2:40.141	1	3:25.294	1:55.934	44.979	44.381	69.0	3:25.294
	2	2:06.341	35.953	45.269	45.119	112.1		4:46.482	2	2:01.999	33.801	43.964	44.234	116.1	5:27.293
	3	2:01.832	33.759	43.834	44.239	116.2		6:48.314	3	2:01.187	33.207	43.696	44.284	116.8	7:28.480
	4	2:01.423	33.262	43.687	44.474	116.6		8:49.737	4	2:01.185	33.462	43.551	44.172	116.8	9:29.665
	5	2:00.867	33.354	43.263	44.250	117.1		10:50.604	5	2:01.829	34.177	43.539	44.113	116.2	11:31.494
	6	2:00.893	33.301	43.296	44.296	117.1		12:51.497	6	13:01.003 B	33.441	44.538	...	18.1	24:32.497
	7	2:00.968	33.169	43.452	44.347	117.0		14:52.465	7	2:05.248	37.364	43.627	44.257	113.0	26:37.745
	8	2:01.241	33.332	43.676	44.233	116.8		16:53.706	8	2:01.873	33.663	43.413	44.797	116.2	28:39.618
	9	9:53.012 B	36.130	45.654	8:31.228	23.9		26:46.718	9	2:01.337	33.517	43.565	44.255	116.7	30:40.955
	10	2:16.115	42.897	45.835	47.383	104.0		29:02.833	10	2:03.298	33.407	43.888	46.003	114.8	32:44.253
	11	2:00.641	33.380	43.173	44.088	117.4		31:03.474	11	2:03.568	35.283	44.271	44.014	114.6	34:47.821
	12	2:00.070	33.375	42.895	43.800	117.9		33:03.544	12	2:00.273	33.058	43.209	44.006	117.7	36:48.094
	13	2:03.947	33.760	45.345	44.842	114.2		35:07.491	13	1:59.953	32.886	43.160	43.907	118.0	38:48.047
	14	2:00.041	33.263	42.956	43.822	117.9		37:07.532	14	2:00.291	33.005	43.268	44.018	117.7	40:48.338
	15	2:00.094	33.096	43.044	43.954	117.9		39:07.626							
16	2:00.095	33.277	42.901	43.917	117.9	41:07.721									
7	BEÑAT FERNANDEZ ESP						12	ADRIANO DONOSO ESP							
	AUSTIN RACING VHC LIQUI MOLY CORSE							FIFTY MOTORSPORT							
	1	2:22.208	52.372	44.891	44.945	99.6		2:22.208	1	3:06.987	1:37.182	45.242	44.563	75.7	3:06.987
	2	1:59.932	33.435	42.979	43.518	118.1		4:22.140	2	2:01.862	34.111	43.590	44.161	116.2	5:08.849
	3	2:01.319	33.248	43.333	44.738	116.7		6:23.459	3	2:05.108	37.025	44.124	43.959	113.2	7:13.957
	4	2:06.134	39.004	43.526	43.604	112.3		8:29.593	4	2:00.936	33.883	43.178	43.875	117.1	9:14.893
	5	1:58.760	32.895	42.536	43.329	119.2		10:28.353	5	2:00.802	33.534	43.243	44.025	117.2	11:15.695
	6	2:00.278	33.517	43.064	43.697	117.7		12:28.631	6	2:00.900	33.655	43.290	43.955	117.1	13:16.595
	7	1:59.581	33.248	42.992	43.341	118.4		14:28.212	7	11:31.944 B	35.404	45.322	...	20.5	24:48.539
	8	2:00.811	33.893	43.582	43.336	117.2		16:29.023	8	2:08.033	39.660	43.835	44.538	110.6	26:56.572
	9	9:05.227 B	32.852	43.411	7:48.964	26.0		25:34.250	9	2:02.688	34.690	43.593	44.405	115.4	28:59.260
	10	2:10.449	40.408	45.794	44.247	108.5		27:44.699	10	2:01.854	33.978	43.567	44.309	116.2	31:01.114
	11	1:58.955	32.773	42.755	43.427	119.0		29:43.654	11	2:01.824	33.983	43.619	44.222	116.2	33:02.938
	12	2:04.540	33.077	48.012	43.451	113.7		31:48.194	12	4:33.012 B	34.636	44.716	3:13.660	51.9	37:35.950
	13	1:58.553	32.949	42.387	43.217	119.4		33:46.747	13	2:07.309	39.230	43.676	44.403	111.2	39:43.259
	14	1:58.729	32.816	42.623	43.290	119.3		35:45.476	14	2:00.765	33.601	43.290	43.874	117.2	41:44.024
	15	1:58.398	32.941	42.318	43.139	119.6		37:43.874							
16	1:58.453	32.647	42.174	43.632	119.5	39:42.327									
17	1:58.905	33.068	42.508	43.329	119.1	41:41.232									
8	NIKOLA MIROSLAVOV BUL						17	PEDRO ALOMAR ESP							
	METMOTO RINGRACING16 BEON							IGAXTEAM							
	1	2:31.825	1:00.111	46.396	45.318	93.3		2:31.825	1	3:17.984	1:48.803	44.302	44.879	71.5	3:17.984
	2	2:04.355	34.875	44.612	44.868	113.9		4:36.180	2	2:01.913	33.759	43.897	44.257	116.1	5:19.897
	3	2:11.619	34.742	47.319	49.558	107.6		6:47.799	3	2:00.980	33.305	43.643	44.032	117.0	7:20.877
	4	2:02.794	34.469	43.868	44.457	115.3		8:50.593	4	1:59.156	32.608	42.722	43.826	118.8	9:20.033
	5	2:01.825	33.900	43.735	44.190	116.2		10:52.418	5	1:59.791	32.733	43.146	43.912	118.2	11:19.824
	6	2:02.436	33.945	43.897	44.594	115.6		12:54.854	6	2:02.110	33.053	43.434	45.623	116.0	13:21.934
	7	3:25.147 B	34.270	45.099	2:05.778	69.0		16:20.001	7	2:00.655	33.293	43.183	44.179	117.3	15:22.589
	8	2:11.087	40.809	45.036	45.242	108.0		18:31.088	8	9:07.028 B	33.620	43.685	7:49.723	25.9	24:29.617
	9	2:03.790	34.464	44.490	44.836	114.4		20:34.878	9	2:04.519	37.874	42.902	43.743	113.7	26:34.136
	10	5:57.598 B	34.141	44.746	4:38.711	39.6		26:32.476	10	1:59.048	32.848	42.609	43.591	118.9	28:33.184
	11	2:13.344	42.455	46.113	44.776	106.2		28:45.820	11	1:58.967	32.844	42.640	43.483	119.0	30:32.151
	12	2:02.474	33.955	44.046	44.473	115.6		30:48.294	12	3:21.974 B	34.111	52.555	1:55.308	70.1	33:54.125
	13	2:02.300	34.103	44.070	44.127	115.8		32:50.594	13	2:15.827	46.075	44.999	44.753	104.2	36:09.952
	14	2:02.315	33.892	43.880	44.543	115.8		34:52.909	14	2:00.263	33.090	43.238	43.935	117.7	38:10.215
	15	2:01.547	33.618	43.720	44.209	116.5		36:54.456	15	2:00.801	33.503	43.431	43.867	117.2	40:11.016
23	MIGUEL RODRIGUEZ ESP						23	MIGUEL RODRIGUEZ ESP							
	CUNA DE CAMPEONES							MIR RACING							



Moto4 ESBK LIBRES 1

Análisis de sectores lentos

■ Mejor Personal ■ Mejor de la sesión ■ Cruzando por el pit lane

Vlt.	Tiempo	Sector 1	Sector 2	Sector 3	Km/h	T. Sesión	Vlt.	Tiempo	Sector 1	Sector 2	Sector 3	Km/h	T. Sesión
1	3:08.391	1:34.270	48.537	45.584	75.2	3:08.391	8	9:17.562 B	33.457	42.491	8:01.614	25.4	24:29.935
2	2:03.280	35.094	43.787	44.399	114.9	5:11.671	9	2:03.021	37.348	42.450	43.223	115.1	26:32.956
3	2:02.278	33.955	43.827	44.496	115.8	7:13.949	10	1:58.328	32.733	42.337	43.258	119.7	28:31.284
4	2:01.787	34.124	43.659	44.004	116.3	9:15.736	11	1:58.348	33.032	42.251	43.065	119.6	30:29.632
5	2:01.003	33.401	43.439	44.163	117.0	11:16.739	12	1:58.305	33.091	42.119	43.095	119.7	32:27.937
6	2:00.343	33.086	43.342	43.915	117.7	13:17.082							
7	2:02.183	34.377	43.589	44.217	115.9	15:19.265							
8	2:02.382	33.523	43.845	45.014	115.7	17:21.647							
9	2:02.021	33.953	43.588	44.480	116.0	19:23.668							
10	9:05.405 B	34.201	44.606	7:46.598	26.0	28:29.073							
11	2:05.836	38.033	43.546	44.257	112.5	30:34.909							
12	2:01.758	33.849	43.504	44.405	116.3	32:36.667							
13	2:02.165	34.136	43.782	44.247	115.9	34:38.832							
14	2:02.700	34.086	44.346	44.268	115.4	36:41.532							
15	2:01.430	33.774	43.471	44.185	116.6	38:42.962							
16	2:00.992	33.696	43.190	44.106	117.0	40:43.954							

26 ALEJANDRA FERNANDEZ		ESP				
CUNA DE CAMPEONES		MIR RACING				
1	3:08.796	1:34.795	49.525	44.476	75.0	3:08.796
2	2:01.808	34.494	43.581	43.733	116.2	5:10.604
3	2:01.119	33.589	43.436	44.094	116.9	7:11.723
4	2:01.091	34.189	43.232	43.670	116.9	9:12.814
5	2:00.719	33.496	43.165	44.058	117.3	11:13.533
6	2:00.863	33.686	43.298	43.879	117.1	13:14.396
7	2:02.487	33.385	44.648	44.454	115.6	15:16.883
8	2:02.316	33.703	44.095	44.518	115.8	17:19.199

33 ENZO HOARAU		FRA				
JEG RACING		BEON				
1	3:24.966	1:55.524	44.554	44.888	69.1	3:24.966
2	2:02.117	33.815	43.737	44.565	115.9	5:27.083
3	2:01.882	33.726	43.927	44.229	116.2	7:28.965
4	2:00.917	33.254	43.608	44.055	117.1	9:29.882
5	2:00.384	33.204	43.373	43.807	117.6	11:30.266
6	2:00.722	33.383	43.315	44.024	117.3	13:30.988
7	2:00.779	33.483	43.370	43.926	117.2	15:31.767
8	2:00.621	33.383	43.218	44.020	117.4	17:32.388
9	7:05.827 B	34.699	45.719	5:45.409	33.3	24:38.215
10	2:05.571	37.699	43.795	44.077	112.8	26:43.786
11	2:00.649	33.445	43.353	43.851	117.4	28:44.435
12	2:00.051	33.229	42.982	43.840	117.9	30:44.486
13	2:00.816	33.316	43.331	44.169	117.2	32:45.302
14	2:01.943	33.602	44.330	44.011	116.1	34:47.245
15	2:00.129	33.248	43.125	43.756	117.9	36:47.374
16	1:59.897	33.064	43.019	43.814	118.1	38:47.271
17	1:59.827	33.110	43.046	43.671	118.2	40:47.098

45 ALEX LONGARELA		ESP				
IGAXTEAM		BEON				
1	3:23.074	1:55.259	44.057	43.758	69.7	3:23.074
2	1:59.574	33.181	42.822	43.571	118.4	5:22.648
3	1:57.917	32.745	42.235	42.937	120.1	7:20.565
4	1:58.125	32.569	42.529	43.027	119.9	9:18.690
5	1:57.568	32.481	42.053	43.034	120.4	11:16.258
6	1:57.739	32.383	42.023	43.333	120.3	13:13.997
7	1:58.376	33.021	42.265	43.090	119.6	15:12.373

46 ALVARO LUCAS		ESP				
MRE TALENT		CORSE				
1	2:41.117	1:09.814	45.755	45.548	87.9	2:41.117
2	2:04.254	34.804	44.577	44.873	114.0	4:45.371
3	2:02.343	34.199	43.687	44.457	115.7	6:47.714
4	2:01.980	33.766	44.028	44.186	116.1	8:49.694
5	2:00.868	33.657	43.248	43.963	117.1	10:50.562
6	2:00.879	33.470	43.363	44.046	117.1	12:51.441
7	2:01.244	33.671	43.382	44.191	116.8	14:52.685
8	2:00.577	33.242	43.300	44.035	117.4	16:53.262
9	2:01.037	33.351	43.425	44.261	117.0	18:54.299
10	7:54.313 B	33.948	44.773	6:35.592	29.9	26:48.612
11	2:13.812	43.147	44.939	45.726	105.8	29:02.424
12	2:02.215	34.638	43.524	44.053	115.9	31:04.639

48 ANDRES GARCIA		ESP				
IGAXTEAM		BEON				
1	3:17.946	1:49.197	44.227	44.522	71.5	3:17.946
2	32:50.384 B	33.480			7.2	36:08.330
3	2:08.037	38.825	44.880	44.332	110.6	38:16.367
4	1:59.904	32.964	43.124	43.816	118.1	40:16.271

49 IZAN RODRIGUEZ		ESP				
ETG RACING		BEON				
1	2:50.113	1:20.250	44.718	45.145	83.2	2:50.113
2	2:01.629	34.146	43.458	44.025	116.4	4:51.742
3	10:56.033 B	33.796			21.6	15:47.775
4	2:39.809	51.870	56.330	51.609	88.6	18:27.584
5	7:05.839 B	37.398	49.307	5:39.134	33.2	25:33.423
6	2:10.510	41.161	44.723	44.626	108.5	27:43.933
7	2:00.863	33.714	43.235	43.914	117.1	29:44.796
8	2:00.901	33.747	43.257	43.897	117.1	31:45.697
9	2:00.733	33.692	43.333	43.708	117.3	33:46.430
10	1:59.674	33.581	42.787	43.306	118.3	35:46.104
11	1:59.019	33.159	42.552	43.308	119.0	37:45.123
12	1:58.687	33.016	42.554	43.117	119.3	39:43.810
13	1:58.938	32.830	42.668	43.440	119.0	41:42.748

55 IGNACIO GALAN		ESP				
CUNA DE CAMPEONES		MIR RACING				
1	3:09.989	1:35.262	49.426	45.301	74.5	3:09.989
2	2:03.769	34.295	44.525	44.949	114.4	5:13.758
3	2:04.118	34.270	45.060	44.788	114.1	7:17.876
4	2:02.778	34.256	44.121	44.401	115.3	9:20.654
5	2:03.344	33.975	44.454	44.915	114.8	11:23.998
6	5:31.100 B	40.638	48.012	4:02.450	42.8	16:55.098
7	2:22.651	52.435	45.167	45.049	99.3	19:17.749
8	2:05.033	34.695	44.733	45.605	113.2	21:22.782
9	2:04.126	34.636	44.452	45.038	114.1	23:26.908
10	2:03.773	34.424	44.439	44.910	114.4	25:30.681
11	2:59.258 B	41.453	46.503	1:31.302	79.0	28:29.939





Moto4
ESBK
LIBRES 1

Análisis de sectores lentos

■ Mejor Personal ■ Mejor de la sesión ■ Cruzando por el pit lane

Vlt.	Tiempo	Sector 1	Sector 2	Sector 3	Km/h	T. Sesión	Vlt.	Tiempo	Sector 1	Sector 2	Sector 3	Km/h	T. Sesión
12	2:08.880	39.347	44.568	44.965	109.9	30:38.819	9	2:04.105	33.858	45.703	44.544	114.1	23:01.323
13	2:04.831	34.559	44.324	45.948	113.4	32:43.650	10	2:39.267 B	35.298	46.749	1:17.220	88.9	25:40.590
14	2:06.316	34.771	46.835	44.710	112.1	34:49.966	11	2:05.253	37.536	43.586	44.131	113.0	27:45.843
15	2:52.682 B	34.445	47.592	1:30.645	82.0	37:42.648	12	2:00.383	33.341	43.061	43.981	117.6	29:46.226
16	2:07.811	38.546	44.156	45.109	110.8	39:50.459	13	2:00.717	33.429	43.238	44.050	117.3	31:46.943
17	2:02.945	34.148	44.027	44.770	115.2	41:53.404	14	2:02.183	34.745	43.117	44.321	115.9	33:49.126

65 **IZAN CURIA** ESP
TEAM CURIA / SEMILLA AZTECA

1	3:50.982	2:16.872	47.403	46.707	61.3	3:50.982
2	2:06.464	34.873	45.901	45.690	112.0	5:57.446
3	2:05.509	34.585	45.433	45.491	112.8	8:02.955
4	2:05.265	34.720	45.390	45.155	113.0	10:08.220
5	2:59.624 B	34.605	44.838	1:40.181	78.8	13:07.844
6	2:08.285	39.323	44.229	44.733	110.4	15:16.129
7	2:03.298	34.283	44.396	44.619	114.8	17:19.427
8	2:03.127	34.219	44.203	44.705	115.0	19:22.554
9	2:05.117	35.456	44.749	44.912	113.2	21:27.671
10	7:01.730 B	34.945	44.800	5:41.985	33.6	28:29.401
11	2:07.298	38.672	44.044	44.582	111.2	30:36.699
12	2:02.429	34.030	43.968	44.431	115.6	32:39.128
13	2:02.666	34.152	43.769	44.745	115.4	34:41.794
14	2:01.901	33.812	43.749	44.340	116.1	36:43.695
15	2:01.532	33.783	43.640	44.109	116.5	38:45.227
16	2:01.745	33.826	43.551	44.368	116.3	40:46.972

66 **JOEL MORA** ESP
QRG MOTOR RACING BEON

1	3:19.766	1:34.164	52.883	52.719	70.9	3:19.766
2	2:24.897	40.193	51.709	52.995	97.7	5:44.663
3	2:22.219	40.745	50.938	50.536	99.6	8:06.882
4	2:19.737	39.947	49.633	50.157	101.3	10:26.619
5	2:08.838	36.480	46.180	46.178	109.9	12:35.457
6	2:06.102	34.891	45.351	45.860	112.3	14:41.559
7	2:05.718	34.808	45.102	45.808	112.6	16:47.277
8	2:05.405	34.691	45.275	45.439	112.9	18:52.682
9	2:05.053	34.631	44.911	45.511	113.2	20:57.735
10	2:03.880	33.888	44.249	45.743	114.3	23:01.615
11	2:04.859	34.094	45.264	45.501	113.4	25:06.474
12	3:55.607 B	34.594	45.505	2:35.508	60.1	29:02.081
13	2:15.779	44.538	45.567	45.674	104.3	31:17.860
14	2:04.362	34.296	44.724	45.342	113.9	33:22.222
15	2:04.140	34.204	44.634	45.302	114.1	35:26.362
16	2:04.297	34.268	44.738	45.291	113.9	37:30.659
17	2:04.185	34.223	44.427	45.535	114.0	39:34.844
18	2:03.835	34.260	44.332	45.243	114.3	41:38.679

69 **FERNANDO BUJOSA** ESP
MIGUEL OLIVEIRA FAN CLUB RACII BEON

1	3:20.166	1:51.050	44.524	44.592	70.7	3:20.166
2	2:01.103	33.465	43.549	44.089	116.9	5:21.269
3	2:00.023	33.311	43.302	43.410	118.0	7:21.292
4	1:59.628	32.980	42.999	43.649	118.4	9:20.920
5	5:20.249 B	33.076	43.288	4:03.885	44.2	14:41.169
6	2:13.371	45.578	43.573	44.220	106.2	16:54.540
7	2:00.956	33.408	43.349	44.199	117.1	18:55.496
8	2:01.722	33.448	43.702	44.572	116.3	20:57.218

70 **IAROSLAV KARPUSHIN** RUS
AUSTIN RACING VHC LIQUI MOLY CORSE


1	2:24.178	53.482	45.435	45.261	98.2	2:24.178
2	2:01.651	33.420	43.890	44.341	116.4	4:25.829
3	2:01.054	33.136	43.680	44.238	117.0	6:26.883
4	2:00.772	33.343	43.563	43.866	117.2	8:27.655
5	2:00.645	33.262	43.520	43.863	117.4	10:28.300
6	2:00.861	34.248	42.997	43.616	117.1	12:29.161
7	1:59.209	33.141	42.825	43.243	118.8	14:28.370
8	11:05.536 B	33.925	43.882	9:47.729	21.3	25:33.906
9	2:09.774	41.041	44.546	44.187	109.1	27:43.680
10	2:00.355	33.394	43.594	43.367	117.6	29:44.035
11	2:00.354	33.600	43.184	43.570	117.6	31:44.389
12	1:59.794	33.219	43.013	43.562	118.2	33:44.183
13	2:00.030	33.046	43.211	43.773	118.0	35:44.213
14	1:59.479	33.035	43.007	43.437	118.5	37:43.692
15	1:58.991	33.153	42.209	43.629	119.0	39:42.683
16	1:58.833	33.079	42.762	42.992	119.1	41:41.516

71 **CARLOS CANO** ESP
H43 TEAM NOBBY PAKOSTA37 BEON

1	2:23.914	53.782	45.406	44.726	98.4	2:23.914
2	2:01.450	33.610	43.570	44.270	116.6	4:25.364
3	2:02.962	34.895	43.460	44.607	115.1	6:28.326
4	1:59.794	33.222	42.979	43.593	118.2	8:28.120
5	2:01.636	35.268	42.941	43.427	116.4	10:29.756
6	1:59.072	32.919	42.802	43.351	118.9	12:28.828
7	1:59.384	32.846	42.986	43.552	118.6	14:28.212
8	1:59.791	33.505	42.766	43.520	118.2	16:28.003
9	9:20.811 B	34.798	43.493	8:02.520	25.2	25:48.814
10	2:05.520	38.476	43.215	43.829	112.8	27:54.334
11	2:00.145	33.566	42.979	43.600	117.8	29:54.479
12	1:59.157	33.124	42.667	43.366	118.8	31:53.636
13	1:58.976	33.222	42.605	43.149	119.0	33:52.612
14	1:59.532	33.186	42.708	43.638	118.5	35:52.144
15	1:58.939	32.852	42.788	43.299	119.0	37:51.083
16	1:58.399	32.816	42.531	43.052	119.6	39:49.482
17	1:58.688	32.771	42.606	43.311	119.3	41:48.170

72 **PIO GABRIEL** FRA
JEG RACING BRS BEON

1	2:45.126	1:11.426	46.741	46.959	85.7	2:45.126
2	2:06.960	35.078	45.761	46.121	111.5	4:52.086
3	2:06.082	34.594	45.649	45.839	112.3	6:58.168
4	2:05.539	34.346	45.352	45.841	112.8	9:03.707
5	2:05.120	34.690	44.829	45.601	113.2	11:08.827
6	2:04.477	34.320	44.667	45.490	113.7	13:13.304



Moto4
ESBK
LIBRES 1

Análisis de sectores lentos

■ Mejor Personal ■ Mejor de la sesión B Cruzando por el pit lane

Vlt.	Tiempo	Sector 1	Sector 2	Sector 3	Km/h	T. Sesión	Vlt.	Tiempo	Sector 1	Sector 2	Sector 3	Km/h	T. Sesión
7	2:04.629	34.267	44.637	45.725	113.6	15:17.933							
8	2:03.591	33.996	44.495	45.100	114.6	17:21.524							
9	2:03.670	33.925	44.602	45.143	114.5	19:25.194							
10	2:03.675	34.154	44.289	45.232	114.5	21:28.869							
11	5:09.335 B	36.338	50.720	3:42.277	45.8	26:38.204							
12	2:10.830	40.682	44.746	45.402	108.2	28:49.034							
13	2:03.405	33.938	44.350	45.117	114.7	30:52.439							
14	2:03.829	34.080	44.539	45.210	114.3	32:56.268							
15	2:04.095	34.222	44.413	45.460	114.1	35:00.363							
16	2:03.692	34.006	44.364	45.322	114.5	37:04.055							
17	2:04.022	33.927	44.680	45.415	114.2	39:08.077							
18	2:03.276	33.841	44.221	45.214	114.9	41:11.353							

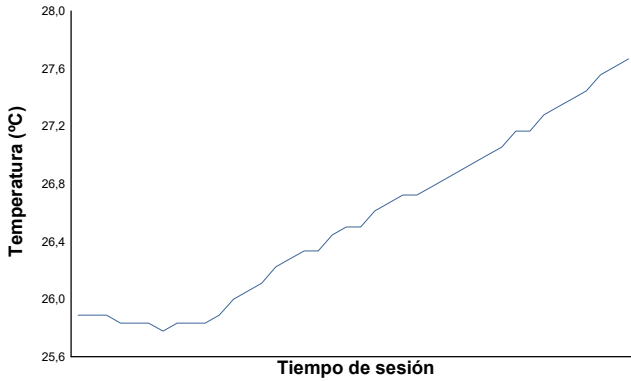
77 KERMAN D. MARTINEZ		ESP				
CUNA DE CAMPEONES		MIR RACING				
1	3:08.679	1:35.541	48.483	44.655	75.0	3:08.679
2	2:01.917	34.414	43.526	43.977	116.1	5:10.596
3	2:01.296	33.730	43.687	43.879	116.7	7:11.892
4	2:01.037	33.743	43.253	44.041	117.0	9:12.929
5	5:06.146 B	33.583	43.932	3:48.631	46.2	14:19.075
6	2:09.566	40.599	45.147	43.820	109.3	16:28.641
7	2:02.376	33.554	43.867	44.955	115.7	18:31.017
8	2:01.613	34.090	43.526	43.997	116.4	20:32.630
9	7:55.456 B	34.642	44.774	6:36.040	29.8	28:28.086
10	2:04.306	38.159	42.675	43.472	113.9	30:32.392
11	2:00.463	33.271	43.138	44.054	117.5	32:32.855
12	2:07.064	36.953	45.833	44.278	111.4	34:39.919
13	3:00.496 B	33.647	42.730	1:44.119	78.4	37:40.415
14	2:03.306	37.277	42.689	43.340	114.8	39:43.721
15	1:59.074	33.276	42.675	43.123	118.9	41:42.795



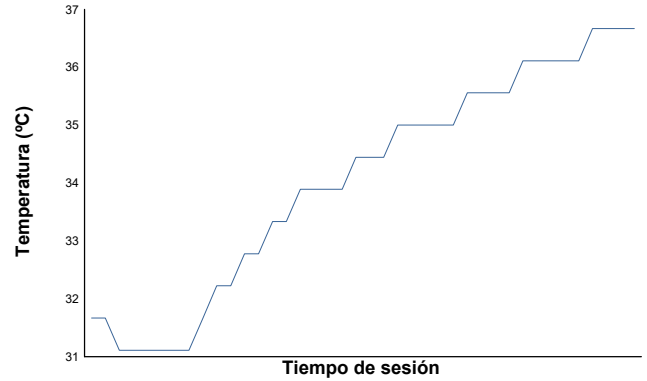
ESBK
Moto4
LIBRES 1

Informe meteorológico

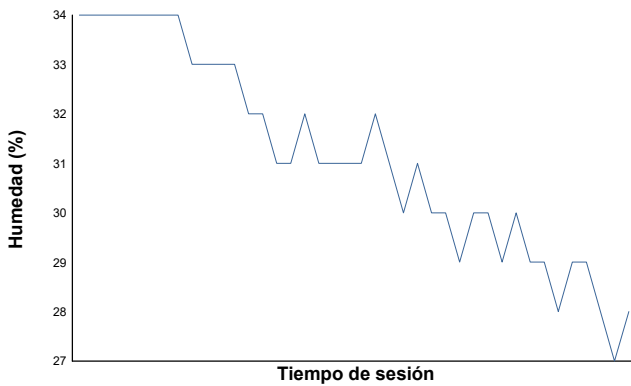
Temperatura del Aire



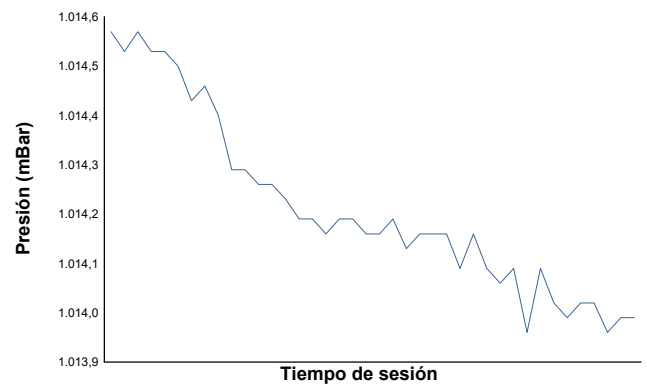
Temperatura de la Pista



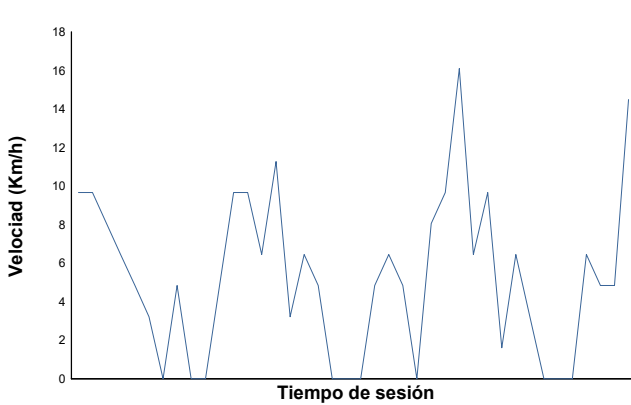
Humedad



Presión

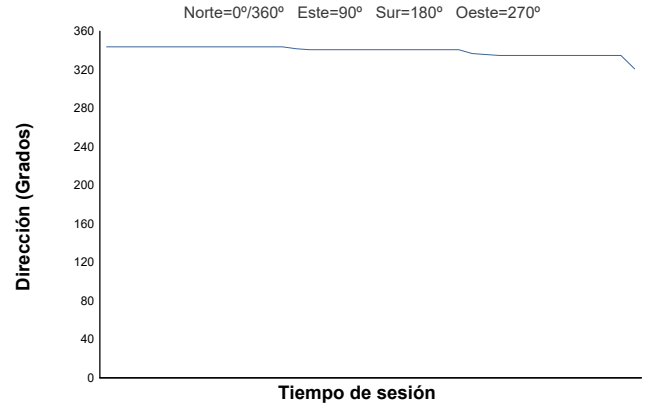


Velocidad del viento



Dirección del viento

Norte=0°/360° Este=90° Sur=180° Oeste=270°



Estado de pista: **SECO**