



SBK Junior

ESBK CIRCUIT DE BARCELONA-CATALUNYA

Carrera 2 (12 Laps, 55.9 km.)

Classification

No Rider	Nat	Team	Bike	Tires	Cl.	Laps	Total Time	Gap	Kph	Best Lap				
										Lap	Time	Kph		
1	27	Alvaro DIAZ	ESP	ARCO-MOTOR UNIVERSITY TEAM	YAMAHA	PIRELLI	YAMAHA	12	23:25.264	-	143.2	7	1:55.644	145.0
2	98	Daniel MOGEDA	ESP	ESP SOLUTIONS MOTAP RACING TEAM	KAWASAKI	PIRELLI	KAWASAI	12	23:28.123	+2.859	142.9	8	1:56.456	144.0
3	22	Alejandro CARRION	ESP	DR7 HMAX	KAWASAKI	PIRELLI	KAWASAI	12	23:28.199	+2.935	142.9	4	1:56.437	144.0
4	72	Yeray RUIZ	ESP	YAMAHA MS RACING	YAMAHA	PIRELLI	YAMAHA	12	23:28.216	+2.952	142.9	4	1:56.494	143.9
5	4	Eric FERNANDEZ	ESP	TEAM SPEED RACING	KAWASAKI	PIRELLI	KAWASAI	12	23:28.238	+2.974	142.9	9	1:56.434	144.0
6	91	Borja JIMENEZ	ESP	ESP SOLUTIONS MOTAP RACING TEAM	KAWASAKI	PIRELLI	KAWASAI	12	23:28.448	+3.184	142.8	11	1:56.244	144.2
7	48	Julio GARCIA	ESP	ESP SOLUTIONS MOTAP RACING TEAM	KAWASAKI	PIRELLI	KAWASAI	12	23:28.565	+3.301	142.8	3	1:55.832	144.7
8	8	Carlos GIMENEZ	ESP	ARCO-MOTOR UNIVERSITY TEAM	YAMAHA	PIRELLI	YAMAHA	12	23:28.690	+3.426	142.8	11	1:56.706	143.7
9	26	Jose M. OSUNA	ESP	DEZA - BOX 77 RACING TEAM	KAWASAKI	PIRELLI	KAWASAI	12	23:28.951	+3.687	142.8	3	1:56.622	143.8
10	47	Ferran HERNANDEZ	ESP	HONDA	HONDA	PIRELLI		12	23:29.062	+3.798	142.8	8	1:56.708	143.7
11	74	Juan A. CONESA	ESP	TEAM LAGLISSE		PIRELLI		12	23:33.910	+8.646	142.3	8	1:56.857	143.5
12	42	Raul PEREZ	ESP	FUSIÓN RACING TEAM	KAWASAKI	PIRELLI	KAWASAI	12	23:37.182	+11.918	142.0	4	1:56.673	143.7
13	46	Humberto MAIER NETO	BRA	YAMAHA MS RACING TEAM	YAMAHA	PIRELLI		12	23:49.190	+23.926	140.8	2	1:57.477	142.7
14	35	Yeray SAIZ	ESP	KAWASAKI PL RACING JUNIOR TEAM	KAWASAKI	PIRELLI	KAWASAI	12	23:49.226	+23.962	140.8	2	1:57.434	142.8
15	81	Juan E. RIVERA	COL	AUSTIN RACING VHC LIQUI MOLY	KAWASAKI	PIRELLI	KAWASAI	12	23:49.275	+24.011	140.8	2	1:57.644	142.5
16	18	Joan SANTOS	ESP	QRG MOTOR RACING	KAWASAKI	PIRELLI	KAWASAI	12	23:49.307	+24.043	140.8	7	1:57.849	142.3
17	17	Samuel DIAZ	ESP	TECNIRACING	KAWASAKI	PIRELLI	KAWASAI	12	23:49.435	+24.171	140.7	7	1:57.802	142.3
18	28	Valentin PERRONE	ARG	TEAM SPEED RACING	KAWASAKI	PIRELLI	KAWASAI	12	23:49.556	+24.292	140.7	2	1:57.211	143.0
19	94	Facundo A. LLAMBIAS	URY	KAWASAKI PL RACING JUNIOR TEAM	KAWASAKI	PIRELLI	KAWASAI	12	23:51.036	+25.772	140.6	6	1:57.809	142.3
20	31	Max SANCHEZ	ESP	ETG RACING	YAMAHA	PIRELLI	YAMAHA	12	23:50.315	+25.051	140.7	2	1:57.629	142.5
21	38	Ola NESBAKKEN	ESP	ALMA RACING TEAM	KAWASAKI	PIRELLI	KAWASAI	12	24:00.783	+35.519	139.6	2	1:58.140	141.9
22	51	Juan P. URIOSTEGUI	MEX	I+DENT RACING TEAM	YAMAHA	PIRELLI	YAMAHA	12	24:00.867	+35.603	139.6	2	1:58.688	141.3
23	84	Hector DOMINGUEZ	ESP	I+DENT RACING TEAM	YAMAHA	PIRELLI	YAMAHA	12	24:00.934	+35.670	139.6	3	1:58.919	141.0
24	53	Hector YEBRA	ESP	HY COMPETITION TEAM	KAWASAKI	PIRELLI	KAWASAI	12	24:01.149	+35.885	139.6	2	1:58.704	141.2
25	16	Michal A. BUDZIASZEK	POL	I+DENT RACING TEAM	YAMAHA	PIRELLI	YAMAHA	12	24:01.174	+35.910	139.6	2	1:58.543	141.4
26	15	Aaron GARCIA	ESP	TJT RACING	KAWASAKI	PIRELLI	KAWASAI	12	24:05.001	+39.737	139.2	2	1:58.736	141.2
27	97	Johan GIMBERT	FRA	TPR KAWASAKI	KAWASAKI	PIRELLI	KAWASAI	12	24:05.550	+40.286	139.2	4	1:58.885	141.0
28	2	Natalia RIVERA	ESP	I+DENT RACING TEAM	YAMAHA	PIRELLI	YAMAHA	12	24:05.708	+40.444	139.2	9	1:58.896	141.0
29	95	Afonso SIMOES DE ALMEIDA	PRT	MIGUEL OLIVEIRA FAN CLUB RACING TEAM	YAMAHA	PIRELLI		12	24:12.169	+46.905	138.5	9	1:59.444	140.4
30	6	Guilherme MARQUES	PRT	MIGUEL OLIVEIRA FAN CLUB	YAMAHA	PIRELLI		12	24:12.226	+46.962	138.5	9	1:59.432	140.4
31	85	Marcos LOPEZ	ESP	ALMA RACING TEAM	KAWASAKI	PIRELLI	KAWASAI	12	24:19.875	+54.611	137.8	7	1:59.684	140.1
32	36	Juho KANTOLA	FIN	KALLIO RACING JUNIOR TEAM	KTM	PIRELLI		12	24:38.972	+1:13.708	136.0	5	2:02.172	137.2
33	58	Isaac RUIVINHO MARTINS ROSA	PRT	TEAM MOTOCULUBE LOULÉ CONCELHO	KAWASAKI	PIRELLI	KAWASAI	12	24:46.759	+1:21.495	135.3	5	2:02.527	136.8

Retired

20	Javier CORRAL	ESP	ARCO-MOTOR UNIVERSITY TEAM	YAMAHA	PIRELLI	YAMAHA	9	18:01.220			2	1:58.518	141.5
32	Rodrigo VALENTE MARTINS	PRT	YAMAHA GV STRATOS	YAMAHA	PIRELLI	YAMAHA	6	12:09.682			2	1:59.860	139.9
23	Jordi RAPOSEIRAS	AND	ILUSION TEAM	KAWASAKI	PIRELLI	KAWASAI	5	10:01.733			2	1:58.691	141.3

Pole Position:	Alvaro DIAZ	1:55.760	144.8 Kph
Fastest Lap:	Lap7 Alvaro DIAZ	1:55.644	145.0 Kph

#31 PENALIZACIÓN DE 1 PUESTO AL FINAL DE CARRERA POR LÍMITES DE PISTA

Published at:

Track Status: **DRY**

Race Director:	Timekeeper: Denís del Pozo López 565410-B
-----------------------	--------------------------------------------------------



SBK Junior

ESBK CIRCUIT DE BARCELONA-CATALUNYA

Carrera 2 (12 Laps, 55.9 km.)

Classification by Class

No	Rider	Nat	Team	Bike	Laps	Total Time	Gap	Kph	Best Lap			
									Lap	Time	Kph	
KAWASAKI												
1	98 Daniel MOGEDA	ESP	ESP SOLUTIONS MOTAP RACING TEAM	KAWASAKI	12	23:28.123		142.9	8	1:56.456	144.0	
2	22 Alejandro CARRION	ESP	DR7 HMAX	KAWASAKI	12	23:28.199	+0.076	142.9	4	1:56.437	144.0	
3	4 Eric FERNANDEZ	ESP	TEAM SPEED RACING	KAWASAKI	12	23:28.238	+0.115	142.9	9	1:56.434	144.0	
4	91 Borja JIMENEZ	ESP	ESP SOLUTIONS MOTAP RACING TEAM	KAWASAKI	12	23:28.448	+0.325	142.8	11	1:56.244	144.2	
5	48 Julio GARCIA	ESP	ESP SOLUTIONS MOTAP RACING TEAM	KAWASAKI	12	23:28.565	+0.442	142.8	3	1:55.832	144.7	
6	26 Jose M. OSUNA	ESP	DEZA BOX 77 RACING TEAM	KAWASAKI	12	23:28.951	+0.828	142.8	3	1:56.622	143.8	
7	42 Raul PEREZ	ESP	FUSIÓN RACING TEAM	KAWASAKI	12	23:37.182	+9.059	142.0	4	1:56.673	143.7	
8	35 Yeray SAIZ	ESP	KAWASAKI PL RACING JUNIOR TEAM	KAWASAKI	12	23:49.226	+21.103	140.8	2	1:57.434	142.8	
9	81 Juan E. RIVERA	COL	AUSTIN RACING VHC LIQUI MOLY	KAWASAKI	12	23:49.275	+21.152	140.8	2	1:57.644	142.5	
10	18 Joan SANTOS	ESP	QRG MOTOR RACING	KAWASAKI	12	23:49.307	+21.184	140.8	7	1:57.849	142.3	
11	17 Samuel DIAZ	ESP	TECNIRACING	KAWASAKI	12	23:49.435	+21.312	140.7	7	1:57.802	142.3	
12	28 Valentin PERRONE	ARG	TEAM SPEED RACING	KAWASAKI	12	23:49.556	+21.433	140.7	2	1:57.211	143.0	
13	94 Facundo A. LLAMBIAS	URY	KAWASAKI PL RACING JUNIOR TEAM	KAWASAKI	12	23:51.036	+22.913	140.6	6	1:57.809	142.3	
14	38 Ola NESBAKKEN	ESP	ALMA RACING TEAM	KAWASAKI	12	24:00.783	+32.660	139.6	2	1:58.140	141.9	
15	53 Hector YEBRA	ESP	HY COMPETITION TEAM	KAWASAKI	12	24:01.149	+33.026	139.6	2	1:58.704	141.2	
16	15 Aaron GARCIA	ESP	TJT RACING	KAWASAKI	12	24:05.001	+36.878	139.2	2	1:58.736	141.2	
17	97 Johan GIMBERT	FRA	TPR KAWASAKI	KAWASAKI	12	24:05.550	+37.427	139.2	4	1:58.885	141.0	
18	85 Marcos LOPEZ	ESP	ALMA RACING TEAM	KAWASAKI	12	24:19.875	+51.752	137.8	7	1:59.684	140.1	
19	58 Isaac RUIVINGHO MARTINS ROSA	PRT	TEAM MOTOCULUBE LOULE CONCELHO	KAWASAKI	12	24:46.759	+1:18.636	135.3	5	2:02.527	136.8	
Retired												
23	Jordi RAPOSEIRAS	AND	ILUSION TEAM	KAWASAKI	5	10:01.733	7 Laps		2	1:58.691	141.3	
YAMAHA												
1	27 Alvaro DIAZ	ESP	ARCO-MOTOR UNIVERSITY TEAM	YAMAHA	12	23:25.264		143.2	7	1:55.644	145.0	
2	72 Yeray RUIZ	ESP	YAMAHA MS RACING	YAMAHA	12	23:28.216	+2.952	142.9	4	1:56.494	143.9	
3	8 Carlos GIMENEZ	ESP	ARCO-MOTOR UNIVERSITY TEAM	YAMAHA	12	23:28.690	+3.426	142.8	11	1:56.706	143.7	
4	31 Max SANCHEZ	ESP	ETG RACING	YAMAHA	12	23:50.315	+25.051	140.7	2	1:57.629	142.5	
5	51 Juan P. URIOSTEGUI	MEX	I+DENT RACING TEAM	YAMAHA	12	24:00.867	+35.603	139.6	2	1:58.688	141.3	
6	84 Hector DOMINGUEZ	ESP	I+DENT RACING TEAM	YAMAHA	12	24:00.934	+35.670	139.6	3	1:58.919	141.0	
7	16 Michal A. BUDZIASZEK	POL	I+DENT RACING TEAM	YAMAHA	12	24:01.174	+35.910	139.6	2	1:58.543	141.4	
8	2 Natalia RIVERA	ESP	I+DENT RACING TEAM	YAMAHA	12	24:05.708	+40.444	139.2	9	1:58.896	141.0	
Retired												
20	Javier CORRAL	ESP	ARCO-MOTOR UNIVERSITY TEAM	YAMAHA	9	18:01.220	3 Laps		2	1:58.518	141.5	
32	Rodrigo VALENTE MARTINS	PRT	YAMAHA GV STRATOS	YAMAHA	6	12:09.682	6 Laps		2	1:59.860	139.9	

#31 PENALIZACIÓN DE 1 PUESTO AL FINAL DE CARRERA POR LÍMITES DE PISTA

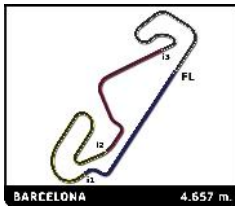
Published at:

Track Status: **DRY**

Race Director:

Timekeeper:

Denís del Pozo López
565410-B



SBK Junior

ESBK CIRCUIT DE BARCELONA-CATALUNYA

Carrera 2

Lap Chart

No	Pos	Grid	Lap											
			1	2	3	4	5	6	7	8	9	10	11	12
27	1	27	27	4	27	27	4	22	27	27	27	27	27	27
22	2	22	72	8	4	4	22	91	22	22	4	4	22	98
98	3	98	4	98	22	22	72	4	72	4	72	72	4	22
72	4	72	98	91	72	72	98	26	4	72	98	22	72	72
8	5	8	8	27	91	98	91	72	26	98	26	26	91	4
26	6	26	91	72	98	91	48	48	98	26	22	98	98	91
91	7	91	22	22	8	8	8	27	8	48	8	8	8	48
47	8	47	47	47	48	48	26	98	91	8	48	91	26	8
74	9	74	26	26	47	47	27	8	48	91	91	48	48	26
4	10	4	94	42	26	26	47	47	47	47	47	47	47	47
42	11	42	42	48	42	42	42	42	42	74	74	74	74	74
48	12	48	48	74	74	74	74	74	74	42	42	42	42	42
35	13	35	74	94	35	46	35	35	81	18	18	35	35	46
94	14	94	35	35	28	35	81	81	46	94	35	46	81	35
46	15	46	81	28	81	81	28	46	35	35	94	81	31	81
20	16	20	28	81	46	28	46	28	18	46	81	31	46	18
97	17	97	46	46	94	18	18	18	28	81	31	18	18	17
17	18	17	17	31	31	31	94	94	94	28	46	17	17	28
51	19	51	18	17	18	94	17	31	31	31	17	94	94	31
31	20	31	31	18	17	17	31	17	17	28	28	28	28	94
81	21	81	51	51	51	51	51	53	51	38	84	51	16	38
28	22	28	53	53	38	53	53	16	16	84	38	84	53	51
23	23	23	20	20	53	20	20	38	38	51	51	16	38	84
18	24	18	84	38	16	38	23	51	84	16	16	53	84	53
38	25	38	23	23	20	16	38	84	53	53	53	15	51	16
53	26	53	38	16	84	23	16	20	20	20	20	38	15	15
84	27	84	16	84	23	84	84	15	15	15	15	97	97	97
16	28	16	15	15	15	15	15	97	97	97	2	2	2	2
2	29	2	2	95	32	32	32	95	85	2	2	95	6	95
15	30	15	32	32	6	95	97	2	2	95	95	6	95	6
85	31	85	85	2	85	85	95	6	95	6	6	85	85	85
6	32	6	95	85	2	97	6	85	6	85	85	36	36	36
32	33	32	6	6	95	6	85	32	36	36	36	58	58	58
95	34	95	58	97	97	2	2	36	58	58	58			
58	35	58	36	58	58	36	36	58						
36	36	36	97	36	36	58	58							



SBK Junior

ESBK CIRCUIT DE BARCELONA-CATALUNYA

Carrera 2

Best Sector Times

Sector 1			Sector 2			Sector 3			Sector 4			Pos	No	Ideal Lap	Best Lap	
Pos	No	Rider	Time	No	Rider	Time	No	Rider	Time	No	Rider					Time
1	27	A.DIAZ	21.810	91	B.JIMENEZ	35.328	8	C.GIMENEZ	24.334	72	Y.RUIZ	33.756	1	27	1:55.258	1:55.644 (1)
2	22	A.CARRION	21.847	27	A.DIAZ	35.331	27	A.DIAZ	24.358	27	A.DIAZ	33.759	2	48	1:55.559	1:55.832 (2)
3	48	J.GARCIA	21.873	8	C.GIMENEZ	35.337	98	D.MOGEDA	24.405	48	J.GARCIA	33.829	3	22	1:55.735	1:56.437 (5)
4	91	B.JIMENEZ	21.957	72	Y.RUIZ	35.358	22	A.CARRION	24.417	4	E.FERNANDEZ	34.007	4	72	1:55.742	1:56.494 (7)
5	98	D.MOGEDA	21.983	98	D.MOGEDA	35.371	91	B.JIMENEZ	24.421	74	J.CONESA	34.029	5	98	1:55.788	1:56.456 (6)
6	8	C.GIMENEZ	21.994	4	E.FERNANDEZ	35.390	26	J.OSUNA	24.452	98	D.MOGEDA	34.029	6	8	1:55.803	1:56.706 (10)
7	72	Y.RUIZ	21.997	26	J.OSUNA	35.394	48	J.GARCIA	24.454	22	A.CARRION	34.065	7	91	1:55.808	1:56.244 (3)
8	26	J.OSUNA	22.048	48	J.GARCIA	35.403	4	E.FERNANDEZ	24.459	47	F.HERNANDEZ	34.081	8	4	1:56.117	1:56.434 (4)
9	46	H.MAIER NETO	22.068	22	A.CARRION	35.406	47	F.HERNANDEZ	24.491	91	B.JIMENEZ	34.102	9	26	1:56.125	1:56.622 (8)
10	42	R.PEREZ	22.095	42	R.PEREZ	35.456	74	J.CONESA	24.622	8	C.GIMENEZ	34.138	10	47	1:56.215	1:56.708 (11)
11	47	F.HERNANDEZ	22.118	47	F.HERNANDEZ	35.525	72	Y.RUIZ	24.631	42	R.PEREZ	34.181	11	42	1:56.423	1:56.673 (9)
12	17	S.DIAZ	22.138	74	J.CONESA	35.532	42	R.PEREZ	24.691	26	J.OSUNA	34.231	12	74	1:56.444	1:56.857 (12)
13	31	M.SANCHEZ	22.175	81	J.RIVERA	35.602	31	M.SANCHEZ	24.693	18	J.SANTOS	34.367	13	28	1:57.079	1:57.211 (13)
14	23	J.RAPOSEIRAS	22.233	28	V.PERRONE	35.639	28	V.PERRONE	24.712	46	H.MAIER NETO	34.418	14	46	1:57.131	1:57.477 (15)
15	35	Y.SAIZ	22.257	35	Y.SAIZ	35.688	18	J.SANTOS	24.778	28	V.PERRONE	34.432	15	35	1:57.208	1:57.434 (14)
16	18	J.SANTOS	22.258	17	S.DIAZ	35.701	94	F.LLAMBIAS	24.800	35	Y.SAIZ	34.451	16	31	1:57.215	1:57.629 (16)
17	74	J.CONESA	22.261	31	M.SANCHEZ	35.759	81	J.RIVERA	24.808	17	S.DIAZ	34.485	17	18	1:57.241	1:57.849 (20)
18	4	E.FERNANDEZ	22.261	94	F.LLAMBIAS	35.766	35	Y.SAIZ	24.812	94	F.LLAMBIAS	34.549	18	17	1:57.254	1:57.802 (18)
19	94	F.LLAMBIAS	22.290	46	H.MAIER NETO	35.767	38	O.NESBAKKEN	24.826	81	J.RIVERA	34.551	19	81	1:57.342	1:57.644 (17)
20	28	V.PERRONE	22.296	18	J.SANTOS	35.838	46	H.MAIER NETO	24.878	31	M.SANCHEZ	34.588	20	94	1:57.405	1:57.809 (19)
21	81	J.RIVERA	22.381	2	N.RIVERA	35.912	84	H.DOMINGUEZ	24.921	84	H.DOMINGUEZ	34.610	21	38	1:57.916	1:58.140 (21)
22	53	H.YEBRA	22.407	84	H.DOMINGUEZ	35.952	51	J.URIOSTEGUI	24.924	2	N.RIVERA	34.639	22	23	1:58.180	1:58.691 (25)
23	38	O.NESBAKKEN	22.418	51	J.URIOSTEGUI	35.960	23	J.RAPOSEIRAS	24.928	38	O.NESBAKKEN	34.639	23	84	1:58.213	1:58.919 (30)
24	95	A.SIMOES DE ALMEIDA	22.433	23	J.RAPOSEIRAS	35.971	17	S.DIAZ	24.930	15	A.GARCIA	34.650	24	16	1:58.236	1:58.543 (23)
25	85	M.LOPEZ	22.460	16	M.BUDZIASZEK	35.989	20	J.CORRAL	24.939	16	M.BUDZIASZEK	34.699	25	20	1:58.282	1:58.518 (22)
26	20	J.CORRAL	22.492	20	J.CORRAL	36.003	53	H.YEBRA	24.981	32	R.VALENTE MARTINS	34.701	26	53	1:58.282	1:58.704 (26)
27	16	M.BUDZIASZEK	22.553	38	O.NESBAKKEN	36.033	16	M.BUDZIASZEK	24.995	6	G.MARQUES	34.818	27	15	1:58.327	1:58.736 (27)
28	97	J.GIMBERT	22.558	53	H.YEBRA	36.034	15	A.GARCIA	25.031	20	J.CORRAL	34.848	28	51	1:58.375	1:58.688 (24)
29	15	A.GARCIA	22.602	15	A.GARCIA	36.044	97	J.GIMBERT	25.144	53	H.YEBRA	34.860	29	2	1:58.665	1:58.896 (29)
30	51	J.URIOSTEGUI	22.612	97	J.GIMBERT	36.146	32	R.VALENTE MARTINS	25.189	51	J.URIOSTEGUI	34.879	30	97	1:58.765	1:58.885 (28)
31	32	R.VALENTE MARTINS	22.703	32	R.VALENTE MARTINS	36.325	6	G.MARQUES	25.207	97	J.GIMBERT	34.917	31	32	1:58.918	1:59.860 (34)
32	84	H.DOMINGUEZ	22.730	85	M.LOPEZ	36.381	85	M.LOPEZ	25.230	95	A.SIMOES DE ALMEIDA	34.929	32	95	1:59.078	1:59.444 (32)
33	2	N.RIVERA	22.742	6	G.MARQUES	36.414	95	A.SIMOES DE ALMEIDA	25.261	23	J.RAPOSEIRAS	35.048	33	85	1:59.130	1:59.684 (33)
34	6	G.MARQUES	22.914	95	A.SIMOES DE ALMEIDA	36.455	2	N.RIVERA	25.372	85	M.LOPEZ	35.059	34	6	1:59.353	1:59.432 (31)
35	36	J.KANTOLA	23.245	36	J.KANTOLA	37.013	36	J.KANTOLA	25.692	36	J.KANTOLA	35.709	35	36	2:01.659	2:02.172 (35)
36	58	I.RUIVINHO MARTINS ROSA	23.260	58	I.RUIVINHO MARTINS ROSA	37.260	58	I.RUIVINHO MARTINS ROSA	25.797	58	I.RUIVINHO MARTINS ROSA	35.955	36	58	2:02.272	2:02.527 (36)



SBK Junior

ESBK CIRCUIT DE BARCELONA-CATALUNYA

Carrera 2

Best Top Speed

No Rider	Team	Class	Top 1		Top 2		Top 3		Top 4		Top 5			
			Kph	Lap	Kph	Lap	Kph	Lap	Kph	Lap	Kph	Lap	Avg	
26	Jose M. OSUNA	DEZA BOX 77 RACING TEAM	KAWASAKI	213.6	6	212.8	5	210.3	9	209.9	8	209.9	4	211.3
46	Humberto MAIER NETO	YAMAHA MS RACING TEAM		213.2	2	209.1	10	206.7	3	205.9	6	205.5	4	208.1
17	Samuel DIAZ	TECNIRACING	KAWASAKI	212.8	8	211.1	9	209.9	2	209.1	12	207.5	7	210.1
48	Julio GARCIA	ESP SOLUTIONS MOTAP RACING TEAM	KAWASAKI	212.8	12	212.8	8	211.1	3	211.1	2	210.3	6	211.6
91	Borja JIMENEZ	ESP SOLUTIONS MOTAP RACING TEAM	KAWASAKI	212.3	10	211.9	11	211.1	5	210.7	9	208.3	6	210.9
38	Ola NESBAKKEN	ALMA RACING TEAM	KAWASAKI	211.9	2	207.1	3	205.5	4	202.1	7	200.2	8	205.4
98	Daniel MOGEDA	ESP SOLUTIONS MOTAP RACING TEAM	KAWASAKI	211.9	4	209.5	8	209.5	7	207.5	5	205.5	11	208.8
23	Jordi RAPOSEIRAS	ILUSION TEAM	KAWASAKI	211.5	4	211.1	2	210.7	3	208.7	5			210.5
28	Valentin PERRONE	TEAM SPEED RACING	KAWASAKI	211.5	11	207.1	2	204.7	10	204.7	9	204.4	12	206.5
47	Ferran HERNANDEZ			211.1	6	210.7	7	210.3	9	209.9	10	209.9	8	210.4
42	Raul PEREZ	FUSIÓN RACING TEAM	KAWASAKI	209.9	3	208.7	2	206.3	7	205.9	5	205.5	4	207.3
31	Max SANCHEZ	ETG RACING	YAMAHA	209.5	8	209.1	6	208.7	9	208.3	2	204.4	4	208.0
8	Carlos GIMENEZ	ARCO-MOTOR UNIVERSITY TEAM	YAMAHA	208.7	9	208.3	4	207.9	7	207.5	8	207.1	12	207.9
94	Facundo A. LLAMBIAS	KAWASAKI PL RACING JUNIOR TEAM	KAWASAKI	208.7	11	207.5	6	206.3	5	205.5	4	205.1	2	206.6
97	Johan GIMBERT	TPR KAWASAKI	KAWASAKI	208.7	5	205.5	2	204.7	6	203.6	4	202.5	3	205.0
72	Yeray RUIZ	YAMAHA MS RACING	YAMAHA	208.3	4	207.1	7	206.3	8	204.7	10	202.1	11	205.7
85	Marcos LOPEZ	ALMA RACING TEAM	KAWASAKI	208.3	2	207.1	3	205.5	5	204.0	7	203.2	4	205.6
22	Alejandro CARRION	DR7 HMAX	KAWASAKI	207.9	4	207.9	2	207.5	3	206.3	8	203.6	11	206.6
95	Afonso SIMOES DE ALMEIDA	MIGUEL OLIVEIRA FAN CLUB RACING TEAM		207.9	4	207.9	2	205.1	5	203.6	8	203.2	6	205.5
18	Joan SANTOS	QRG MOTOR RACING	KAWASAKI	207.5	2	205.1	4	202.8	3	201.7	7	200.6	8	203.5
15	Aaron GARCIA	TJT RACING	KAWASAKI	207.1	2	206.7	12	206.7	10	206.7	9	206.3	3	206.7
6	Guilherme MARQUES	MIGUEL OLIVEIRA FAN CLUB		206.7	2	204.4	3	202.5	6	202.1	8	202.1	5	203.6
20	Javier CORRAL	ARCO-MOTOR UNIVERSITY TEAM	YAMAHA	206.7	2	206.7	4	205.9	8	202.8	7	201.3	5	204.7
35	Yeray SAIZ	KAWASAKI PL RACING JUNIOR TEAM	KAWASAKI	206.7	2	202.1	9	202.1	8	201.7	3	199.5	7	202.4
81	Juan E. RIVERA	AUSTIN RACING VHC LIQUI MOLY	KAWASAKI	206.3	3	206.3	2	203.6	9	199.9	12	199.9	8	203.2
27	Alvaro DIAZ	ARCO-MOTOR UNIVERSITY TEAM	YAMAHA	205.9	7	205.9	6	204.4	3	198.0	8	197.3	12	202.3
53	Hector YEBRA	HY COMPETITION TEAM	KAWASAKI	205.9	4	205.1	2	204.4	8	203.6	9	202.5	3	204.3
32	Rodrigo VALENTE MARTINS	YAMAHA GV STRATOS	YAMAHA	205.5	2	198.4	3	196.2	5	195.9	4	195.2	6	198.2
16	Michal A. BUDZIASZEK	I+DENT RACING TEAM	YAMAHA	205.1	2	204.7	4	204.7	3	203.2	9	202.1	5	204.0
2	Natalia RIVERA	I+DENT RACING TEAM	YAMAHA	204.7	5	201.3	4	201.3	2	200.2	3	199.1	8	201.3
36	Juho KANTOLA	KALLIO RACING JUNIOR TEAM		204.0	2	195.5	3	191.7	8	191.7	7	191.4	5	194.9
51	Juan P. URIOSTEGUI	I+DENT RACING TEAM	YAMAHA	203.6	7	202.1	4	202.1	3	202.1	2	201.0	10	202.2
84	Hector DOMINGUEZ	I+DENT RACING TEAM	YAMAHA	203.6	5	203.2	7	202.8	12	202.8	4	202.1	2	202.9
4	Eric FERNANDEZ	TEAM SPEED RACING	KAWASAKI	203.2	8	203.2	4	201.3	9	201.0	10	200.6	12	201.9
74	Juan A. CONESA	TEAM LAGLISSE		202.8	9	202.1	3	201.3	2	201.0	8	199.5	4	201.3
58	Isaac RUIVINHO MARTINS	TEAM MOTOCULUBE LOULÉ CONCELHO	KAWASAKI	199.9	2	197.7	3	194.8	5	193.1	7	192.8	6	195.7



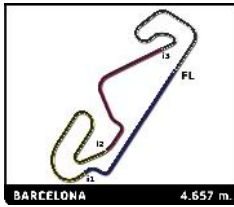
SBK Junior

ESBK CIRCUIT DE BARCELONA-CATALUNYA

Carrera 2

Fastest Lap Sequence

Elapsed	No Rider	Team	Bike	Class	Time	Kph	Lap
3:57.581	4 Eric FERNANDEZ	TEAM SPEED RACING	KAWASAKI	KAWASAK	1:57.097	143.2	2
3:57.613	8 Carlos GIMENEZ	ARCO-MOTOR UNIVERSITY TEAM	YAMAHA	YAMAHA	1:56.837	143.5	2
3:59.454	42 Raul PEREZ	FUSIÓN RACING TEAM	KAWASAKI	KAWASAK	1:56.752	143.6	2
5:54.211	27 Alvaro DIAZ	ARCO-MOTOR UNIVERSITY TEAM	YAMAHA	YAMAHA	1:56.163	144.3	3
5:55.411	48 Julio GARCIA	ESP SOLUTIONS MOTAP RACING TEAM	KAWASAKI	KAWASAK	1:55.832	144.7	3
13:42.709	27 Alvaro DIAZ	ARCO-MOTOR UNIVERSITY TEAM	YAMAHA	YAMAHA	1:55.644	145.0	7



SBK Junior

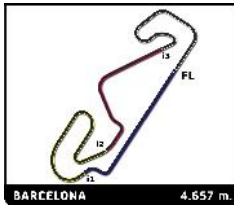
ESBK CIRCUIT DE BARCELONA-CATALUNYA

Carrera 2

Sector Analysis

— Invalidated Lap ■ Personal Best ■ Session Best B Crossing the pit lane

Lap	Time	Sector 1	Sector 2	Sector 3	Sector 4	T.Sp	Lap	Time	Sector 1	Sector 2	Sector 3	Sector 4	T.Sp	
2	Natalia RIVERA ESP							10	1:56.988	22.159	35.612	24.780	34.437	206.7
	I+DENT RACING TEAM YAMAHA							11	1:56.706	22.389	35.425	24.334	34.558	204.7
								12	1:57.276	22.633	35.652	24.634	34.357	207.1
1	2:07.250	28.421	37.572	25.823	35.434									
2	2:00.142	23.125	36.419	25.440	35.158	201.3								
3	2:00.644	23.605	36.569	25.398	35.072	200.2								
4	2:00.816	23.145	36.564	25.722	35.385	201.3								
5	2:00.068	22.742	36.709	25.644	34.973	204.7								
6	1:59.923	22.860	36.578	25.527	34.958	199.1								
7	2:00.215	23.416	36.254	25.421	35.124	192.1								
8	1:59.718	22.907	36.258	25.568	34.985	199.1								
9	1:58.896	22.878	35.912	25.410	34.696	196.2								
10	1:59.064	23.043	36.010	25.372	34.639	195.5								
11	1:59.490	22.800	35.976	25.601	35.113	198.4								
12	1:59.482	22.886	36.357	25.416	34.823	197.7								
4	Eric FERNANDEZ ESP													
	TEAM SPEED RACING KAWASAKI													
1	2:00.484	26.189	35.621	24.623	34.051									
2	1:57.097	22.542	35.641	24.569	34.345	199.1								
3	1:56.968	22.986	35.390	24.459	34.133	196.6								
4	1:56.636	22.261	35.682	24.643	34.050	203.2								
5	1:57.465	22.710	35.626	24.878	34.251	195.9								
6	1:57.930	23.072	35.840	24.665	34.353	198.4								
7	1:56.924	22.871	35.511	24.497	34.045	200.2								
8	1:56.638	22.372	35.723	24.532	34.011	203.2								
9	1:56.434	22.290	35.444	24.693	34.007	201.3								
10	1:56.663	22.469	35.483	24.675	34.036	201.0								
11	1:57.541	22.582	35.758	24.865	34.336	200.2								
12	1:57.458	22.347	35.666	24.888	34.557	200.6								
6	Guilherme MARQUES PRT													
	MIGUEL OLIVEIRA FAN CLUB YAMAHA													
1	2:07.672	29.230	37.336	25.642	35.464									
2	1:59.905	22.941	36.602	25.319	35.043	206.7								
3	1:59.991	23.192	36.417	25.207	35.175	204.4								
4	2:00.937	23.708	36.639	25.510	35.080	197.0								
5	2:00.120	23.011	36.642	25.257	35.210	202.1								
6	2:00.353	23.045	36.928	25.324	35.056	202.5								
7	2:00.755	23.806	36.638	25.298	35.013	190.1								
8	1:59.769	23.075	36.414	25.244	35.036	202.1								
9	1:59.432	22.914	36.453	25.247	34.818	199.9								
10	2:00.743	23.431	36.520	25.351	35.441	191.7								
11	2:01.516	23.311	37.230	25.664	35.311	190.7								
12	2:01.033	23.533	36.806	25.514	35.180	190.7								
8	Carlos GIMENEZ ESP													
	ARCO-MOTOR UNIVERSITY TEAM YAMAHA													
1	2:00.776	26.151	35.958	24.411	34.256									
2	1:56.837	22.354	35.368	24.783	34.332	201.3								
3	1:57.681	23.161	35.536	24.817	34.167	192.8								
4	1:56.736	21.994	35.797	24.770	34.175	208.3								
5	1:57.340	22.384	35.505	24.635	34.816	206.3								
6	1:57.903	22.677	36.115	24.610	34.501	204.7								
7	1:56.856	22.442	35.636	24.618	34.160	207.9								
8	1:56.796	22.305	35.648	24.705	34.138	207.5								
9	1:56.795	22.403	35.337	24.615	34.440	208.7								
15	Aaron GARCIA ESP													
	TJT RACING KAWASAKI													
1	2:06.442	28.648	37.281	25.429	35.084									
2	1:58.736	22.602	36.257	25.227	34.650	207.1								
3	1:59.121	22.786	36.044	25.091	35.200	206.3								
4	1:58.796	22.616	36.233	25.031	34.916	204.7								
5	1:59.206	22.748	36.205	25.475	34.778	205.5								
6	1:59.924	23.315	36.354	25.155	35.100	204.0								
7	1:59.284	22.943	36.159	25.186	34.996	205.1								
8	1:59.891	22.901	36.414	25.371	35.205	205.5								
9	1:59.941	23.216	36.573	25.222	34.930	206.7								
10	1:59.769	23.254	36.424	25.129	34.962	206.7								
11	2:00.372	23.256	36.878	25.186	35.052	193.1								
12	2:03.519	25.225	37.181	25.734	35.379	206.7								
16	Michal A. BUDZIASZEK POL													
	I+DENT RACING TEAM YAMAHA													
1	2:06.262	28.233	37.354	25.480	35.195									
2	1:58.543	22.553	36.088	25.026	34.876	205.1								
3	1:58.587	22.766	35.989	24.995	34.837	204.7								
4	1:59.023	23.072	36.102	25.044	34.805	204.7								
5	1:59.541	23.280	36.129	25.198	34.934	202.1								
6	1:59.038	23.264	36.008	25.002	34.764	200.2								
7	1:59.603	22.901	36.190	25.557	34.955	198.4								
8	2:00.329	23.221	36.013	25.734	35.361	196.2								
9	1:59.865	22.871	36.316	25.506	35.172	203.2								
10	2:00.020	23.608	36.112	25.244	35.056	196.6								
11	1:59.933	23.053	36.286	25.439	35.155	195.9								
12	2:00.430	23.910	36.250	25.571	34.699	191.7								
17	Samuel DIAZ ESP													
	TECNIRACING KAWASAKI													
1	2:04.039	27.330	37.007	25.217	34.485									
2	1:58.186	22.338	35.792	25.364	34.692	209.9								
3	1:58.786	22.400	36.336	25.149	34.901	203.6								
4	1:58.854	22.824	36.202	24.976	34.852	207.5								
5	1:57.884	22.481	35.825	24.959	34.619	205.1								
6	1:58.186	22.685	35.907	24.930	34.664	207.5								
7	1:57.802	22.138	35.701	24.987	34.976	207.5								
8	1:58.982	22.827	36.282	25.060	34.813	212.8								
9	1:58.544	22.525	36.243	25.108	34.668	211.1								
10	1:59.851	22.444	36.772	25.281	35.354	206.3								
11	1:59.031	22.938	36.364	24.965	34.764	206.3								
12	1:59.290	22.768	36.427	25.155	34.940	209.1								
18	Joan SANTOS ESP													
	QRG MOTOR RACING KAWASAKI													
1	2:04.197	27.763	36.777	25.290	34.367									
2	1:58.107	22.258	35.940	25.269	34.640	207.5								
3	1:58.613	22.428	36.452	24.966	34.767	202.8								
4	1:58.413	22.479	36.347	24.968	34.619	205.1								
5	1:57.975	22.614	35.896	25.025	34.440	199.9								
6	1:57.947	22.581	35.932	24.942	34.492	199.5								



SBK Junior

ESBK CIRCUIT DE BARCELONA-CATALUNYA

Carrera 2

Sector Analysis

— Invalidated Lap ■ Personal Best ■ Session Best B Crossing the pit lane

Lap	Time	Sector 1	Sector 2	Sector 3	Sector 4	T.SpD
7	1:57.849	22.386	35.838	24.778	34.847	201.7
8	1:58.566	22.408	36.277	25.206	34.675	200.6
9	1:58.908	23.049	36.084	24.978	34.797	197.3
10	2:00.274	23.467	36.655	25.367	34.785	192.8
11	1:59.034	23.246	36.107	24.877	34.804	199.5
12	1:59.424	23.144	36.551	24.936	34.793	198.0

20 Javier CORRAL ESP						
ARCO-MOTOR UNIVERSITY TEAM YAMAHA						
1	2:05.594	27.633	37.271	25.499	35.191	
2	1:58.518	22.492	36.239	24.939	34.848	206.7
3	1:59.444	22.988	36.111	25.115	35.230	197.0
4	1:58.564	22.600	36.003	25.039	34.922	206.7
5	1:59.571	23.139	36.091	25.221	35.120	201.3
6	2:00.343	23.771	36.292	24.993	35.287	196.6
7	1:59.254	22.957	36.124	25.192	34.981	202.8
8	1:59.998	22.960	36.403	25.348	35.287	205.9
9	1:59.934	23.212	36.492	25.167	35.063	201.3

22 Alejandro CARRION ESP						
DR7 HMAX KAWASAKI						
1	2:01.180	26.298	36.227	24.590	34.065	
2	1:57.056	22.240	35.938	24.737	34.141	207.9
3	1:56.608	21.847	35.959	24.441	34.361	207.5
4	1:56.437	22.171	35.710	24.417	34.139	207.9
5	1:57.480	22.765	35.598	24.820	34.297	198.8
6	1:57.656	22.734	35.770	24.827	34.325	198.8
7	1:56.981	22.632	35.654	24.543	34.152	201.0
8	1:56.707	22.318	35.598	24.617	34.174	206.3
9	1:57.544	23.022	35.406	24.503	34.613	200.2
10	1:56.595	22.047	35.573	24.630	34.345	202.8
11	1:56.495	22.214	35.542	24.424	34.315	203.6
12	1:57.460	22.744	35.643	24.625	34.448	198.8

23 Jordi RAPOSEIRAS AND						
ILUSION TEAM KAWASAKI						
1	2:06.069	27.839	37.444	25.541	35.245	
2	1:58.691	22.233	36.244	25.162	35.052	211.1
3	1:59.324	22.515	36.237	24.928	35.644	210.7
4	1:58.838	22.454	36.149	25.063	35.172	211.5
5	1:58.811	22.670	35.971	25.122	35.048	208.7

26 Jose M. OSUNA ESP						
DEZA BOX 77 RACING TEAM KAWASAKI						
1	2:02.331	26.326	36.221	24.982	34.802	
2	1:57.022	22.293	35.537	24.764	34.428	205.1
3	1:56.622	22.242	35.452	24.660	34.268	206.3
4	1:56.684	22.048	35.571	24.717	34.348	209.9
5	1:57.018	22.099	35.531	24.747	34.641	212.8
6	1:57.058	22.188	35.942	24.631	34.297	213.6
7	1:57.120	22.413	35.909	24.567	34.231	201.0
8	1:56.875	22.173	35.759	24.562	34.381	209.9
9	1:56.839	22.060	35.503	24.680	34.596	210.3
10	1:57.013	22.082	35.667	24.834	34.430	204.4
11	1:56.958	22.799	35.394	24.452	34.313	204.7
12	1:57.411	22.396	35.515	24.645	34.855	206.7

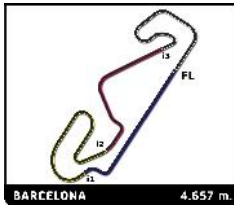
27 Alvaro DIAZ ESP						
ARCO-MOTOR UNIVERSITY TEAM YAMAHA						
1	2:00.352	25.879	35.469	24.870	34.134	
2	1:57.696	23.088	35.682	24.914	34.012	195.2
3	1:56.163	22.065	35.451	24.661	33.986	204.4
4	1:56.686	22.631	35.427	24.757	33.871	196.6
5	1:58.876	24.692	35.392	24.358	34.434	196.2
6	1:57.292	22.356	36.087	24.667	34.182	205.9
7	1:55.644	21.810	35.401	24.674	33.759	205.9
8	1:56.615	22.491	35.428	24.770	33.926	198.0
9	1:56.654	22.533	35.402	24.754	33.965	196.6
10	1:56.504	22.549	35.400	24.640	33.915	195.2
11	1:56.488	22.496	35.385	24.625	33.982	195.2
12	1:56.294	22.424	35.331	24.626	33.913	197.3

28 Valentin PERRONE ARG						
TEAM SPEED RACING KAWASAKI						
1	2:03.696	27.275	36.806	25.074	34.541	
2	1:57.211	22.296	35.712	24.712	34.491	207.1
3	1:57.883	22.654	35.639	24.945	34.645	198.0
4	1:58.567	23.066	35.745	25.030	34.726	195.2
5	1:58.194	23.178	35.757	24.827	34.432	195.5
6	1:58.711	23.019	35.768	25.038	34.886	199.1
7	1:58.959	22.898	36.015	25.056	34.990	201.0
8	1:59.164	23.154	36.123	25.227	34.660	200.6
9	1:59.014	22.975	36.343	25.117	34.579	204.7
10	2:00.060	22.996	36.634	25.393	35.037	204.7
11	1:59.098	22.981	36.300	25.058	34.759	211.5
12	1:58.999	22.796	36.414	25.144	34.645	204.4

31 Max SANCHEZ ESP						
ETG RACING YAMAHA						
1	2:04.540	27.547	36.810	25.465	34.718	
2	1:57.629	22.175	35.759	25.107	34.588	208.3
3	1:58.692	22.733	35.917	25.051	34.991	202.5
4	1:58.684	22.792	36.118	25.014	34.760	204.4
5	1:58.315	22.932	35.779	24.991	34.613	202.1
6	1:57.939	22.418	35.835	24.933	34.753	209.1
7	1:57.787	22.492	35.798	24.693	34.804	203.6
8	1:58.987	22.826	36.154	25.337	34.670	209.5
9	1:58.420	22.548	36.080	25.055	34.737	208.7
10	1:59.776	22.937	36.658	25.358	34.823	202.1
11	1:58.839	23.130	36.013	24.913	34.783	200.6
12	2:00.707	23.164	36.365	25.212	35.966	201.3

32 Rodrigo VALENTE MARTINS PRT						
YAMAHA GV STRATOS YAMAHA						
1	2:07.281	28.531	37.619	25.756	35.375	
2	1:59.860	22.829	36.507	25.518	35.006	205.5
3	2:00.131	23.104	36.325	25.593	35.109	198.4
4	2:00.098	23.107	36.437	25.527	35.027	195.9
5	2:00.343	23.642	36.377	25.611	34.713	196.2
6	2:01.969	23.480	38.407	25.381	34.701	195.2

35 Yeray SAIZ ESP						
KAWASAKI PL RACING JUNIOR TEAM KAWASAKI						



SBK Junior

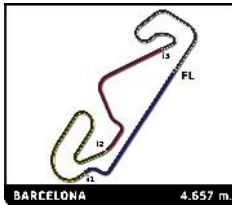
ESBK CIRCUIT DE BARCELONA-CATALUNYA

Carrera 2

Sector Analysis

— Invalidated Lap ■ Personal Best ■ Session Best B Crossing the pit lane

Lap	Time	Sector 1	Sector 2	Sector 3	Sector 4	T.Spd	Lap	Time	Sector 1	Sector 2	Sector 3	Sector 4	T.Spd
1	2:03.367	27.033	36.532	25.190	34.612								
2	1:57.434	22.257	35.914	24.812	34.451	206.7							
3	1:57.957	22.508	35.771	25.059	34.619	201.7							
4	1:58.436	22.631	35.928	25.015	34.862	198.0							
5	1:58.115	22.721	35.688	25.054	34.652	199.5							
6	1:58.643	22.678	36.006	25.078	34.881	196.6							
7	1:59.026	22.620	36.226	25.232	34.948	199.5							
8	1:58.897	22.976	36.358	25.107	34.456	202.1							
9	1:58.753	22.457	36.159	25.358	34.779	202.1							
10	1:59.807	23.324	36.397	25.249	34.837	194.1							
11	1:59.007	23.029	36.047	25.152	34.779	195.9							
12	1:59.784	23.135	36.304	25.264	35.081	196.6							
36 Juho KANTOLA FIN							46 Humberto MAIER NETO BRA						
KALLIO RACING JUNIOR TEAM							YAMAHA MS RACING TEAM						
1	2:09.118	29.390	37.730	26.017	35.981		1	2:03.938	27.362	36.635	25.295	34.646	
2	2:02.643	23.245	37.361	26.163	35.874	204.0	2	1:57.477	22.264	35.845	24.878	34.490	213.2
3	2:03.749	23.544	37.507	26.471	36.227	195.5	3	1:57.703	22.256	35.767	24.918	34.762	206.7
4	2:02.961	23.841	37.567	25.790	35.763	189.7	4	1:58.064	22.068	36.042	25.113	34.841	205.5
5	2:02.172	23.700	37.071	25.692	35.709	191.4	5	1:58.654	22.933	36.104	25.199	34.418	198.0
6	2:02.911	23.643	37.328	25.945	35.995	189.7	6	1:58.337	22.448	35.990	24.984	34.915	205.9
7	2:02.266	23.592	37.033	25.839	35.802	191.7	7	1:58.739	22.727	36.118	24.988	34.906	199.9
8	2:02.234	23.621	37.013	25.751	35.849	191.7	8	1:59.287	22.773	36.337	25.491	34.686	203.6
9	2:02.343	23.610	37.106	25.867	35.760	190.1	9	1:58.995	22.751	36.242	25.278	34.724	203.2
10	2:02.824	23.713	37.138	25.845	36.128	189.4	10	1:59.433	22.389	36.652	25.446	34.946	209.1
11	2:02.991	23.605	37.306	26.178	35.902	190.1	11	1:59.221	22.676	36.576	25.172	34.797	198.0
12	2:02.760	23.764	37.311	25.709	35.976	190.1	12	1:59.342	22.559	36.523	25.211	35.049	205.1
38 Ola NESBAKKEN ESP							47 Ferran HERNANDEZ ESP						
ALMA RACING TEAM							HONDA						
1	2:06.158	27.905	37.554	25.448	35.251		1	2:01.644	26.547	36.047	24.750	34.300	
2	1:58.140	22.418	36.222	24.861	34.639	211.9	2	1:56.884	22.374	35.525	24.819	34.166	207.9
3	1:58.668	22.537	36.033	25.038	35.060	207.1	3	1:57.160	22.391	35.791	24.564	34.414	209.5
4	1:59.247	23.077	36.318	24.826	35.026	205.5	4	1:56.734	22.118	35.748	24.516	34.352	208.7
5	1:59.650	22.901	36.576	25.293	34.880	199.5	5	1:57.459	22.343	35.680	24.776	34.660	209.5
6	1:59.594	23.074	36.200	25.008	35.312	198.4	6	1:57.661	22.367	36.180	24.730	34.384	211.1
7	1:59.285	22.881	36.340	25.093	34.971	202.1	7	1:57.181	22.422	35.849	24.555	34.355	210.7
8	1:59.968	22.638	36.394	25.392	35.544	200.2	8	1:56.708	22.171	35.647	24.617	34.273	209.9
9	1:59.926	22.978	36.366	25.347	35.235	197.0	9	1:56.794	22.144	35.768	24.801	34.081	210.3
10	2:00.584	24.025	36.551	24.987	35.021	193.8	10	1:57.063	22.222	35.716	24.591	34.534	209.9
11	1:59.666	22.987	36.417	25.191	35.071	197.3	11	1:56.801	22.216	35.720	24.491	34.374	208.7
12	1:59.897	23.660	36.179	25.091	34.967	197.0	12	1:56.973	22.205	35.574	24.612	34.582	207.9
42 Raul PEREZ ESP							48 Julio GARCIA ESP						
FUSIÓN RACING TEAM							ESP SOLUTIONS MOTAP RACING TEA						
1	2:02.702	26.960	36.142	24.700	34.900		1	2:02.726	26.841	36.367	24.681	34.837	
2	1:56.752	22.095	35.609	24.770	34.278	208.7	2	1:56.853	22.402	35.945	24.677	33.829	211.1
3	1:56.680	22.314	35.456	24.691	34.219	209.9	3	1:55.832	21.873	35.403	24.454	34.102	211.1
4	1:56.673	22.191	35.490	24.718	34.274	205.5	4	1:56.730	22.266	35.712	24.575	34.177	205.1
5	1:57.332	22.245	35.534	25.065	34.488	205.9	5	1:57.152	22.423	35.645	24.584	34.500	208.7
6	1:57.656	22.420	35.925	24.923	34.388	202.5	6	1:57.637	22.287	36.054	24.896	34.400	210.3
7	1:57.257	22.271	36.017	24.788	34.181	206.3	7	1:57.475	22.931	35.751	24.608	34.185	199.5
8	1:57.109	22.269	35.619	24.792	34.429	204.4	8	1:56.418	21.897	35.755	24.656	34.110	212.8
9	1:57.965	22.660	36.022	24.986	34.297	198.8	9	1:57.048	22.497	35.586	24.479	34.486	207.9
10	1:58.044	22.563	35.798	25.066	34.617	199.9	10	1:57.110	22.315	35.549	24.643	34.603	208.3
11	1:59.054	23.001	36.101	25.107	34.845	194.8	11	1:56.678	22.280	35.792	24.643	33.963	203.2
12	1:59.958	23.105	36.386	25.313	35.154	192.1	12	1:56.906	22.416	35.500	24.575	34.415	212.8
42 Raul PEREZ ESP							51 Juan P. URIOSTEGUI MEX						
FUSIÓN RACING TEAM							I+DENT RACING TEAM						
1	2:02.702	26.960	36.142	24.700	34.900		1	2:05.252	27.721	37.132	25.421	34.978	
2	1:56.752	22.095	35.609	24.770	34.278	208.7	2	1:58.688	22.616	36.257	24.936	34.879	202.1
3	1:56.680	22.314	35.456	24.691	34.219	209.9	3	1:58.955	22.612	36.125	25.163	35.055	202.1
4	1:56.673	22.191	35.490	24.718	34.274	205.5	4	1:59.066	22.764	36.376	24.924	35.002	202.1
5	1:57.332	22.245	35.534	25.065	34.488	205.9	5	1:59.587	22.933	36.181	25.319	35.154	200.6
6	1:57.656	22.420	35.925	24.923	34.388	202.5	6	2:00.241	22.917	36.226	25.557	35.541	198.0
7	1:57.257	22.271	36.017	24.788	34.181	206.3	7	1:58.719	22.629	35.960	25.173	34.957	203.6
8	1:57.109	22.269	35.619	24.792	34.429	204.4	8	2:00.418	23.181	36.323	25.748	35.166	196.6
9	1:57.965	22.660	36.022	24.986	34.297	198.8	9	1:59.770	23.161	36.101	25.494	35.014	197.3



SBK Junior

ESBK CIRCUIT DE BARCELONA-CATALUNYA

Carrera 2

Sector Analysis

— Invalidated Lap ■ Personal Best ■ Session Best B Crossing the pit lane

Lap	Time	Sector 1	Sector 2	Sector 3	Sector 4	T.Spd	Lap	Time	Sector 1	Sector 2	Sector 3	Sector 4	T.Spd
10	2:00.038	23.310	36.265	25.248	35.215	201.0	7	1:57.095	22.641	35.532	24.643	34.279	184.0
11	2:00.579	23.816	36.388	25.055	35.320	193.1	8	1:56.857	22.360	35.572	24.752	34.173	201.0
12	1:59.554	22.664	36.432	25.426	35.032	200.2	9	1:57.017	22.261	35.816	24.771	34.169	202.8

53 **Hector YEBRA** ESP
HY COMPETITION TEAM KAWASAKI

1	2:05.382	28.215	36.946	25.361	34.860	
2	1:58.704	22.407	36.170	25.168	34.959	205.1
3	1:59.013	22.833	36.186	24.981	35.013	202.5
4	1:58.975	22.712	36.034	25.266	34.963	205.9
5	1:59.596	22.824	36.318	25.296	35.158	199.9
6	1:59.316	22.988	36.200	25.223	34.905	198.0
7	1:59.964	23.078	36.278	25.600	35.008	198.0
8	2:00.216	23.125	36.226	25.582	35.283	204.4
9	1:59.770	23.120	36.421	25.250	34.979	203.6
10	2:00.059	23.487	36.368	25.071	35.133	195.9
11	1:59.827	23.077	36.397	25.341	35.012	194.8
12	2:00.327	23.671	36.392	25.302	34.962	192.8

58 **Isaac RUIVINHO MARTINS ROSA** PRT
TEAM MOTOCLUBE LOULÉ CONCELH KAWASAKI

1	2:08.827	29.059	37.868	25.891	36.009	
2	2:02.926	23.260	37.547	25.802	36.317	199.9
3	2:03.738	23.370	37.651	26.351	36.366	197.7
4	2:03.711	23.793	37.829	25.927	36.162	191.7
5	2:02.527	23.515	37.260	25.797	35.955	194.8
6	2:03.033	23.676	37.274	25.947	36.136	192.8
7	2:03.128	23.495	37.288	26.007	36.338	193.1
8	2:03.090	23.625	37.380	26.064	36.021	191.4
9	2:03.605	23.652	37.500	26.201	36.252	190.7
10	2:03.709	23.769	37.408	26.062	36.470	188.7
11	2:03.957	23.771	37.834	26.297	36.055	189.1
12	2:04.508	23.979	37.596	26.346	36.587	189.7

72 **Yeray RUIZ** ESP
YAMAHA MS RACING YAMAHA

1	2:00.400	25.674	35.965	24.763	33.998	
2	1:57.705	23.377	35.423	24.843	34.062	194.5
3	1:56.786	22.193	35.410	24.730	34.453	202.1
4	1:56.494	22.261	35.636	24.841	33.756	208.3
5	1:57.532	22.339	35.660	25.093	34.440	201.0
6	1:57.928	22.957	35.916	24.631	34.424	199.9
7	1:56.580	21.997	35.650	24.856	34.077	207.1
8	1:56.798	22.375	35.572	24.757	34.094	206.3
9	1:56.508	22.294	35.511	24.698	34.005	201.3
10	1:56.668	22.187	35.544	24.849	34.088	204.7
11	1:57.384	22.321	35.701	24.932	34.430	202.1
12	1:57.433	22.830	35.358	24.682	34.563	194.1

74 **Juan A. CONESA** ESP
TEAM LAGLISSE

1	2:02.808	27.127	36.558	25.094	34.029	
2	1:57.350	22.426	35.961	24.676	34.287	201.3
3	1:57.019	22.318	35.616	24.870	34.215	202.1
4	1:57.206	22.395	35.597	24.839	34.375	199.5
5	1:57.332	22.610	35.537	24.815	34.370	197.7
6	1:57.082	22.589	35.711	24.622	34.160	196.2

81 **Juan E. RIVERA** COL
AUSTIN RACING VHC LIQUI MOLY KAWASAKI

1	2:03.655	27.409	36.390	25.239	34.617	
2	1:57.644	22.381	35.842	24.870	34.551	206.3
3	1:57.645	22.581	35.602	24.808	34.654	206.3
4	1:58.382	22.650	35.906	25.068	34.758	195.9
5	1:58.155	22.858	35.692	24.876	34.729	195.9
6	1:58.535	22.632	35.984	25.055	34.864	194.5
7	1:58.756	22.675	35.964	25.313	34.804	195.2
8	1:59.553	23.320	36.332	25.178	34.723	199.9
9	1:58.587	22.567	36.177	24.938	34.905	203.6
10	1:59.808	22.909	36.701	25.345	34.853	198.4
11	1:58.799	22.904	35.985	25.172	34.738	198.4
12	1:59.756	22.950	36.556	25.268	34.982	199.9

84 **Hector DOMINGUEZ** ESP
I+DENT RACING TEAM YAMAHA

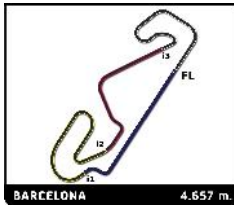
1	2:05.815	27.970	37.264	25.338	35.243	
2	1:59.104	22.852	36.475	24.952	34.825	202.1
3	1:58.919	22.866	35.952	24.935	35.166	201.0
4	1:59.145	22.778	36.270	24.921	35.176	202.8
5	1:59.020	22.907	36.206	25.297	34.610	203.6
6	1:59.823	23.058	36.208	25.236	35.321	198.0
7	1:58.955	22.930	36.018	25.183	34.824	203.2
8	1:59.957	22.730	36.390	25.551	35.286	199.9
9	1:59.892	23.323	36.192	25.288	35.089	198.8
10	2:00.121	23.502	36.286	25.126	35.207	198.8
11	2:00.447	23.759	36.205	25.290	35.193	190.7
12	1:59.736	22.927	36.351	25.462	34.996	202.8

85 **Marcos LOPEZ** ESP
ALMA RACING TEAM KAWASAKI

1	2:07.293	28.923	37.226	25.812	35.332	
2	2:00.235	22.813	36.841	25.439	35.142	208.3
3	2:00.048	22.460	36.441	25.640	35.507	207.1
4	2:00.197	23.489	36.381	25.268	35.059	203.2
5	2:00.967	23.108	37.320	25.390	35.149	205.5
6	2:00.535	23.247	36.883	25.230	35.175	201.3
7	1:59.684	22.498	36.479	25.414	35.293	204.0
8	2:03.329	25.603	37.015	25.510	35.201	202.1
9	2:00.762	22.871	36.886	25.462	35.543	200.6
10	2:01.955	23.162	37.017	25.786	35.990	198.4
11	2:02.160	23.429	37.415	25.671	35.645	196.6
12	2:02.710	23.330	37.478	25.831	36.071	198.4

91 **Borja JIMENEZ** ESP
ESP SOLUTIONS MOTAP RACING TEA KAWASAKI

1	2:01.004	26.040	36.228	24.526	34.210	
2	1:56.972	22.323	35.700	24.639	34.310	202.8
3	1:57.040	22.458	35.770	24.626	34.186	198.8



SBK Junior

ESBK CIRCUIT DE BARCELONA-CATALUNYA

Carrera 2

Sector Analysis

— Invalidated Lap ■ Personal Best ■ Session Best B Crossing the pit lane

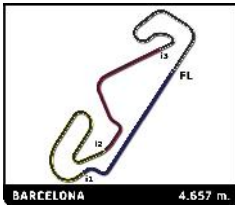
Lap	Time	Sector 1	Sector 2	Sector 3	Sector 4	T.Spd	Lap	Time	Sector 1	Sector 2	Sector 3	Sector 4	T.Spd
4	1:56.946	22.572	35.682	24.590	34.102	200.2	1	2:00.651	25.949	36.051	24.520	34.131	
5	1:57.268	22.348	35.742	24.624	34.554	211.1	2	1:57.208	22.211	35.969	24.577	34.451	200.6
6	1:57.271	22.103	36.065	24.716	34.387	208.3	3	1:57.351	22.799	35.832	24.456	34.264	199.1
7	1:57.797	23.166	35.805	24.637	34.189	193.8	4	1:56.483	22.241	35.518	24.651	34.073	211.9
8	1:56.919	22.289	35.594	24.798	34.238	202.8	5	1:57.352	22.454	35.635	24.718	34.545	207.5
9	1:56.892	22.232	35.659	24.624	34.377	210.7	6	1:58.116	22.992	35.844	24.676	34.604	201.7
10	1:56.766	22.223	35.594	24.632	34.317	212.3	7	1:56.769	22.380	35.682	24.574	34.133	209.5
11	1:56.244	21.957	35.328	24.421	34.538	211.9	8	1:56.456	22.238	35.628	24.561	34.029	209.5
12	1:57.329	22.734	35.495	24.516	34.584	197.7	9	1:57.008	22.511	35.567	24.524	34.406	202.1
94 Facundo A. LLAMBIAS URY							10	1:57.223	22.618	35.590	24.649	34.366	204.7
KAWASAKI PL RACING JUNIOR TEAM KAWASAKI							11	1:56.608	22.319	35.371	24.405	34.513	205.5
1	2:02.624	26.782	36.085	24.826	34.931		12	1:56.898	21.983	35.828	24.721	34.366	201.3
2	1:58.140	22.339	35.942	24.800	35.059	205.1							
3	2:00.021	23.584	36.302	25.189	34.946	201.7							
4	1:58.983	22.533	36.250	25.119	35.081	205.5							
5	1:57.903	22.373	35.846	25.009	34.675	206.3							
6	1:57.809	22.348	35.901	24.933	34.627	207.5							
7	1:57.899	22.290	35.766	24.916	34.927	204.7							
8	1:58.355	22.401	36.265	25.140	34.549	204.4							
9	1:59.021	22.708	36.436	25.043	34.834	198.4							
10	2:00.607	23.536	36.547	25.342	35.182	196.6							
11	1:59.056	22.963	36.206	24.876	35.011	208.7							
12	2:00.618	22.682	36.572	24.926	36.438	202.8							

94 Facundo A. LLAMBIAS URY						
KAWASAKI PL RACING JUNIOR TEAM KAWASAKI						
1	2:02.624	26.782	36.085	24.826	34.931	
2	1:58.140	22.339	35.942	24.800	35.059	205.1
3	2:00.021	23.584	36.302	25.189	34.946	201.7
4	1:58.983	22.533	36.250	25.119	35.081	205.5
5	1:57.903	22.373	35.846	25.009	34.675	206.3
6	1:57.809	22.348	35.901	24.933	34.627	207.5
7	1:57.899	22.290	35.766	24.916	34.927	204.7
8	1:58.355	22.401	36.265	25.140	34.549	204.4
9	1:59.021	22.708	36.436	25.043	34.834	198.4
10	2:00.607	23.536	36.547	25.342	35.182	196.6
11	1:59.056	22.963	36.206	24.876	35.011	208.7
12	2:00.618	22.682	36.572	24.926	36.438	202.8

95 Afonso SIMOES DE ALMEIDA PRT						
MIGUEL OLIVEIRA FAN CLUB RACING YAMAHA						
1	2:07.482	28.824	37.551	25.769	35.338	
2	1:59.617	22.433	36.540	25.332	35.312	207.9
3	2:00.980	23.601	36.798	25.652	34.929	199.9
4	1:59.671	22.704	36.539	25.284	35.144	207.9
5	2:00.845	22.971	37.133	25.480	35.261	205.1
6	2:00.213	22.835	36.736	25.403	35.239	203.2
7	2:00.833	23.341	36.687	25.546	35.259	193.1
8	1:59.811	22.726	36.455	25.261	35.369	203.6
9	1:59.444	22.655	36.470	25.261	35.058	201.7
10	2:00.639	23.199	36.548	25.414	35.478	193.1
11	2:01.915	23.336	37.019	26.019	35.541	193.5
12	2:00.719	23.031	36.816	25.576	35.296	197.3

97 Johan GIMBERT FRA						
TPR KAWASAKI KAWASAKI						
1	2:10.136	27.120	36.314	31.506	35.196	
2	1:59.857	22.558	36.731	25.501	35.067	205.5
3	1:59.431	22.689	36.246	25.443	35.053	202.5
4	1:58.885	22.600	36.146	25.144	34.995	203.6
5	1:59.936	22.932	36.688	25.315	35.001	208.7
6	1:59.753	22.742	36.474	25.449	35.088	204.7
7	1:59.733	22.685	36.568	25.447	35.033	200.6
8	1:59.478	22.796	36.298	25.402	34.982	200.2
9	1:59.486	22.716	36.400	25.304	35.066	199.5
10	1:59.579	22.826	36.535	25.301	34.917	198.4
11	1:59.816	22.713	36.486	25.524	35.093	199.5
12	1:59.460	22.881	36.303	25.356	34.920	198.4

98 Daniel MOGEDA ESP						
ESP SOLUTIONS MOTAP RACING TEA KAWASAKI						

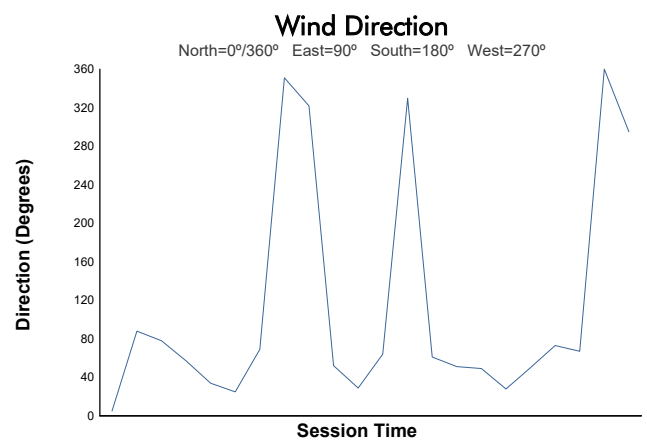
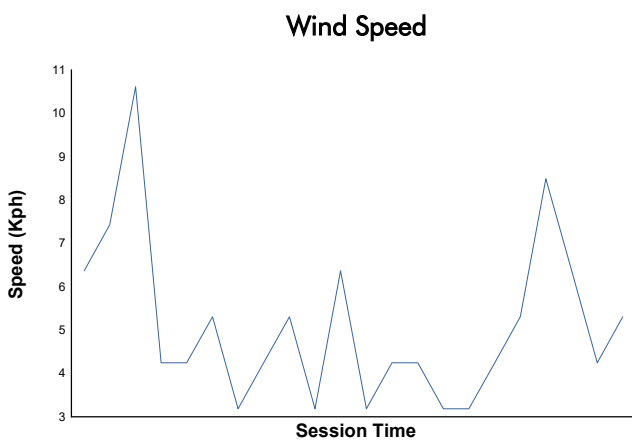
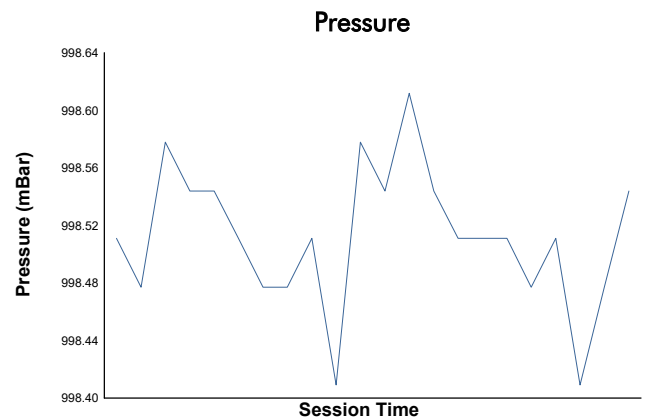
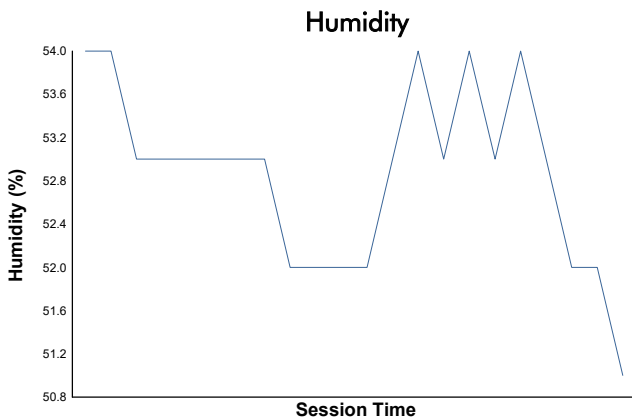
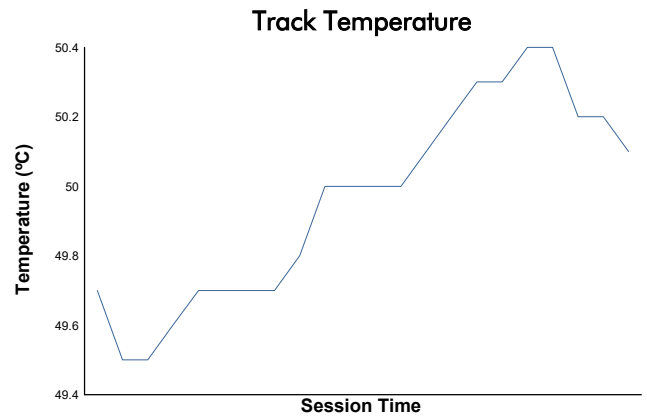
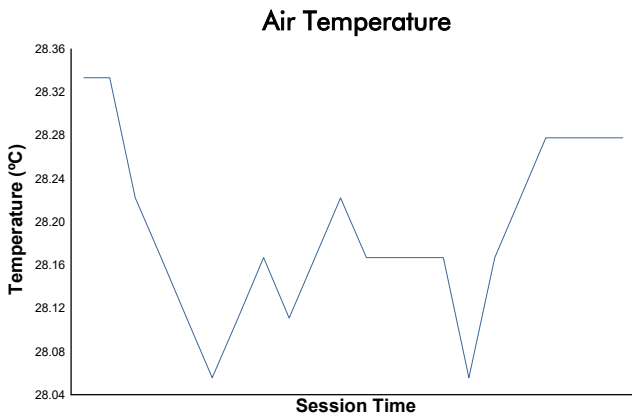


ESBK CIRCUIT DE BARCELONA-CATALUNYA

SBK Junior

Carrera 2

Weather Report



Track Status: **DRY**