



## SBK Junior

### ESBK CIRCUIT DE BARCELONA-CATALUNYA

#### Entrenamiento Libre 3

### Classification

No	Rider	Nat	Team	Bike	Tires	Cl.	Time	Lap	Total	Gap	Kph
1	22 Alejandro CARRION	ESP	DR7 HMAX	KAWASAKI	PIRELLI	KAWASAK	<b>1:55.958</b>	5	10	-	<b>144.6</b>
2	72 Yeray RUIZ	ESP	YAMAHA MS RACING	YAMAHA	PIRELLI	YAMAHA	<b>1:56.121</b>	12	16	+0.163	<b>144.4</b>
3	98 Daniel MOGEDA	ESP	ESP SOLUTIONS MOTAP RACING TEAM	KAWASAKI	PIRELLI		<b>1:56.320</b>	11	15	+0.362	<b>144.1</b>
4	42 Raul PEREZ	ESP	FUSIÓN RACING TEAM	KAWASAKI	PIRELLI	KAWASAK	<b>1:56.515</b>	4	18	+0.557	<b>143.9</b>
5	74 Juan A. CONESA	ESP	TEAM LAGLISSE		PIRELLI		<b>1:56.618</b>	13	16	+0.660	<b>143.8</b>
6	4 Eric FERNANDEZ	ESP	TEAM SPEED RACING	KAWASAKI	PIRELLI	KAWASAK	<b>1:56.678</b>	13	17	+0.720	<b>143.7</b>
7	48 Julio GARCIA	ESP	ESP SOLUTIONS MOTAP RACING TEAM	KAWASAKI	PIRELLI	KAWASAK	<b>1:57.053</b>	15	18	+1.095	<b>143.2</b>
8	27 Alvaro DIAZ	ESP	ARCO-MOTOR UNIVERSITY TEAM	YAMAHA	PIRELLI	YAMAHA	<b>1:57.251</b>	4	14	+1.293	<b>143.0</b>
9	8 Carlos GIMENEZ	ESP	ARCO-MOTOR UNIVERSITY TEAM	YAMAHA	PIRELLI	YAMAHA	<b>1:57.794</b>	9	14	+1.836	<b>142.3</b>
10	35 Yeray SAIZ	ESP	KAWASAKI PL RACING JUNIOR TEAM	KAWASAKI	PIRELLI	KAWASAK	<b>1:57.908</b>	5	16	+1.950	<b>142.2</b>
11	47 Ferran HERNANDEZ	ESP		HONDA	PIRELLI		<b>1:57.917</b>	15	17	+1.959	<b>142.2</b>
12	97 Johan GIMBERT	FRA	TPR KAWASAKI	KAWASAKI	PIRELLI	KAWASAK	<b>1:58.112</b>	5	15	+2.154	<b>141.9</b>
13	17 Samuel DIAZ	ESP	TECNIRACING	KAWASAKI	PIRELLI	KAWASAK	<b>1:58.113</b>	4	17	+2.155	<b>141.9</b>
14	91 Borja JIMENEZ	ESP	ESP SOLUTIONS MOTAP RACING TEAM	KAWASAKI	PIRELLI	KAWASAK	<b>1:58.210</b>	9	18	+2.252	<b>141.8</b>
15	53 Hector YEBRA	ESP		KAWASAKI	PIRELLI	KAWASAK	<b>1:58.510</b>	5	16	+2.552	<b>141.5</b>
16	28 Valentín PERRONE	ARG	TEAM SPEED RACING	KAWASAKI	PIRELLI	KAWASAK	<b>1:58.520</b>	2	17	+2.562	<b>141.5</b>
17	46 Humberto MAIER NETO	BRA	YAMAHA MS RACING TEAM	YAMAHA	PIRELLI		<b>1:58.576</b>	12	17	+2.618	<b>141.4</b>
18	57 Antonio TORRES	ESP	DEZA ? BOX 77 RACING TEAM	KAWASAKI	PIRELLI	KAWASAK	<b>1:58.758</b>	12	13	+2.800	<b>141.2</b>
19	18 Joan SANTOS	ESP	QRG MOTOR RACING	KAWASAKI	PIRELLI	KAWASAK	<b>1:59.073</b>	3	17	+3.115	<b>140.8</b>
20	31 Max SANCHEZ	ESP	ETG RACING	YAMAHA	PIRELLI	YAMAHA	<b>1:59.171</b>	8	16	+3.213	<b>140.7</b>
21	51 Juan P. URIOSTEGUI	MEX	I+DENT RACING TEAM	YAMAHA	PIRELLI	YAMAHA	<b>1:59.278</b>	12	19	+3.320	<b>140.6</b>
22	38 Ola NESBAKKEN	ESP	ALMA RACING TEAM	KAWASAKI	PIRELLI	KAWASAK	<b>1:59.290</b>	4	16	+3.332	<b>140.5</b>
23	81 Juan E. RIVERA	COL	AUSTIN RACING VHC LIQUI MOLY	KAWASAKI	PIRELLI	KAWASAK	<b>1:59.308</b>	8	16	+3.350	<b>140.5</b>
24	26 Jose M. OSUNA	ESP	DEZA - BOX 77 RACING TEAM	KAWASAKI	PIRELLI	KAWASAK	<b>1:59.452</b>	14	18	+3.494	<b>140.4</b>
25	94 Facundo A. LLAMBIAS	URY	KAWASAKI PL RACING JUNIOR TEAM	KAWASAKI	PIRELLI	KAWASAK	<b>1:59.463</b>	10	17	+3.505	<b>140.3</b>
26	84 Hector DOMINGUEZ	ESP	I+DENT RACING TEAM	YAMAHA	PIRELLI	YAMAHA	<b>1:59.653</b>	15	19	+3.695	<b>140.1</b>
27	32 Rodrigo VALENTE MARTINS	PRT	YAMAHA GV STRATOS	YAMAHA	PIRELLI	YAMAHA	<b>1:59.656</b>	16	17	+3.698	<b>140.1</b>
28	20 Javier CORRAL	ESP	ARCO-MOTOR UNIVERSITY TEAM	YAMAHA	PIRELLI	YAMAHA	<b>1:59.883</b>	12	14	+3.925	<b>139.8</b>
29	15 Aaron GARCIA	ESP	TJT RACING	KAWASAKI	PIRELLI	KAWASAK	<b>2:00.306</b>	12	17	+4.348	<b>139.4</b>
30	85 Marcos LOPEZ	ESP	ALMA RACING TEAM	KAWASAKI	PIRELLI	KAWASAK	<b>2:00.457</b>	8	17	+4.499	<b>139.2</b>
31	2 Natalia RIVERA	ESP	I+DENT RACING TEAM	YAMAHA	PIRELLI	YAMAHA	<b>2:00.739</b>	15	19	+4.781	<b>138.9</b>
32	16 Michal A. BUDZIASZEK	POL	I+DENT RACING TEAM	YAMAHA	PIRELLI	YAMAHA	<b>2:00.967</b>	16	19	+5.009	<b>138.6</b>
33	23 Jordi RAPOSEIRAS	AND	ILUSION TEAM	KAWASAKI	PIRELLI	KAWASAK	<b>2:01.202</b>	17	17	+5.244	<b>138.3</b>
34	95 Afonso SIMOES DE ALMEIDA	PRT	MIGUEL OLIVEIRA FAN CLUB RACING TEAM	YAMAHA	PIRELLI		<b>2:01.207</b>	12	15	+5.249	<b>138.3</b>
35	58 Isaac RUIVINHO MARTINS	PRT	TEAM MOTOCULUBE LOULÉ CONCELHO	KAWASAKI	PIRELLI	KAWASAK	<b>2:03.526</b>	12	14	+7.568	<b>135.7</b>
36	44 Daniel OCETE	ESP	DS JUNIOR TEAM	YAMAHA	PIRELLI		<b>2:03.911</b>	5	17	+7.953	<b>135.3</b>
37	36 Juho KANTOLA	FIN	KALLIO RACING JUNIOR TEAM	KTM	PIRELLI		<b>2:04.025</b>	4	15	+8.067	<b>135.2</b>
38	96 Marc VICH	ESP	DS RACING SCHOOL	YAMAHA	PIRELLI		<b>2:04.582</b>	11	17	+8.624	<b>134.6</b>
39	6 Guilherme MARQUES	PRT	MIGUEL OLIVEIRA FAN CLUB	YAMAHA	PIRELLI				1		
40	89 Iker GARCIA	ESP	ARCO-MOTOR UNIVERSITY TEAM	YAMAHA	PIRELLI						

**Fastest Lap:** Lap 5 Alejandro CARRION **1:55.958** 144.6 Kph

Published at: .....

Track Status: **DRY**

<b>Race Director:</b>	<b>Timekeeper:</b> Denis del Pozo López 565410-B
-----------------------	--



## SBK Junior

### ESBK CIRCUIT DE BARCELONA-CATALUNYA

#### Entrenamiento Libre 3

#### Classification by Class

No Rider	Nat	Team	Bike	Time	Lap Total	Gap	Kph
<b>KAWASAKI</b>							
1	22	Alejandro CARRION	ESP DR7 HMAX	KAWASAKI	1:55.958	5 10	144.6
2	42	Raul PEREZ	ESP FUSIÓN RACING TEAM	KAWASAKI	1:56.515	4 18 +0.557 +0.557	143.9
3	4	Eric FERNANDEZ	ESP TEAM SPEED RACING	KAWASAKI	1:56.678	13 17 +0.720 +0.163	143.7
4	48	Julio GARCIA	ESP ESP SOLUTIONS MOTAP RACING TEAM	KAWASAKI	1:57.053	15 18 +1.095 +0.375	143.2
5	35	Yeray SAIZ	ESP KAWASAKI PL RACING JUNIOR TEAM	KAWASAKI	1:57.908	5 16 +1.950 +0.855	142.2
6	97	Johan GIMBERT	FRA TPR KAWASAKI	KAWASAKI	1:58.112	5 15 +2.154 +0.204	141.9
7	17	Samuel DIAZ	ESP TECNIRACING	KAWASAKI	1:58.113	4 17 +2.155 +0.001	141.9
8	91	Borja JIMENEZ	ESP ESP SOLUTIONS MOTAP RACING TEAM	KAWASAKI	1:58.210	9 18 +2.252 +0.097	141.8
9	53	Hector YEBRA	ESP	KAWASAKI	1:58.510	5 16 +2.552 +0.300	141.5
10	28	Valentin PERRONE	ARG TEAM SPEED RACING	KAWASAKI	1:58.520	2 17 +2.562 +0.010	141.5
11	57	Antonio TORRES	ESP DEZA ? BOX 77 RACING TEAM	KAWASAKI	1:58.758	12 13 +2.800 +0.238	141.2
12	18	Joan SANTOS	ESP QRG MOTOR RACING	KAWASAKI	1:59.073	3 17 +3.115 +0.315	140.8
13	38	Ola NESBAKKEN	ESP ALMA RACING TEAM	KAWASAKI	1:59.290	4 16 +3.332 +0.217	140.5
14	81	Juan E. RIVERA	COL AUSTIN RACING VHC LIQUI MOLY	KAWASAKI	1:59.308	8 16 +3.350 +0.018	140.5
15	26	Jose M. OSUNA	ESP DEZA ? BOX 77 RACING TEAM	KAWASAKI	1:59.452	14 18 +3.494 +0.144	140.4
16	94	Facundo A. LLAMBIAS	URY KAWASAKI PL RACING JUNIOR TEAM	KAWASAKI	1:59.463	10 17 +3.505 +0.011	140.3
17	15	Aaron GARCIA	ESP TJT RACING	KAWASAKI	2:00.306	12 17 +4.348 +0.843	139.4
18	85	Marcos LOPEZ	ESP ALMA RACING TEAM	KAWASAKI	2:00.457	8 17 +4.499 +0.151	139.2
19	23	Jordi RAPOSEIRAS	AND ILUSION TEAM	KAWASAKI	2:01.202	17 17 +5.244 +0.745	138.3
20	58	Isaac RUIVINHO MARTINS ROSA	PRT TEAM MOTOCULUBE LOULÉ CONCELHO	KAWASAKI	2:03.526	12 14 +7.568 +2.324	135.7
<b>YAMAHA</b>							
1	72	Yeray RUIZ	ESP YAMAHA MS RACING	YAMAHA	1:56.121	12 16	144.4
2	27	Alvaro DIAZ	ESP ARCO-MOTOR UNIVERSITY TEAM	YAMAHA	1:57.251	4 14 +1.130 +1.130	143.0
3	8	Carlos GIMENEZ	ESP ARCO-MOTOR UNIVERSITY TEAM	YAMAHA	1:57.794	9 14 +1.673 +0.543	142.3
4	31	Max SANCHEZ	ESP ETG RACING	YAMAHA	1:59.171	8 16 +3.050 +1.377	140.7
5	51	Juan P. URIOSTEGUI	MEX I+DENT RACING TEAM	YAMAHA	1:59.278	12 19 +3.157 +0.107	140.6
6	84	Hector DOMINGUEZ	ESP I+DENT RACING TEAM	YAMAHA	1:59.653	15 19 +3.532 +0.375	140.1
7	32	Rodrigo VALENTE MARTINS	PRT YAMAHA GV STRATOS	YAMAHA	1:59.656	16 17 +3.535 +0.003	140.1
8	20	Javier CORRAL	ESP ARCO-MOTOR UNIVERSITY TEAM	YAMAHA	1:59.883	12 14 +3.762 +0.227	139.8
9	2	Natalia RIVERA	ESP I+DENT RACING TEAM	YAMAHA	2:00.739	15 19 +4.618 +0.856	138.9
10	16	Michal A. BUDZIASZEK	POL I+DENT RACING TEAM	YAMAHA	2:00.967	16 19 +4.846 +0.228	138.6

Published at: .....

Track Status: **DRY**

Race Director:

Timekeeper:

Denis del Pozo López  
565410-B



## SBK Junior

### ESBK CIRCUIT DE BARCELONA-CATALUNYA

#### Entrenamiento Libre 3

#### Best Sector Times

Sector 1			Sector 2			Sector 3			Sector 4			Pos	No	Ideal Lap	Best Lap
Pos	No Rider	Time	No Rider	Time	No Rider	Time	No Rider	Time	Pos	No	Time				
1	98 D.MOGEDA	21.904	98 D.MOGEDA	35.217	74 J.CONESA	24.501	72 Y.RUIZ	33.818	1	22	1:55.881	1:55.958 (1)			
2	22 A.CARRION	21.933	72 Y.RUIZ	35.312	22 A.CARRION	24.517	42 R.PEREZ	33.848	2	72	1:55.922	1:56.121 (2)			
3	42 R.PEREZ	22.119	74 J.CONESA	35.332	4 E.FERNANDEZ	24.545	22 A.CARRION	33.973	3	98	1:56.070	1:56.320 (3)			
4	72 Y.RUIZ	22.200	22 A.CARRION	35.458	42 R.PEREZ	24.567	4 E.FERNANDEZ	34.010	4	42	1:56.125	1:56.515 (4)			
5	4 E.FERNANDEZ	22.206	42 R.PEREZ	35.591	72 Y.RUIZ	24.592	74 J.CONESA	34.054	5	74	1:56.155	1:56.618 (5)			
6	27 A.DIAZ	22.262	27 A.DIAZ	35.665	27 A.DIAZ	24.644	98 D.MOGEDA	34.239	6	4	1:56.441	1:56.678 (6)			
7	74 J.CONESA	22.268	4 E.FERNANDEZ	35.680	48 J.GARCIA	24.677	48 J.GARCIA	34.241	7	48	1:56.995	1:57.053 (7)			
8	8 C.GIMENEZ	22.274	48 J.GARCIA	35.739	98 D.MOGEDA	24.710	91 B.JIMENEZ	34.381	8	27	1:57.015	1:57.251 (8)			
9	47 F.HERNANDEZ	22.313	8 C.GIMENEZ	35.769	8 C.GIMENEZ	24.787	8 C.GIMENEZ	34.426	9	8	1:57.256	1:57.794 (9)			
10	48 J.GARCIA	22.338	35 Y.SAIZ	35.808	47 F.HERNANDEZ	24.806	53 H.YEBRA	34.444	10	47	1:57.503	1:57.917 (11)			
11	57 A.TORRES	22.349	17 S.DIAZ	35.832	97 J.GIMBERT	24.884	27 A.DIAZ	34.444	11	91	1:57.526	1:58.210 (14)			
12	91 B.JIMENEZ	22.360	57 A.TORRES	35.845	91 B.JIMENEZ	24.906	35 Y.SAIZ	34.447	12	35	1:57.618	1:57.908 (10)			
13	35 Y.SAIZ	22.395	97 J.GIMBERT	35.871	38 O.NESBAKKEN	24.914	47 F.HERNANDEZ	34.495	13	57	1:57.782	1:58.758 (18)			
14	94 F.LLAMBIAS	22.399	91 B.JIMENEZ	35.879	28 V.PERRONE	24.937	57 A.TORRES	34.565	14	53	1:57.943	1:58.510 (15)			
15	53 H.YEBRA	22.427	47 F.HERNANDEZ	35.889	35 Y.SAIZ	24.968	46 H.MAIER NETO	34.668	15	17	1:57.985	1:58.113 (13)			
16	46 H.MAIER NETO	22.429	53 H.YEBRA	35.998	57 A.TORRES	25.023	97 J.GIMBERT	34.673	16	97	1:58.047	1:58.112 (12)			
17	17 S.DIAZ	22.435	81 J.RIVERA	36.032	17 S.DIAZ	25.030	17 S.DIAZ	34.688	17	46	1:58.328	1:58.576 (17)			
18	26 J.OSUNA	22.475	28 V.PERRONE	36.125	53 H.YEBRA	25.074	32 R.VALENTE MARTINS	34.740	18	28	1:58.401	1:58.520 (16)			
19	28 V.PERRONE	22.570	46 H.MAIER NETO	36.154	46 H.MAIER NETO	25.077	28 V.PERRONE	34.769	19	31	1:58.773	1:59.171 (20)			
20	97 J.GIMBERT	22.619	18 J.SANTOS	36.161	31 M.SANCHEZ	25.078	51 J.URIOSTEGUI	34.772	20	18	1:58.852	1:59.073 (19)			
21	18 J.SANTOS	22.641	51 J.URIOSTEGUI	36.162	94 F.LLAMBIAS	25.096	31 M.SANCHEZ	34.834	21	38	1:58.873	1:59.290 (22)			
22	31 M.SANCHEZ	22.682	31 M.SANCHEZ	36.179	26 J.OSUNA	25.109	81 J.RIVERA	34.867	22	81	1:58.882	1:59.308 (23)			
23	38 O.NESBAKKEN	22.774	38 O.NESBAKKEN	36.187	18 J.SANTOS	25.139	18 J.SANTOS	34.911	23	94	1:58.886	1:59.463 (25)			
24	81 J.RIVERA	22.801	84 H.DOMINGUEZ	36.237	51 J.URIOSTEGUI	25.141	38 O.NESBAKKEN	34.998	24	26	1:58.898	1:59.452 (24)			
25	85 M.LOPEZ	22.846	94 F.LLAMBIAS	36.281	81 J.RIVERA	25.182	26 J.OSUNA	35.006	25	51	1:58.936	1:59.278 (21)			
26	51 J.URIOSTEGUI	22.861	32 R.VALENTE MARTINS	36.305	84 H.DOMINGUEZ	25.225	20 J.CORRAL	35.013	26	32	1:59.242	1:59.656 (27)			
27	84 H.DOMINGUEZ	22.874	26 J.OSUNA	36.308	20 J.CORRAL	25.245	16 M.BUDZIASZEK	35.053	27	84	1:59.399	1:59.653 (26)			
28	15 A.GARCIA	22.874	15 A.GARCIA	36.389	32 R.VALENTE MARTINS	25.281	84 H.DOMINGUEZ	35.063	28	20	1:59.645	1:59.883 (28)			
29	32 R.VALENTE MARTINS	22.916	85 M.LOPEZ	36.395	15 A.GARCIA	25.370	94 F.LLAMBIAS	35.110	29	15	1:59.749	2:00.306 (29)			
30	95 A.SIMOES DE ALMEIDA	22.930	20 J.CORRAL	36.449	95 A.SIMOES DE ALMEIDA	25.404	15 A.GARCIA	35.116	30	85	2:00.002	2:00.457 (30)			
31	23 J.RAPOSEIRAS	22.938	2 N.RIVERA	36.555	85 M.LOPEZ	25.424	85 M.LOPEZ	35.337	31	16	2:00.383	2:00.967 (32)			
32	20 J.CORRAL	22.938	16 M.BUDZIASZEK	36.576	23 J.RAPOSEIRAS	25.447	2 N.RIVERA	35.439	32	2	2:00.692	2:00.739 (31)			
33	2 N.RIVERA	23.102	23 J.RAPOSEIRAS	36.823	2 N.RIVERA	25.596	95 A.SIMOES DE ALMEIDA	35.573	33	23	2:00.795	2:01.202 (33)			
34	16 M.BUDZIASZEK	23.156	95 A.SIMOES DE ALMEIDA	36.953	16 M.BUDZIASZEK	25.598	23 J.RAPOSEIRAS	35.587	34	95	2:00.860	2:01.207 (34)			
35	36 J.KANTOLA	23.515	58 I.RUIVINHO MARTINS ROSA	37.412	58 I.RUIVINHO MARTINS ROSA	25.791	44 D.OCETE	36.003	35	58	2:03.121	2:03.526 (35)			
36	58 I.RUIVINHO MARTINS ROSA	23.753	36 J.KANTOLA	37.500	36 J.KANTOLA	25.988	58 I.RUIVINHO MARTINS ROSA	36.165	36	44	2:03.512	2:03.911 (36)			
37	44 D.OCETE	23.852	44 D.OCETE	37.535	44 D.OCETE	26.122	96 M.VICH	36.236	37	36	2:03.596	2:04.025 (37)			
38	96 M.VICH	23.914	6 G.MARQUES	37.689	96 M.VICH	26.236	6 G.MARQUES	36.557	38	96	2:04.160	2:04.582 (38)			



## SBK Junior

### ESBK CIRCUIT DE BARCELONA-CATALUNYA

#### Entrenamiento Libre 3

#### Best Top Speed

No Rider	Team	Class	Top 1		Top 2		Top 3		Top 4		Top 5		Avg	
			Kph	Lap	Kph	Lap	Kph	Lap	Kph	Lap	Kph	Lap		
97	Johan GIMBERT	TPR KAWASAKI	KAWASAKI	<b>213.2</b>	2	203.2	15	202.5	3	202.1	6	202.1	5	204.6
42	Raul PEREZ	FUSIÓN RACING TEAM	KAWASAKI	<b>211.1</b>	2	204.4	6	204.0	5	203.6	4	202.1	3	205.0
22	Alejandro CARRION	DR7 HMAX	KAWASAKI	<b>209.9</b>	7	209.5	6	209.1	5	209.1	3	205.9	4	208.7
23	Jordi RAPOSEIRAS	ILUSION TEAM	KAWASAKI	<b>209.5</b>	2	208.3	3	202.5	13	202.5	7	202.1	4	205.0
48	Julio GARCIA	ESP SOLUTIONS MOTAP RACING TEAM	KAWASAKI	<b>209.1</b>	5	208.3	8	207.1	7	204.7	15	204.7	9	206.8
98	Daniel MOGEDA	ESP SOLUTIONS MOTAP RACING TEAM		<b>209.1</b>	5	207.9	11	205.5	4	204.0	12	204.0	9	206.1
53	Hector YEBRA		KAWASAKI	<b>208.7</b>	5	208.3	6	205.1	9	201.3	3	200.2	7	204.7
57	Antonio TORRES	DEZA ? BOX 77 RACING TEAM	KAWASAKI	<b>208.7</b>	4	203.2	6	202.8	5	202.1	12	202.1	10	203.8
72	Yeray RUIZ	YAMAHA MS RACING	YAMAHA	<b>208.7</b>	8	208.3	12	204.4	2	203.2	4	202.8	14	205.5
47	Ferran HERNANDEZ			<b>208.3</b>	2	207.1	14	206.7	7	205.5	5	204.7	4	206.5
46	Humberto MAIER NETO	YAMAHA MS RACING TEAM		<b>208.3</b>	12	207.1	10	205.5	7	204.4	2	204.0	4	205.9
17	Samuel DIAZ	TECNIRACING	KAWASAKI	<b>207.9</b>	4	206.7	5	205.1	3	204.7	2	202.5	10	205.4
4	Eric FERNANDEZ	TEAM SPEED RACING	KAWASAKI	<b>207.1</b>	5	207.1	2	206.7	6	206.3	3	204.4	15	206.3
28	Valentin PERRONE	TEAM SPEED RACING	KAWASAKI	<b>207.1</b>	2	205.1	3	204.7	5	202.1	4	201.7	6	204.1
32	Rodrigo VALENTE MARTINS	YAMAHA GV STRATOS	YAMAHA	<b>206.7</b>	6	206.3	5	204.7	8	202.5	4	202.1	7	204.5
35	Yeray SAIZ	KAWASAKI PL RACING JUNIOR TEAM	KAWASAKI	<b>206.7</b>	9	205.9	8	205.1	6	204.7	7	202.8	14	205.0
38	Ola NESBAKKEN	ALMA RACING TEAM	KAWASAKI	<b>206.7</b>	5	205.1	12	204.4	8	203.6	13	202.1	15	204.4
31	Max SANCHEZ	ETG RACING	YAMAHA	<b>206.3</b>	11	205.9	4	204.0	15	201.3	2	199.9	3	203.5
74	Juan A. CONESA	TEAM LAGLISSE		<b>206.3</b>	4	204.7	2	203.6	7	203.2	13	203.2	6	204.2
95	Afonso SIMOES DE ALMEIDA	MIGUEL OLIVEIRA FAN CLUB RACING TEAM		<b>205.9</b>	8	205.5	4	204.0	6	202.8	3	202.1	2	204.1
27	Alvaro DIAZ	ARCO-MOTOR UNIVERSITY TEAM	YAMAHA	<b>205.5</b>	2	204.4	12	204.4	4	204.0	5	201.7	6	204.0
91	Borja JIMENEZ	ESP SOLUTIONS MOTAP RACING TEAM	KAWASAKI	<b>205.5</b>	9	205.5	7	204.7	3	201.7	5	199.9	13	203.5
8	Carlos GIMENEZ	ARCO-MOTOR UNIVERSITY TEAM	YAMAHA	<b>205.1</b>	7	204.0	6	202.1	10	201.0	9	201.0	8	202.6
16	Michal A. BUDZIASZEK	I+DENT RACING TEAM	YAMAHA	<b>204.4</b>	5	201.3	4	201.0	6	201.0	3	200.2	14	201.6
26	Jose M. OSUNA	DEZA □ BOX 77 RACING TEAM	KAWASAKI	<b>204.4</b>	4	201.7	3	201.3	17	200.2	14	199.9	15	201.5
94	Facundo A. LLAMBIAS	KAWASAKI PL RACING JUNIOR TEAM	KAWASAKI	<b>204.4</b>	13	204.0	15	203.6	11	202.5	14	202.5	4	203.4
51	Juan P. URIOSTEGUI	I+DENT RACING TEAM	YAMAHA	<b>204.0</b>	12	203.6	6	202.8	4	202.1	7	201.7	13	202.8
15	Aaron GARCIA	TJT RACING	KAWASAKI	<b>203.2</b>	6	202.8	7	201.7	11	201.7	3	201.0	13	202.1
85	Marcos LOPEZ	ALMA RACING TEAM	KAWASAKI	<b>203.2</b>	12	202.8	16	202.1	9	201.7	13	201.0	8	202.2
18	Joan SANTOS	QRG MOTOR RACING	KAWASAKI	<b>202.5</b>	14	202.1	3	201.3	10	201.3	4	201.0	6	201.6
84	Hector DOMINGUEZ	I+DENT RACING TEAM	YAMAHA	<b>201.3</b>	2	201.0	3	200.6	9	200.2	4	199.9	15	200.6
2	Natalia RIVERA	I+DENT RACING TEAM	YAMAHA	<b>201.0</b>	4	200.2	15	199.5	5	198.4	16	198.0	6	199.4
81	Juan E. RIVERA	AUSTIN RACING VHC LIQUI MOLY	KAWASAKI	<b>201.0</b>	13	200.6	9	200.2	10	200.2	4	200.2	2	200.4
36	Juho KANTOLA	KALLIO RACING JUNIOR TEAM		<b>200.6</b>	6	199.1	3	198.4	4	198.0	2	197.7	11	198.8
20	Javier CORRAL	ARCO-MOTOR UNIVERSITY TEAM	YAMAHA	<b>198.8</b>	12	198.0	9	197.7	10	197.0	11	195.5	8	197.4
58	Isaac RUIVINHO MARTINS R	TEAM MOTOCLUBE LOULÉ CONCELHO	KAWASAKI	<b>195.9</b>	7	195.9	11	193.1	13	192.8	8	192.4	14	194.0
96	Marc VICH	DS RACING SCHOOL		<b>194.5</b>	14	190.7	11	190.7	2	188.4	4	188.1	16	190.5
44	Daniel OCETE	DS JUNIOR TEAM		<b>193.8</b>	3	191.4	5	188.4	11	187.4	14	185.5	15	189.3
6	Guilherme MARQUES	MIGUEL OLIVEIRA FAN CLUB		<b>133.4</b>	1									133.4
89	Iker GARCIA	ARCO-MOTOR UNIVERSITY TEAM												



## SBK Junior

### ESBK CIRCUIT DE BARCELONA-CATALUNYA

#### Entrenamiento Libre 3

#### Fastest Lap Sequence

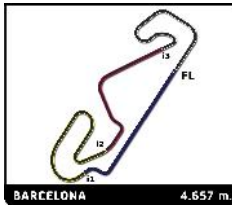
Elapsed	No Rider	Team	Bike	Class	Time	Kph	Lap
4:10.499	74 Juan A. CONESA	TEAM LAGLISSE			<b>1:58.956</b>	140.9	2
4:10.974	47 Ferran HERNANDEZ		HONDA		<b>1:58.565</b>	141.4	2
4:22.613	42 Raul PEREZ	FUSIÓN RACING TEAM	KAWASAKI	KAWASAK	<b>1:57.493</b>	142.7	2
6:19.454	22 Alejandro CARRION	DR7 HMAX	KAWASAKI	KAWASAK	<b>1:56.544</b>	143.9	3
8:16.108	42 Raul PEREZ	FUSIÓN RACING TEAM	KAWASAKI	KAWASAK	<b>1:56.515</b>	143.9	4
10:12.268	22 Alejandro CARRION	DR7 HMAX	KAWASAKI	KAWASAK	<b>1:55.958</b>	144.6	5





## SBK Junior ESBK CIRCUIT DE BARCELONA-CATALUNYA Entrenamiento Libre 3 Sector Analysis

Lap	Time	Sector 1	Sector 2	Sector 3	Sector 4	T.Spd	Lap	Time	Sector 1	Sector 2	Sector 3	Sector 4	T.Spd
7	2:14.631 <b>B</b>	22.998	36.884	26.552	48.197	202.1	7	2:12.397 <b>B</b>	22.687	36.232	25.704	47.774	209.9
8	9:18.312	7:35.785	41.406	25.950	35.171	109.9	8	21:57.201	...	39.302	28.918	45.328	142.7
9	1:58.837	22.736	36.098	25.315	<b>34.688</b>	199.9	9	2:02.658	23.650	38.648	25.424	34.936	195.5
10	2:00.508	23.584	36.410	25.432	35.082	202.5	10	1:58.004	22.456	36.346	24.852	34.350	201.3
11	1:59.698	22.878	36.157	25.489	35.174	198.0	<b>23</b> <b>Jordi RAPOSEIRAS</b> AND						
12	2:04.017	23.262	38.091	26.139	36.525	195.9	ILUSION TEAM KAWASAKI						
13	1:59.183	22.895	35.965	25.286	35.037	198.4	1	2:25.055	39.268	41.534	26.906	37.347	139.4
14	1:59.937	22.811	36.083	25.721	35.322	198.4	2	2:02.266	22.942	37.314	25.887	36.123	209.5
15	1:59.776	23.326	36.309	25.267	34.874	193.8	3	2:01.732	22.972	37.284	25.735	35.741	208.3
16	1:58.736	22.928	<b>35.832</b>	25.161	34.815	199.9	4	2:01.912	23.028	37.108	25.675	36.101	202.1
17	2:02.024	23.420	38.213	25.393	34.998	196.6	5	2:01.619	23.133	37.157	25.631	35.698	201.3
<b>18</b> <b>Joan SANTOS</b> ESP	QRG MOTOR RACING KAWASAKI						6	2:01.389	22.989	36.959	25.758	35.683	201.0
1	4:22.308	2:43.502	36.951	25.429	36.426	109.6	7	2:13.233 <b>B</b>	<b>22.938</b>	37.090	25.632	47.573	202.5
2	1:59.484	23.002	<b>36.161</b>	25.169	35.152	200.2	8	7:15.029	5:24.125	45.272	27.461	38.171	149.1
3	<b>1:59.073</b>	<b>22.641</b>	36.382	<b>25.139</b>	<b>34.911</b>	202.1	9	2:02.149	23.146	37.152	25.897	35.954	200.6
4	1:59.382	22.729	36.399	25.232	35.022	201.3	10	2:01.343	23.113	37.004	25.639	<b>35.587</b>	199.9
5	1:59.964	22.916	36.376	25.362	35.310	200.6	11	2:09.010	23.141	37.034	25.695	43.140	198.4
6	2:24.244 <b>B</b>	22.916	39.676	27.188	54.464	201.0	12	2:09.411	23.100	44.669	25.719	35.923	201.3
7	4:58.101	3:18.564	38.014	25.750	35.773	147.3	13	2:01.291	23.013	36.898	25.775	35.605	202.5
8	2:01.276	23.016	37.136	25.635	35.489	198.0	14	2:01.345	22.980	37.084	25.594	35.687	199.5
9	2:00.684	23.075	36.975	25.334	35.300	197.7	15	2:04.150	23.935	37.104	25.608	37.503	195.5
10	2:00.130	22.892	36.689	25.373	35.176	201.3	16	2:15.135	23.550	49.605	25.708	36.272	201.7
11	2:03.840	24.008	38.672	25.723	35.437	198.8	17	<b>2:01.202</b>	23.076	<b>36.823</b>	<b>25.447</b>	35.856	201.3
12	2:01.445	22.989	37.231	25.594	35.631	199.5	<b>26</b> <b>Jose M. OSUNA</b> ESP						
13	2:04.458	23.069	37.042	25.949	38.398	198.8	DEZA BOX 77 RACING TEAM KAWASAKI						
14	2:00.911	22.835	36.933	25.456	35.687	202.5	1	2:39.389	56.858	39.378	26.569	36.584	144.8
15	2:01.995	22.993	37.322	25.740	35.940	198.8	2	2:01.047	23.197	36.862	25.470	35.518	199.5
16	2:03.772	23.628	37.982	26.054	36.108	196.2	3	1:59.559	22.791	36.448	25.314	<b>35.006</b>	201.7
17	2:05.824	23.287	37.367	25.971	39.199	196.6	4	2:15.949 <b>B</b>	<b>22.475</b>	36.517	25.679	51.278	204.4
<b>20</b> <b>Javier CORRAL</b> ESP	ARCO-MOTOR UNIVERSITY TEAM YAMAHA						5	6:27.905	4:49.617	37.042	25.798	35.448	131.5
1	3:20.278	1:39.789	38.145	26.386	35.958	127.6	6	2:00.544	23.120	36.624	25.565	35.235	197.7
2	2:01.822	23.628	36.923	25.747	35.524	193.5	7	2:00.414	23.011	36.476	25.592	35.335	196.6
3	2:00.927	23.347	36.842	25.435	35.303	193.1	8	2:00.184	22.937	36.471	25.514	35.262	198.4
4	2:00.724	23.248	36.698	25.440	35.338	194.8	9	1:59.497	22.904	36.385	25.175	35.033	197.3
5	2:00.506	23.224	36.588	25.432	35.262	194.1	10	1:59.757	22.902	36.422	25.342	35.091	198.0
6	2:18.248 <b>B</b>	23.808	39.307	27.371	47.762	193.1	11	1:59.779	22.756	36.356	25.320	35.347	198.8
7	8:45.009	7:05.890	37.268	25.872	35.979	126.0	12	1:59.761	23.079	<b>36.308</b>	25.147	35.227	197.7
8	2:00.392	23.236	36.703	25.440	<b>35.013</b>	195.5	13	2:04.617	26.500	37.638	<b>25.109</b>	35.370	198.0
9	2:07.766	23.032	37.073	25.989	41.672	198.0	14	<b>1:59.452</b>	22.778	36.365	25.213	35.096	200.2
10	2:00.425	23.121	36.603	25.326	35.375	197.7	15	1:59.567	22.614	36.413	25.322	35.218	199.9
11	1:59.990	23.156	36.474	25.280	35.080	197.0	16	2:09.412	27.909	39.719	25.443	36.341	193.1
12	<b>1:59.883</b>	<b>22.938</b>	<b>36.449</b>	<b>25.245</b>	35.251	198.8	17	2:00.093	23.039	36.466	25.400	35.188	201.3
13	2:16.343 <b>B</b>	23.916	38.819	26.655	46.953	189.1	18	2:00.957	23.514	36.900	25.190	35.353	195.5
14	5:59.415	4:13.839	42.785	26.542	36.249	95.4	<b>27</b> <b>Alvaro DIAZ</b> ESP						
<b>22</b> <b>Alejandro CARRION</b> ESP	DR7 HMAX KAWASAKI						ARCO-MOTOR UNIVERSITY TEAM YAMAHA						
1	2:24.740	45.581	37.318	25.302	36.539	147.3	1	4:19.970	2:42.879	36.702	25.596	34.793	145.5
2	1:58.170	22.594	36.259	25.167	34.150	204.7	2	1:58.163	22.774	35.925	24.883	34.581	205.5
3	1:56.544	<b>21.933</b>	35.633	24.534	34.444	209.1	3	1:57.808	22.573	35.733	24.952	34.550	201.7
4	1:56.856	22.336	35.554	24.572	34.394	205.9	4	<b>1:57.251</b>	22.498	<b>35.665</b>	<b>24.644</b>	<b>34.444</b>	204.4
5	<b>1:55.958</b>	22.010	<b>35.458</b>	<b>24.517</b>	<b>33.973</b>	209.1	5	1:59.896	<b>22.262</b>	37.667	25.508	34.459	204.0
6	2:01.825	22.639	39.309	25.132	34.745	209.5	6	2:13.257 <b>B</b>	23.834	37.079	25.701	46.643	201.7
							7	5:47.298	4:08.388	39.178	25.027	34.705	114.1
							8	1:58.219	22.585	36.041	25.091	34.502	200.2
							9	2:17.753 <b>B</b>	22.689	36.738	25.868	52.458	197.3



**SBK Junior**  
**ESBK CIRCUIT DE BARCELONA-CATALUNYA**  
Entrenamiento Libre 3

Sector Analysis

— Invalidated Lap    ■ Personal Best    ■ Session Best    B Crossing the pit lane

Lap	Time	Sector 1	Sector 2	Sector 3	Sector 4	T.Sp	Lap	Time	Sector 1	Sector 2	Sector 3	Sector 4	T.Sp
10	3:47.049B	1:43.618	41.255	27.669	54.507	148.9	11	2:01.114	23.322	36.544	25.810	35.438	194.5
11	6:10.396	4:27.029	37.456	28.699	37.212	143.8	12	2:01.026	23.357	36.604	25.773	35.292	194.1
12	2:03.264	22.509	36.589	24.780	39.386	204.4	13	2:13.222B	23.336	36.688	25.940	47.258	195.5
13	2:26.668B	23.568	41.156	29.748	52.196	195.5	14	2:20.403	42.838	36.714	25.970	34.881	148.9
14	2:17.480	41.203	36.401	25.118	34.758	148.1	15	1:59.991	23.164	36.647	25.440	<b>34.740</b>	196.2

**28** **Valentin PERRONE** ARG  
TEAM SPEED RACING KAWASAKI

1	2:39.761	55.594	41.792	26.013	36.362	110.4
2	<b>1:58.520</b>	22.610	36.204	<b>24.937</b>	<b>34.769</b>	207.1
3	1:58.980	<b>22.570</b>	36.395	25.171	34.844	205.1
4	1:58.861	22.720	36.145	24.989	35.007	202.1
5	1:59.287	22.723	36.208	25.098	35.258	204.7
6	2:10.697B	22.816	36.465	25.406	46.010	201.7
7	8:45.230	7:05.969	38.311	25.609	35.341	123.4
8	1:59.724	23.061	36.329	25.255	35.079	196.6
9	1:59.925	23.021	36.497	25.439	34.968	197.7
10	2:08.150B	23.041	36.398	25.481	43.230	196.6
11	2:14.739	37.454	36.743	25.425	35.117	149.5
12	1:59.759	23.005	36.312	25.318	35.124	197.3
13	1:59.663	23.101	36.289	25.225	35.048	197.7
14	1:59.706	23.121	<b>36.125</b>	25.512	34.948	196.2
15	1:59.974	23.126	36.492	25.198	35.158	195.9
16	1:59.840	23.233	36.411	25.236	34.960	193.8
17	2:00.416	23.648	36.246	25.349	35.173	192.4

**31** **Max SANCHEZ** ESP  
ETG RACING YAMAHA

1	2:24.652	44.266	38.045	25.877	36.464	148.5
2	2:01.901	23.522	36.794	25.708	35.877	201.3
3	2:00.956	23.246	37.587	<b>25.078</b>	35.045	199.9
4	2:00.738	23.034	37.163	25.360	35.181	205.9
5	2:00.679	23.138	36.570	25.691	35.280	194.1
6	2:11.108B	23.573	36.430	25.345	45.760	192.4
7	9:33.774	7:55.162	38.358	25.420	<b>34.834</b>	111.9
8	<b>1:59.171</b>	22.796	36.295	25.187	34.893	199.1
9	1:59.569	22.891	36.361	25.253	35.064	198.8
10	2:06.694	25.377	40.898	25.323	35.096	195.9
11	1:59.671	<b>22.682</b>	36.600	25.314	35.075	206.3
12	1:59.479	22.956	36.394	25.236	34.893	198.8
13	1:59.291	22.870	<b>36.179</b>	25.262	34.980	198.4
14	2:13.007	23.104	40.835	26.771	42.297	195.2
15	2:14.644	23.552	41.328	27.588	42.176	204.0
16	1:59.407	23.047	36.375	25.084	34.901	198.8

**32** **Rodrigo VALENTE MARTINS** PRT  
YAMAHA GV STRATOS YAMAHA

1	2:28.852	46.976	38.285	26.391	37.200	150.2
2	2:03.363	23.416	37.370	26.220	36.357	198.8
3	2:02.505	23.363	37.347	25.904	35.891	198.4
4	2:01.276	23.265	36.727	25.941	35.343	202.5
5	2:00.483	23.004	36.453	25.501	35.525	206.3
6	2:00.412	23.027	36.721	25.370	35.294	206.7
7	2:01.219	<b>22.916</b>	36.417	25.933	35.953	202.1
8	2:13.421B	23.157	36.814	25.398	48.052	204.7
9	8:23.928	6:44.835	37.320	25.938	35.835	142.9
10	2:01.986	23.585	36.829	25.935	35.637	194.5

**35** **Yeray SAIZ** ESP  
KAWASAKI PL RACING JUNIOR TEAM KAWASAKI

1	2:42.657	1:01.628	38.499	26.335	36.195	119.9
2	2:00.181	22.736	36.980	25.430	35.035	199.9
3	1:58.681	22.783	36.209	25.101	34.588	201.3
4	1:59.069	22.746	35.954	25.661	34.708	202.1
5	<b>1:57.908</b>	22.496	35.914	25.051	<b>34.447</b>	202.8
6	1:58.541	22.417	36.216	25.291	34.617	205.1
7	2:01.825	<b>22.395</b>	36.337	<b>24.968</b>	38.125	204.7
8	2:00.560	23.157	36.412	25.274	35.717	205.9
9	2:05.198B	22.721	36.344	25.040	41.093	206.7
10	10:01.510	8:23.437	36.789	26.301	34.983	147.5
11	1:58.534	22.828	<b>35.808</b>	24.978	34.920	201.7
12	1:58.358	22.534	35.907	25.092	34.825	201.7
13	2:00.269	22.801	36.031	25.019	36.418	198.4
14	2:00.837	22.665	36.974	26.103	35.095	202.8
15	2:19.763B	22.794	35.919	25.063	55.987	200.2
16	2:23.062	44.093	37.555	25.975	35.439	150.8

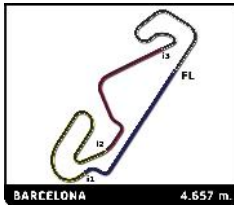
**36** **Juha KANTOLA** FIN  
KALLIO RACING JUNIOR TEAM KTM

1	2:17.044	32.808	39.451	26.671	38.114	130.2
2	2:05.291	23.723	38.182	26.249	37.137	198.0
3	2:04.568	23.998	37.811	26.011	36.748	199.1
4	<b>2:04.025</b>	<b>23.515</b>	37.797	<b>25.988</b>	36.725	198.4
5	2:04.672	24.051	37.558	26.275	36.788	197.0
6	2:04.413	23.827	<b>37.500</b>	26.160	36.926	200.6
7	2:19.493B	24.059	37.652	26.263	51.519	194.1
8	10:15.896	8:33.125	38.958	26.573	37.240	124.3
9	2:04.687	24.051	37.663	26.212	36.761	193.5
10	2:04.652	23.783	37.833	26.357	36.679	193.1
11	2:04.883	23.900	38.175	26.215	<b>36.593</b>	197.7
12	2:05.251	23.643	38.067	26.647	36.894	195.5
13	2:05.807	23.849	38.173	26.839	36.946	191.7
14	2:25.031B	24.161	38.664	26.634	55.572	189.1
15	3:49.328	2:07.257	38.824	26.523	36.724	135.2

**38** **Ola NESBAKKEN** ESP  
ALMA RACING TEAM KAWASAKI

1	2:15.127	34.076	38.333	26.640	36.078	144.6
2	2:01.701	23.492	37.039	25.659	35.511	196.2
3	2:00.213	23.454	36.632	25.129	<b>34.998</b>	201.7
4	<b>1:59.290</b>	22.858	36.244	25.072	35.116	201.3
5	1:59.642	22.857	36.270	25.386	35.129	206.7
6	2:00.964	23.155	37.119	25.390	35.300	199.9
7	2:00.249	22.905	36.317	25.413	35.614	199.9
8	2:12.802B	23.724	38.641	25.697	44.740	204.4
9	9:43.145	8:02.883	37.232	25.629	37.401	138.3
10	2:05.725	23.081	36.534	25.478	40.632	198.8





**SBK Junior**  
**ESBK CIRCUIT DE BARCELONA-CATALUNYA**  
**Entrenamiento Libre 3**  
**Sector Analysis**

\_\_\_ Invalidated Lap    ■ Personal Best    ■ Session Best    B Crossing the pit lane

Lap	Time	Sector 1	Sector 2	Sector 3	Sector 4	T.Spd	Lap	Time	Sector 1	Sector 2	Sector 3	Sector 4	T.Spd
11	2:00.342	23.231	36.894	25.197	35.020	198.0	8	2:16.133B	24.025	38.180	26.150	47.778	197.0
12	1:59.515	22.973	36.454	<b>24.914</b>	35.174	205.1	9	7:58.531	6:20.868	36.192	25.158	36.313	148.1
13	1:59.764	<b>22.774</b>	36.347	25.444	35.199	203.6	10	1:58.864	22.440	36.542	25.214	<b>34.668</b>	207.1
14	2:00.492	22.882	36.393	25.231	35.986	201.3	11	2:00.369	22.595	36.452	25.519	35.803	203.2
15	2:01.318	23.141	37.302	25.699	35.176	202.1	12	<b>1:58.576</b>	<b>22.429</b>	36.202	<b>25.077</b>	34.868	208.3
16	1:59.502	23.063	<b>36.187</b>	25.142	35.110	196.2	13	2:04.820	23.051	38.088	26.562	37.119	198.8

**42** **Raul PEREZ** ESP  
FUSIÓN RACING TEAM KAWASAKI

1	2:25.120	46.425	36.741	25.358	36.596	146.1
2	1:57.493	22.343	36.202	25.100	<b>33.848</b>	211.1
3	1:56.980	22.377	35.649	<b>24.567</b>	34.387	202.1
4	<b>1:56.515</b>	22.278	<b>35.591</b>	24.605	34.041	203.6
5	1:57.187	<b>22.119</b>	35.683	24.770	34.615	204.0
6	2:05.828B	22.326	36.122	25.185	42.195	204.4
7	3:55.127	2:11.333	40.419	26.162	37.213	133.4
8	1:58.506	23.489	36.100	24.750	34.167	193.1
9	1:57.808	22.882	35.682	24.881	34.363	194.5
10	1:57.465	22.694	35.738	24.927	34.106	195.5
11	2:11.026B	22.763	37.087	26.013	45.163	196.6
12	2:14.922	39.156	35.990	24.880	34.896	149.1
13	1:57.824	22.705	35.801	24.731	34.587	199.9
14	1:57.546	22.622	35.685	24.923	34.316	197.7
15	2:09.316B	22.804	36.892	26.942	42.678	201.0
16	3:28.978	1:48.122	39.216	26.011	35.629	128.2
17	1:59.056	23.044	35.997	25.353	34.662	194.1
18	1:58.770	22.949	36.048	24.920	34.853	193.8

**44** **Daniel OCETE** ESP  
DS JUNIOR TEAM YAMAHA

1	2:20.152	35.832	39.665	27.536	37.119	134.9
2	2:06.735	24.764	38.313	26.714	36.944	181.5
3	2:04.132	23.912	37.761	26.262	36.197	193.8
4	2:04.822	24.323	37.978	26.287	36.234	184.0
5	<b>2:03.911</b>	<b>23.852</b>	37.599	26.238	36.222	191.4
6	2:07.016	24.328	39.258	26.788	36.642	185.2
7	2:20.471B	24.386	38.091	26.650	51.344	182.4
8	4:34.867	2:53.247	38.406	26.576	36.638	110.0
9	2:06.630	25.263	38.470	26.411	36.486	184.0
10	2:05.512	24.582	37.945	26.508	36.477	185.5
11	2:04.360	24.062	37.614	26.469	36.215	188.4
12	2:17.581B	24.455	37.757	26.158	49.211	182.1
13	3:58.566	2:17.233	37.992	26.726	36.615	124.4
14	2:04.223	24.313	37.670	26.237	<b>36.003</b>	187.4
15	2:04.923	24.075	37.832	26.430	36.586	185.5
16	2:04.099	24.217	<b>37.535</b>	<b>26.122</b>	36.225	185.2
17	2:04.852	24.478	37.690	26.339	36.345	180.6

**46** **Humberto MAIER NETO** BRA  
YAMAHA MS RACING TEAM YAMAHA

1	2:18.177	39.826	37.019	26.055	35.277	145.2
2	2:01.322	23.038	37.296	25.480	35.508	204.4
3	1:59.905	23.098	36.477	25.187	35.143	198.0
4	1:59.367	22.747	<b>36.154</b>	25.294	35.172	204.0
5	1:59.417	22.970	36.356	25.204	34.887	197.7
6	2:02.209	23.210	37.292	25.944	35.763	198.4
7	1:58.816	22.454	36.263	25.346	34.753	205.5

**47** **Ferran HERNANDEZ** ESP  
HONDA

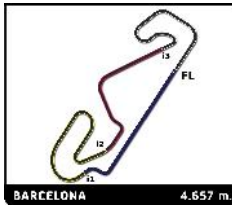
1	2:12.409	33.576	38.232	25.352	35.249	149.1
2	1:58.565	22.499	36.229	<b>24.806</b>	35.031	208.3
3	2:04.373	22.579	38.801	25.841	37.152	203.6
4	1:58.216	22.539	36.264	24.863	34.550	204.7
5	1:58.122	22.486	36.118	24.998	34.520	205.5
6	2:01.857	22.760	38.071	25.499	35.527	202.5
7	2:02.123	22.508	36.806	26.052	36.757	206.7
8	2:15.108B	23.548	39.288	26.102	46.170	202.1
9	5:37.948B	3:40.295	42.183	28.405	47.065	149.1
10	2:24.856	41.455	40.495	25.763	37.143	140.5
11	1:58.683	22.929	36.010	25.046	34.698	202.5
12	1:59.879	22.701	36.321	25.275	35.582	204.4
13	1:58.111	22.713	35.965	24.915	34.518	199.5
14	1:59.122	<b>22.313</b>	35.957	24.809	36.043	207.1
15	<b>1:57.917</b>	22.709	<b>35.889</b>	24.824	<b>34.495</b>	202.5
16	2:03.111	22.532	36.217	24.886	39.476	203.6
17	2:26.916B	23.573	40.368	27.917	55.058	195.2

**48** **Julio GARCIA** ESP  
ESP SOLUTIONS MOTAP RACING TEA KAWASAKI

1	2:11.305	29.328	38.645	26.099	37.233	126.0
2	2:00.762	22.919	36.542	25.463	35.838	199.9
3	1:59.595	22.744	36.476	25.327	35.048	201.7
4	2:01.312	23.042	38.800	24.953	34.517	196.2
5	1:58.372	22.385	36.161	25.136	34.690	209.1
6	2:05.770	<b>23.368</b>	42.087	25.316	34.999	196.6
7	2:00.615	<b>22.338</b>	35.865	27.148	35.264	207.1
8	2:04.516	23.379	40.151	25.869	35.117	208.3
9	1:58.628	22.887	36.024	24.999	34.718	204.7
10	1:58.559	22.864	35.999	25.099	34.597	200.6
11	1:58.108	22.762	35.884	24.902	34.560	198.4
12	2:15.413B	22.681	38.860	26.021	47.851	201.7
13	5:42.087	4:01.928	39.913	25.201	35.045	125.5
14	1:58.074	22.790	35.882	24.919	34.483	197.3
15	<b>1:57.053</b>	22.396	<b>35.739</b>	<b>24.677</b>	<b>34.241</b>	204.7
16	2:13.653	22.528	39.299	27.142	44.684	203.2
17	2:20.967	24.542	51.211	26.762	38.452	198.0
18	1:59.768	23.030	36.489	25.103	35.146	197.0

**51** **Juan P. URIOSTEGUI** MEX  
I+D DENT RACING TEAM YAMAHA

1	2:32.872	53.310	37.737	25.997	35.828	120.7
2	2:01.254	23.243	36.823	25.517	35.671	198.8
3	2:01.097	23.119	36.279	25.703	35.996	200.2



# SBK Junior

## ESBK CIRCUIT DE BARCELONA-CATALUNYA

### Entrenamiento Libre 3

### Sector Analysis

___ Invalidated Lap							■ Personal Best	■ Session Best	B Crossing the pit lane				
Lap	Time	Sector 1	Sector 2	Sector 3	Sector 4	T.Sp	Lap	Time	Sector 1	Sector 2	Sector 3	Sector 4	T.Sp
<b>53</b> Hector YEBRA							ESP						
							KAWASAKI						
1	2:16.032	36.448	37.693	25.966	35.925	144.4							
2	2:00.834	23.060	36.941	25.403	35.430	195.9							
3	1:59.369	22.966	36.181	25.340	34.882	201.3							
4	1:58.682	23.033	35.998	25.207	34.444	197.7							
5	1:58.510	22.473	36.054	25.074	34.909	208.7							
6	1:59.595	22.427	36.307	25.431	35.430	208.3							
7	2:02.291	23.275	36.772	26.367	35.877	200.2							
8	1:59.634	23.040	36.023	25.545	35.026	197.0							
9	1:58.743	22.699	36.087	25.155	34.802	205.1							
10	2:23.403 B	25.186	41.850	26.831	49.536	199.1							
11	11:08.983	9:20.375	42.847	26.986	38.775	84.5							
12	2:02.699	24.681	37.151	25.824	35.043	174.2							
13	1:59.893	22.914	36.063	25.669	35.247	196.6							
14	1:58.987	23.028	36.168	25.156	34.635	199.1							
15	1:59.513	23.300	36.048	25.231	34.934	189.1							
16	2:02.842	23.194	38.791	25.841	35.016	198.4							
<b>57</b> Antonio TORRES							ESP						
							DEZA ? BOX 77 RACING TEAM						
							KAWASAKI						
1	2:35.657	56.102	37.946	25.895	35.714	144.8							
2	2:00.301	23.106	36.871	25.106	35.218	200.6							
3	1:59.589	22.913	36.455	25.289	34.932	202.1							
4	1:58.921	22.349	36.117	25.402	35.053	208.7							
5	1:59.442	22.856	36.310	25.023	35.253	202.8							
6	1:59.448	22.899	36.370	25.041	35.138	203.2							
7	2:19.475 B	23.093	39.687	26.812	49.883	199.1							
8	8:33.436	6:35.379	49.610	28.121	40.326	119.7							
9	1:58.959	22.983	36.208	25.203	34.565	200.2							
10	1:58.859	22.570	35.845	25.120	35.324	202.1							
11	2:02.000	23.333	38.462	25.199	35.006	198.4							
12	1:58.758	22.776	35.996	25.155	34.831	202.1							
13	2:04.738	23.493	40.893	25.266	35.086	198.4							
<b>72</b> Yeray RUIZ							ESP						
							YAMAHA MS RACING						
							YAMAHA						
1	2:17.609	39.650	36.971	25.956	35.032	147.7							
2	1:59.023	23.158	36.116	24.871	34.878	204.4							
3	1:57.780	22.745	35.893	25.040	34.102	197.7							
4	1:57.512	22.561	35.725	25.175	34.051	203.2							
5	2:04.173	27.206	37.129	24.949	34.889	196.2							
6	1:56.940	22.306	35.312	24.791	34.531	202.1							
7	2:02.859	24.868	38.007	25.340	34.644	196.6							
8	2:10.303 B	22.200	35.667	24.975	47.461	208.7							
9	8:07.501	6:29.656	36.302	25.135	36.408	146.5							
10	1:56.822	22.315	35.433	24.737	34.337	200.6							
11	2:02.902	22.559	36.758	27.567	36.018	198.8							
12	1:56.121	22.246	35.465	24.592	33.818	208.3							
13	1:59.987	22.343	35.766	26.097	35.781	201.0							
14	1:57.306	22.236	35.520	24.653	34.897	202.8							
15	2:12.716	23.135	35.747	25.586	48.248	197.3							
16	2:22.987 B	22.891	35.863	27.851	56.382	197.0							
<b>74</b> Juan A. CONESA							ESP						
							TEAM LAGLISSE						
1	2:11.543	31.952	37.437	25.677	36.477	136.9							
2	1:58.956	22.413	36.581	25.251	34.711	204.7							
3	2:04.998	23.140	38.163	25.516	38.179	192.4							
4	1:58.776	22.441	36.501	24.871	34.963	206.3							
5	1:57.463	22.465	35.646	24.919	34.433	200.2							
6	2:03.222	22.983	40.534	24.836	34.869	203.2							
7	2:12.543 B	22.777	36.977	25.823	46.966	203.6							
8	9:25.860	7:44.022	41.381	25.301	35.156	119.7							
9	1:58.112	22.800	35.877	24.999	34.436	194.8							
10	2:22.293	22.720	46.889	28.296	44.388	195.2							
11	2:02.648	22.837	39.590	24.705	35.516	200.2							
12	1:57.247	22.457	35.332	24.591	34.867	202.5							
13	1:56.618	22.268	35.760	24.501	34.089	203.2							
14	1:57.300	22.516	35.774	24.857	34.153	201.7							
15	2:00.720	23.675	36.889	25.361	34.795	183.6							
16	1:57.182	22.780	35.703	24.645	34.054	194.8							
<b>81</b> Juan E. RIVERA							COL						
							AUSTIN RACING VHC LIQUI MOLY						
							KAWASAKI						
1	2:26.109	47.232	37.894	25.669	35.314	147.1							
2	2:00.196	22.974	36.299	25.238	35.685	200.2							
3	2:00.406	23.555	36.525	25.312	35.014	195.9							
4	2:00.041	23.057	36.470	25.472	35.042	200.2							
5	2:14.142 B	23.228	37.451	26.546	46.917	193.5							



# SBK Junior

## ESBK CIRCUIT DE BARCELONA-CATALUNYA

### Entrenamiento Libre 3

## Sector Analysis

Invalidated Lap   Personal Best   Session Best   B Crossing the pit lane

Lap	Time	Sector 1	Sector 2	Sector 3	Sector 4	T.Spd	Lap	Time	Sector 1	Sector 2	Sector 3	Sector 4	T.Spd
6	3:33.873	1:52.637	39.825	25.918	35.493	131.3	2	2:00.558	23.158	36.758	25.299	35.343	193.8
7	2:00.017	23.777	<b>36.032</b>	25.278	34.930	186.2	3	2:02.644	22.579	37.441	25.470	37.154	204.7
8	<b>1:59.308</b>	23.088	36.171	<b>25.182</b>	<b>34.867</b>	196.6	4	1:58.698	22.993	36.287	24.956	34.462	195.9
9	1:59.549	<b>22.801</b>	36.378	25.341	35.029	200.6	5	2:03.671	27.008	37.277	24.993	34.393	201.7
10	2:12.034B	22.961	36.289	25.216	47.568	200.2	6	1:58.541	<b>22.360</b>	<b>35.879</b>	25.193	35.109	199.5
11	7:41.920	5:46.101	54.262	26.009	35.548	127.0	7	2:12.129B	22.829	36.711	25.332	47.257	205.5
12	2:00.953	23.316	36.934	25.305	35.398	190.4	8	5:46.813	4:11.145	36.145	25.044	34.479	136.6
13	2:02.811	23.054	37.104	27.621	35.032	201.0	9	<b>1:58.210</b>	22.648	36.159	25.022	<b>34.381</b>	205.5
14	2:07.077	22.891	37.037	25.414	41.735	197.7	10	1:59.454	22.928	36.242	25.475	34.809	187.8
15	2:00.890	23.349	36.877	25.338	35.326	191.7	11	2:13.329B	23.006	36.002	25.476	48.845	197.7
16	2:02.472	23.338	37.338	25.456	36.340	191.1	12	2:20.008	41.724	37.430	25.523	35.331	103.6

**84** **Hector DOMINGUEZ** ESP  
I+DENT RACING TEAM YAMAHA

1	2:25.203	44.603	37.556	26.209	36.835	143.2
2	2:01.711	23.299	37.141	25.538	35.733	201.3
3	2:00.711	23.133	36.964	25.551	<b>35.063</b>	201.0
4	2:00.649	23.113	36.831	25.458	35.247	200.2
5	2:00.670	23.270	36.566	25.633	35.201	195.9
6	2:00.682	23.706	36.536	25.248	35.192	193.1
7	2:08.169	23.385	36.899	27.344	40.541	193.1
8	2:01.522	23.749	36.709	25.322	35.742	198.4
9	1:59.895	23.096	36.309	25.357	35.133	200.6
10	2:21.279B	23.681	42.545	26.884	48.169	191.7
11	2:53.692	1:09.501	43.082	<b>25.225</b>	35.884	110.5
12	2:00.782	23.135	36.476	25.783	35.388	194.8
13	2:12.657	23.551	39.392	27.441	42.273	192.4
14	2:07.830	24.116	42.342	26.147	35.225	189.4
15	<b>1:59.653</b>	22.961	<b>36.237</b>	25.282	35.173	199.9
16	2:02.541	<b>22.874</b>	36.544	25.624	37.499	197.7
17	2:14.859	23.444	36.790	25.868	48.757	197.3
18	2:25.561B	23.900	39.011	28.535	54.115	194.5
19	2:45.974	1:06.396	37.346	26.034	36.198	141.0

**85** **Marcos LOPEZ** ESP  
ALMA RACING TEAM KAWASAKI

1	3:57.207	2:15.934	38.178	26.431	36.664	133.4
2	2:03.948	23.478	38.358	26.148	35.964	195.9
3	2:01.510	23.369	36.668	25.891	35.582	197.3
4	2:01.273	23.192	36.802	25.780	35.499	197.7
5	2:01.640	23.218	36.682	25.683	36.057	197.3
6	2:05.891	23.816	39.283	26.300	36.492	197.0
7	2:10.816	28.742	38.887	26.028	37.159	197.0
8	<b>2:00.457</b>	23.210	<b>36.395</b>	25.514	35.338	201.0
9	2:28.727B	24.312	41.847	28.383	54.185	202.1
10	5:26.061	3:46.074	37.426	26.163	36.398	128.5
11	2:02.563	23.523	37.234	25.866	35.940	199.9
12	2:01.696	<b>22.846</b>	37.400	25.765	35.685	203.2
13	2:00.949	23.062	36.731	25.626	35.530	201.7
14	2:00.603	23.060	36.637	25.569	<b>35.337</b>	200.6
15	2:01.311	23.109	36.746	25.549	35.907	200.6
16	2:00.916	22.968	37.007	25.567	35.374	202.8
17	2:01.034	23.155	36.800	<b>25.424</b>	35.655	197.3

**91** **Borja JIMENEZ** ESP  
ESP SOLUTIONS MOTAP RACING TEA KAWASAKI

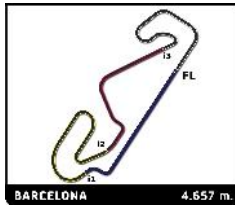
1	2:10.703	31.712	37.605	25.628	35.758	137.6
---	----------	--------	--------	--------	--------	-------

**94** **Facundo A. LLAMBIAS** URY  
KAWASAKI PL RACING JUNIOR TEAM KAWASAKI

1	3:03.375	1:21.622	39.096	26.320	36.337	127.0
2	2:01.923	23.328	37.094	25.663	35.838	198.8
3	2:00.364	22.967	36.718	25.339	35.340	199.9
4	2:10.971B	22.679	36.810	26.164	45.318	202.5
5	6:43.426	5:03.149	38.896	25.625	35.756	121.7
6	1:59.912	22.981	36.330	25.259	35.342	199.5
7	2:00.458	22.894	36.764	25.365	35.435	199.9
8	2:01.008	22.918	36.625	25.755	35.710	201.0
9	2:00.869	22.760	36.615	26.097	35.397	201.3
10	<b>1:59.463</b>	22.691	<b>36.281</b>	25.237	35.254	201.3
11	2:03.686	22.683	36.412	<b>25.096</b>	39.495	203.6
12	2:03.227	23.143	38.226	25.416	36.442	199.9
13	1:59.783	<b>22.399</b>	36.574	25.394	35.416	204.4
14	2:03.545	22.650	37.417	28.368	<b>35.110</b>	202.5
15	2:04.915	22.521	36.524	25.246	40.624	204.0
16	2:00.747	22.969	36.759	25.385	35.634	198.0
17	2:04.053	22.964	36.839	27.172	37.078	199.1

**95** **Afonso SIMOES DE ALMEIDA** PRT  
MIGUEL OLIVEIRA FAN CLUB RACING YAMAHA

1	2:22.073	40.397	38.162	26.312	37.202	134.9
2	2:04.503	23.795	37.714	26.110	36.884	202.1
3	2:02.721	23.132	37.663	25.945	35.981	202.8
4	2:01.716	22.970	37.240	25.688	35.818	205.5
5	2:01.867	23.213	37.153	25.630	35.871	198.0
6	2:01.971	<b>22.930</b>	<b>36.953</b>	25.588	36.500	204.0
7	2:03.475	23.566	37.741	25.665	36.503	196.6
8	2:15.812B	23.550	37.677	25.695	48.890	205.9
9	11:26.510	9:45.801	38.105	25.832	36.772	136.2
10	2:02.408	23.553	37.290	25.688	35.877	196.6
11	2:02.742	23.629	37.478	25.847	35.788	195.9
12	<b>2:01.207</b>	23.097	37.133	<b>25.404</b>	<b>35.573</b>	201.0
13	2:03.226	23.494	37.200	25.445	37.087	196.2
14	2:05.011	24.099	38.685	26.320	35.907	194.8
15	2:01.975	23.610	37.063	25.685	35.617	193.5



## SBK Junior

### ESBK CIRCUIT DE BARCELONA-CATALUNYA

#### Entrenamiento Libre 3

#### Sector Analysis

— Invalidated Lap    ■ Personal Best    ■ Session Best    B Crossing the pit lane

Lap	Time	Sector 1	Sector 2	Sector 3	Sector 4	T.Spd	Lap	Time	Sector 1	Sector 2	Sector 3	Sector 4	T.Spd
<b>96</b>	<b>Marc VICH</b> ESP												
	DS RACING SCHOOL							YAMAHA					
1	2:21.732	36.430	39.915	27.739	37.648	115.9							
2	2:06.810	24.481	38.328	27.002	36.999	190.7							
3	2:05.911	24.263	38.203	26.646	36.799	187.4							
4	2:06.041	24.586	38.178	26.605	36.672	188.4							
5	2:05.637	24.360	38.040	26.645	36.592	187.4							
6	2:06.057	24.398	38.092	26.867	36.700	184.6							
7	2:17.902B	24.584	38.167	26.736	48.415	182.1							
8	4:31.992	2:49.539	38.490	27.027	36.936	105.3							
9	2:06.569	24.685	38.605	26.750	36.529	184.9							
10	2:05.551	24.435	38.030	26.582	36.504	183.6							
11	<b>2:04.582</b>	<b>23.914</b>	38.196	<b>26.236</b>	<b>36.236</b>	190.7							
12	2:18.244B	24.541	38.007	26.394	49.302	181.8							
13	3:58.192	2:15.950	38.395	26.749	37.098	124.5							
14	2:04.724	24.159	37.802	26.304	36.459	194.5							
15	2:04.792	24.135	37.861	26.343	36.453	185.2							
16	2:04.730	24.159	<b>37.774</b>	26.367	36.430	188.1							
17	2:05.382	24.364	37.940	26.458	36.620	183.0							
<b>97</b>	<b>Johan GIMBERT</b> FRA												
	TPR KAWASAKI							KAWASAKI					
1	2:25.631	46.997	37.740	25.839	35.055	152.3							
2	1:58.904	22.629	36.177	25.203	34.895	213.2							
3	1:58.982	22.683	36.431	25.175	34.693	202.5							
4	1:58.617	22.704	36.004	25.222	34.687	201.7							
5	<b>1:58.112</b>	22.684	<b>35.871</b>	<b>24.884</b>	<b>34.673</b>	202.1							
6	2:16.510B	23.914	38.318	26.250	48.028	202.1							
7	9:07.813	7:25.711	36.821	28.196	37.085	144.8							
8	1:58.785	22.763	36.106	25.218	34.698	201.7							
9	1:58.870	22.936	36.019	25.059	34.856	197.7							
10	2:00.205	23.011	36.163	25.650	35.381	197.0							
11	2:04.786	24.527	39.733	25.439	35.087	197.0							
12	2:13.044B	22.835	36.557	26.044	47.608	199.1							
13	5:57.705	4:12.383	42.972	27.078	35.272	122.3							
14	1:58.940	22.835	36.034	24.966	35.105	196.2							
15	1:58.602	<b>22.619</b>	36.026	24.948	35.009	203.2							
<b>98</b>	<b>Daniel MOGEDA</b> ESP												
	ESP SOLUTIONS MOTAP RACING TEA							KAWASAKI					
1	2:12.186	33.688	37.781	25.500	35.217	144.6							
2	2:06.773B	22.885	36.175	25.037	42.676	203.6							
3	7:58.041	6:11.619	45.753	25.634	35.035	155.3							
4	2:00.212	22.334	35.588	26.925	35.365	205.5							
5	2:05.157	25.229	39.108	25.829	34.991	209.1							
6	2:06.340B	23.130	36.556	25.455	41.199	201.3							
7	5:52.302	4:12.291	40.186	25.196	34.629	152.7							
8	1:57.416	22.709	35.632	24.836	<b>34.239</b>	199.5							
9	1:58.341	23.010	36.204	24.881	34.246	204.0							
10	1:59.898	22.517	35.740	25.061	36.580	202.1							
11	<b>1:56.320</b>	<b>21.904</b>	<b>35.217</b>	<b>24.710</b>	34.489	207.9							
12	1:56.883	22.298	35.536	24.775	34.274	204.0							
13	2:29.816	23.515	37.576	27.611	1:01.114	195.2							
14	2:23.747B	23.080	35.965	28.442	56.260	195.2							
15	2:22.406	41.886	39.987	26.089	34.444	152.3							

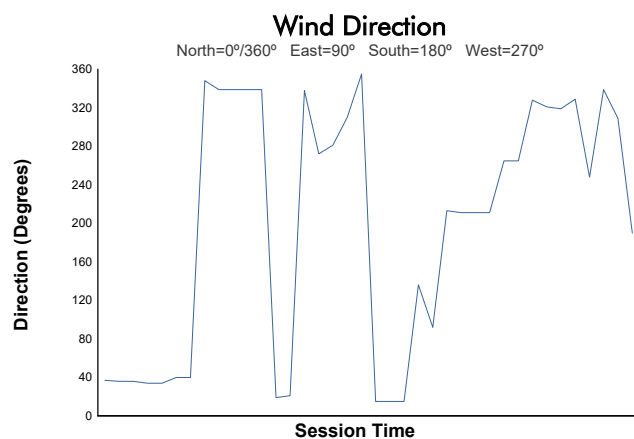
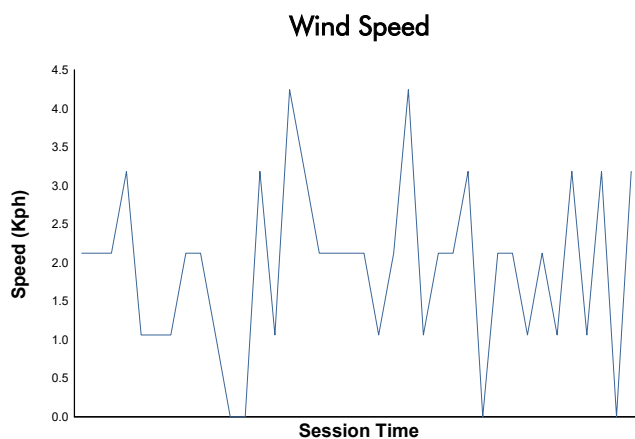
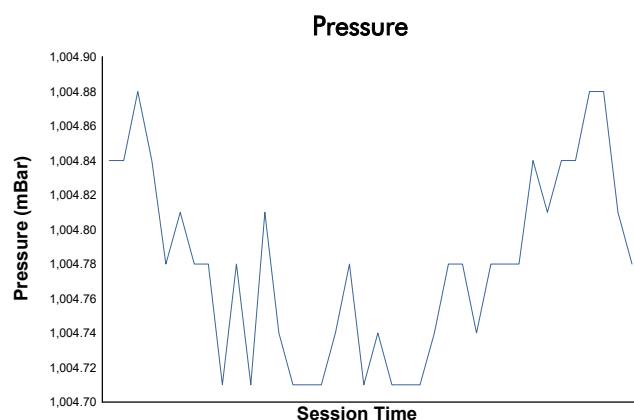
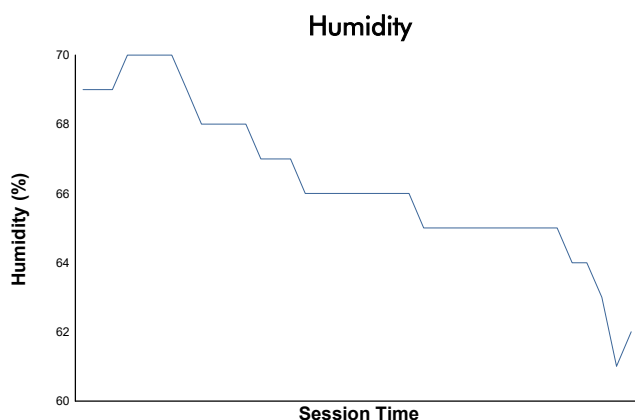
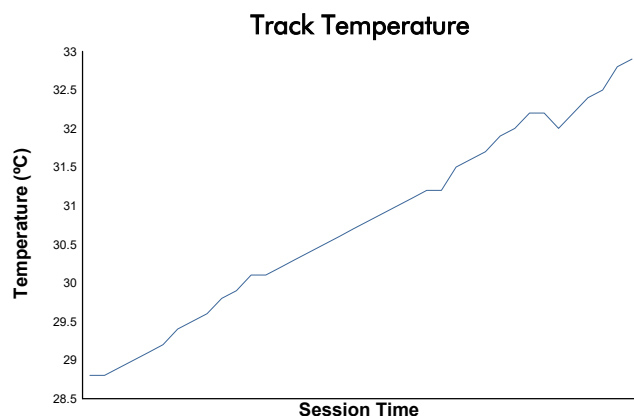
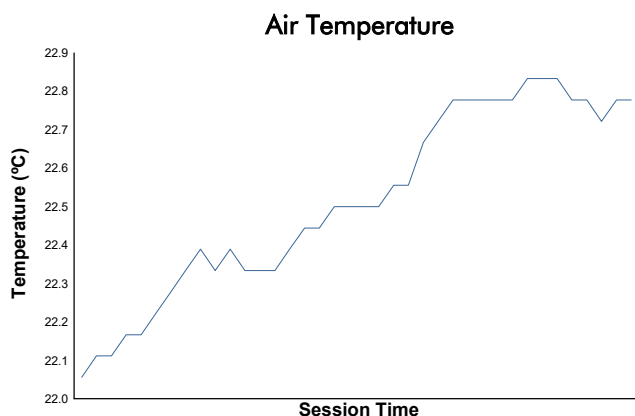


# ESBK CIRCUIT DE BARCELONA-CATALUNYA

SBK Junior

Entrenamiento Libre 3

Weather Report



Track Status: **DRY**