

SBK

ESBK CIRCUIT DE BARCELONA-CATALUNYA

Entrenamiento Libre 4

Classification

No	Rider	Nat	Team	Bike	Tires	Cl.	Time	Lap	Total	Gap	Kph
1	81 Jordi TORRES	ESP	TEAM HONDA LAGLISSE	HONDA	DUNLOP	SBK	1:43.243	14	16	-	162.4
2	51 Eric GRANADO	BRA	TEAM HONDA LAGLISSE	HONDA	DUNLOP	SBK	1:43.572	14	15	+0.329	161.9
3	1 Roman RAMOS	ESP	KAWASAKI PALMETO PL RACING	KAWASAKI	MICHELIN	SBK	1:44.256	10	16	+1.013	160.8
4	61 Alessandro ZACCONE	ITA	ETG RACING	YAMAHA	DUNLOP	SBK	1:44.422	11	14	+1.179	160.6
5	55 Alejandro MEDINA	ESP	TEAM SPEED RACING	KAWASAKI		SBK	1:44.559	12	14	+1.316	160.3
6	75 Ivo LOPES	POR	BMW EASYRACE TEAM	BMW MOTORRAD	DUNLOP	SBK	1:44.649	13	14	+1.406	160.2
7	94 Naomichi URAMOTO	JPN	JEG RACING			SBK	1:44.872	5	14	+1.629	159.9
8	31 Carmelo MORALES	ESP	CARDOSO RACING	YAMAHA		SBK	1:44.912	12	13	+1.669	159.8
9	99 Oscar GUTIERREZ	ESP	SP57 RACING TEAM	YAMAHA	MICHELIN	SBK	1:45.357	8	9	+2.114	159.1
10	27 Balint KOVACS	HUN	NEW2 PROJECT	YAMAHA	PIRELLI	Open10C	1:45.450	2	4	+2.207	159.0
11	57 Christian PALOMARES	ESP	TEAM SPEED RACING	KAWASAKI	MICHELIN	Open10C	1:45.484	12	16	+2.241	158.9
12	26 Daniel SAEZ	ESP	ALMA RACING TEAM	KAWASAKI	MICHELIN	Open10C	1:46.157	10	15	+2.914	157.9
13	6 Marc MIRALLES	ESP	BMW EASYRACE TEAM	BMW MOTORRAD	DUNLOP	Open10C	1:47.150	9	13	+3.907	156.5
14	13 Ville VALTONEN	FIN	SENSETEC OY	BMW MOTORRAD	PIRELLI	Open10C	1:47.418	4	16	+4.175	156.1
15	30 Joan ZAMORANO	ESP	ETG RACING	YAMAHA	DUNLOP	Open10C	1:48.803	12	14	+5.560	154.1
16	37 Jordi ESTEVE	ESP		YAMAHA	MICHELIN	Open10C	1:48.921	6	9	+5.678	153.9
17	4 Javier ARTIME	ESP	TEAM HONDA LAGLISSE	HONDA	DUNLOP	Open10C	1:49.607	12	14	+6.364	153.0
18	29 Juan Jose NUÑEZ	ESP	KAWASAKI PALMETO PL RACING	KAWASAKI	MICHELIN	Open10C	1:49.631	16	16	+6.388	152.9
19	62 Nicholas P. EDGELEY	GBR	MONEX TEAM EDGE RST	BMW MOTORRAD	PIRELLI	Open10C	1:49.739	11	12	+6.496	152.8
20	12 Julien LEYNINGER	FRA	LCR SUPERBIKE	YAMAHA	DUNLOP	Open10C	1:50.652	7	8	+7.409	151.5
21	17 Miguel CORTES	ESP	MDR SPAIN CIRCUITS	YAMAHA	MICHELIN	Open10C	1:51.345	4	10	+8.102	150.6
22	49 Raül TORRAS	ESP	TOLL RACING TEAM	HONDA	DUNLOP	Open10C	1:51.440	8	11	+8.197	150.4
23	66 Philippe LE GALLO	FRA	TEAM HONDA LAGLISSE	HONDA	DUNLOP	Open10C	1:52.454	11	12	+9.211	149.1
24	73 Florent VERCHERE	FRA	LCR SUPERBIKE	YAMAHA	DUNLOP	Open10C	1:52.862	7	8	+9.619	148.5
25	24 Anacleto DALL	ESP	GV STRATOS	YAMAHA	MICHELIN	Open10C	1:53.374	3	11	+10.131	147.9
26	11 Pablo GARCIA	ESP	FIFTY MOTOR SPORT	YAMAHA	MICHELIN	Open10C	1:54.084	5	14	+10.841	147.0

Max. qual. time: 1:55.632

16	Oscar SAN EMETERIO	ESP	MDR SPAIN CIRCUITS	YAMAHA	MICHELIN	Open10C
23	Ruben NASARRE	ESP	ANTONIBARCELONAXCTECH	YAMAHA	PIRELLI	Open10C
25	Roberto BLAZQUEZ	ESP	CASTROMAROTO RACING	BMW MOTORRAD	PIRELLI	Open10C

Fastest Lap: Lap 14 | Jordi TORRES | **1:43.243** | 162.4 Kph

Track Status: **DRY**

Published at:

Race Director:	Timekeeper: Denis del Pozo López 565410-B
-----------------------	--



SBK

ESBK CIRCUIT DE BARCELONA-CATALUNYA

Entrenamiento Libre 4

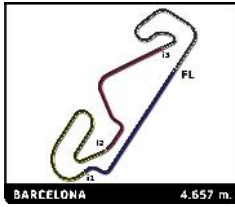
Classification by Class

No Rider	Nat	Team	Bike	Time	Lap Total	Gap	Kph
Open1000							
1	27	Balint KOVACS	HUN NEW2 PROJECT	YAMAHA	1:45.450	2 4	159.0
2	57	Christian PALOMARES	ESP TEAM SPEED RACING	KAWASAKI	1:45.484	12 16	+0.034 +0.034 158.9
3	26	Daniel SAEZ	ESP ALMA RACING TEAM	KAWASAKI	1:46.157	10 15	+0.707 +0.673 157.9
4	6	Marc MIRALLES	ESP BMW EASYRACE TEAM	BMW MOTORRAD	1:47.150	9 13	+1.700 +0.993 156.5
5	13	Ville VALTONEN	FIN SENSETEC OY	BMW MOTORRAD	1:47.418	4 16	+1.968 +0.268 156.1
6	30	Joan ZAMORANO	ESP ETG RACING	YAMAHA	1:48.803	12 14	+3.353 +1.385 154.1
7	37	Jordi ESTEVE	ESP	YAMAHA	1:48.921	6 9	+3.471 +0.118 153.9
8	4	Javier ARTIME	ESP TEAM HONDA LAGLISSE	HONDA	1:49.607	12 14	+4.157 +0.686 153.0
9	29	Juan Jose NUÑEZ	ESP KAWASAKI PALMETO PL RACING	KAWASAKI	1:49.631	16 16	+4.181 +0.024 152.9
10	62	Nicholas P. EDGELEY	GBR MONEX TEAM EDGE RST	BMW MOTORRAD	1:49.739	11 12	+4.289 +0.108 152.8
11	12	Julien LEYNINGER	FRA LCR SUPERBIKE	YAMAHA	1:50.652	7 8	+5.202 +0.913 151.5
12	17	Miguel CORTES	ESP MDR SPAIN CIRCUITS	YAMAHA	1:51.345	4 10	+5.895 +0.693 150.6
13	49	Raül TORRAS	ESP TOLL RACING TEAM	HONDA	1:51.440	8 11	+5.990 +0.095 150.4
14	66	Philippe LE GALLO	FRA TEAM HONDA LAGLISSE	HONDA	1:52.454	11 12	+7.004 +1.014 149.1
15	73	Florent VERCHERE	FRA LCR SUPERBIKE	YAMAHA	1:52.862	7 8	+7.412 +0.408 148.5
16	24	Anacleto DALL	ESP GV STRATOS	YAMAHA	1:53.374	3 11	+7.924 +0.512 147.9
17	11	Pablo GARCIA	ESP FIFTY MOTOR SPORT	YAMAHA	1:54.084	5 14	+8.634 +0.710 147.0
■ Max. qual. time: 1:55.632							
16	Oscar SAN EMETERIO	ESP MDR SPAIN CIRCUITS	YAMAHA				
23	Ruben NASARRE	ESP ANTONIBARCELONAXCTECH	YAMAHA				
25	Roberto BLAZQUEZ	ESP CASTROMAROTO RACING	BMW MOTORRAD				
SBK							
1	81	Jordi TORRES	ESP TEAM HONDA LAGLISSE	HONDA	1:43.243	14 16	162.4
2	51	Eric GRANADO	BRA TEAM HONDA LAGLISSE	HONDA	1:43.572	14 15	+0.329 +0.329 161.9
3	1	Roman RAMOS	ESP KAWASAKI PALMETO PL RACING	KAWASAKI	1:44.256	10 16	+1.013 +0.684 160.8
4	61	Alessandro ZACCONE	ITA ETG RACING	YAMAHA	1:44.422	11 14	+1.179 +0.166 160.6
5	55	Alejandro MEDINA	ESP TEAM SPEED RACING	KAWASAKI	1:44.559	12 14	+1.316 +0.137 160.3
6	75	Ivo LOPES	POR BMW EASYRACE TEAM	BMW MOTORRAD	1:44.649	13 14	+1.406 +0.090 160.2
7	94	Naomichi URAMOTO	JPN JEG RACING		1:44.872	5 14	+1.629 +0.223 159.9
8	31	Carmelo MORALES	ESP CARDOSO RACING	YAMAHA	1:44.912	12 13	+1.669 +0.040 159.8
9	99	Oscar GUTIERREZ	ESP SP57 RACING TEAM	YAMAHA	1:45.357	8 9	+2.114 +0.445 159.1

Published at:

Track Status: **DRY**

Race Director:	Timekeeper: Denís del Pozo López 565410-B
-----------------------	--



SBK ESBK CIRCUIT DE BARCELONA-CATALUNYA Entrenamiento Libre 4

Best Sector Times

Sector 1			Sector 2			Sector 3			Sector 4			Pos	No	Ideal Lap	Best Lap
Pos	No Rider	Time	No Rider	Time	No Rider	Time	No Rider	Time	Pos	No					
1	81 J.TORRES	17.863	81 J.TORRES	32.383	81 J.TORRES	21.189	81 J.TORRES	31.600	1	81	1:43.035	1:43.243	(1)		
2	51 E.GRANADO	18.073	51 E.GRANADO	32.466	51 E.GRANADO	21.284	51 E.GRANADO	31.688	2	51	1:43.511	1:43.572	(2)		
3	61 A.ZACCONE	18.187	1 R.RAMOS	32.475	1 R.RAMOS	21.435	55 A.MEDINA	31.851	3	1	1:44.071	1:44.256	(3)		
4	75 I.LOPES	18.214	55 A.MEDINA	32.498	61 A.ZACCONE	21.496	1 R.RAMOS	31.946	4	61	1:44.311	1:44.422	(4)		
5	1 R.RAMOS	18.215	75 I.LOPES	32.586	75 I.LOPES	21.553	61 A.ZACCONE	32.017	5	75	1:44.384	1:44.649	(6)		
6	99 O.GUTIERREZ	18.305	61 A.ZACCONE	32.611	31 C.MORALES	21.653	31 C.MORALES	32.020	6	55	1:44.461	1:44.559	(5)		
7	31 C.MORALES	18.317	94 N.URAMOTO	32.635	55 A.MEDINA	21.667	75 I.LOPES	32.031	7	31	1:44.710	1:44.912	(8)		
8	94 N.URAMOTO	18.364	31 C.MORALES	32.720	99 O.GUTIERREZ	21.701	27 B.KOVACS	32.033	8	94	1:44.869	1:44.872	(7)		
9	26 D.SAEZ	18.373	57 C.PALOMARES	32.786	94 N.URAMOTO	21.725	94 N.URAMOTO	32.145	9	99	1:45.115	1:45.357	(9)		
10	6 M.MIRALLES	18.438	99 O.GUTIERREZ	32.855	57 C.PALOMARES	21.726	57 C.PALOMARES	32.175	10	57	1:45.322	1:45.484	(11)		
11	55 A.MEDINA	18.445	27 B.KOVACS	32.982	26 D.SAEZ	21.747	99 O.GUTIERREZ	32.254	11	27	1:45.433	1:45.450	(10)		
12	27 B.KOVACS	18.510	26 D.SAEZ	33.094	27 B.KOVACS	21.908	26 D.SAEZ	32.384	12	26	1:45.598	1:46.157	(12)		
13	57 C.PALOMARES	18.635	13 V.VALTONEN	33.374	6 M.MIRALLES	22.147	6 M.MIRALLES	32.820	13	6	1:46.821	1:47.150	(13)		
14	13 V.VALTONEN	18.647	6 M.MIRALLES	33.416	13 V.VALTONEN	22.158	13 V.VALTONEN	32.953	14	13	1:47.132	1:47.418	(14)		
15	37 J.ESTEVE	18.763	30 J.ZAMORANO	33.763	37 J.ESTEVE	22.393	30 J.ZAMORANO	33.371	15	37	1:48.349	1:48.921	(16)		
16	29 J.NUÑEZ	18.850	37 J.ESTEVE	33.774	29 J.NUÑEZ	22.430	62 N.EDGELEY	33.404	16	30	1:48.708	1:48.803	(15)		
17	30 J.ZAMORANO	19.039	4 J.ARTIME	33.916	30 J.ZAMORANO	22.535	37 J.ESTEVE	33.419	17	29	1:49.243	1:49.631	(18)		
18	12 J.LEYNINGER	19.190	62 N.EDGELEY	34.125	4 J.ARTIME	22.713	4 J.ARTIME	33.574	18	4	1:49.453	1:49.607	(17)		
19	62 N.EDGELEY	19.224	29 J.NUÑEZ	34.337	62 N.EDGELEY	22.768	29 J.NUÑEZ	33.626	19	62	1:49.521	1:49.739	(19)		
20	4 J.ARTIME	19.250	12 J.LEYNINGER	34.381	12 J.LEYNINGER	22.806	12 J.LEYNINGER	33.800	20	12	1:50.177	1:50.652	(20)		
21	66 P.LE GALLO	19.372	17 M.CORTES	34.423	49 R.TORRAS	23.041	17 M.CORTES	33.820	21	17	1:51.002	1:51.345	(21)		
22	49 R.TORRAS	19.609	49 R.TORRAS	34.511	17 M.CORTES	23.127	49 R.TORRAS	34.211	22	49	1:51.372	1:51.440	(22)		
23	17 M.CORTES	19.632	66 P.LE GALLO	34.892	66 P.LE GALLO	23.398	66 P.LE GALLO	34.221	23	66	1:51.883	1:52.454	(23)		
24	73 F.VERCHERE	19.722	24 A.DALL	34.966	73 F.VERCHERE	23.505	73 F.VERCHERE	34.261	24	73	1:52.527	1:52.862	(24)		
25	24 A.DALL	19.905	73 F.VERCHERE	35.039	24 A.DALL	23.691	24 A.DALL	34.338	25	24	1:52.900	1:53.374	(25)		
26	11 P.GARCIA	20.041	11 P.GARCIA	35.446	11 P.GARCIA	23.716	11 P.GARCIA	34.764	26	11	1:53.967	1:54.084	(26)		



SBK ESBK CIRCUIT DE BARCELONA-CATALUNYA Entrenamiento Libre 4

Best Top Speed

No Rider	Team	Class	Top 1		Top 2		Top 3		Top 4		Top 5		Avg
			Kph	Lap	Kph	Lap	Kph	Lap	Kph	Lap	Kph	Lap	
81 Jordi TORRES	TEAM HONDA LAGLISSE	SBK	310.6	7	308.9	16	308.9	15	308.9	4	308.0	8	309.1
1 Roman RAMOS	KAWASAKI PALMETO PL RACING	SBK	308.0	11	302.8	3	302.0	10	302.0	5	301.2	4	303.2
51 Eric GRANADO	TEAM HONDA LAGLISSE	SBK	307.1	8	306.3	14	306.3	13	306.3	12	306.3	11	306.5
4 Javier ARTIME	TEAM HONDA LAGLISSE	Open1000	305.4	3	302.8	2	298.7	12	297.9	5	297.0	7	300.4
6 Marc MIRALLES	BMW EASYRACE TEAM	Open1000	304.5	4	303.7	3	302.8	10	302.8	2	302.0	9	303.2
26 Daniel SAEZ	ALMA RACING TEAM	Open1000	303.7	6	302.8	5	302.0	11	302.0	3	302.0	2	302.5
29 Juan Jose NUÑEZ	KAWASAKI PALMETO PL RACING	Open1000	302.8	4	301.2	5	300.3	16	299.5	14	299.5	12	300.7
61 Alessandro ZACCONE	ETG RACING	SBK	302.8	14	302.8	11	302.0	10	302.0	4	299.5	12	301.8
99 Oscar GUTIERREZ	SP57 RACING TEAM	SBK	302.0	8	297.9	5	297.9	7	297.0	6	296.2	9	298.2
55 Alejandro MEDINA	TEAM SPEED RACING	SBK	301.2	4	298.7	14	298.7	10	298.7	9	297.9	13	299.0
27 Balint KOVACS	NEW2 PROJECT	Open1000	300.3	3	297.9	2	293.0	4	183.3	1			268.6
7 Ivo LOPES	BMW EASYRACE TEAM	SBK	299.5	10	299.5	4	298.7	6	298.7	5	298.7	3	299.0
13 Ville VALTONEN	SENSETEC OY	Open1000	298.7	12	297.9	14	297.0	13	297.0	5	296.2	10	297.4
31 Carmelo MORALES	CARDOSO RACING	SBK	298.7	13	298.7	4	296.2	12	296.2	10	296.2	9	297.2
94 Naomichi URAMOTO	JEG RACING	SBK	297.0	5	297.0	2	296.2	7	294.6	10	294.6	6	295.9
66 Philippe LE GALLO	TEAM HONDA LAGLISSE	Open1000	295.4	11	295.4	4	295.4	12	293.0	5	292.3	6	294.3
62 Nicholas P. EDGELEY	MONEX TEAM EDGE RST	Open1000	294.6	2	293.0	11	293.0	10	293.0	8	292.3	9	293.2
12 Julien LEYNINGER	LCR SUPERBIKE	Open1000	293.0	5	292.3	3	292.3	6	291.5	8	289.9	7	291.8
30 Joan ZAMORANO	ETG RACING	Open1000	293.0	3	291.5	12	290.7	4	289.9	6	289.1	13	290.8
57 Christian PALOMARES	TEAM SPEED RACING	Open1000	293.0	15	289.9	13	289.1	16	289.1	14	288.4	7	289.9
37 Jordi ESTEVE		Open1000	291.5	7	290.7	3	290.7	5	289.9	2	289.9	6	290.5
49 Raül TORRAS	TOLL RACING TEAM	Open1000	289.9	8	289.9	3	288.4	4	287.6	9	286.9	11	288.5
73 Florent VERCHERE	LCR SUPERBIKE	Open1000	285.4	3	284.6	4	280.9	5	280.2	6	278.8	7	282.0
17 Miguel CORTES	MDR SPAIN CIRCUITS	Open1000	283.1	7	283.1	3	282.4	4	282.4	2	281.7	6	282.5
11 Pablo GARCIA	FIFTY MOTOR SPORT	Open1000	281.7	5	280.9	4	280.9	3	279.5	7	279.5	6	280.5
24 Anacleto DALL	GV STRATOS	Open1000	279.5	4	276.6	9	276.6	3	275.9	2	274.5	10	276.6
16 Oscar SAN EMETERIO	MDR SPAIN CIRCUITS	Open1000											
23 Ruben NASARRE	ANTONIBARCELONAXCTECH	Open1000											
25 Roberto BLAZQUEZ	CASTROMAROTO RACING	Open1000											



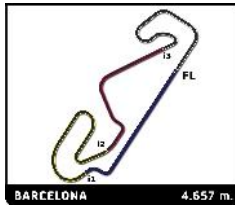
SBK

ESBK CIRCUIT DE BARCELONA-CATALUNYA

Entrenamiento Libre 4

Fastest Lap Sequence

Elapsed	No Rider	Team	Bike	Class	Time	Kph	Lap
4:13.515	51 Eric GRANADO	TEAM HONDA LAGLISSE	HONDA	SBK	1:45.162	159.4	2
5:57.898	51 Eric GRANADO	TEAM HONDA LAGLISSE	HONDA	SBK	1:44.383	160.6	3
9:43.369	81 Jordi TORRES	TEAM HONDA LAGLISSE	HONDA	SBK	1:44.230	160.8	5
18:26.626	81 Jordi TORRES	TEAM HONDA LAGLISSE	HONDA	SBK	1:44.174	160.9	10
32:11.774	51 Eric GRANADO	TEAM HONDA LAGLISSE	HONDA	SBK	1:43.964	161.3	13
32:32.742	81 Jordi TORRES	TEAM HONDA LAGLISSE	HONDA	SBK	1:43.243	162.4	14



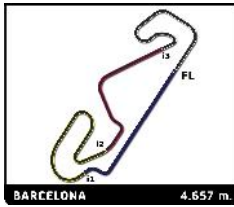
SBK

ESBK CIRCUIT DE BARCELONA-CATALUNYA

Entrenamiento Libre 4

Sector Analysis

___ Invalidated Lap							■ Personal Best							■ Session Best							B Crossing the pit lane																																																																																																										
Lap	Time	Sector 1	Sector 2	Sector 3	Sector 4	T.Spd	Lap	Time	Sector 1	Sector 2	Sector 3	Sector 4	T.Spd	Lap	Time	Sector 1	Sector 2	Sector 3	Sector 4	T.Spd	Lap	Time	Sector 1	Sector 2	Sector 3	Sector 4	T.Spd																																																																																																				
1	Roman RAMOS						ESP	3	1:54.633	20.137	35.661	23.917	34.918	280.9	4	1:54.324	20.141	35.446	23.795	34.942	280.9	5	1:54.084	20.041	35.452	23.827	34.764	281.7	6	1:54.589	20.243	35.569	23.716	35.061	279.5	7	1:54.784	20.184	35.723	23.847	35.030	279.5	8	1:56.139	20.492	36.427	24.017	35.203	274.5	9	2:15.962B	20.563	36.754	24.617	54.028	274.5	10	6:41.214	5:03.293	37.142	25.063	35.716	188.4	11	1:55.532	20.293	35.909	24.166	35.164	277.3	12	1:55.426	20.215	35.805	23.988	35.418	278.8	13	1:55.884	20.267	36.120	23.875	35.622	274.5	14	2:33.138B	21.974	41.394	30.631	59.139	273.9																																				
	KAWASAKI PALMETO PL RACING						KAWASAKI	12	Julien LEYNINGER						FRA	1	3:12.720	1:38.563	36.235	23.561	34.361	167.0	2	1:52.432	19.598	35.078	23.358	34.398	287.6	3	1:52.155	19.337	34.753	23.168	34.897	292.3	4	1:51.145	19.456	34.892	22.997	33.800	289.1	5	1:51.112	19.190	34.381	23.625	33.916	293.0	6	1:51.216	19.320	34.720	22.980	34.196	292.3	7	1:50.652	19.297	34.556	22.806	33.993	289.9	8	2:04.995B	19.472	34.626	23.520	47.377	291.5																																																								
	TEAM HONDA LAGLISSE						HONDA		LCR SUPERBIKE						YAMAHA	1	1:51.745	19.338	34.558	23.929	33.920	297.9	2	1:51.422	19.447	34.210	23.406	34.359	295.4	3	1:55.849	19.377	35.126	24.776	36.570	297.0	4	1:51.532	19.539	34.329	23.483	34.181	293.8	5	2:07.094B	20.029	34.611	23.314	49.140	275.2	6	10:01.026	8:26.889	35.500	24.028	34.609	139.2	7	1:50.720	19.758	34.206	23.182	33.574	289.1	8	1:49.607	19.285	33.916	22.723	33.683	298.7	9	1:51.242	19.250	33.999	22.849	35.144	296.2	10	1:50.587	19.381	34.220	23.189	33.797	293.0																																										
	BMW EASYRACE TEAM						BMW MOTORRAD	13	Ville VALTONEN						FIN	1	3:37.297	2:02.309	37.559	23.712	33.717	138.5	2	1:47.982	18.940	33.659	22.403	32.980	293.0	3	1:47.596	18.798	33.489	22.356	32.953	293.8	4	1:47.418	18.647	33.460	22.319	32.992	295.4	5	1:47.640	18.713	33.374	22.459	33.094	297.0	6	1:50.057	19.008	34.720	23.149	33.180	286.9	7	1:48.101	18.885	33.572	22.158	33.486	293.8	8	1:48.679	18.778	33.643	22.318	33.940	296.2	9	1:47.816	18.834	33.780	22.166	33.036	295.4	10	1:47.851	18.694	33.829	22.243	33.085	296.2	11	1:50.344	18.899	35.000	23.212	33.233	295.4	12	1:47.926	18.775	33.803	22.164	33.184	298.7	13	1:48.065	18.813	33.851	22.228	33.173	297.0	14	1:48.327	18.715	33.970	22.246	33.396	297.9	15	2:19.200B	19.464	38.739	27.613	53.384	276.6	16	5:58.396	4:20.790	38.473	24.613	34.520	128.7
	FIFTY MOTOR SPORT						YAMAHA	17	Miguel CORTES						ESP	1	3:39.323	2:05.253	35.833	23.910	34.327	157.3	2	1:52.039	19.680	34.663	23.755	33.941	282.4	3	1:51.808	19.669	34.805	23.218	34.116	283.1	4	1:51.345	19.632	34.423	23.470	33.820	282.4	5	1:52.348	20.016	34.839	23.415	34.078	280.2	6	2:04.798	23.084	43.814	23.403	34.497	281.7	7	1:54.587	19.887	36.389	24.012	34.299	283.1	8	1:51.977	19.927	34.531	23.160	34.359	279.5	9	1:51.870	19.922	34.576	23.127	34.245	278.1	10	2:08.089B	19.681	34.512	23.416	50.480	279.5																																										
	BMW MOTORRAD						REDD		MICHELIN						PERIS		DUNLOP						HONDA	Lambea																																																																																																							



SBK

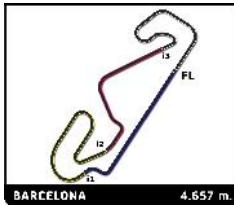
ESBK CIRCUIT DE BARCELONA-CATALUNYA

Entrenamiento Libre 4

Sector Analysis

— Invalidated Lap ■ Personal Best ■ Session Best B Crossing the pit lane

Lap	Time	Sector 1	Sector 2	Sector 3	Sector 4	T.Spd	Lap	Time	Sector 1	Sector 2	Sector 3	Sector 4	T.Spd	
24	Anacleto DALL ESP							16	1:49.631	18.850	34.597	22.558	33.626	300.3
	GV STRATOS YAMAHA													
1	3:47.266	2:09.485	36.096	25.322	36.363	180.3								
2	1:55.986	20.489	36.349	24.409	34.739	275.9								
3	1:53.374	19.905	34.966	23.729	34.774	276.6								
4	1:53.850	19.929	35.121	24.078	34.722	279.5								
5	2:06.415B	19.993	35.432	24.014	46.976	273.2								
6	10:35.600	9:01.052	35.725	24.314	34.509	135.4								
7	1:53.930	20.149	35.602	23.841	34.338	273.9								
8	1:54.407	20.221	35.537	23.980	34.669	271.1								
9	1:53.418	19.994	35.213	23.691	34.520	276.6								
10	1:54.615	20.278	35.403	24.082	34.852	274.5								
11	2:08.746B	20.267	35.962	24.340	48.177	265.2								
26	Daniel SAEZ ESP							30	Joan ZAMORANO ESP					
	ALMA RACING TEAM KAWASAKI								ETG RACING YAMAHA					
1	3:05.377	1:33.862	35.713	22.908	32.894	154.0	1	4:48.735	3:14.755	35.347	24.154	34.479	84.8	
2	1:46.519	18.664	33.297	22.080	32.478	302.0	2	1:51.460	19.455	34.386	23.522	34.097	289.1	
3	1:47.247	18.549	33.126	22.445	33.127	302.0	3	1:49.468	19.219	34.020	22.688	33.541	293.0	
4	1:46.380	18.656	33.443	21.897	32.384	297.9	4	1:50.325	19.211	34.193	22.978	33.943	290.7	
5	1:48.444	18.529	33.602	22.772	33.541	302.8	5	1:50.234	19.277	34.250	22.918	33.789	289.1	
6	1:46.673	18.373	33.509	22.115	32.676	303.7	6	1:49.986	19.128	34.255	22.766	33.837	289.9	
7	2:02.032B	19.501	36.385	22.788	43.358	286.9	7	1:49.868	19.346	34.319	22.688	33.515	286.1	
8	9:34.276	8:03.806	35.076	22.463	32.931	150.0	8	2:06.783B	19.545	36.052	24.032	47.154	287.6	
9	1:46.287	18.599	33.296	21.873	32.519	300.3	9	8:53.318	7:14.124	37.351	27.265	34.578	95.4	
10	1:46.157	18.440	33.094	21.875	32.748	301.2	10	1:49.537	19.302	33.989	22.784	33.462	288.4	
11	1:46.180	18.454	33.098	22.044	32.584	302.0	11	1:49.369	19.230	33.813	22.606	33.720	286.9	
12	1:46.319	18.648	33.106	21.893	32.672	300.3	12	1:48.803	19.060	33.763	22.609	33.371	291.5	
13	1:46.231	18.624	33.145	21.968	32.494	300.3	13	1:49.267	19.242	33.972	22.594	33.459	289.1	
14	1:46.546	18.641	33.231	21.799	32.875	299.5	14	1:48.901	19.039	33.889	22.535	33.438	289.1	
15	1:46.609	18.680	33.485	21.747	32.697	298.7								
27	Balint KOVACS HUN							31	Carmelo MORALES ESP					
	NEW2 PROJECT YAMAHA								CARDOSO RACING YAMAHA					
1	3:04.184	1:30.899	34.351	24.151	34.783	183.3	1	4:07.787	2:37.950	34.650	22.409	32.778	137.8	
2	1:45.450	18.527	32.982	21.908	32.033	297.9	2	1:58.568B	18.654	33.034	21.902	44.978	294.6	
3	1:46.751	18.729	33.730	21.953	32.339	300.3	3	7:12.195	5:42.626	33.933	23.028	32.608	169.1	
4	1:46.027	18.510	33.028	21.966	32.523	293.0	4	1:46.675	18.522	33.274	22.055	32.824	298.7	
29	Juan Jose NUÑEZ ESP							37	Jordi ESTEVE ESP					
	KAWASAKI PALMETO PL RACING KAWASAKI								YAMAHA					
1	4:02.101	2:26.846	36.579	23.751	34.925	155.1	1	4:21.948	2:49.909	35.110	23.080	33.849	108.9	
2	1:52.073	19.281	35.382	23.111	34.299	297.9	2	1:49.313	19.210	34.013	22.585	33.505	289.9	
3	1:50.343	19.088	34.688	22.656	33.911	298.7	3	1:49.237	19.122	34.226	22.393	33.496	290.7	
4	1:50.281	19.016	34.598	22.728	33.939	302.8	4	1:49.647	19.225	34.058	22.537	33.827	288.4	
5	1:52.195	18.926	34.812	23.868	34.589	301.2	5	1:52.554	18.845	34.058	22.892	36.759	290.7	
6	1:50.663	18.950	34.789	22.805	34.119	298.7	6	1:48.921	18.943	34.068	22.491	33.419	289.9	
7	2:10.910B	19.262	36.789	23.661	51.198	297.9	7	1:48.945	18.967	33.774	22.701	33.503	291.5	
8	5:27.063	3:51.390	37.083	24.125	34.465	140.1	8	1:51.708	18.763	34.309	23.636	35.000	289.9	
9	1:50.803	19.390	34.728	22.623	34.062	296.2	9	2:04.166B	18.953	34.218	22.783	48.212	289.9	
10	1:49.811	19.005	34.421	22.553	33.832	297.9								
11	1:49.671	18.931	34.337	22.480	33.923	299.5								
12	1:49.877	19.107	34.403	22.430	33.937	299.5								
13	1:57.085	20.944	37.259	23.357	35.525	298.7								
14	1:50.137	19.077	34.615	22.604	33.841	299.5								
15	1:49.868	18.918	34.614	22.620	33.716	298.7								
49	Raül TORRAS ESP							49	Raül TORRAS ESP					
	TOLL RACING TEAM HONDA								TOLL RACING TEAM HONDA					
1	2:46.023	1:10.854	36.407	23.823	34.939	103.3	1	2:46.023	1:10.854	36.407	23.823	34.939	103.3	
2	1:52.807	19.856	35.214	23.197	34.540	286.9	2	1:52.807	19.856	35.214	23.197	34.540	286.9	
3	1:52.220	19.755	34.982	23.272	34.211	289.9	3	1:52.220	19.755	34.982	23.272	34.211	289.9	
4	1:52.935	20.022	35.013	23.181	34.719	288.4	4	1:52.935	20.022	35.013	23.181	34.719	288.4	
5	2:10.120B	19.979	35.182	23.869	51.090	286.1	5	2:10.120B	19.979	35.182	23.869	51.090	286.1	
6	3:51.947	2:17.949	35.641	23.730	34.627	141.4	6	3:51.947	2:17.949	35.641	23.730	34.627	141.4	
7	1:52.862	20.104	34.982	23.346	34.430	284.6	7	1:52.862	20.104	34.982	23.346	34.430	284.6	
8	1:51.440	19.609	34.511	23.041	34.279	289.9	8	1:51.440	19.609	34.511	23.041	34.279	289.9	



SBK

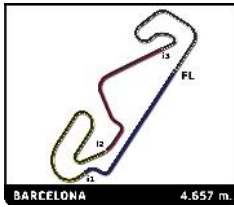
ESBK CIRCUIT DE BARCELONA-CATALUNYA

Entrenamiento Libre 4

Sector Analysis

— Invalidated Lap ■ Personal Best ■ Session Best B Crossing the pit lane

Lap	Time	Sector 1	Sector 2	Sector 3	Sector 4	T.Spd	Lap	Time	Sector 1	Sector 2	Sector 3	Sector 4	T.Spd
9	2:09.705 B	19.871	35.262	23.455	51.117	287.6							
10	3:28.239	1:55.465	35.032	23.166	34.576	168.8							
11	2:05.361 B	19.822	34.921	23.240	47.378	286.9							
51	Eric GRANADO					BRA							
	TEAM HONDA LAGLISSE					HONDA							
1	2:28.353	57.715	35.182	22.484	32.972	187.1							
2	1:45.162	18.425	33.000	21.564	32.173	301.2							
3	1:44.383	18.229	32.658	21.420	32.076	304.5							
4	1:44.877	18.152	32.558	22.007	32.160	305.4							
5	1:50.144	21.327	34.269	22.419	32.129	306.3							
6	1:44.784	18.270	32.679	21.745	32.090	306.3							
7	1:44.497	18.321	32.671	21.478	32.027	305.4							
8	1:59.979 B	18.295	34.019	22.483	45.182	307.1							
9	10:12.486	8:41.777	35.625	22.284	32.800	180.6							
10	1:44.710	18.408	32.767	21.471	32.064	302.0							
11	1:44.183	18.172	32.614	21.424	31.973	306.3							
12	1:44.252	18.073	32.466	21.326	32.387	306.3							
13	1:43.964	18.095	32.603	21.367	31.899	306.3							
14	1:43.572	18.131	32.469	21.284	31.688	306.3							
15	1:45.600	18.565	32.813	22.123	32.099	293.0							
61	Alessandro ZACCONE					ITA							
	ETG RACING					YAMAHA							
1	2:43.480	1:11.530	35.695	22.816	33.439	178.2							
2	1:46.377	18.614	33.193	21.932	32.638	296.2							
3	1:45.539	18.590	32.987	21.824	32.138	297.9							
4	1:45.174	18.187	32.717	21.693	32.577	302.0							
5	1:45.166	18.394	32.848	21.673	32.251	298.7							
6	2:01.353 B	18.349	33.004	22.256	47.744	298.7							
7	11:35.423	...	34.623	22.164	32.638	184.0							
8	1:45.424	18.418	32.983	21.873	32.150	298.7							
9	1:44.542	18.347	32.665	21.496	32.034	298.7							
10	1:47.598	18.981	34.373	21.798	32.446	302.0							
11	1:44.422	18.192	32.672	21.541	32.017	302.8							
12	1:44.603	18.329	32.611	21.618	32.045	299.5							
13	1:49.468	19.223	35.089	22.395	32.761	295.4							
14	1:44.532	18.279	32.612	21.554	32.087	302.8							
62	Nicholas P. EDGELEY					GBR							
	MONEX TEAM EDGE RST					BMW MOTORRAD							
1	3:19.438	1:41.662	37.216	24.943	35.617	170.4							
2	1:52.795	19.645	35.241	23.585	34.324	294.6							
3	1:52.173	19.659	34.862	23.425	34.227	290.7							
4	1:52.369	19.950	34.865	23.373	34.181	280.2							
5	1:50.962	19.612	34.366	23.231	33.753	289.9							
6	2:08.056 B	20.283	35.678	24.543	47.552	271.1							
7	6:33.802	4:58.971	36.799	23.824	34.208	149.3							
8	1:50.982	19.503	34.383	23.268	33.828	293.0							
9	1:50.235	19.451	34.332	22.995	33.457	292.3							
10	1:49.992	19.224	34.125	23.194	33.449	293.0							
11	1:49.739	19.297	34.270	22.768	33.404	293.0							
12	2:19.587 B	19.942	37.145	27.404	55.096	275.2							
66	Philippe LE GALLO					FRA							
	TEAM HONDA LAGLISSE					HONDA							
1	2:52.591	1:17.021	36.152	24.308	35.110	180.6							
2	1:54.123	19.868	35.265	24.078	34.912	288.4							
3	1:55.712	19.707	35.564	24.118	36.323	292.3							
4	1:53.774	19.613	35.639	23.692	34.830	295.4							
5	1:53.762	19.612	35.359	24.009	34.782	293.0							
6	1:55.152	19.835	35.953	24.450	34.914	292.3							
7	1:54.114	19.734	35.355	23.887	35.138	291.5							
8	2:11.337 B	19.881	37.335	23.841	50.280	289.9							
9	9:38.048	7:58.847	39.617	24.442	35.142	99.4							
10	1:52.692	19.947	35.126	23.398	34.221	292.3							
11	1:52.454	19.623	34.892	23.621	34.318	295.4							
12	2:08.470 B	19.372	35.410	24.669	49.019	295.4							
73	Florent VERCHERE					FRA							
	LCR SUPERBIKE					YAMAHA							
1	3:12.675	1:37.071	36.238	24.177	35.189	198.4							
2	1:54.228	20.159	35.510	23.971	34.588	268.4							
3	1:53.130	19.819	35.376	23.656	34.279	285.4							
4	1:53.036	19.722	35.416	23.543	34.355	284.6							
5	1:53.081	19.963	35.039	23.785	34.294	280.9							
6	1:53.609	19.943	35.302	23.722	34.642	280.2							
7	1:52.862	19.876	35.220	23.505	34.261	278.8							



SBK

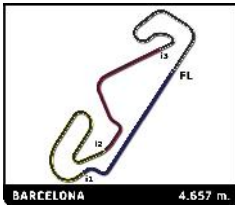
ESBK CIRCUIT DE BARCELONA-CATALUNYA

Entrenamiento Libre 4

Sector Analysis

— Invalidated Lap ■ Personal Best ■ Session Best B Crossing the pit lane

Lap	Time	Sector 1	Sector 2	Sector 3	Sector 4	T.Sp	Lap	Time	Sector 1	Sector 2	Sector 3	Sector 4	T.Sp
8	2:04.917B	19.888	35.178	23.531	46.320	278.8	1	3:33.827B	1:32.364	50.072	23.887	47.504	178.5
75	Ivo LOPES					POR	2	5:31.062B	3:31.336	34.957	23.302	1:01.467	197.7
	BMW EASYRACE TEAM					BMW MOTORRAD	3	9:28.013B	7:37.916	36.293	22.793	51.011	172.6
1	3:12.785	1:41.607	34.789	22.783	33.606	139.4	4	8:12.617	6:42.336	34.934	22.534	32.813	170.7
2	1:45.903	18.515	33.160	21.960	32.268	298.7	5	1:46.083	18.584	33.055	21.990	32.454	297.9
3	1:45.961	18.427	33.070	21.910	32.554	298.7	6	1:45.496	18.571	32.855	21.816	32.254	297.0
4	1:45.620	18.360	33.092	21.868	32.300	299.5	7	1:46.036	18.778	32.884	21.831	32.543	297.9
5	1:47.092	18.812	33.306	22.155	32.819	298.7	8	1:45.357	18.305	32.949	21.763	32.340	302.0
6	2:00.924B	18.468	33.119	22.900	46.437	298.7	9	1:45.702	18.448	32.931	21.701	32.622	296.2
7	7:23.639	5:55.294	33.872	21.947	32.526	179.7							
8	1:45.393	18.506	32.769	21.801	32.317	297.0							
9	1:44.865	18.323	32.784	21.605	32.153	297.9							
10	2:03.586B	18.447	36.177	22.774	46.188	299.5							
11	5:49.059	4:21.424	33.417	21.929	32.289	188.4							
12	1:52.057	18.214	32.586	21.553	39.704	296.2							
13	1:44.649	18.369	32.683	21.566	32.031	296.2							
14	1:45.503	18.419	32.813	21.816	32.455	296.2							
81	Jordi TORRES					ESP							
	TEAM HONDA LAGLISSE					HONDA							
1	2:43.950	1:12.409	35.509	22.729	33.303	175.6							
2	1:46.025	18.452	33.063	21.862	32.648	307.1							
3	1:44.751	18.200	32.778	21.532	32.241	308.0							
4	1:44.413	18.059	32.750	21.431	32.173	308.9							
5	1:44.230	18.087	32.658	21.478	32.007	307.1							
6	1:44.439	18.001	32.706	21.633	32.099	308.0							
7	1:46.041	18.334	33.475	21.928	32.304	310.6							
8	1:44.369	18.033	32.818	21.400	32.118	308.0							
9	1:44.234	17.959	32.714	21.448	32.113	307.1							
10	1:44.174	17.951	32.728	21.386	32.109	306.3							
11	1:44.179	17.962	32.665	21.444	32.108	307.1							
12	2:00.392B	18.003	33.067	21.611	47.711	306.3							
13	8:38.302	7:09.021	34.268	22.068	32.945	174.5							
14	1:43.243	18.043	32.411	21.189	31.600	304.5							
15	1:43.590	17.903	32.396	21.539	31.752	308.9							
16	1:43.463	17.863	32.383	21.354	31.863	308.9							
94	Naomichi URAMOTO					JPN							
	JEG RACING												
1	2:49.913	1:20.935	34.002	22.291	32.685	191.4							
2	1:47.249	18.501	34.231	22.058	32.459	297.0							
3	2:00.543B	18.914	33.820	22.433	45.376	293.8							
4	7:05.910	5:38.245	33.597	21.901	32.167	177.4							
5	1:44.872	18.367	32.635	21.725	32.145	297.0							
6	1:46.543	18.616	33.676	21.773	32.478	294.6							
7	2:00.585B	19.164	33.573	22.278	45.570	296.2							
8	6:25.583	4:57.479	33.276	21.966	32.862	174.2							
9	1:45.786	18.576	32.960	21.881	32.369	293.0							
10	1:45.454	18.364	32.856	21.818	32.416	294.6							
11	1:45.919	18.537	33.049	21.916	32.417	293.8							
12	1:45.887	18.553	33.049	21.744	32.541	293.0							
13	1:45.673	18.444	32.983	21.725	32.521	292.3							
14	1:45.747	18.434	33.065	21.774	32.474	292.3							
99	Oscar GUTIERREZ					ESP							
	SP57 RACING TEAM					YAMAHA							

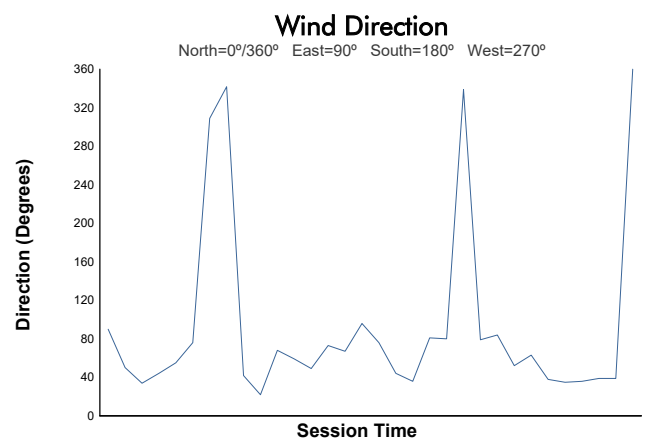
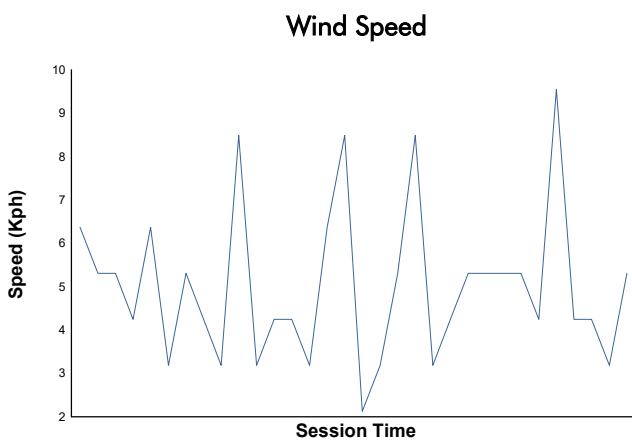
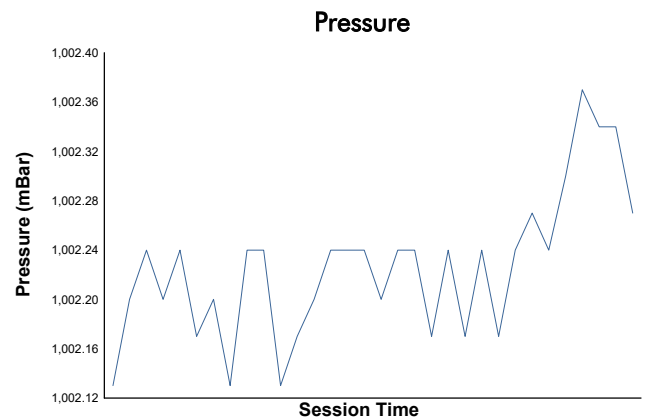
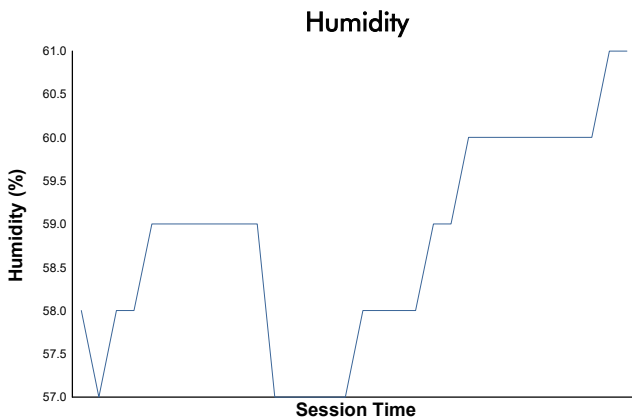
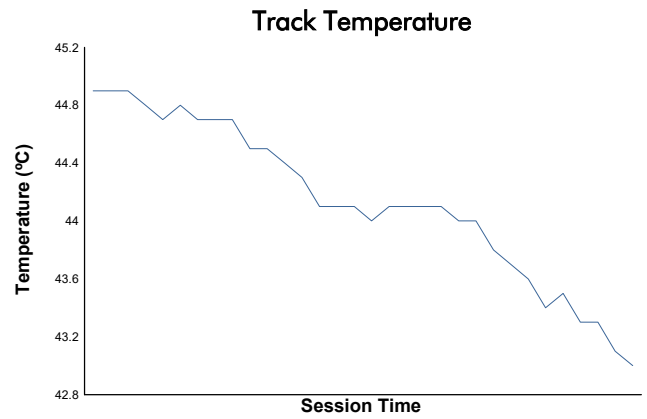
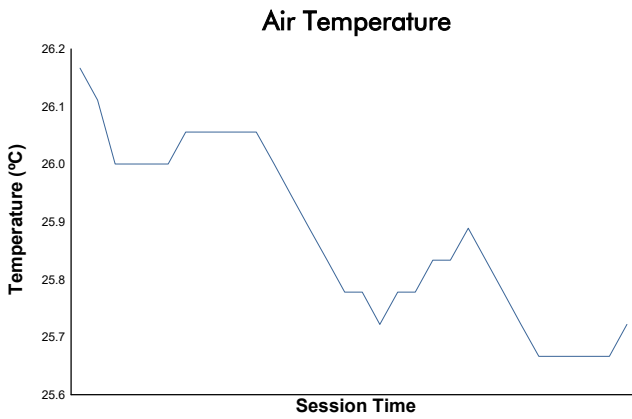


ESBK CIRCUIT DE BARCELONA-CATALUNYA

SBK

Entrenamiento Libre 4

Weather Report



Track Status: **DRY**